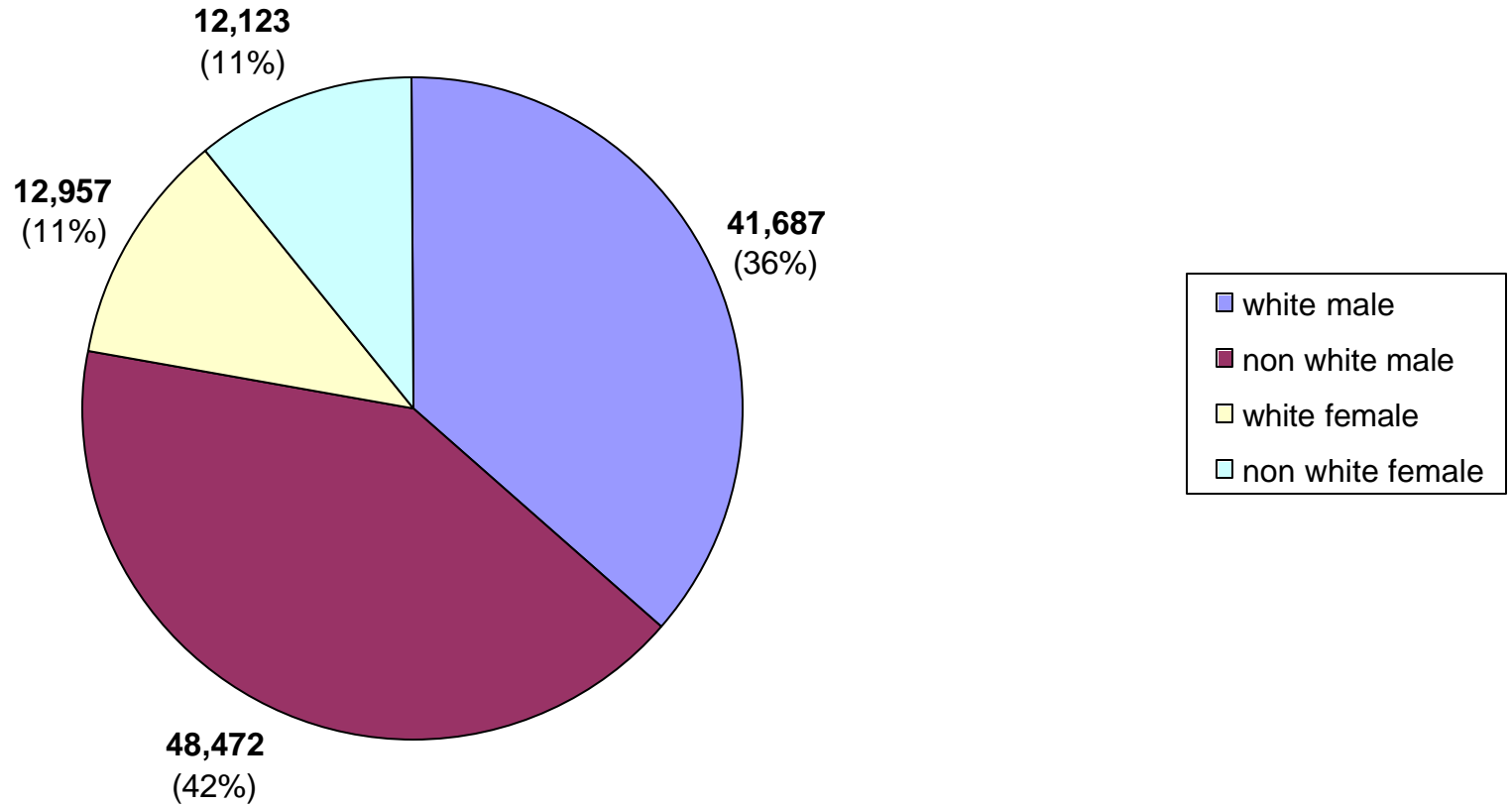
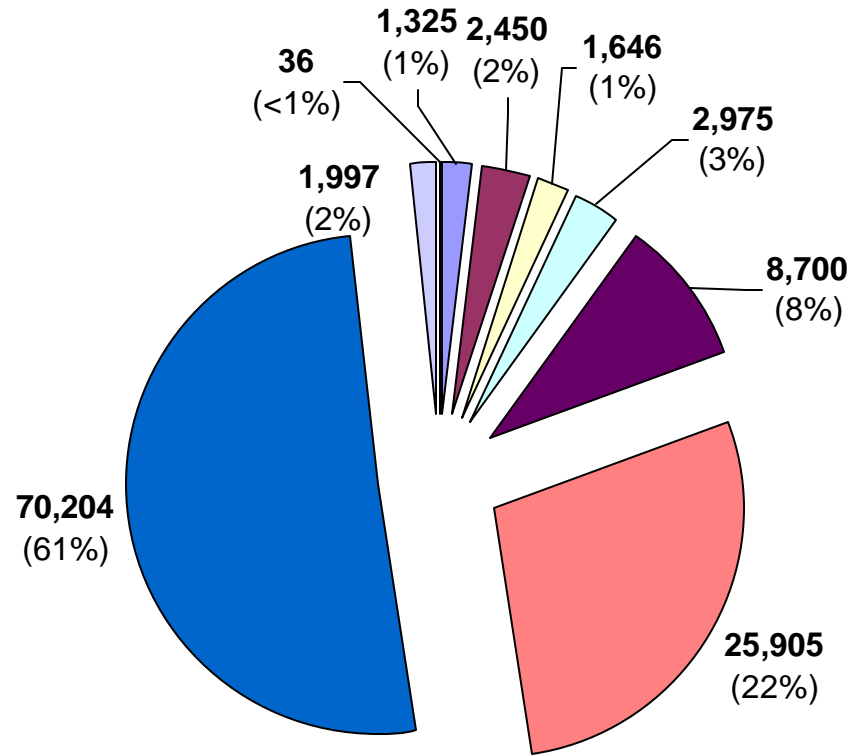


Active Street Probationers by Race & Gender

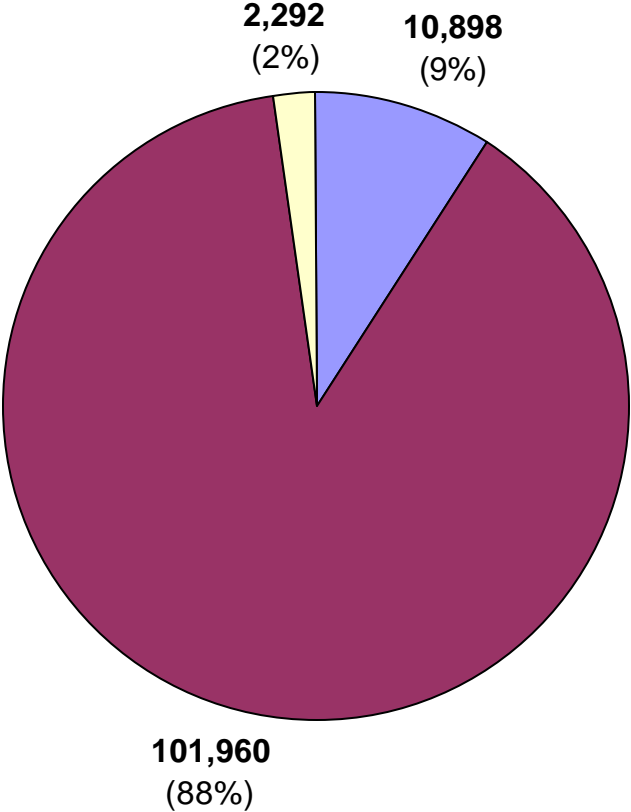


Active Street Probationers by Current Supervision



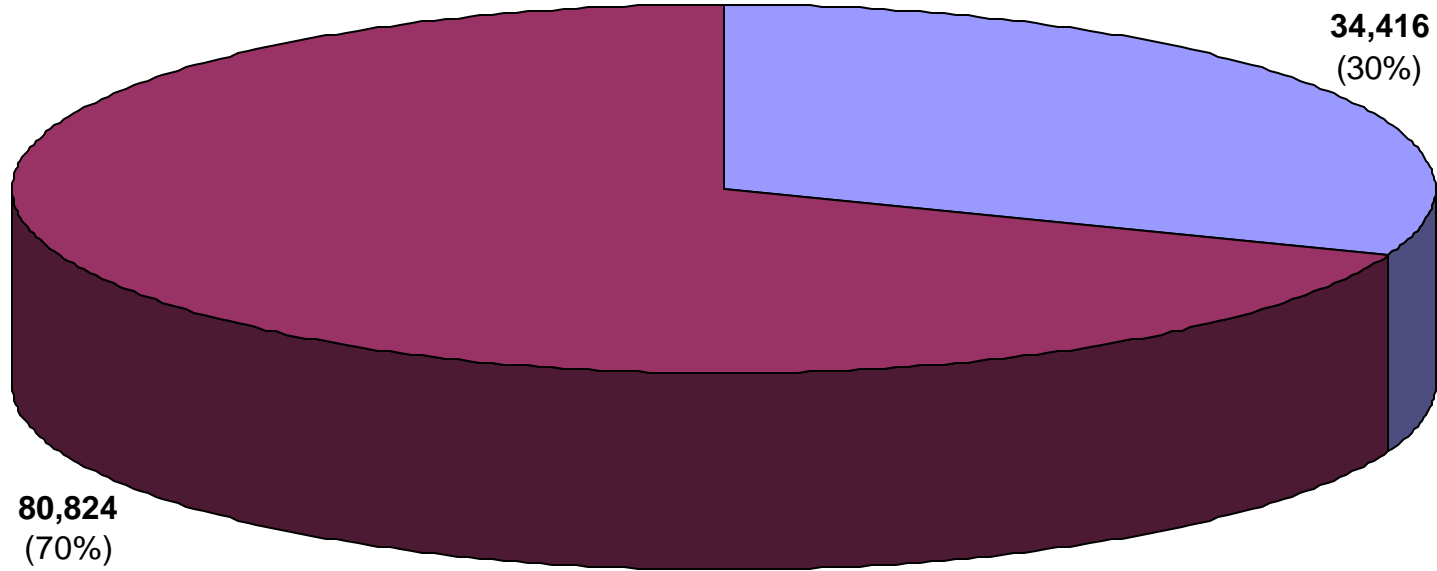
unsupervised	intensive	maximum	high	medium
standard	administrative	unclassified	other	

Active Street Probationers by Case Type

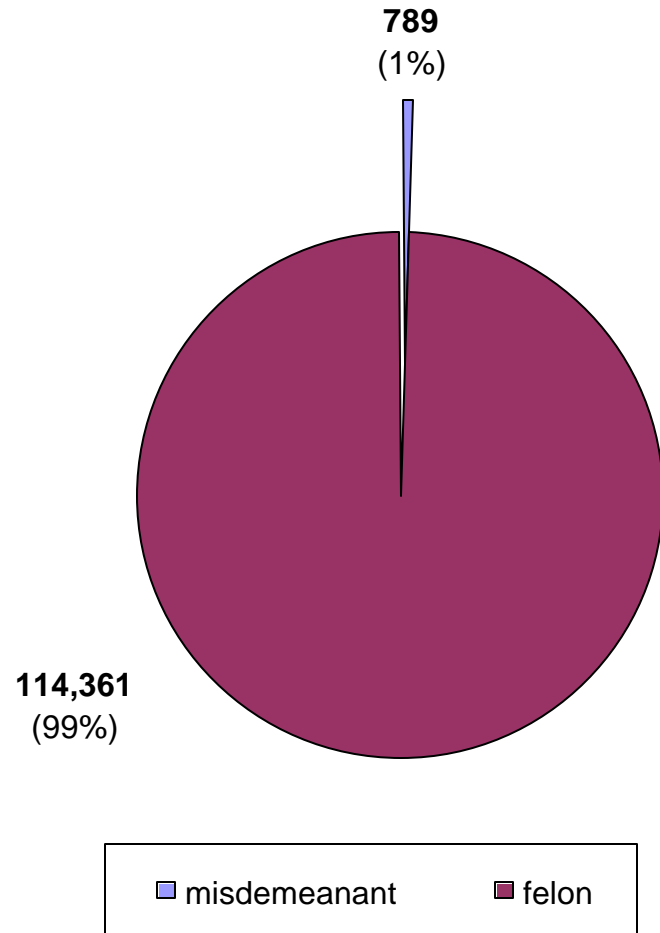


■ split sentence ■ straight sentence ■ out of state probation

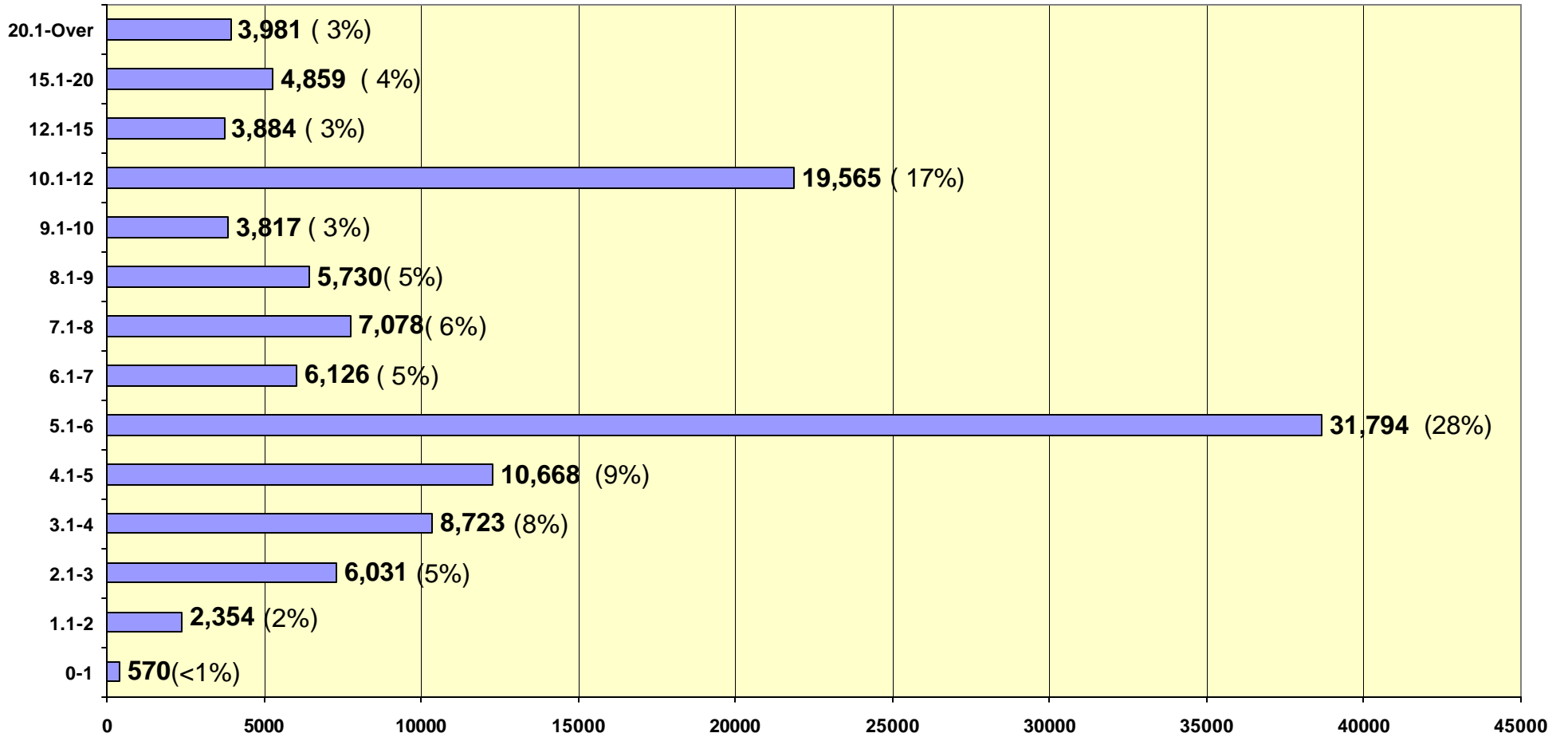
Active Street Probationers by Offender Status



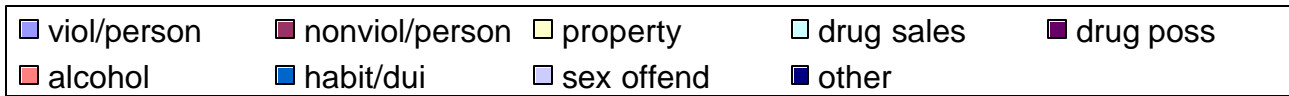
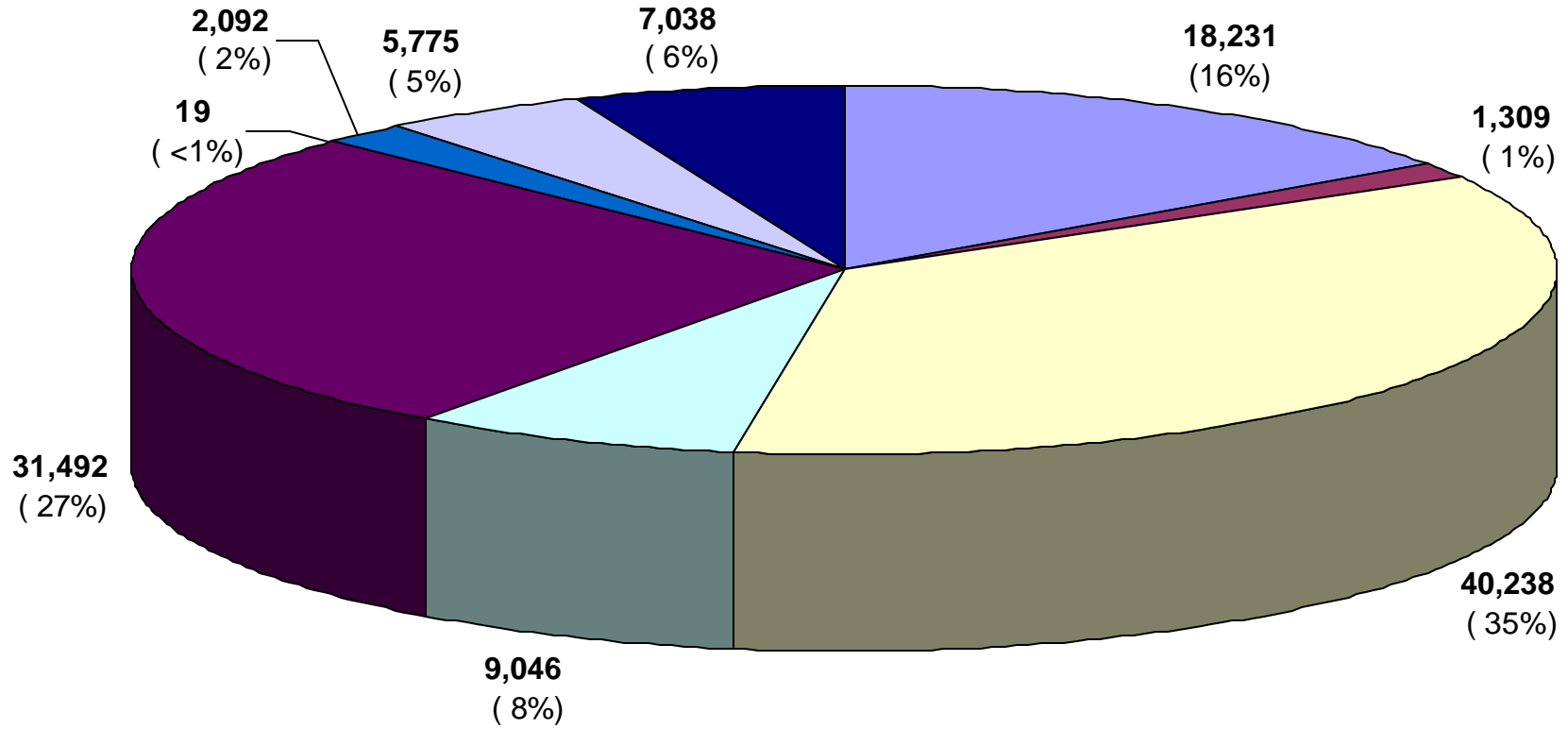
Active Street Probationers by Probationer Type



Active Street Probationers by Sentence Length



Active Street Probationers by Crime Type



Probationer Statistical Profile

Table of contents for Active & admin probationers, not in facilities

Title	Page
-----	-----
Race and sex	2
Current supervision type	3
County of conviction	4
Circuit of conviction	9
Circuit of supervision	11
Sentence length in years	13
Time served in years	14
Time left to serve	15
Case type	16
Release type	17
First offender status	18
Type probationer	19
Most serious crime by group	20
Most serious offense	21
Most serious crime type	31

Probationer Statistical Profile

Sample: Active & admin probationers, not in facilities
Act probationers 07/20/2005

Requestor: Nancy Phillips, Statistician

Race and sex by current age & sex

Race and sex	M e n					W o m e n					Grand Total %
	age 00-21 %	age 22-39 %	age 40-98 %	age UNKWN %	Men Total %	age 00-21 %	age 22-39 %	age 40-98 %	age UNKWN %	Women Total %	
WHITE MALE	2866 46	23530 44	15291 50	0 0	41687 46	0 0	0 0	0 0	0 0	0 0	41687 36
NON WHITE MALE	3429 54	29932 56	15111 50	0 0	48472 54	0 0	0 0	0 0	0 0	0 0	48472 42
WHITE FEMALE	0 0	0 0	0 0	0 0	0 0	641 52	7511 49	4805 56	0 0	12957 52	12957 11
NON WHITE FEMALE	0 0	0 0	0 0	0 0	0 0	594 48	7734 51	3795 44	0 0	12123 48	12123 11
Total reported	6295	53462	30402	0	90159	1235	15245	8600	0	25080	115239
Percent Reported	100.0	100.0	100.0		100.0	100.0	100.0	100.0		100.0	100.0
NOT REPORTED	0	0	1	0	1	0	0	0	0	0	1
Total	6295	53462	30403	0	90160	1235	15245	8600	0	25080	115240
AVERAGE W-AGE	20.11	29.67	48.05	.00	35.20	20.19	30.34	46.64	.00	35.43	35.25

*** Average age excludes missing dates of birth

Probationer Statistical Profile

Sample: Active & admin probationers, not in facilities
Act probationers 07/20/2005

Requestor: Nancy Phillips, Statistician

Current supervision type by current age & sex

Curr supv type	M e n					W o m e n					Grand Total %
	age 00-21	age 22-39	age 40-98	age UNKWN	Men Total %	age 00-21	age 22-39	age 40-98	age UNKWN	Women Total %	
UNSUPERVISED	20 0	595 1	532 2	0 0	1147 1	3 0	84 1	91 1	0 0	178 1	1325 1
WARRANT	0 0	1 0	0 0	0 0	1 0	0 0	0 0	0 0	0 0	0 0	1 0
BC AFTERCARE	0 0	0 0	0 0	0 0	0 0	0 0	0 0	0 0	0 0	0 0	0 0
HOME CONFINEMENT	0 0	1 0	0 0	0 0	1 0	0 0	0 0	0 0	0 0	0 0	1 0
INTENSIVE	306 5	1167 2	500 2	0 0	1973 2	38 3	291 2	148 2	0 0	477 2	2450 2
MAXIMUM	55 1	762 1	624 2	0 0	1441 2	6 0	102 1	97 1	0 0	205 1	1646 1
HIGH	202 3	1474 3	888 3	0 0	2564 3	11 1	244 2	156 2	0 0	411 2	2975 3
MEDIUM	658 10	4167 8	2396 8	0 0	7221 8	82 7	936 6	461 5	0 0	1479 6	8700 8
STANDARD	2560 41	10784 20	6267 21	0 0	19611 22	665 54	3827 25	1802 21	0 0	6294 25	25905 22
ADMINISTRATIVE	2378 38	33459 63	18635 61	0 0	54472 60	418 34	9569 63	5745 67	0 0	15732 63	70204 61
FINANCIAL	0 0	0 0	36 0	0 0	36 0	0 0	0 0	0 0	0 0	0 0	36 0
OBSOLETE CODES	0 0	0 0	0 0	0 0	0 0	0 0	0 0	0 0	0 0	0 0	0 0
UNCLASSIFIED	116 2	1052 2	525 2	0 0	1693 2	12 1	192 1	100 1	0 0	304 1	1997 2
Total reported	6295	53462	30403	0	90160	1235	15245	8600	0	25080	115240
Percent Reported	100.0	100.0	100.0		100.0	100.0	100.0	100.0		100.0	100.0
NOT REPORTED	0	0	0	0	0	0	0	0	0	0	0
Total	6295	53462	30403	0	90160	1235	15245	8600	0	25080	115240

Probationer Statistical Profile

Sample: Active & admin probationers, not in facilities
Act probationers 07/20/2005

Requestor: Nancy Phillips, Statistician

County of conviction by current age & sex

County	M e n					W o m e n					Grand	
	age	age	age	age	Men	age	age	age	age	Women		Total
	00-21	% 22-39	% 40-98	% UNKWN	% Total	00-21	% 22-39	% 40-98	% UNKWN	% Total	Total	%
Appling	11 0	130 0	61 0	0 0	202 0	4 0	30 0	7 0	0 0	41 0	243 0	
Atkinson	12 0	68 0	43 0	0 0	123 0	1 0	19 0	8 0	0 0	28 0	151 0	
Bacon	11 0	54 0	40 0	0 0	105 0	2 0	10 0	8 0	0 0	20 0	125 0	
Baker	2 0	28 0	17 0	0 0	47 0	0 0	1 0	3 0	0 0	4 0	51 0	
Baldwin	52 1	490 1	276 1	0 0	818 1	7 1	118 1	72 1	0 0	197 1	1015 1	
Banks	8 0	105 0	78 0	0 0	191 0	0 0	46 0	25 0	0 0	71 0	262 0	
Barrow	30 0	271 1	189 1	0 0	490 1	7 1	97 1	70 1	0 0	174 1	664 1	
Bartow	55 1	887 2	566 2	0 0	1508 2	18 1	284 2	141 2	0 0	443 2	1951 2	
Ben Hill	14 0	155 0	104 0	0 0	273 0	3 0	63 0	24 0	0 0	90 0	363 0	
Berrien	19 0	114 0	90 0	0 0	223 0	10 1	35 0	16 0	0 0	61 0	284 0	
Bibb	158 3	1495 3	852 3	0 0	2505 3	20 2	466 3	249 3	0 0	735 3	3240 3	
Bleckley	24 0	114 0	57 0	0 0	195 0	3 0	42 0	18 0	0 0	63 0	258 0	
Brantley	8 0	48 0	44 0	0 0	100 0	5 0	17 0	6 0	0 0	28 0	128 0	
Brooks	17 0	132 0	43 0	0 0	192 0	4 0	19 0	12 0	0 0	35 0	227 0	
Bryan	17 0	100 0	40 0	0 0	157 0	1 0	18 0	13 0	0 0	32 0	189 0	
Bulloch	66 1	444 1	149 0	0 0	659 1	21 2	129 1	45 1	0 0	195 1	854 1	
Burke	28 0	117 0	52 0	0 0	197 0	2 0	27 0	16 0	0 0	45 0	242 0	
Butts	13 0	179 0	115 0	0 0	307 0	4 0	45 0	27 0	0 0	76 0	383 0	
Calhoun	2 0	68 0	35 0	0 0	105 0	0 0	11 0	11 0	0 0	22 0	127 0	
Camden	35 1	236 0	99 0	0 0	370 0	4 0	53 0	30 0	0 0	87 0	457 0	
Candler	3 0	65 0	29 0	0 0	97 0	0 0	25 0	15 0	0 0	40 0	137 0	
Carroll	62 1	414 1	212 1	0 0	688 1	9 1	130 1	74 1	0 0	213 1	901 1	
Catoosa	51 1	318 1	164 1	0 0	533 1	17 1	111 1	64 1	0 0	192 1	725 1	
Charlton	6 0	44 0	27 0	0 0	77 0	1 0	9 0	7 0	0 0	17 0	94 0	
Chatham	208 3	1539 3	818 3	0 0	2565 3	42 3	510 3	292 3	0 0	844 3	3409 3	
Chattahoochee	2 0	17 0	16 0	0 0	35 0	0 0	10 0	2 0	0 0	12 0	47 0	
Chattooga	12 0	209 0	115 0	0 0	336 0	8 1	55 0	34 0	0 0	97 0	433 0	
Cherokee	125 2	832 2	470 2	0 0	1427 2	39 3	266 2	178 2	0 0	483 2	1910 2	
Clarke	82 1	512 1	256 1	0 0	850 1	8 1	139 1	64 1	0 0	211 1	1061 1	
Clay	3 0	45 0	23 0	0 0	71 0	1 0	7 0	5 0	0 0	13 0	84 0	
Clayton	172 3	681 1	363 1	0 0	1216 1	53 4	294 2	125 1	0 0	472 2	1688 1	
Clinch	10 0	110 0	66 0	0 0	186 0	1 0	31 0	16 0	0 0	48 0	234 0	
Cobb	459 7	4108 8	2286 8	0 0	6853 8	72 6	1115 7	709 8	0 0	1896 8	8749 8	
Coffee	13 0	242 0	118 0	0 0	373 0	2 0	53 0	33 0	0 0	88 0	461 0	

(continued)

Probationer Statistical Profile

Sample: Active & admin probationers, not in facilities
Act probationers 07/20/2005

Requestor: Nancy Phillips, Statistician

County of conviction by current age & sex (continued)

County	M e n					W o m e n					Grand Total %
	age 00-21 %	age 22-39 %	age 40-98 %	age UNKWN %	Men Total %	age 00-21 %	age 22-39 %	age 40-98 %	age UNKWN %	Women Total %	
Colquit	48 1	409 1	186 1	0 0	643 1	10 1	99 1	36 0	0 0	145 1	788 1
Columbia	61 1	315 1	130 0	0 0	506 1	6 0	80 1	54 1	0 0	140 1	646 1
Cook	23 0	214 0	142 0	0 0	379 0	2 0	48 0	39 0	0 0	89 0	468 0
Coweta	69 1	399 1	211 1	0 0	679 1	14 1	150 1	63 1	0 0	227 1	906 1
Crawford	12 0	48 0	26 0	0 0	86 0	1 0	7 0	10 0	0 0	18 0	104 0
Crisp	26 0	256 0	157 1	0 0	439 0	11 1	110 1	35 0	0 0	156 1	595 1
Dade	16 0	156 0	86 0	0 0	258 0	2 0	62 0	27 0	0 0	91 0	349 0
Dawson	11 0	131 0	82 0	0 0	224 0	6 0	43 0	34 0	0 0	83 0	307 0
Decatur	24 0	286 1	189 1	0 0	499 1	5 0	106 1	51 1	0 0	162 1	661 1
DeKalb	285 5	2152 4	1206 4	0 0	3643 4	56 5	662 4	301 4	0 0	1019 4	4662 4
Dodge	12 0	117 0	74 0	0 0	203 0	6 0	38 0	20 0	0 0	64 0	267 0
Dooly	12 0	139 0	72 0	0 0	223 0	3 0	30 0	26 0	0 0	59 0	282 0
Dougherty	163 3	1628 3	989 3	0 0	2780 3	25 2	414 3	249 3	0 0	688 3	3468 3
Douglas	118 2	1245 2	807 3	0 0	2170 2	40 3	488 3	262 3	0 0	790 3	2960 3
Early	17 0	163 0	91 0	0 0	271 0	2 0	41 0	20 0	0 0	63 0	334 0
Echols	0 0	10 0	15 0	0 0	25 0	1 0	0 0	1 0	0 0	2 0	27 0
Effingham	44 1	188 0	95 0	0 0	327 0	7 1	69 0	40 0	0 0	116 0	443 0
Elbert	10 0	130 0	103 0	0 0	243 0	0 0	28 0	31 0	0 0	59 0	302 0
Emanuel	19 0	118 0	59 0	0 0	196 0	5 0	26 0	17 0	0 0	48 0	244 0
Evans	8 0	53 0	34 0	0 0	95 0	3 0	11 0	7 0	0 0	21 0	116 0
Fannin	13 0	121 0	113 0	0 0	247 0	1 0	45 0	24 0	0 0	70 0	317 0
Fayette	48 1	364 1	165 1	0 0	577 1	7 1	133 1	71 1	0 0	211 1	788 1
Floyd	72 1	882 2	586 2	0 0	1540 2	26 2	314 2	192 2	0 0	532 2	2072 2
Forsyth	50 1	317 1	203 1	0 0	570 1	5 0	80 1	54 1	0 0	139 1	709 1
Franklin	14 0	139 0	96 0	0 0	249 0	0 0	34 0	25 0	0 0	59 0	308 0
Fulton	418 7	3821 7	2110 7	0 0	6349 7	40 3	697 5	412 5	0 0	1149 5	7498 7
Gilmer	18 0	198 0	143 0	0 0	359 0	3 0	60 0	43 1	0 0	106 0	465 0
Glascocock	2 0	9 0	6 0	0 0	17 0	0 0	1 0	1 0	0 0	2 0	19 0
Glynn	57 1	544 1	286 1	0 0	887 1	13 1	166 1	86 1	0 0	265 1	1152 1
Gordon	42 1	410 1	285 1	0 0	737 1	12 1	149 1	106 1	0 0	267 1	1004 1
Grady	17 0	232 0	133 0	0 0	382 0	2 0	49 0	34 0	0 0	85 0	467 0
Greene	12 0	206 0	72 0	0 0	290 0	0 0	37 0	18 0	0 0	55 0	345 0
Gwinnett	367 6	2782 5	1376 5	0 0	4525 5	70 6	735 5	396 5	0 0	1201 5	5726 5
Habersham	21 0	146 0	87 0	0 0	254 0	11 1	42 0	30 0	0 0	83 0	337 0
Hall	88 1	698 1	484 2	0 0	1270 1	20 2	237 2	150 2	0 0	407 2	1677 1

(continued)

Probationer Statistical Profile

Sample: Active & admin probationers, not in facilities
Act probationers 07/20/2005

Requestor: Nancy Phillips, Statistician

County of conviction by current age & sex (continued)

County	M e n				Men % Total	W o m e n				Women % Total	Grand % Total
	age 00-21	age % 22-39	age % 40-98	age % UNKWN		age 00-21	age % 22-39	age % 40-98	age % UNKWN		
Hancock	10 0	63 0	42 0	0 0	115 0	0 0	12 0	6 0	0 0	18 0	133 0
Haralson	15 0	168 0	146 0	0 0	329 0	3 0	37 0	29 0	0 0	69 0	398 0
Harris	21 0	103 0	69 0	0 0	193 0	2 0	21 0	12 0	0 0	35 0	228 0
Hart	3 0	132 0	62 0	0 0	197 0	0 0	30 0	20 0	0 0	50 0	247 0
Heard	3 0	40 0	25 0	0 0	68 0	0 0	11 0	7 0	0 0	18 0	86 0
Henry	135 2	874 2	395 1	0 0	1404 2	26 2	252 2	147 2	0 0	425 2	1829 2
Houston	85 1	748 1	420 1	0 0	1253 1	12 1	250 2	99 1	0 0	361 1	1614 1
Irwin	14 0	83 0	68 0	0 0	165 0	1 0	12 0	7 0	0 0	20 0	185 0
Jackson	45 1	348 1	237 1	0 0	630 1	2 0	117 1	51 1	0 0	170 1	800 1
Jasper	12 0	82 0	59 0	0 0	153 0	2 0	13 0	16 0	0 0	31 0	184 0
Jeff Davis	10 0	110 0	59 0	0 0	179 0	4 0	15 0	11 0	0 0	30 0	209 0
Jefferson	11 0	121 0	57 0	0 0	189 0	1 0	17 0	11 0	0 0	29 0	218 0
Jenkins	13 0	85 0	44 0	0 0	142 0	1 0	20 0	6 0	0 0	27 0	169 0
Johnson	3 0	71 0	29 0	0 0	103 0	1 0	10 0	10 0	0 0	21 0	124 0
Jones	21 0	201 0	130 0	0 0	352 0	5 0	40 0	25 0	0 0	70 0	422 0
Lamar	8 0	186 0	87 0	0 0	281 0	5 0	39 0	18 0	0 0	62 0	343 0
Lanier	9 0	83 0	63 0	0 0	155 0	1 0	14 0	12 0	0 0	27 0	182 0
Laurens	22 0	393 1	223 1	0 0	638 1	7 1	88 1	40 0	0 0	135 1	773 1
Lee	15 0	211 0	133 0	0 0	359 0	6 0	34 0	16 0	0 0	56 0	415 0
Liberty	19 0	174 0	62 0	0 0	255 0	3 0	50 0	24 0	0 0	77 0	332 0
Lincoln	6 0	67 0	36 0	0 0	109 0	1 0	7 0	11 0	0 0	19 0	128 0
Long	7 0	37 0	27 0	0 0	71 0	1 0	7 0	9 0	0 0	17 0	88 0
Lowndes	141 2	1147 2	519 2	0 0	1807 2	25 2	304 2	149 2	0 0	478 2	2285 2
Lumpkin	8 0	146 0	106 0	0 0	260 0	3 0	42 0	30 0	0 0	75 0	335 0
Macon	8 0	123 0	124 0	0 0	255 0	0 0	16 0	16 0	0 0	32 0	287 0
Madison	14 0	120 0	79 0	0 0	213 0	1 0	27 0	22 0	0 0	50 0	263 0
Marion	11 0	48 0	30 0	0 0	89 0	0 0	9 0	7 0	0 0	16 0	105 0
McDuffie	19 0	159 0	78 0	0 0	256 0	6 0	34 0	22 0	0 0	62 0	318 0
McIntosh	12 0	66 0	45 0	0 0	123 0	2 0	19 0	13 0	0 0	34 0	157 0
Meriwether	27 0	138 0	100 0	0 0	265 0	4 0	38 0	21 0	0 0	63 0	328 0
Miller	9 0	97 0	45 0	0 0	151 0	2 0	10 0	8 0	0 0	20 0	171 0
Mitchell	23 0	276 1	120 0	0 0	419 0	1 0	73 0	32 0	0 0	106 0	525 0
Monroe	15 0	142 0	90 0	0 0	247 0	2 0	50 0	16 0	0 0	68 0	315 0
Montgomery	5 0	69 0	33 0	0 0	107 0	0 0	16 0	9 0	0 0	25 0	132 0
Morgan	7 0	117 0	75 0	0 0	199 0	2 0	15 0	13 0	0 0	30 0	229 0

(continued)

Probationer Statistical Profile

Sample: Active & admin probationers, not in facilities
Act probationers 07/20/2005

Requestor: Nancy Phillips, Statistician

County of conviction by current age & sex (continued)

County	M e n					W o m e n					Grand Total %
	age 00-21 %	age 22-39 %	age 40-98 %	age UNKWN %	Men Total %	age 00-21 %	age 22-39 %	age 40-98 %	age UNKWN %	Women Total %	
Murray	18 0	175 0	68 0	0 0	261 0	1 0	37 0	18 0	0 0	56 0	317 0
Muscogee	167 3	1105 2	658 2	0 0	1930 2	37 3	455 3	258 3	0 0	750 3	2680 2
Newton	46 1	664 1	490 2	0 0	1200 1	15 1	172 1	125 1	0 0	312 1	1512 1
Oconee	11 0	52 0	32 0	0 0	95 0	1 0	18 0	13 0	0 0	32 0	127 0
Oglethorpe	3 0	77 0	38 0	0 0	118 0	0 0	8 0	6 0	0 0	14 0	132 0
Paulding	53 1	378 1	214 1	0 0	645 1	8 1	78 1	60 1	0 0	146 1	791 1
Peach	29 0	155 0	79 0	0 0	263 0	0 0	37 0	15 0	0 0	52 0	315 0
Pickens	6 0	118 0	98 0	0 0	222 0	2 0	47 0	31 0	0 0	80 0	302 0
Pierce	1 0	45 0	25 0	0 0	71 0	1 0	11 0	13 0	0 0	25 0	96 0
Pike	4 0	49 0	26 0	0 0	79 0	1 0	8 0	5 0	0 0	14 0	93 0
Polk	15 0	301 1	221 1	0 0	537 1	2 0	60 0	55 1	0 0	117 0	654 1
Pulaski	16 0	60 0	30 0	0 0	106 0	2 0	16 0	17 0	0 0	35 0	141 0
Putnam	13 0	163 0	123 0	0 0	299 0	3 0	40 0	24 0	0 0	67 0	366 0
Quitman	4 0	29 0	16 0	0 0	49 0	1 0	6 0	5 0	0 0	12 0	61 0
Rabun	11 0	75 0	54 0	0 0	140 0	6 0	15 0	22 0	0 0	43 0	183 0
Randolph	9 0	101 0	54 0	0 0	164 0	0 0	33 0	17 0	0 0	50 0	214 0
Richmond	168 3	1380 3	650 2	0 0	2198 2	34 3	443 3	219 3	0 0	696 3	2894 3
Rockdale	45 1	325 1	165 1	0 0	535 1	9 1	122 1	52 1	0 0	183 1	718 1
Schley	4 0	51 0	37 0	0 0	92 0	0 0	14 0	5 0	0 0	19 0	111 0
Screven	21 0	126 0	76 0	0 0	223 0	3 0	51 0	31 0	0 0	85 0	308 0
Seminole	12 0	129 0	82 0	0 0	223 0	4 0	31 0	15 0	0 0	50 0	273 0
Spalding	72 1	478 1	238 1	0 0	788 1	23 2	202 1	112 1	0 0	337 1	1125 1
Stephens	23 0	115 0	105 0	0 0	243 0	7 1	37 0	26 0	0 0	70 0	313 0
Stewart	3 0	71 0	46 0	0 0	120 0	0 0	12 0	11 0	0 0	23 0	143 0
Sumter	47 1	519 1	390 1	0 0	956 1	7 1	136 1	97 1	0 0	240 1	1196 1
Talbot	3 0	32 0	32 0	0 0	67 0	0 0	2 0	5 0	0 0	7 0	74 0
Taliaferro	2 0	23 0	9 0	0 0	34 0	0 0	2 0	3 0	0 0	5 0	39 0
Tattnall	11 0	77 0	56 0	0 0	144 0	2 0	15 0	14 0	0 0	31 0	175 0
Taylor	13 0	74 0	41 0	0 0	128 0	2 0	12 0	4 0	0 0	18 0	146 0
Telfair	13 0	111 0	48 0	0 0	172 0	3 0	42 0	23 0	0 0	68 0	240 0
Terrell	16 0	166 0	59 0	0 0	241 0	8 1	33 0	21 0	0 0	62 0	303 0
Thomas	79 1	664 1	342 1	0 0	1085 1	8 1	184 1	90 1	0 0	282 1	1367 1
Tift	30 0	356 1	207 1	0 0	593 1	3 0	80 1	54 1	0 0	137 1	730 1
Toombs	19 0	143 0	72 0	0 0	234 0	4 0	48 0	27 0	0 0	79 0	313 0
Towns	2 0	40 0	25 0	0 0	67 0	0 0	10 0	8 0	0 0	18 0	85 0

(continued)

Probationer Statistical Profile

Sample: Active & admin probationers, not in facilities
Act probationers 07/20/2005

Requestor: Nancy Phillips, Statistician

County of conviction by current age & sex (continued)

County	M e n					W o m e n					Grand Total %
	age 00-21 %	age 22-39 %	age 40-98 %	age UNKWN %	Men % Total	age 00-21 %	age 22-39 %	age 40-98 %	age UNKWN %	Women % Total	
Treutlen	5 0	63 0	40 0	0 0	108 0	1 0	12 0	10 0	0 0	23 0	131 0
Troup	72 1	432 1	237 1	0 0	741 1	16 1	165 1	69 1	0 0	250 1	991 1
Turner	10 0	94 0	43 0	0 0	147 0	1 0	12 0	9 0	0 0	22 0	169 0
Twiggs	3 0	47 0	38 0	0 0	88 0	0 0	18 0	6 0	0 0	24 0	112 0
Union	10 0	75 0	43 0	0 0	128 0	1 0	24 0	16 0	0 0	41 0	169 0
Upson	22 0	194 0	73 0	0 0	289 0	5 0	58 0	24 0	0 0	87 0	376 0
Walker	43 1	358 1	202 1	0 0	603 1	9 1	104 1	62 1	0 0	175 1	778 1
Walton	50 1	611 1	425 1	0 0	1086 1	14 1	131 1	83 1	0 0	228 1	1314 1
Ware	28 0	190 0	140 0	0 0	358 0	6 0	57 0	41 0	0 0	104 0	462 0
Warren	2 0	42 0	27 0	0 0	71 0	2 0	2 0	1 0	0 0	5 0	76 0
Washington	13 0	104 0	52 0	0 0	169 0	4 0	22 0	8 0	0 0	34 0	203 0
Wayne	41 1	197 0	147 0	0 0	385 0	9 1	76 0	35 0	0 0	120 0	505 0
Webster	9 0	27 0	37 0	0 0	73 0	0 0	8 0	3 0	0 0	11 0	84 0
Wheeler	2 0	28 0	28 0	0 0	58 0	0 0	7 0	8 0	0 0	15 0	73 0
White	5 0	109 0	86 0	0 0	200 0	0 0	34 0	22 0	0 0	56 0	256 0
Whitfield	62 1	616 1	346 1	0 0	1024 1	17 1	260 2	146 2	0 0	423 2	1447 1
Wilcox	8 0	45 0	28 0	0 0	81 0	2 0	10 0	6 0	0 0	18 0	99 0
Wilkes	9 0	92 0	54 0	0 0	155 0	1 0	18 0	15 0	0 0	34 0	189 0
Wilkinson	7 0	70 0	49 0	0 0	126 0	3 0	13 0	12 0	0 0	28 0	154 0
Worth	12 0	165 0	104 0	0 0	281 0	0 0	24 0	21 0	0 0	45 0	326 0
Out of state	100 2	1048 2	568 2	0 0	1716 2	31 3	348 2	171 2	0 0	550 2	2266 2
Total reported	6295	53459	30402	0	90156	1235	15245	8598	0	25078	115234
Percent Reported	100.0	100.0	100.0		100.0	100.0	100.0	100.0		100.0	100.0
Not reported	0	3	1	0	4	0	0	2	0	2	6
Total	6295	53462	30403	0	90160	1235	15245	8600	0	25080	115240

Probationer Statistical Profile

Sample: Active & admin probationers, not in facilities
Act probationers 07/20/2005

Requestor: Nancy Phillips, Statistician

Circuit of conviction by current age & sex

Circuit of conv	M e n					W o m e n					Grand	
	age 00-21	age 22-39	age 40-98	age UNKWN	Men Total	age 00-21	age 22-39	age 40-98	age UNKWN	Women Total		Total
Alapaha	73 1	590 1	405 1	0 0	1068 1	15 1	147 1	91 1	0 0	253 1	1321 1	
Alcovy	96 2	1276 2	915 3	0 0	2287 3	29 2	303 2	209 2	0 0	541 2	2828 3	
Atlanta	419 7	4200 8	2767 9	0 0	7386 8	40 3	715 5	484 6	0 0	1239 5	8625 8	
Atlantic	74 1	597 1	390 1	0 0	1061 1	12 1	127 1	95 1	0 0	234 1	1295 1	
Augusta	257 4	1947 4	1008 3	0 0	3212 4	42 3	559 4	301 4	0 0	902 4	4114 4	
Blue Ridge	125 2	832 2	470 2	0 0	1427 2	39 3	266 2	178 2	0 0	483 2	1910 2	
Brunswick	154 2	1217 2	652 2	0 0	2023 2	34 3	340 2	170 2	0 0	544 2	2567 2	
Chattahoochee	217 4	1379 3	846 3	0 0	2442 3	41 3	509 3	288 3	0 0	838 3	3280 3	
Cherokee	97 2	1297 2	852 3	0 0	2246 3	30 2	433 3	247 3	0 0	710 3	2956 3	
Clayton	172 3	679 1	361 1	0 0	1212 1	53 4	292 2	124 1	0 0	469 2	1681 1	
Cobb	459 7	4103 8	2286 8	0 0	6848 8	72 6	1114 7	707 8	0 0	1893 8	8741 8	
Conasauga	82 1	795 2	418 1	0 0	1295 1	18 1	299 2	166 2	0 0	483 2	1778 2	
Cordele	60 1	597 1	361 1	0 0	1018 1	19 2	216 1	93 1	0 0	328 1	1346 1	
Coweta	233 4	1425 3	785 3	0 0	2443 3	43 4	494 3	234 3	0 0	771 3	3214 3	
Dougherty	163 3	1628 3	989 3	0 0	2780 3	25 2	414 3	249 3	0 0	688 3	3468 3	
Dublin	33 1	576 1	338 1	0 0	947 1	9 1	128 1	67 1	0 0	204 1	1151 1	
Eastern	208 3	1539 3	817 3	0 0	2564 3	42 3	509 3	291 3	0 0	842 3	3406 3	
Flint	136 2	882 2	400 1	0 0	1418 2	26 2	258 2	149 2	0 0	433 2	1851 2	
Griffin	167 3	1244 2	620 2	0 0	2031 2	40 3	471 3	241 3	0 0	752 3	2783 2	
Gwinnett	367 6	2781 5	1376 5	0 0	4524 5	70 6	735 5	396 5	0 0	1201 5	5725 5	
Houston	88 1	781 1	433 1	0 0	1302 1	12 1	262 2	105 1	0 0	379 2	1681 1	
Lookout Mountain	122 2	1041 2	567 2	0 0	1730 2	36 3	332 2	187 2	0 0	555 2	2285 2	
Macon	214 3	1803 3	1046 4	0 0	3063 3	22 2	565 4	308 4	0 0	895 4	3958 4	
Middle	65 1	552 1	269 1	0 0	886 1	14 1	138 1	78 1	0 0	230 1	1116 1	
Mountain	55 1	351 1	248 1	0 0	654 1	24 2	94 1	78 1	0 0	196 1	850 1	
Northeastern	99 2	830 2	566 2	0 0	1495 2	26 2	280 2	184 2	0 0	490 2	1985 2	
Northern	44 1	606 1	384 1	0 0	1034 1	1 0	128 1	108 1	0 0	237 1	1271 1	
Ocmulgee	139 2	1399 3	829 3	0 0	2367 3	23 2	293 2	186 2	0 0	502 2	2869 3	
Oconee	76 1	502 1	273 1	0 0	851 1	14 1	161 1	96 1	0 0	271 1	1122 1	
Ogeechee	144 2	843 2	364 1	0 0	1351 2	32 3	269 2	122 1	0 0	423 2	1774 2	
Pataula	70 1	732 1	370 1	0 0	1172 1	18 1	161 1	91 1	0 0	270 1	1442 1	
Piedmont	87 1	761 1	527 2	0 0	1375 2	10 1	275 2	152 2	0 0	437 2	1812 2	
Rome	72 1	882 2	586 2	0 0	1540 2	26 2	314 2	192 2	0 0	532 2	2072 2	
South Georgia	68 1	890 2	494 2	0 0	1452 2	8 1	240 2	131 2	0 0	379 2	1831 2	

(continued)

Probationer Statistical Profile

Sample: Active & admin probationers, not in facilities
Act probationers 07/20/2005

Requestor: Nancy Phillips, Statistician

Circuit of conviction by current age & sex (continued)

Circuit of conv	M e n					W o m e n					Grand Total %
	age 00-21	age % 22-39	age % 40-98	age % UNKWN	Men % Total	age 00-21	age % 22-39	age % 40-98	age % UNKWN	Women % Total	
Southern	285 5	2362 5	1105 4	0 0	3752 4	48 4	606 4	288 3	0 0	942 4	4694 4
Southwestern	86 1	1002 2	767 3	0 0	1855 2	13 1	220 1	148 2	0 0	381 2	2236 2
Stone Mountain	285 5	2152 4	1206 4	0 0	3643 4	56 5	662 4	301 4	0 0	1019 4	4662 4
Tallapoosa	30 0	469 1	367 1	0 0	866 1	5 0	97 1	84 1	0 0	186 1	1052 1
Tifton	66 1	698 1	422 1	0 0	1186 1	5 0	128 1	91 1	0 0	224 1	1410 1
Toombs	40 1	392 1	210 1	0 0	642 1	10 1	64 0	53 1	0 0	127 1	769 1
Waycross	67 1	623 1	394 1	0 0	1084 1	17 1	157 1	108 1	0 0	282 1	1366 1
Western	93 2	564 1	288 1	0 0	945 1	9 1	157 1	77 1	0 0	243 1	1188 1
Rockdale	45 1	325 1	165 1	0 0	535 1	9 1	122 1	52 1	0 0	183 1	718 1
Douglas	118 2	1245 2	807 3	0 0	2170 2	40 3	488 3	262 3	0 0	790 3	2960 3
Appalachian	37 1	437 1	354 1	0 0	828 1	6 0	152 1	98 1	0 0	256 1	1084 1
Enotah	25 0	370 1	260 1	0 0	655 1	4 0	110 1	76 1	0 0	190 1	845 1
Bell-Forsyth	50 1	317 1	203 1	0 0	570 1	5 0	80 1	54 1	0 0	139 1	709 1
Towaliga	36 1	507 1	292 1	0 0	835 1	11 1	134 1	61 1	0 0	206 1	1041 1
Paulding	53 1	378 1	214 1	0 0	645 1	8 1	78 1	60 1	0 0	146 1	791 1
OUT OF STATE	100 2	1048 2	569 2	0 0	1717 2	31 3	348 2	171 2	0 0	550 2	2267 2
Total reported	6351	54446	31635	0	92432	1242	15444	8782	0	25468	117900
Percent Reported	100.9	101.8	104.1		102.5	100.6	101.3	102.1		101.5	102.3
NOT REPORTED	68	588	396	0	1052	18	150	102	0	270	1322
Total	6295	53462	30403	0	90160	1235	15245	8600	0	25080	115240

Probationer Statistical Profile

Sample: Active & admin probationers, not in facilities
Act probationers 07/20/2005

Requestor: Nancy Phillips, Statistician

Circuit of supervision by current age & sex

Circuit of supv	M e n					W o m e n					Grand Total %
	age 00-21	age % 22-39	age % 40-98	age % UNKWN	Men % Total	age 00-21	age % 22-39	age % 40-98	age % UNKWN	Women % Total	
Alapaha	68 1	588 1	396 1	0 0	1052 1	18 1	150 1	102 1	0 0	270 1	1322 1
Alcovy	89 1	1265 2	873 3	0 0	2227 2	26 2	299 2	211 2	0 0	536 2	2763 2
Atlanta	488 8	4647 9	2520 8	0 0	7655 9	69 6	974 6	521 6	0 0	1564 6	9219 8
Atlantic	76 1	523 1	282 1	0 0	881 1	21 2	145 1	87 1	0 0	253 1	1134 1
Augusta	262 4	1892 4	880 3	0 0	3034 3	42 3	553 4	292 3	0 0	887 4	3921 3
Blue Ridge	109 2	779 1	452 1	0 0	1340 1	31 3	250 2	170 2	0 0	451 2	1791 2
Brunswick	162 3	1245 2	663 2	0 0	2070 2	37 3	357 2	177 2	0 0	571 2	2641 2
Chattahoochee	221 4	1419 3	863 3	0 0	2503 3	38 3	525 3	305 4	0 0	868 3	3371 3
Cherokee	104 2	1311 2	873 3	0 0	2288 3	30 2	424 3	251 3	0 0	705 3	2993 3
Clayton	169 3	744 1	401 1	0 0	1314 1	39 3	340 2	140 2	0 0	519 2	1833 2
Cobb	444 7	3738 7	2068 7	0 0	6250 7	62 5	1007 7	643 7	0 0	1712 7	7962 7
Conasauga	83 1	865 2	457 2	0 0	1405 2	21 2	320 2	174 2	0 0	515 2	1920 2
Cordele	60 1	536 1	353 1	0 0	949 1	18 1	201 1	72 1	0 0	291 1	1240 1
Coweta	230 4	1446 3	822 3	0 0	2498 3	48 4	511 3	237 3	0 0	796 3	3294 3
Dougherty	158 3	1636 3	990 3	0 0	2784 3	27 2	408 3	245 3	0 0	680 3	3464 3
Dublin	41 1	558 1	326 1	0 0	925 1	12 1	137 1	66 1	0 0	215 1	1140 1
Eastern	206 3	1576 3	822 3	0 0	2604 3	41 3	506 3	283 3	0 0	830 3	3434 3
Flint	130 2	809 2	396 1	0 0	1335 1	27 2	226 1	153 2	0 0	406 2	1741 2
Griffin	135 2	1021 2	507 2	0 0	1663 2	40 3	339 2	199 2	0 0	578 2	2241 2
Gwinnett	365 6	2782 5	1322 4	0 0	4469 5	71 6	724 5	380 4	0 0	1175 5	5644 5
Houston	83 1	697 1	394 1	0 0	1174 1	12 1	226 1	101 1	0 0	339 1	1513 1
Lookout Mountain	125 2	1074 2	581 2	0 0	1780 2	36 3	347 2	192 2	0 0	575 2	2355 2
Macon	214 3	1842 3	1031 3	0 0	3087 3	18 1	538 4	294 3	0 0	850 3	3937 3
Middle	70 1	582 1	290 1	0 0	942 1	11 1	160 1	87 1	0 0	258 1	1200 1
Mountain	58 1	346 1	262 1	0 0	666 1	21 2	109 1	82 1	0 0	212 1	878 1
Northeastern	108 2	829 2	549 2	0 0	1486 2	27 2	292 2	188 2	0 0	507 2	1993 2
Northern	44 1	631 1	401 1	0 0	1076 1	4 0	154 1	115 1	0 0	273 1	1349 1
Ocmulgee	115 2	1282 2	784 3	0 0	2181 2	24 2	282 2	183 2	0 0	489 2	2670 2
Oconee	60 1	486 1	275 1	0 0	821 1	13 1	150 1	81 1	0 0	244 1	1065 1
Ogeechee	142 2	762 1	370 1	0 0	1274 1	26 2	253 2	130 2	0 0	409 2	1683 1
Pataula	73 1	702 1	379 1	0 0	1154 1	17 1	166 1	99 1	0 0	282 1	1436 1
Piedmont	70 1	706 1	494 2	0 0	1270 1	9 1	245 2	148 2	0 0	402 2	1672 1
Rome	70 1	866 2	581 2	0 0	1517 2	29 2	308 2	188 2	0 0	525 2	2042 2
South Georgia	64 1	901 2	502 2	0 0	1467 2	10 1	245 2	123 1	0 0	378 2	1845 2

(continued)

Probationer Statistical Profile

Sample: Active & admin probationers, not in facilities
Act probationers 07/20/2005

Requestor: Nancy Phillips, Statistician

Circuit of supervision by current age & sex (continued)

Circuit of supv	M e n					W o m e n					Grand Total %
	age 00-21	age % 22-39	age % 40-98	age % UNKWN	Men % Total	age 00-21	age % 22-39	age % 40-98	age % UNKWN	Women % Total	
Southern	285 5	2396 4	1121 4	0 0	3802 4	46 4	600 4	287 3	0 0	933 4	4735 4
Southwestern	86 1	958 2	736 2	0 0	1780 2	12 1	216 1	150 2	0 0	378 2	2158 2
Stone Mountain	327 5	2506 5	1338 4	0 0	4171 5	65 5	754 5	342 4	0 0	1161 5	5332 5
Tallapoosa	37 1	513 1	377 1	0 0	927 1	9 1	138 1	99 1	0 0	246 1	1173 1
Tifton	64 1	733 1	420 1	0 0	1217 1	9 1	138 1	99 1	0 0	246 1	1463 1
Toombs	34 1	371 1	204 1	0 0	609 1	11 1	66 0	49 1	0 0	126 1	735 1
Waycross	71 1	656 1	427 1	0 0	1154 1	13 1	161 1	119 1	0 0	293 1	1447 1
Western	94 1	595 1	294 1	0 0	983 1	16 1	155 1	74 1	0 0	245 1	1228 1
Rockdale	54 1	360 1	186 1	0 0	600 1	11 1	127 1	59 1	0 0	197 1	797 1
Douglas	107 2	1113 2	703 2	0 0	1923 2	28 2	387 3	216 3	0 0	631 3	2554 2
Appalachian	35 1	430 1	372 1	0 0	837 1	9 1	162 1	102 1	0 0	273 1	1110 1
Enotah	25 0	376 1	256 1	0 0	657 1	4 0	120 1	79 1	0 0	203 1	860 1
Bell-Forsyth	54 1	307 1	202 1	0 0	563 1	5 0	72 0	48 1	0 0	125 0	688 1
Towaliga	44 1	465 1	294 1	0 0	803 1	10 1	141 1	66 1	0 0	217 1	1020 1
Paulding	62 1	488 1	251 1	0 0	801 1	10 1	124 1	82 1	0 0	216 1	1017 1
Total reported	6275	53353	30340	0	89968	1233	15232	8590	0	25055	115023

Probationer Statistical Profile

Sample: Active & admin probationers, not in facilities
Act probationers 07/20/2005

Requestor: Nancy Phillips, Statistician

Sentence length in years by current age & sex

Sentence (in years)	M e n					W o m e n					Grand Total %
	age 00-21	age % 22-39	age % 40-98	age % UNKWN	Men % Total	age 00-21	age % 22-39	age % 40-98	age % UNKWN	Women % Total	
0-1	23 0	247 0	212 1	0 0	482 1	2 0	47 0	39 0	0 0	88 0	570 0
1.1-2	126 2	993 2	771 3	0 0	1890 2	47 4	266 2	151 2	0 0	464 2	2354 2
2.1-3	557 9	2547 5	1516 5	0 0	4620 5	170 14	846 6	395 5	0 0	1411 6	6031 5
3.1-4	659 10	3803 7	2046 7	0 0	6508 7	206 17	1400 9	609 7	0 0	2215 9	8723 8
4.1-5	778 12	5003 9	2659 9	0 0	8440 9	118 10	1393 9	717 8	0 0	2228 9	10668 9
5.1-6	2296 36	14541 27	7271 24	0 0	24108 27	439 36	4927 32	2320 27	0 0	7686 31	31794 28
6.1-7	302 5	2986 6	1539 5	0 0	4827 5	48 4	810 5	441 5	0 0	1299 5	6126 5
7.1-8	287 5	3552 7	1824 6	0 0	5663 6	51 4	875 6	489 6	0 0	1415 6	7078 6
8.1-9	208 3	2777 5	1526 5	0 0	4511 5	29 2	732 5	458 5	0 0	1219 5	5730 5
9.1-10	108 2	1863 3	1157 4	0 0	3128 3	13 1	436 3	240 3	0 0	689 3	3817 3
10.1-12	766 12	9239 17	5269 17	0 0	15274 17	95 8	2512 16	1684 20	0 0	4291 17	19565 17
12.1-15	49 1	1987 4	1213 4	0 0	3249 4	3 0	351 2	281 3	0 0	635 3	3884 3
15.1-20	87 1	2236 4	1661 5	0 0	3984 4	11 1	424 3	440 5	0 0	875 3	4859 4
20.1-OVER	49 1	1682 3	1686 6	0 0	3417 4	3 0	226 1	335 4	0 0	564 2	3981 3
INDEFINITE	0 0	0 0	0 0	0 0	0 0	0 0	0 0	0 0	0 0	0 0	0 0
Total reported	6295	53456	30350	0	90101	1235	15245	8599	0	25079	115180
Percent Reported	100.0	100.0	99.8		99.9	100.0	100.0	100.0		100.0	99.9
NOT REPORTED	0	6	53	0	59	0	0	1	0	1	60
Total	6295	53462	30403	0	90160	1235	15245	8600	0	25080	115240
AVERAGE EXCLUDING INDEFINITE	5.72	7.44	8.09	.00	7.54	4.92	6.64	7.76	.00	6.94	7.41

Probationer Statistical Profile

Sample: Active & admin probationers, not in facilities
Act probationers 07/20/2005

Requestor: Nancy Phillips, Statistician

Time served in years by current age & sex

Time served (in yrs)	M e n					W o m e n					Grand Total %
	age 00-21 %	age 22-39 %	age 40-98 %	age UNKWN %	Men Total %	age 00-21 %	age 22-39 %	age 40-98 %	age UNKWN %	Women Total %	
0-1	1312 21	9025 17	5915 19	0 0	16252 18	281 23	2248 15	1258 15	0 0	3787 15	20039 17
1.1-2	2682 43	10858 20	5482 18	0 0	19022 21	565 46	3531 23	1649 19	0 0	5745 23	24767 21
2.1-3	1589 25	9188 17	4562 15	0 0	15339 17	284 23	3057 20	1421 17	0 0	4762 19	20101 17
3.1-4	586 9	7301 14	3713 12	0 0	11600 13	95 8	2233 15	1135 13	0 0	3463 14	15063 13
4.1-5	114 2	5608 10	2952 10	0 0	8674 10	10 1	1677 11	912 11	0 0	2599 10	11273 10
5.1-6	11 0	3185 6	1751 6	0 0	4947 5	0 0	792 5	525 6	0 0	1317 5	6264 5
6.1-7	0 0	2328 4	1394 5	0 0	3722 4	0 0	537 4	395 5	0 0	932 4	4654 4
7.1-8	1 0	1806 3	1069 4	0 0	2876 3	0 0	434 3	335 4	0 0	769 3	3645 3
8.1-9	0 0	1311 2	789 3	0 0	2100 2	0 0	295 2	282 3	0 0	577 2	2677 2
9.1-10	0 0	984 2	666 2	0 0	1650 2	0 0	175 1	205 2	0 0	380 2	2030 2
10.1-12	0 0	860 2	610 2	0 0	1470 2	0 0	143 1	176 2	0 0	319 1	1789 2
12.1-15	0 0	625 1	719 2	0 0	1344 1	0 0	90 1	162 2	0 0	252 1	1596 1
15.1-20	0 0	348 1	602 2	0 0	950 1	0 0	31 0	124 1	0 0	155 1	1105 1
20.1-OVER	0 0	24 0	171 1	0 0	195 0	0 0	1 0	20 0	0 0	21 0	216 0
Total reported	6295	53451	30395	0	90141	1235	15244	8599	0	25078	115219
Percent Reported	100.0	100.0	100.0		100.0	100.0	100.0	100.0		100.0	100.0
NOT REPORTED	0	11	8	0	19	0	1	1	0	2	21
Total	6295	53462	30403	0	90160	1235	15245	8600	0	25080	115240
AVERAGE TIME SERVED	1.80	3.46	3.92	.00	3.50	1.69	3.15	3.91	.00	3.34	3.46

Probationer Statistical Profile

Sample: Active & admin probationers, not in facilities
Act probationers 07/20/2005

Requestor: Nancy Phillips, Statistician

Time left to serve by current age & sex

Time left (in years)	M e n					W o m e n					Grand Total %
	age 00-21 %	age 22-39 %	age 40-98 %	age UNKWN %	Men Total %	age 00-21 %	age 22-39 %	age 40-98 %	age UNKWN %	Women Total %	
0-1	612 10	8240 15	4947 16	0 0	13799 15	199 16	2731 18	1458 17	0 0	4388 17	18187 16
1.1-2	965 15	8882 17	4954 16	0 0	14801 16	207 17	2822 19	1529 18	0 0	4558 18	19359 17
2.1-3	1163 18	8362 16	4476 15	0 0	14001 16	245 20	2457 16	1342 16	0 0	4044 16	18045 16
3.1-4	1342 21	7559 14	3941 13	0 0	12842 14	243 20	2218 15	1178 14	0 0	3639 15	16481 14
4.1-5	726 12	5452 10	3119 10	0 0	9297 10	128 10	1501 10	855 10	0 0	2484 10	11781 10
5.1-6	240 4	3147 6	1791 6	0 0	5178 6	42 3	750 5	488 6	0 0	1280 5	6458 6
6.1-7	244 4	2785 5	1541 5	0 0	4570 5	44 4	692 5	442 5	0 0	1178 5	5748 5
7.1-8	293 5	2244 4	1258 4	0 0	3795 4	30 2	587 4	345 4	0 0	962 4	4757 4
8.1-9	349 6	2074 4	1074 4	0 0	3497 4	44 4	514 3	267 3	0 0	825 3	4322 4
9.1-10	170 3	1326 2	810 3	0 0	2306 3	22 2	308 2	177 2	0 0	507 2	2813 2
10.1-12	37 1	870 2	600 2	0 0	1507 2	1 0	148 1	116 1	0 0	265 1	1772 2
12.1-15	66 1	1015 2	714 2	0 0	1795 2	13 1	173 1	129 2	0 0	315 1	2110 2
15.1-20	51 1	579 1	452 1	0 0	1082 1	3 0	110 1	77 1	0 0	190 1	1272 1
20.1-OVER	7 0	282 1	273 1	0 0	562 1	0 0	36 0	74 1	0 0	110 0	672 1
INDEFINITE	0 0	0 0	0 0	0 0	0 0	0 0	0 0	0 0	0 0	0 0	0 0
NONE	30 0	645 1	453 1	0 0	1128 1	14 1	198 1	123 1	0 0	335 1	1463 1
Total reported	6295	53462	30403	0	90160	1235	15245	8600	0	25080	115240
Percent Reported	100.0	100.0	100.0		100.0	100.0	100.0	100.0		100.0	100.0
NOT REPORTED	0	0	0	0	0	0	0	0	0	0	0
Total	6295	53462	30403	0	90160	1235	15245	8600	0	25080	115240
AVERAGE EXCLUDING INDEFINITE, NONE	3.94	4.03	4.24	.00	4.09	3.27	3.54	3.90	.00	3.65	4.00

Probationer Statistical Profile

Sample: Active & admin probationers, not in facilities
Act probationers 07/20/2005

Requestor: Nancy Phillips, Statistician

Case type by current age & sex

Case type	M e n					W o m e n					Grand Total %	
	age 00-21 %	age 22-39 %	age 40-98 %	age UNKWN %	Men Total %	age 00-21 %	age 22-39 %	age 40-98 %	age UNKWN %	Women Total %		
PRESENTENCE	0 0	0 0	0 0	0 0	0 0	0 0	0 0	0 0	0 0	0 0	0 0	0 0
SPLIT SENTENCE	100 2	5121 10	4477 15	0 0	9698 11	6 0	605 4	589 7	0 0	1200 5	10898 9	
STRAIGHT SENTENCE	6094 97	47268 88	25291 83	0 0	78653 87	1196 97	14283 94	7828 91	0 0	23307 93	101960 88	
ABANDONMENT&BASTARDY	0 0	3 0	55 0	0 0	58 0	0 0	0 0	0 0	0 0	0 0	58 0	
OUT OF STATE PROB	101 2	1063 2	574 2	0 0	1738 2	31 3	349 2	174 2	0 0	554 2	2292 2	
OUT OF STATE A&B	0 0	0 0	1 0	0 0	1 0	0 0	1 0	0 0	0 0	1 0	2 0	
SUSPENDED SENTENCE	0 0	7 0	5 0	0 0	12 0	2 0	7 0	9 0	0 0	18 0	30 0	
Total reported	6295	53462	30403	0	90160	1235	15245	8600	0	25080	115240	
Percent Reported	100.0	100.0	100.0		100.0	100.0	100.0	100.0		100.0	100.0	
NOT REPORTED	0	0	0	0	0	0	0	0	0	0	0	
Total	6295	53462	30403	0	90160	1235	15245	8600	0	25080	115240	

Probationer Statistical Profile

Sample: Active & admin probationers, not in facilities
Act probationers 07/20/2005

Requestor: Nancy Phillips, Statistician

Release type by current age & sex

Release type	M e n					W o m e n					Grand Total %
	age 00-21 %	age 22-39 %	age 40-98 %	age UNKWN %	Men Total %	age 00-21 %	age 22-39 %	age 40-98 %	age UNKWN %	Women Total %	
TRANSF OUT OF STATE	0 0	0 0	0 0	0 0	0 0	0 0	0 0	0 0	0 0	0 0	0 0
REVOKED (TECHNICAL)	0 0	0 0	0 0	0 0	0 0	0 0	0 0	0 0	0 0	0 0	0 0
REVOKED (NEW SENT)	0 0	0 0	0 0	0 0	0 0	0 0	0 0	0 0	0 0	0 0	0 0
REVOKED (NEW CRIME)	0 0	0 0	0 0	0 0	0 0	0 0	0 0	0 0	0 0	0 0	0 0
ABSCONDED (TOLLED)	0 0	0 0	0 0	0 0	0 0	0 0	0 0	0 0	0 0	0 0	0 0
ABSCONDED (NON-TOLL)	0 0	0 0	0 0	0 0	0 0	0 0	0 0	0 0	0 0	0 0	0 0
TERMINATED BY COURT	0 0	0 0	0 0	0 0	0 0	0 0	0 0	0 0	0 0	0 0	0 0
OUT OF STATE TERM	0 0	0 0	0 0	0 0	0 0	0 0	0 0	0 0	0 0	0 0	0 0
DEATH	0 0	0 0	0 0	0 0	0 0	0 0	0 0	0 0	0 0	0 0	0 0
FINAN OBLIG COMPLETE	0 0	0 0	0 0	0 0	0 0	0 0	0 0	0 0	0 0	0 0	0 0
OTHER	0 0	0 0	0 0	0 0	0 0	0 0	0 0	0 0	0 0	0 0	0 0
NORMAL RELEASE	0 0	0 0	0 0	0 0	0 0	0 0	0 0	0 0	0 0	0 0	0 0
A & B SPECIAL TERM	0 0	0 0	0 0	0 0	0 0	0 0	0 0	0 0	0 0	0 0	0 0
INDEP JURISDICTION	0 0	0 0	0 0	0 0	0 0	0 0	0 0	0 0	0 0	0 0	0 0
ACTIVE	6295100	53462100	30403100	0 0	90160100	1235100	15245100	8600100	0 0	25080100	115240100
Total reported	6295	53462	30403	0	90160	1235	15245	8600	0	25080	115240
Percent Reported	100.0	100.0	100.0		100.0	100.0	100.0	100.0		100.0	100.0
NOT REPORTED	0	0	0	0	0	0	0	0	0	0	0
Total	6295	53462	30403	0	90160	1235	15245	8600	0	25080	115240

Probationer Statistical Profile

Sample: Active & admin probationers, not in facilities
Act probationers 07/20/2005

Requestor: Nancy Phillips, Statistician

First offender status by current age & sex

1stOffndr	M e n					W o m e n					Grand
	age 00-21	age % 22-39	age % 40-98	age % UNKWN	Men % Total	age % 00-21	age % 22-39	age % 40-98	age % UNKWN	Women % Total	
FIRST OFFNDR STATUS	3514 56	15528 29	4989 16	0 0	24031 27	882 71	6897 45	2606 30	0 0	10385 41	34416 30
NO FIRST OFFNDR STAT	2781 44	37934 71	25414 84	0 0	66129 73	353 29	8348 55	5994 70	0 0	14695 59	80824 70
Total reported	6295	53462	30403	0	90160	1235	15245	8600	0	25080	115240
Percent Reported	100.0	100.0	100.0		100.0	100.0	100.0	100.0		100.0	100.0
NOT REPORTED	0	0	0	0	0	0	0	0	0	0	0
Total	6295	53462	30403	0	90160	1235	15245	8600	0	25080	115240

Probationer Statistical Profile

Sample: Active & admin probationers, not in facilities
Act probationers 07/20/2005

Requestor: Nancy Phillips, Statistician

Type probationer by current age & sex

Type probationer	M e n					W o m e n					Grand Total %
	age 00-21	age % 22-39	age % 40-98	age % UNKWN	Men % Total	age 00-21	age % 22-39	age % 40-98	age % UNKWN	Women % Total	
MISDEMEANANT	32 1	338 1	261 1	0 0	631 1	4 0	88 1	66 1	0 0	158 1	789 1
FELON	6263 99	53114 99	30081 99	0 0	89458 99	1229100	15149 99	8525 99	0 0	24903 99	114361 99
ABANDONMENT&BASTARDY	0 0	3 0	56 0	0 0	59 0	0 0	1 0	0 0	0 0	1 0	60 0
SUSPENDED SENTENCE	0 0	7 0	5 0	0 0	12 0	2 0	7 0	9 0	0 0	18 0	30 0
Total reported	6295	53462	30403	0	90160	1235	15245	8600	0	25080	115240
Percent Reported	100.0	100.0	100.0		100.0	100.0	100.0	100.0		100.0	100.0
NOT REPORTED	0	0	0	0	0	0	0	0	0	0	0
Total	6295	53462	30403	0	90160	1235	15245	8600	0	25080	115240

Probationer Statistical Profile

Sample: Active & admin probationers, not in facilities
Act probationers 07/20/2005

Requestor: Nancy Phillips, Statistician

Most serious crime by group by current age & sex

Crime group	Men				Women				Grand Total %		
	age 00-21 %	age 22-39 %	age 40-98 %	age UNKWN %	Men Total %	age 00-21 %	age 22-39 %	age 40-98 %		Women Total %	
HOMICIDE	9 0	326 1	261 1	0 0	596 1	6 0	77 1	84 1	0 0	167 1	763 1
ABORTION	0 0	1 0	0 0	0 0	1 0	0 0	0 0	0 0	0 0	0 0	1 0
BODILY INJRY&REL OFF	481 8	6208 12	4627 15	0 0	11316 13	109 9	1216 8	668 8	0 0	1993 8	13309 12
ARSON & REL OFF	20 0	248 0	185 1	0 0	453 1	6 0	67 0	74 1	0 0	147 1	600 1
DAMAGE OF PROPERTY	137 2	606 1	253 1	0 0	996 1	27 2	147 1	46 1	0 0	220 1	1216 1
BURGLARY & REL OFF	1184 19	5364 10	1940 6	0 0	8488 9	87 7	554 4	213 2	0 0	854 3	9342 8
FORGERY & REL OFF	265 4	3839 7	2122 7	0 0	6226 7	237 19	3701 24	1622 19	0 0	5560 22	11786 10
THEFT	1294 21	6632 12	3507 12	0 0	11433 13	312 25	3202 21	1705 20	0 0	5219 21	16652 14
ROBBERY	221 4	1589 3	582 2	0 0	2392 3	20 2	168 1	66 1	0 0	254 1	2646 2
SEXUAL OFFENSES	320 5	2643 5	2423 8	0 0	5386 6	12 1	118 1	58 1	0 0	188 1	5574 5
OBSCENITY CRIMES	0 0	7 0	11 0	0 0	18 0	0 0	1 0	1 0	0 0	2 0	20 0
TREASON & REL OFF	4 0	34 0	19 0	0 0	57 0	0 0	22 0	11 0	0 0	33 0	90 0
CRIMES INVOLVNG GOVT	114 2	1234 2	528 2	0 0	1876 2	22 2	339 2	213 2	0 0	574 2	2450 2
FALSIFICATIONS	19 0	164 0	86 0	0 0	269 0	6 0	125 1	52 1	0 0	183 1	452 0
OBSTRUCT LAW ENFORCE	8 0	150 0	67 0	0 0	225 0	6 0	62 0	23 0	0 0	91 0	316 0
DISORDERLY CONDUCT	48 1	207 0	90 0	0 0	345 0	3 0	20 0	22 0	0 0	45 0	390 0
GAMBLING & REL OFF	3 0	25 0	26 0	0 0	54 0	1 0	10 0	7 0	0 0	18 0	72 0
CRUELTY TO CHILDREN	14 0	580 1	415 1	0 0	1009 1	7 1	398 3	151 2	0 0	556 2	1565 1
CRIMES WITH GUNS	153 2	1822 3	1293 4	0 0	3268 4	25 2	133 1	103 1	0 0	261 1	3529 3
INVASION PRIVACY	9 0	64 0	68 0	0 0	141 0	0 0	0 0	1 0	0 0	1 0	142 0
RACKETEERING	1 0	18 0	27 0	0 0	46 0	0 0	11 0	11 0	0 0	22 0	68 0
DRUG ABUSE OFFENSES	1887 30	19977 37	10014 33	0 0	31878 35	327 26	4488 29	3142 37	0 0	7957 32	39835 35
DRUG TRAFFICKING	12 0	268 1	215 1	0 0	495 1	10 1	66 0	55 1	0 0	131 1	626 1
AUTO CRIMES	5 0	728 1	1060 3	0 0	1793 2	1 0	61 0	116 1	0 0	178 1	1971 2
REVENUE & CONTRABAND	2 0	8 0	6 0	0 0	16 0	0 0	5 0	5 0	0 0	10 0	26 0
CRIMES OF OTH STATES	21 0	159 0	118 0	0 0	298 0	4 0	70 0	29 0	0 0	103 0	401 0
MISC. FELONIES	31 0	212 0	139 0	0 0	382 0	3 0	88 1	51 1	0 0	142 1	524 0
MISDEMEANORS	32 1	339 1	308 1	0 0	679 1	4 0	90 1	68 1	0 0	162 1	841 1
Total reported	6294	53452	30390	0	90136	1235	15239	8597	0	25071	115207
Percent Reported	100.0	100.0	100.0		100.0	100.0	100.0	100.0		100.0	100.0
NOT REPORTED	1	10	13	0	24	0	6	3	0	9	33
Total	6295	53462	30403	0	90160	1235	15245	8600	0	25080	115240

Probationer Statistical Profile

Sample: Active & admin probationers, not in facilities
Act probationers 07/20/2005

Requestor: Nancy Phillips, Statistician

Most serious offense by current age & sex

Most serious offense	Men					Women					Grand Total %
	age 00-21 %	age 22-39 %	age 40-98 %	age UNKWN %	Men Total %	age 00-21 %	age 22-39 %	age 40-98 %	age UNKWN %	Women Total %	
Misdemeanors											
abandonment of dep.	0 0	1 0	44 0	0 0	45 0	0 0	0 0	0 0	0 0	0 0	45 0
failure to pay suppo	0 0	0 0	1 0	0 0	1 0	0 0	1 0	0 0	0 0	1 0	2 0
stalking	0 0	1 0	3 0	0 0	4 0	0 0	0 0	0 0	0 0	0 0	4 0
assault & battery	0 0	8 0	3 0	0 0	11 0	0 0	0 0	1 0	0 0	1 0	12 0
atmpt murder	0 0	0 0	1 0	0 0	1 0	0 0	0 0	0 0	0 0	0 0	1 0
aggravated assault	0 0	8 0	7 0	0 0	15 0	0 0	3 0	0 0	0 0	3 0	18 0
simple assault	0 0	10 0	2 0	0 0	12 0	0 0	0 0	0 0	0 0	0 0	12 0
simple battery	1 0	28 0	23 0	0 0	52 0	0 0	4 0	3 0	0 0	7 0	59 0
concealing death of	0 0	0 0	0 0	0 0	0 0	0 0	1 0	0 0	0 0	1 0	1 0
fleeing / elusing po	0 0	1 0	0 0	0 0	1 0	0 0	0 0	0 0	0 0	0 0	1 0
leave scene had inju	0 0	0 0	1 0	0 0	1 0	0 0	0 0	0 0	0 0	0 0	1 0
crmnal intfer govt pr	1 0	2 0	0 0	0 0	3 0	0 0	0 0	0 0	0 0	0 0	3 0
reckless conduct c/h	1 0	4 0	0 0	0 0	5 0	0 0	2 0	0 0	0 0	2 0	7 0
disorderly conduct	0 0	3 0	0 0	0 0	3 0	0 0	0 0	0 0	0 0	0 0	3 0
cruelty to children	0 0	2 0	0 0	0 0	2 0	0 0	0 0	0 0	0 0	0 0	2 0
theft by taking - la	1 0	0 0	1 0	0 0	2 0	1 0	0 0	0 0	0 0	1 0	3 0
receiving stolen goo	0 0	7 0	4 0	0 0	11 0	0 0	1 0	1 0	0 0	2 0	13 0
theft by taking	3 0	18 0	10 0	0 0	31 0	0 0	11 0	9 0	0 0	20 0	51 0
robbery	0 0	3 0	1 0	0 0	4 0	0 0	3 0	0 0	0 0	3 0	7 0
burglary	0 0	9 0	2 0	0 0	11 0	0 0	0 0	0 0	0 0	0 0	11 0
alter id	0 0	1 0	0 0	0 0	1 0	0 0	1 0	0 0	0 0	1 0	2 0
bad checks	0 0	7 0	13 0	0 0	20 0	0 0	5 0	11 0	0 0	16 0	36 0
fraudulent checks	0 0	1 0	3 0	0 0	4 0	0 0	1 0	0 0	0 0	1 0	5 0
forgery	0 0	6 0	4 0	0 0	10 0	0 0	2 0	2 0	0 0	4 0	14 0
worthless checks	0 0	0 0	0 0	0 0	0 0	0 0	1 0	2 0	0 0	3 0	3 0
s/d of narcotics	1 0	5 0	1 0	0 0	7 0	0 0	0 0	0 0	0 0	0 0	7 0
public drunkenness	0 0	0 0	0 0	0 0	0 0	0 0	0 0	1 0	0 0	1 0	1 0
s/d dep,stim,cntrf d	0 0	2 0	1 0	0 0	3 0	0 0	0 0	0 0	0 0	0 0	3 0
s/d of marijuana	0 0	3 0	1 0	0 0	4 0	0 0	0 0	0 0	0 0	0 0	4 0
poss of narcotics	0 0	2 0	0 0	0 0	2 0	0 0	0 0	0 0	0 0	0 0	2 0
poss dep,stim,cntrf	0 0	0 0	0 0	0 0	0 0	1 0	0 0	0 0	0 0	1 0	1 0
poss of lsd	0 0	1 0	0 0	0 0	1 0	0 0	0 0	0 0	0 0	0 0	1 0
poss of marijuana	3 0	9 0	8 0	0 0	20 0	0 0	2 0	0 0	0 0	2 0	22 0

(continued)

Probationer Statistical Profile

Sample: Active & admin probationers, not in facilities
Act probationers 07/20/2005

Requestor: Nancy Phillips, Statistician

Most serious offense by current age & sex (continued)

Most serious offense	Men					Women					Grand Total %
	age 00-21 %	age 22-39 %	age 40-98 %	age UNKWN %	Men Total %	age 00-21 %	age 22-39 %	age 40-98 %	age UNKWN %	Women Total %	
viol motor veh law	4 0	22 0	20 0	0 0	46 0	0 0	3 0	1 0	0 0	4 0	50 0
dui	2 0	47 0	57 0	0 0	106 0	0 0	7 0	12 0	0 0	19 0	125 0
obstr of law enf off	3 0	27 0	10 0	0 0	40 0	1 0	0 0	1 0	0 0	2 0	42 0
impersonating anothe	0 0	1 0	3 0	0 0	4 0	0 0	1 0	0 0	0 0	1 0	5 0
crmnal trespassing	1 0	4 0	8 0	0 0	13 0	0 0	2 0	0 0	0 0	2 0	15 0
illegal attm to obt	0 0	0 0	1 0	0 0	1 0	0 0	2 0	0 0	0 0	2 0	3 0
crmnal damage	1 0	2 0	1 0	0 0	4 0	1 0	2 0	1 0	0 0	4 0	8 0
terroristic threats	1 0	0 0	1 0	0 0	2 0	0 0	0 0	0 0	0 0	0 0	2 0
viol ga cntrl subst	1 0	21 0	9 0	0 0	31 0	0 0	4 0	4 0	0 0	8 0	39 0
public indecency	0 0	5 0	2 0	0 0	7 0	0 0	0 0	0 0	0 0	0 0	7 0
peeping tom	0 0	2 0	0 0	0 0	2 0	0 0	0 0	0 0	0 0	0 0	2 0
molesting a minor	0 0	0 0	2 0	0 0	2 0	0 0	0 0	0 0	0 0	0 0	2 0
sexual battery	2 0	1 0	3 0	0 0	6 0	0 0	0 0	0 0	0 0	0 0	6 0
cpwl & concealed wea	0 0	1 0	1 0	0 0	2 0	0 0	0 0	0 0	0 0	0 0	2 0
shoplifting	0 0	3 0	4 0	0 0	7 0	0 0	7 0	4 0	0 0	11 0	18 0
pointing gun at anot	1 0	1 0	1 0	0 0	3 0	0 0	1 0	0 0	0 0	1 0	4 0
deadly weapons in pu	0 0	1 0	0 0	0 0	1 0	0 0	0 0	0 0	0 0	0 0	1 0
crmnal attempt	1 0	0 0	0 0	0 0	1 0	0 0	0 0	0 0	0 0	0 0	1 0
other misdemeanor	3 0	13 0	21 0	0 0	37 0	0 0	3 0	6 0	0 0	9 0	46 0
riot	0 0	0 0	1 0	0 0	1 0	0 0	0 0	0 0	0 0	0 0	1 0
fighting in public p	0 0	1 0	0 0	0 0	1 0	0 0	1 0	0 0	0 0	1 0	2 0
family violence batt	0 0	2 0	1 0	0 0	3 0	0 0	0 0	0 0	0 0	0 0	3 0
misc public order of	0 0	1 0	0 0	0 0	1 0	0 0	0 0	0 0	0 0	0 0	1 0
lottery violation	0 0	0 0	0 0	0 0	0 0	0 0	1 0	0 0	0 0	1 0	1 0
off agnst pub hlth/m	0 0	5 0	4 0	0 0	9 0	0 0	0 0	0 0	0 0	0 0	9 0
gambling & related o	0 0	0 0	0 0	0 0	0 0	0 0	1 0	0 0	0 0	1 0	1 0
failr fil/mntn abort	0 0	0 0	1 0	0 0	1 0	0 0	0 0	0 0	0 0	0 0	1 0
involuntary manslaug	0 0	0 0	1 0	0 0	1 0	0 0	0 0	0 0	0 0	0 0	1 0
interference with cu	0 0	1 0	0 0	0 0	1 0	0 0	0 0	0 0	0 0	0 0	1 0
theft by deception <	0 0	0 0	2 0	0 0	2 0	0 0	1 0	0 0	0 0	1 0	3 0
theft/lost/property<	0 0	0 0	0 0	0 0	0 0	0 0	0 0	1 0	0 0	1 0	1 0
theft of services <	0 0	1 0	0 0	0 0	1 0	0 0	1 0	0 0	0 0	1 0	2 0
theft by conversion	0 0	2 0	1 0	0 0	3 0	0 0	3 0	2 0	0 0	5 0	8 0
theft motor vehicle,	0 0	3 0	2 0	0 0	5 0	0 0	1 0	0 0	0 0	1 0	6 0
conversn paymnt real	0 0	1 0	0 0	0 0	1 0	0 0	0 0	0 0	0 0	0 0	1 0

(continued)

Probationer Statistical Profile

Sample: Active & admin probationers, not in facilities
Act probationers 07/20/2005

Requestor: Nancy Phillips, Statistician

Most serious offense by current age & sex (continued)

Most serious offense	M e n					W o m e n					Grand Total %
	age 00-21 %	age 22-39 %	age 40-98 %	age UNKWN %	Men Total %	age 00-21 %	age 22-39 %	age 40-98 %	age UNKWN %	Women Total %	
entrng mot veh crim	0 0	4 0	0 0	0 0	4 0	0 0	0 0	0 0	0 0	0 0	4 0
viol forgery&fraud p	0 0	1 0	1 0	0 0	2 0	0 0	0 0	0 0	0 0	0 0	2 0
obtn/attmpt drugs il	0 0	1 0	2 0	0 0	3 0	0 0	1 0	2 0	0 0	3 0	6 0
mfg/dist imitate con	0 0	1 0	2 0	0 0	3 0	0 0	0 0	0 0	0 0	0 0	3 0
misc obstruction off	0 0	2 0	0 0	0 0	2 0	0 0	0 0	0 0	0 0	0 0	2 0
misc sexual offenses	0 0	2 0	3 0	0 0	5 0	0 0	0 0	0 0	0 0	0 0	5 0
pimping	0 0	1 0	0 0	0 0	1 0	0 0	0 0	0 0	0 0	0 0	1 0
providing sex mat mi	0 0	0 0	1 0	0 0	1 0	0 0	0 0	0 0	0 0	0 0	1 0
dng instrmntalties &	0 0	1 0	0 0	0 0	1 0	0 0	0 0	0 0	0 0	0 0	1 0
furnish liquor to mi	0 0	1 0	0 0	0 0	1 0	0 0	0 0	0 0	0 0	0 0	1 0
poss alc bev by juve	0 0	0 0	1 0	0 0	1 0	0 0	1 0	0 0	0 0	1 0	2 0
conspircy commit mis	0 0	1 0	0 0	0 0	1 0	0 0	0 0	0 0	0 0	0 0	1 0
misc misdemeanor	1 0	13 0	6 0	0 0	20 0	0 0	9 0	4 0	0 0	13 0	33 0
viol othr states law	0 0	1 0	1 0	0 0	2 0	0 0	0 0	0 0	0 0	0 0	2 0

FELONIES											

MISC HOMICIDE OFFENS	1 0	9 0	7 0	0 0	17 0	1 0	3 0	0 0	0 0	4 0	21 0
MURDER	0 0	6 0	6 0	0 0	12 0	0 0	6 0	1 0	0 0	7 0	19 0
VOLUNTARY MANSLAUGHT	2 0	74 0	116 0	0 0	192 0	0 0	25 0	36 0	0 0	61 0	253 0
INVOLUNTARY MANSLAUG	2 0	56 0	21 0	0 0	79 0	2 0	11 0	12 0	0 0	25 0	104 0
RECKLESS ABANDONMENT	0 0	1 0	0 0	0 0	1 0	0 0	0 0	0 0	0 0	0 0	1 0
FETICIDE	0 0	1 0	0 0	0 0	1 0	0 0	1 0	0 0	0 0	1 0	2 0
VEHICULAR HOMICIDE	3 0	168 0	98 0	0 0	269 0	2 0	29 0	26 0	0 0	57 0	326 0
HOMICIDE BY PILOT DU	0 0	1 0	1 0	0 0	2 0	0 0	0 0	0 0	0 0	0 0	2 0
CONCEAL DEATH OF ANO	0 0	4 0	1 0	0 0	5 0	1 0	0 0	1 0	0 0	2 0	7 0
ATMPT MURDER	1 0	6 0	11 0	0 0	18 0	0 0	2 0	8 0	0 0	10 0	28 0
MISC ABORTION	0 0	1 0	0 0	0 0	1 0	0 0	0 0	0 0	0 0	0 0	1 0
MISC ASSAULT/BATTERY	3 0	76 0	69 0	0 0	148 0	0 0	7 0	5 0	0 0	12 0	160 0
FAMILY VIOLENCE BATT	0 0	72 0	47 0	0 0	119 0	0 0	3 0	2 0	0 0	5 0	124 0
AGGRAV ASSAULT	274 4	3688 7	2744 9	0 0	6706 8	75 6	913 6	511 6	0 0	1499 6	8205 7
ATMPT AGGRAV ASSAULT	1 0	15 0	8 0	0 0	24 0	0 0	5 0	4 0	0 0	9 0	33 0
AGGRAV BATTERY	38 1	446 1	290 1	0 0	774 1	2 0	63 0	22 0	0 0	87 0	861 1
TERRORIST THREATS &	104 2	813 2	654 2	0 0	1571 2	23 2	119 1	62 1	0 0	204 1	1775 2

(continued)

Probationer Statistical Profile

Sample: Active & admin probationers, not in facilities
Act probationers 07/20/2005

Requestor: Nancy Phillips, Statistician

Most serious offense by current age & sex (continued)

Most serious offense	Men				Women				Grand Total		
	age 00-21	age 22-39	age 40-98	age UNKWN	age 00-21	age 22-39	age 40-98	age UNKWN			
FALSE IMPRISONMENT	15 0	256 0	124 0	0 0	395 0	1 0	12 0	3 0	0 0	16 0	411 0
KIDNAPPING	0 0	65 0	46 0	0 0	111 0	0 0	1 0	2 0	0 0	3 0	114 0
INTERFERENCE WITH CU	6 0	18 0	17 0	0 0	41 0	1 0	16 0	8 0	0 0	25 0	66 0
AGGRAV ASSAULT PEACE	3 0	134 0	113 0	0 0	250 0	2 0	14 0	12 0	0 0	28 0	278 0
AGGRAV BATTERY PEACE	1 0	5 0	3 0	0 0	9 0	0 0	2 0	0 0	0 0	2 0	11 0
SIMPLE BATTERY	8 0	69 0	42 0	0 0	119 0	0 0	12 0	5 0	0 0	17 0	136 0
RECK COND	0 0	6 0	5 0	0 0	11 0	0 0	4 0	2 0	0 0	6 0	17 0
INJURY BY VEHICLE	6 0	17 0	10 0	0 0	33 0	1 0	7 0	3 0	0 0	11 0	44 0
STALKING	0 0	16 0	16 0	0 0	32 0	0 0	1 0	1 0	0 0	2 0	34 0
AGGRAV STALKING	22 0	509 1	434 1	0 0	965 1	4 0	37 0	26 0	0 0	67 0	1032 1
ATMPT KIDNAP	0 0	3 0	5 0	0 0	8 0	0 0	0 0	0 0	0 0	0 0	8 0
ARSON MISC	1 0	15 0	18 0	0 0	34 0	1 0	4 0	5 0	0 0	10 0	44 0
ARSON 1ST DEGREE	11 0	164 0	143 0	0 0	318 0	4 0	51 0	63 1	0 0	118 0	436 0
ARSON 2ND DEGREE	4 0	51 0	21 0	0 0	76 0	0 0	6 0	5 0	0 0	11 0	87 0
ARSON 3RD DEGREE	2 0	14 0	2 0	0 0	18 0	1 0	5 0	1 0	0 0	7 0	25 0
CRMNL POSS EXPLOSIVE	2 0	4 0	1 0	0 0	7 0	0 0	1 0	0 0	0 0	1 0	8 0
MISC CRIMINAL DAMAGE	1 0	6 0	2 0	0 0	9 0	0 0	0 0	1 0	0 0	1 0	10 0
CRMNL DAMAGE 1ST DEG	26 0	135 0	67 0	0 0	228 0	3 0	29 0	9 0	0 0	41 0	269 0
CRMNL DAMAGE 2ND DEG	103 2	418 1	163 1	0 0	684 1	23 2	105 1	30 0	0 0	158 1	842 1
DAMAGE, DESTROY SECR	2 0	9 0	6 0	0 0	17 0	0 0	2 0	3 0	0 0	5 0	22 0
VANDALISM TO CHURCH	1 0	4 0	1 0	0 0	6 0	1 0	1 0	1 0	0 0	3 0	9 0
ALTER ID	4 0	34 0	14 0	0 0	52 0	0 0	10 0	2 0	0 0	12 0	64 0
BURGLARY	1105 18	5188 10	1885 6	0 0	8178 9	84 7	543 4	207 2	0 0	834 3	9012 8
POSS BURGLAR TOOLS	55 1	106 0	32 0	0 0	193 0	3 0	6 0	4 0	0 0	13 0	206 0
ATMPT BURGLARY	24 0	70 0	23 0	0 0	117 0	0 0	5 0	2 0	0 0	7 0	124 0
MISC FORGERY	1 0	11 0	12 0	0 0	24 0	0 0	17 0	10 0	0 0	27 0	51 0
FORGERY 1ST DEGREE	173 3	2892 5	1637 5	0 0	4702 5	167 14	2735 18	1283 15	0 0	4185 17	8887 8
FORGERY 2ND DEGREE	19 0	202 0	50 0	0 0	271 0	4 0	79 1	26 0	0 0	109 0	380 0
BAD CHECKS	3 0	133 0	146 0	0 0	282 0	7 1	128 1	65 1	0 0	200 1	482 0
ILLEGAL USE-CREDIT C	2 0	8 0	10 0	0 0	20 0	0 0	12 0	3 0	0 0	15 0	35 0
THEFT CREDIT CARD	14 0	72 0	29 0	0 0	115 0	5 0	72 0	19 0	0 0	96 0	211 0
FORGERY CREDIT CARD	1 0	18 0	10 0	0 0	29 0	4 0	38 0	7 0	0 0	49 0	78 0
FRAUDULENT CREDIT CA	37 1	273 1	94 0	0 0	404 0	39 3	328 2	85 1	0 0	452 2	856 1
CRMNL POSS CREDIT CA	0 0	0 0	2 0	0 0	2 0	1 0	1 0	1 0	0 0	3 0	5 0
RECV GDS, SRVS FRAUD	1 0	5 0	8 0	0 0	14 0	0 0	14 0	10 0	0 0	24 0	38 0

(continued)

Probationer Statistical Profile

Sample: Active & admin probationers, not in facilities
Act probationers 07/20/2005

Requestor: Nancy Phillips, Statistician

Most serious offense by current age & sex (continued)

Most serious offense	Men					Women					Grand Total
	age 00-21	age 22-39	age 40-98	age UNKWN	Men Total	age 00-21	age 22-39	age 40-98	age UNKWN	Women Total	
FINANCIAL IDENTITY F	2 0	30 0	13 0	0 0	45 0	4 0	55 0	15 0	0 0	74 0	119 0
TELECOMMUNICATIONS F	0 0	18 0	6 0	0 0	24 0	0 0	3 0	1 0	0 0	4 0	28 0
COMPUTER THEFT	1 0	7 0	0 0	0 0	8 0	0 0	10 0	2 0	0 0	12 0	20 0
COMPUTER TRESPASS	1 0	1 0	0 0	0 0	2 0	0 0	2 0	0 0	0 0	2 0	4 0
ATMPT FORGERY	0 0	3 0	0 0	0 0	3 0	0 0	0 0	2 0	0 0	2 0	5 0
FAILR PAY NATRL PRD/	0 0	1 0	1 0	0 0	2 0	0 0	0 0	0 0	0 0	0 0	2 0
FRAUDULENT ACCESS CO	2 0	26 0	9 0	0 0	37 0	1 0	41 0	5 0	0 0	47 0	84 0
MISC FRAUD	8 0	139 0	95 0	0 0	242 0	5 0	166 1	88 1	0 0	259 1	501 0
THEFT BY TAKING	436 7	2857 5	1662 6	0 0	4955 6	121 10	1693 11	969 11	0 0	2783 11	7738 7
THEFT BY DECEPTION	7 0	178 0	178 1	0 0	363 0	4 0	140 1	91 1	0 0	235 1	598 1
THEFT BY EXTORTION	0 0	5 0	1 0	0 0	6 0	0 0	3 0	3 0	0 0	6 0	12 0
THEFT OF LOST PROPER	2 0	9 0	11 0	0 0	22 0	0 0	8 0	4 0	0 0	12 0	34 0
THEFT BY REC STOLEN	419 7	1870 4	612 2	0 0	2901 3	33 3	257 2	72 1	0 0	362 1	3263 3
THEFT OF SERVICES	2 0	37 0	21 0	0 0	60 0	0 0	14 0	12 0	0 0	26 0	86 0
THEFT BY CONVERSION	4 0	162 0	236 1	0 0	402 0	1 0	124 1	81 1	0 0	206 1	608 1
THEFT OF TRADE SECRE	0 0	2 0	2 0	0 0	4 0	0 0	0 0	0 0	0 0	0 0	4 0
CONVSN PAYMNTS REAL	0 0	7 0	23 0	0 0	30 0	0 0	0 0	1 0	0 0	1 0	31 0
ATMPT THEFT BY TAKIN	5 0	3 0	1 0	0 0	9 0	0 0	2 0	1 0	0 0	3 0	12 0
THEFT MOTORVEH OR PA	72 1	394 1	179 1	0 0	645 1	12 1	54 0	14 0	0 0	80 0	725 1
THEFT OF LEASED PERS	0 0	2 0	2 0	0 0	4 0	0 0	3 0	0 0	0 0	3 0	7 0
THEFT BRING PROP IN	9 0	58 0	18 0	0 0	85 0	1 0	11 0	2 0	0 0	14 0	99 0
THEFT RECV PROP OUT	2 0	17 0	6 0	0 0	25 0	0 0	3 0	2 0	0 0	5 0	30 0
LIVESTOCK THEFT	0 0	6 0	4 0	0 0	10 0	0 0	1 0	0 0	0 0	1 0	11 0
THEFT BY SHOPLIFTING	65 1	494 1	431 1	0 0	990 1	129 11	848 6	438 5	0 0	1415 6	2405 2
ENTERING VEHICLE	271 4	531 1	120 0	0 0	922 1	11 1	41 0	14 0	0 0	66 0	988 1
STEAL ALTER PUBLIC D	0 0	0 0	0 0	0 0	0 0	0 0	0 0	1 0	0 0	1 0	1 0
ROBBERY	168 3	1121 2	334 1	0 0	1623 2	15 1	131 1	47 1	0 0	193 1	1816 2
ARMED ROBBERY	16 0	320 1	190 1	0 0	526 1	2 0	19 0	14 0	0 0	35 0	561 0
ROBBERY BY FORCE	3 0	15 0	3 0	0 0	21 0	1 0	4 0	0 0	0 0	5 0	26 0
ROBBERY BY INTIMIDAT	7 0	20 0	10 0	0 0	37 0	0 0	2 0	2 0	0 0	4 0	41 0
ROBBERY BY SUDDEN SN	2 0	14 0	8 0	0 0	24 0	0 0	2 0	0 0	0 0	2 0	26 0
HIJACKING MOTOR VEHI	1 0	1 0	0 0	0 0	2 0	0 0	0 0	0 0	0 0	0 0	2 0
ATMPT ROBBERY	13 0	55 0	27 0	0 0	95 0	2 0	8 0	3 0	0 0	13 0	108 0
ATMPT ARMED ROBBERY	11 0	43 0	10 0	0 0	64 0	0 0	2 0	0 0	0 0	2 0	66 0
MISC SEXUAL OFFENSE	7 0	58 0	50 0	0 0	115 0	0 0	0 0	1 0	0 0	1 0	116 0

(continued)

Probationer Statistical Profile

Sample: Active & admin probationers, not in facilities
Act probationers 07/20/2005

Requestor: Nancy Phillips, Statistician

Most serious offense by current age & sex (continued)

Most serious offense	Men					Women					Grand Total %
	age 00-21 %	age 22-39 %	age 40-98 %	age UNKWN %	Men Total %	age 00-21 %	age 22-39 %	age 40-98 %	age UNKWN %	Women Total %	
RAPE	3 0	84 0	105 0	0 0	192 0	0 0	1 0	0 0	0 0	1 0	193 0
SODOMY	4 0	19 0	41 0	0 0	64 0	0 0	1 0	0 0	0 0	1 0	65 0
AGGRAV SODOMY	0 0	33 0	81 0	0 0	114 0	0 0	0 0	1 0	0 0	1 0	115 0
BESTIALITY	0 0	0 0	3 0	0 0	3 0	0 0	0 0	0 0	0 0	0 0	3 0
INCEST	5 0	30 0	111 0	0 0	146 0	1 0	6 0	5 0	0 0	12 0	158 0
BIGAMY	0 0	8 0	3 0	0 0	11 0	0 0	0 0	1 0	0 0	1 0	12 0
AGGRAV SEXUAL BATTER	1 0	17 0	30 0	0 0	48 0	0 0	1 0	0 0	0 0	1 0	49 0
PANDERING BY COMPULS	0 0	3 0	3 0	0 0	6 0	1 0	0 0	0 0	0 0	1 0	7 0
STATUTORY RAPE	174 3	1164 2	136 0	0 0	1474 2	1 0	34 0	8 0	0 0	43 0	1517 1
CHILD MOLESTATION	96 2	935 2	1496 5	0 0	2527 3	5 0	47 0	32 0	0 0	84 0	2611 2
ENTICING CHILD-INDEC	16 0	117 0	139 0	0 0	272 0	3 0	14 0	3 0	0 0	20 0	292 0
AGGRAV CHILD MOLESTA	6 0	82 0	182 1	0 0	270 0	1 0	5 0	2 0	0 0	8 0	278 0
SEXL/ASLST/AGN/PERS/	1 0	24 0	13 0	0 0	38 0	0 0	7 0	5 0	0 0	12 0	50 0
SEXUAL ASLT BY THERA	0 0	1 0	0 0	0 0	1 0	0 0	0 0	0 0	0 0	0 0	1 0
SOLICIT SODOMY FROM	0 0	3 0	3 0	0 0	6 0	0 0	1 0	0 0	0 0	1 0	7 0
SEX OFFENDER FAIL RE	1 0	18 0	10 0	0 0	29 0	0 0	1 0	0 0	0 0	1 0	30 0
ATMPT RAPE	2 0	31 0	12 0	0 0	45 0	0 0	0 0	0 0	0 0	0 0	45 0
ATMPT SODOMY	0 0	1 0	2 0	0 0	3 0	0 0	0 0	0 0	0 0	0 0	3 0
ATMPT AGGRAV SODOMY	0 0	1 0	1 0	0 0	2 0	0 0	0 0	0 0	0 0	0 0	2 0
ATMPT CHILD MOLESTAT	0 0	2 0	2 0	0 0	4 0	0 0	0 0	0 0	0 0	0 0	4 0
AGG ASLT W ATMPT TO	3 0	10 0	0 0	0 0	13 0	0 0	0 0	0 0	0 0	0 0	13 0
STATUTORY RAPE, ATMPT	1 0	2 0	0 0	0 0	3 0	0 0	0 0	0 0	0 0	0 0	3 0
MISC OBSCENITY	0 0	2 0	4 0	0 0	6 0	0 0	0 0	0 0	0 0	0 0	6 0
DISTRIBUTING OBSCENE	0 0	2 0	3 0	0 0	5 0	0 0	1 0	1 0	0 0	2 0	7 0
DISTR MAT DEPICT NUD	0 0	3 0	2 0	0 0	5 0	0 0	0 0	0 0	0 0	0 0	5 0
PROV SEX MATER TO MI	0 0	0 0	2 0	0 0	2 0	0 0	0 0	0 0	0 0	0 0	2 0
MISC PUBLIC ORDER	1 0	2 0	2 0	0 0	5 0	0 0	1 0	5 0	0 0	6 0	11 0
INCITING TO INSURREC	0 0	0 0	1 0	0 0	1 0	0 0	0 0	0 0	0 0	0 0	1 0
FALSE SWEARNG WRITTN	3 0	32 0	16 0	0 0	51 0	0 0	21 0	6 0	0 0	27 0	78 0
BRIBERY GOVT OFFICER	0 0	12 0	11 0	0 0	23 0	0 0	3 0	2 0	0 0	5 0	28 0
VIOL OATH PUBLIC OFF	0 0	5 0	3 0	0 0	8 0	0 0	0 0	1 0	0 0	1 0	9 0
INFLUENCE GOVT OFFIC	0 0	2 0	0 0	0 0	2 0	0 0	0 0	0 0	0 0	0 0	2 0
DEFRAUDING STATE	0 0	9 0	26 0	0 0	35 0	0 0	114 1	96 1	0 0	210 1	245 0
FALSE CERTIFICATES	1 0	4 0	4 0	0 0	9 0	0 0	2 0	0 0	0 0	2 0	11 0
INFLUENCING WITNESS	0 0	8 0	3 0	0 0	11 0	0 0	5 0	1 0	0 0	6 0	17 0

(continued)

Probationer Statistical Profile

Sample: Active & admin probationers, not in facilities
Act probationers 07/20/2005

Requestor: Nancy Phillips, Statistician

Most serious offense by current age & sex (continued)

Most serious offense	Men					Women					Grand Total %
	age 00-21 %	age 22-39 %	age 40-98 %	age UNKWN %	Men Total %	age 00-21 %	age 22-39 %	age 40-98 %	age UNKWN %	Women Total %	
OBSTR OF LAW ENF OFF	113 2	1187 2	480 2	0 0	1780 2	22 2	212 1	113 1	0 0	347 1	2127 2
TAMPERING WITH EVIDE	0 0	7 0	1 0	0 0	8 0	0 0	3 0	0 0	0 0	3 0	11 0
MISC JUDICIAL PROCEE	0 0	0 0	1 0	0 0	1 0	0 0	1 0	0 0	0 0	1 0	2 0
PERJURY	1 0	11 0	11 0	0 0	23 0	2 0	16 0	8 0	0 0	26 0	49 0
FALSE SWEARING	0 0	16 0	8 0	0 0	24 0	0 0	22 0	8 0	0 0	30 0	54 0
SUBORNATION OF PERJU	0 0	0 0	0 0	0 0	0 0	0 0	2 0	0 0	0 0	2 0	2 0
IMPERSONATION	0 0	4 0	1 0	0 0	5 0	0 0	8 0	3 0	0 0	11 0	16 0
IMPERSONATING OFFICE	0 0	35 0	22 0	0 0	57 0	0 0	5 0	1 0	0 0	6 0	63 0
BARRATRY	1 0	3 0	3 0	0 0	7 0	0 0	1 0	2 0	0 0	3 0	10 0
EMBRACERY	0 0	1 0	0 0	0 0	1 0	0 0	1 0	0 0	0 0	1 0	2 0
FALSE STATEMENTS GOV	17 0	91 0	40 0	0 0	148 0	4 0	67 0	30 0	0 0	101 0	249 0
IMPERSNTNG IN LEGAL	0 0	3 0	0 0	0 0	3 0	0 0	2 0	0 0	0 0	2 0	5 0
ESCAPE	1 0	84 0	38 0	0 0	123 0	0 0	10 0	8 0	0 0	18 0	141 0
AIDING ESCAPE	1 0	3 0	2 0	0 0	6 0	0 0	8 0	2 0	0 0	10 0	16 0
HINDERING APPREH OR	4 0	33 0	17 0	0 0	54 0	5 0	40 0	11 0	0 0	56 0	110 0
COMPOUNDING A CRIME	0 0	2 0	2 0	0 0	4 0	0 0	1 0	1 0	0 0	2 0	6 0
MUTINY IN PENAL INST	0 0	1 0	2 0	0 0	3 0	0 0	0 0	0 0	0 0	0 0	3 0
BAIL JUMPING	1 0	26 0	6 0	0 0	33 0	1 0	3 0	1 0	0 0	5 0	38 0
ATMPT ESCAPE	1 0	1 0	0 0	0 0	2 0	0 0	0 0	0 0	0 0	0 0	2 0
FALSE PUBLIC ALARM	9 0	23 0	3 0	0 0	35 0	1 0	3 0	4 0	0 0	8 0	43 0
CRMNL INTERFERE GOVT	39 1	184 0	87 0	0 0	310 0	2 0	17 0	18 0	0 0	37 0	347 0
MISC GAMBLING/RELATE	0 0	1 0	0 0	0 0	1 0	0 0	0 0	0 0	0 0	0 0	1 0
COMMERICAL GAMBLING	0 0	2 0	17 0	0 0	19 0	0 0	1 0	5 0	0 0	6 0	25 0
BRIBERY OF CONTESTAN	0 0	2 0	0 0	0 0	2 0	0 0	3 0	0 0	0 0	3 0	5 0
SOLICIT/ACCEPTING BR	0 0	1 0	1 0	0 0	2 0	0 0	0 0	0 0	0 0	0 0	2 0
GAMBLING ACT ON BUSI	0 0	0 0	2 0	0 0	2 0	0 0	0 0	1 0	0 0	1 0	3 0
DOGFIGHTING	1 0	10 0	4 0	0 0	15 0	0 0	0 0	1 0	0 0	1 0	16 0
LOTTERY VIOLATION	2 0	5 0	2 0	0 0	9 0	1 0	6 0	0 0	0 0	7 0	16 0
BUS HIJACKING	0 0	1 0	0 0	0 0	1 0	0 0	0 0	0 0	0 0	0 0	1 0
BOARDING BUS W/CONCL	0 0	1 0	0 0	0 0	1 0	0 0	0 0	0 0	0 0	0 0	1 0
REMOVAL BAGGAGE,CARG	0 0	2 0	0 0	0 0	2 0	0 0	0 0	0 0	0 0	0 0	2 0
CRUELTY TO CHILDREN	11 0	519 1	345 1	0 0	875 1	7 1	385 3	149 2	0 0	541 2	1416 1
ATMPT CRUELTY TO CHI	0 0	1 0	0 0	0 0	1 0	0 0	1 0	0 0	0 0	1 0	2 0
SEX EXPLOITATION CHI	2 0	21 0	30 0	0 0	53 0	0 0	5 0	1 0	0 0	6 0	59 0
ABANDONMENT OF CHILD	0 0	34 0	38 0	0 0	72 0	0 0	2 0	0 0	0 0	2 0	74 0

(continued)

Probationer Statistical Profile

Sample: Active & admin probationers, not in facilities
Act probationers 07/20/2005

Requestor: Nancy Phillips, Statistician

Most serious offense by current age & sex (continued)

Most serious offense	Men					Women					Grand Total %
	age 00-21 %	age 22-39 %	age 40-98 %	age UNKWN %	Men Total %	age 00-21 %	age 22-39 %	age 40-98 %	age UNKWN %	Women Total %	
UNLWFL AD ADOPT CHIL	0 0	0 0	0 0	0 0	0 0	0 0	1 0	0 0	0 0	1 0	1 0
CNTRBTNG DELINQENCY	1 0	5 0	2 0	0 0	8 0	0 0	4 0	1 0	0 0	5 0	13 0
MISC WEAPON/EXPLOSIV	7 0	21 0	9 0	0 0	37 0	1 0	3 0	1 0	0 0	5 0	42 0
CARRY CONCEALED WEAP	11 0	52 0	5 0	0 0	68 0	2 0	0 0	2 0	0 0	4 0	72 0
CARRY PISTL WITHOUT	0 0	2 0	2 0	0 0	4 0	0 0	0 0	0 0	0 0	0 0	4 0
ALTER PISTL LICENSE	0 0	1 0	0 0	0 0	1 0	0 0	0 0	0 0	0 0	0 0	1 0
MACHINE GUN ACTIVITI	0 0	0 0	1 0	0 0	1 0	0 0	0 0	0 0	0 0	0 0	1 0
POSS OF FIREARM DUR	36 1	553 1	250 1	0 0	839 1	2 0	42 0	44 1	0 0	88 0	927 1
POSS KNIFE DURING CR	0 0	2 0	1 0	0 0	3 0	0 0	0 0	0 0	0 0	0 0	3 0
POSS OF CERTAIN WEAP	13 0	89 0	49 0	0 0	151 0	2 0	6 0	2 0	0 0	10 0	161 0
POSS FIREARM CONVCT	19 0	1036 2	962 3	0 0	2017 2	2 0	72 0	52 1	0 0	126 1	2143 2
CARRY WEAPON AT SCHO	64 1	46 0	5 0	0 0	115 0	15 1	6 0	2 0	0 0	23 0	138 0
GUARD LINE WITH WEAP	0 0	4 0	0 0	0 0	4 0	0 0	3 0	0 0	0 0	3 0	7 0
POSS WEAPON BY PRISO	0 0	4 0	1 0	0 0	5 0	1 0	1 0	0 0	0 0	2 0	7 0
MISUSE FIREARM HUNTI	0 0	3 0	2 0	0 0	5 0	0 0	0 0	0 0	0 0	0 0	5 0
CRUELTY TO ANIMALS	2 0	5 0	1 0	0 0	8 0	0 0	0 0	0 0	0 0	0 0	8 0
AGGRAV CRUELTY TO AN	1 0	4 0	5 0	0 0	10 0	0 0	0 0	0 0	0 0	0 0	10 0
MISC INVASION OF PRI	1 0	5 0	3 0	0 0	9 0	0 0	0 0	1 0	0 0	1 0	10 0
EAVESDROP & SURVEILL	0 0	7 0	15 0	0 0	22 0	0 0	0 0	0 0	0 0	0 0	22 0
PEEPING TOM	8 0	52 0	50 0	0 0	110 0	0 0	0 0	0 0	0 0	0 0	110 0
RACKETEERING	1 0	18 0	27 0	0 0	46 0	0 0	11 0	11 0	0 0	22 0	68 0
S/D NARCOTICS OPIATE	12 0	230 0	182 1	0 0	424 0	2 0	51 0	55 1	0 0	108 0	532 0
S/D DEP STIM CNTRF D	27 0	283 1	127 0	0 0	437 0	2 0	70 0	45 1	0 0	117 0	554 0
S/D OF LSD	0 0	20 0	0 0	0 0	20 0	0 0	1 0	0 0	0 0	1 0	21 0
S/D OF MARIJUANA	243 4	1889 4	462 2	0 0	2594 3	19 2	228 2	119 1	0 0	366 1	2960 3
S/D OF ALCOHOLIC IN	3 0	2 0	0 0	0 0	5 0	0 0	0 0	0 0	0 0	0 0	5 0
POSS NARCOTICS OPIAT	48 1	412 1	264 1	0 0	724 1	16 1	110 1	101 1	0 0	227 1	951 1
POSS DEP STIM CNTRF	74 1	817 2	406 1	0 0	1297 1	35 3	325 2	176 2	0 0	536 2	1833 2
POSS OF LSD	1 0	36 0	4 0	0 0	41 0	0 0	2 0	0 0	0 0	2 0	43 0
POSS OF MARIJUANA	194 3	1329 3	442 1	0 0	1965 2	17 1	192 1	82 1	0 0	291 1	2256 2
ILLEGAL POSS/MANF LI	0 0	3 0	4 0	0 0	7 0	0 0	1 0	0 0	0 0	1 0	8 0
ILLEGAL ATTM TO OBT	3 0	47 0	50 0	0 0	100 0	1 0	86 1	71 1	0 0	158 1	258 0
VIOL GA CNTRL SBST A	755 12	8194 16	4155 14	0 0	13104 15	173 14	2241 15	1498 18	0 0	3912 16	17016 15
VIOL DNGROUS DRGS AC	5 0	60 0	33 0	0 0	98 0	1 0	25 0	13 0	0 0	39 0	137 0
UNLWFL MFG/DEL/DIST	8 0	50 0	42 0	0 0	100 0	0 0	9 0	5 0	0 0	14 0	114 0

(continued)

Probationer Statistical Profile

Sample: Active & admin probationers, not in facilities
Act probationers 07/20/2005

Requestor: Nancy Phillips, Statistician

Most serious offense by current age & sex (continued)

Most serious offense	Men					Women					Grand Total %
	age 00-21 %	age 22-39 %	age 40-98 %	age UNKWN %	Men Total %	age 00-21 %	age 22-39 %	age 40-98 %	age UNKWN %	Women Total %	
FURNISH LIQUOR TO MI	0 0	0 0	1 0	0 0	1 0	0 0	0 0	0 0	0 0	0 0	1 0
POSS DRUG RELATED MA	3 0	32 0	27 0	0 0	62 0	0 0	13 0	11 0	0 0	24 0	86 0
S/D CONT SUB PUBLIC	9 0	81 0	22 0	0 0	112 0	1 0	12 0	8 0	0 0	21 0	133 0
S/D CONT SUB SCHOOL	12 0	67 0	11 0	0 0	90 0	0 0	16 0	1 0	0 0	17 0	107 0
S/D COCAINE	156 3	2315 4	987 3	0 0	3458 4	18 1	269 2	237 3	0 0	524 2	3982 4
POSS OF COCAINE	329 5	3980 8	2663 9	0 0	6972 8	40 3	768 5	647 8	0 0	1455 6	8427 7
ATMPT VIOL SUBSTANCE	5 0	130 0	132 0	0 0	267 0	2 0	69 0	73 1	0 0	144 1	411 0
MISC DRUGS TRAFFICKI	5 0	55 0	32 0	0 0	92 0	2 0	15 0	6 0	0 0	23 0	115 0
TRAF COCAINE LESS 20	1 0	84 0	70 0	0 0	155 0	2 0	15 0	16 0	0 0	33 0	188 0
TRAF COCAINE 201-400	1 0	21 0	20 0	0 0	42 0	1 0	3 0	3 0	0 0	7 0	49 0
TRAF COCAINE 401+ GM	0 0	8 0	13 0	0 0	21 0	0 0	0 0	2 0	0 0	2 0	23 0
TRAF NARCOTIC LESS 1	0 0	1 0	1 0	0 0	2 0	0 0	2 0	0 0	0 0	2 0	4 0
TRAF NARCOTIC 15-28	0 0	3 0	1 0	0 0	4 0	0 0	1 0	2 0	0 0	3 0	7 0
TRAF NARCOTIC 29+ GM	0 0	3 0	1 0	0 0	4 0	0 0	0 0	1 0	0 0	1 0	5 0
TRAF MARIJNA 101-200	0 0	17 0	17 0	0 0	34 0	0 0	3 0	2 0	0 0	5 0	39 0
TRAF MARIJNA 2001-10	0 0	3 0	0 0	0 0	3 0	1 0	1 0	1 0	0 0	3 0	6 0
TRAF MARIJNA 10001+	0 0	3 0	1 0	0 0	4 0	0 0	0 0	0 0	0 0	0 0	4 0
TRAF METHAQUALONE< 4	0 0	3 0	7 0	0 0	10 0	0 0	2 0	2 0	0 0	4 0	14 0
TRAF METHAQUALONE>=4	0 0	1 0	3 0	0 0	4 0	0 0	0 0	2 0	0 0	2 0	6 0
TRAF AMPHTMINE 28-19	0 0	13 0	8 0	0 0	21 0	0 0	2 0	2 0	0 0	4 0	25 0
TRAF AMPHTMINE 200-3	1 0	2 0	8 0	0 0	11 0	0 0	0 0	0 0	0 0	0 0	11 0
TRAF AMPHTMINE 400+	0 0	0 0	0 0	0 0	0 0	0 0	1 0	0 0	0 0	1 0	1 0
CNSPIRE TRAFFIC CNTR	2 0	4 0	1 0	0 0	7 0	1 0	2 0	1 0	0 0	4 0	11 0
TRANSACTIONS CNTRFT	0 0	1 0	1 0	0 0	2 0	0 0	1 0	0 0	0 0	1 0	3 0
USE COMM FACLT Y VIO	2 0	5 0	8 0	0 0	15 0	2 0	4 0	4 0	0 0	10 0	25 0
ATT/CONSPRCY COMMT C	0 0	30 0	11 0	0 0	41 0	1 0	11 0	10 0	0 0	22 0	63 0
UNAUTH DIST CONTRLLD	0 0	4 0	3 0	0 0	7 0	0 0	2 0	0 0	0 0	2 0	9 0
ILLGL DIST CONTRLLD	0 0	7 0	9 0	0 0	16 0	0 0	1 0	1 0	0 0	2 0	18 0
VIOL MOTOR VEHICLE L	4 0	122 0	100 0	0 0	226 0	1 0	27 0	16 0	0 0	44 0	270 0
ALTER CAR TITLE	73 1	590 1	405 1	0 0	1068 1	15 1	147 1	91 1	0 0	253 1	1321 1
CHOP SHOP VIOLATION	96 2	1276 2	915 3	0 0	2287 3	29 2	303 2	209 2	0 0	541 2	2828 2
DRVNG HABTL VIOLATOR	419 7	4200 8	2767 9	0 0	7386 8	40 3	715 5	484 6	0 0	1239 5	8625 8
HABIT TRAF VOIL/IMPA	74 1	597 1	390 1	0 0	1061 1	12 1	127 1	95 1	0 0	234 1	1295 1
HABIT TRAF VIOL/OTHE	257 4	1947 4	1008 3	0 0	3212 4	42 3	559 4	301 4	0 0	902 4	4114 4
SELL UNSTAMPED CIG/C	125 2	832 2	470 2	0 0	1427 2	39 3	266 2	178 2	0 0	483 2	1910 2

(continued)

Probationer Statistical Profile

Sample: Active & admin probationers, not in facilities
Act probationers 07/20/2005

Requestor: Nancy Phillips, Statistician

Most serious offense by current age & sex (continued)

Most serious offense	M e n				W o m e n				Grand Total %		
	age 00-21 %	age 22-39 %	age 40-98 %	age UNKWN %	Men Total %	age 00-21 %	age 22-39 %	age 40-98 %		Women Total %	
TAMPER STAMPS	154 2	1217 2	652 2	0 0	2023 2	34 3	340 2	170 2	0 0	544 2	2567 2
COUNTERFEIT STAMPS	217 3	1379 3	846 3	0 0	2442 3	41 3	509 3	288 3	0 0	838 3	3280 3
DSTL ALCOHOL BEVERAG	97 2	1297 2	852 3	0 0	2246 3	30 2	433 3	247 3	0 0	710 3	2956 3
MANUFAC ALTER STAMPS	172 3	679 1	361 1	0 0	1212 1	53 4	292 2	124 1	0 0	469 2	1681 1
POSS UNAUTHORIZED ST	459 7	4103 8	2286 8	0 0	6848 8	72 6	1114 7	707 8	0 0	1893 8	8741 8
POSS CONTRABAND ARTI	82 1	795 2	418 1	0 0	1295 1	18 1	299 2	166 2	0 0	483 2	1778 2
TRNSPRT CONTRABAND A	60 1	597 1	361 1	0 0	1018 1	19 2	216 1	93 1	0 0	328 1	1346 1
CONCEAL CONTRABAND	233 4	1425 3	785 3	0 0	2443 3	43 4	494 3	234 3	0 0	771 3	3214 3
CONVYNCE HANDLE CONT	163 3	1628 3	989 3	0 0	2780 3	25 2	414 3	249 3	0 0	688 3	3468 3
MISC MRALS/PBLIC H/S	33 1	576 1	338 1	0 0	947 1	9 1	128 1	67 1	0 0	204 1	1151 1
VIOL GAME AND FISH L	208 3	1539 3	817 3	0 0	2564 3	42 3	509 3	291 3	0 0	842 3	3406 3
MISC CORRECTIONL INS	136 2	882 2	400 1	0 0	1418 2	26 2	258 2	149 2	0 0	433 2	1851 2
VIOLATN OTHR STATES	167 3	1244 2	620 2	0 0	2031 2	40 3	471 3	241 3	0 0	752 3	2783 2
IMMIGRATION VIOLATIO	367 6	2781 5	1376 5	0 0	4524 5	70 6	735 5	396 5	0 0	1201 5	5725 5
CONSPIRACY	88 1	781 1	433 1	0 0	1302 1	12 1	262 2	105 1	0 0	379 2	1681 1
INTERMARRIAGE CLOSE	122 2	1041 2	567 2	0 0	1730 2	36 3	332 2	187 2	0 0	555 2	2285 2
CRMNL ATMPT	214 3	1803 3	1046 4	0 0	3063 3	22 2	565 4	308 4	0 0	895 4	3958 3
AIRCRAFT HIJACKING	65 1	552 1	269 1	0 0	886 1	14 1	138 1	78 1	0 0	230 1	1116 1
UNAUTH DIST RECRD DE	55 1	351 1	248 1	0 0	654 1	24 2	94 1	78 1	0 0	196 1	850 1
NONPYMT AGR NVL STOR	99 2	830 2	566 2	0 0	1495 2	26 2	280 2	184 2	0 0	490 2	1985 2
CRMNL SOLICITATION	44 1	606 1	384 1	0 0	1034 1	1 0	128 1	108 1	0 0	237 1	1271 1
PARTY TO A CRIME	139 2	1399 3	829 3	0 0	2367 3	23 2	293 2	186 2	0 0	502 2	2869 3
CRMNL TRESPASSING	76 1	502 1	273 1	0 0	851 1	14 1	161 1	96 1	0 0	271 1	1122 1
HIRE JUVENILE SELL D	144 2	843 2	364 1	0 0	1351 2	32 3	269 2	122 1	0 0	423 2	1774 2
GANG PARTICIPATION	70 1	732 1	370 1	0 0	1172 1	18 1	161 1	91 1	0 0	270 1	1442 1
Total reported	10947	91491	51572	0	154010	2149	26054	14735	0	42938	196948
Percent Reported	173.9	171.1	169.6		170.8	174.0	170.9	171.3		171.2	170.9
NOT REPORTED	87	761	527	0	1375	10	275	152	0	437	1812
Total	6295	53462	30403	0	90160	1235	15245	8600	0	25080	115240

Probationer Statistical Profile

Sample: Active & admin probationers, not in facilities
Act probationers 07/20/2005

Requestor: Nancy Phillips, Statistician

Most serious crime type by current age & sex

Crime type	M e n					W o m e n					Grand Total %
	age 00-21	age % 22-39	age % 40-98	age % UNKWN	Men % Total	age 00-21	age % 22-39	age % 40-98	age % UNKWN	Women % Total	
VIOL/PERSN	722 11	8707 16	5855 19	0 0	15284 17	141 11	1843 12	963 11	0 0	2947 12	18231 16
NVIOL/PERS	117 2	683 1	360 1	0 0	1160 1	19 2	72 0	58 1	0 0	149 1	1309 1
PROPERTY	2915 46	16834 31	8155 27	0 0	27904 31	672 54	7848 51	3814 44	0 0	12334 49	40238 35
DRUG SALES	480 8	5214 10	2053 7	0 0	7747 9	52 4	722 5	525 6	0 0	1299 5	9046 8
DRUG POSSN	1421 23	15071 28	8196 27	0 0	24688 27	286 23	3840 25	2678 31	0 0	6804 27	31492 27
ALCOHOL	3 0	6 0	7 0	0 0	16 0	0 0	2 0	1 0	0 0	3 0	19 0
HABIT/DUI	7 0	773 1	1116 4	0 0	1896 2	1 0	68 0	127 1	0 0	196 1	2092 2
SEX OFFEND	332 5	2726 5	2522 8	0 0	5580 6	12 1	124 1	59 1	0 0	195 1	5775 5
OTHER	298 5	3448 6	2139 7	0 0	5885 7	52 4	726 5	375 4	0 0	1153 5	7038 6
Total reported	6295	53462	30403	0	90160	1235	15245	8600	0	25080	115240
Percent Reported	100.0	100.0	100.0		100.0	100.0	100.0	100.0		100.0	100.0
NOT REPORTED	0	0	0	0	0	0	0	0	0	0	0
Total	6295	53462	30403	0	90160	1235	15245	8600	0	25080	115240