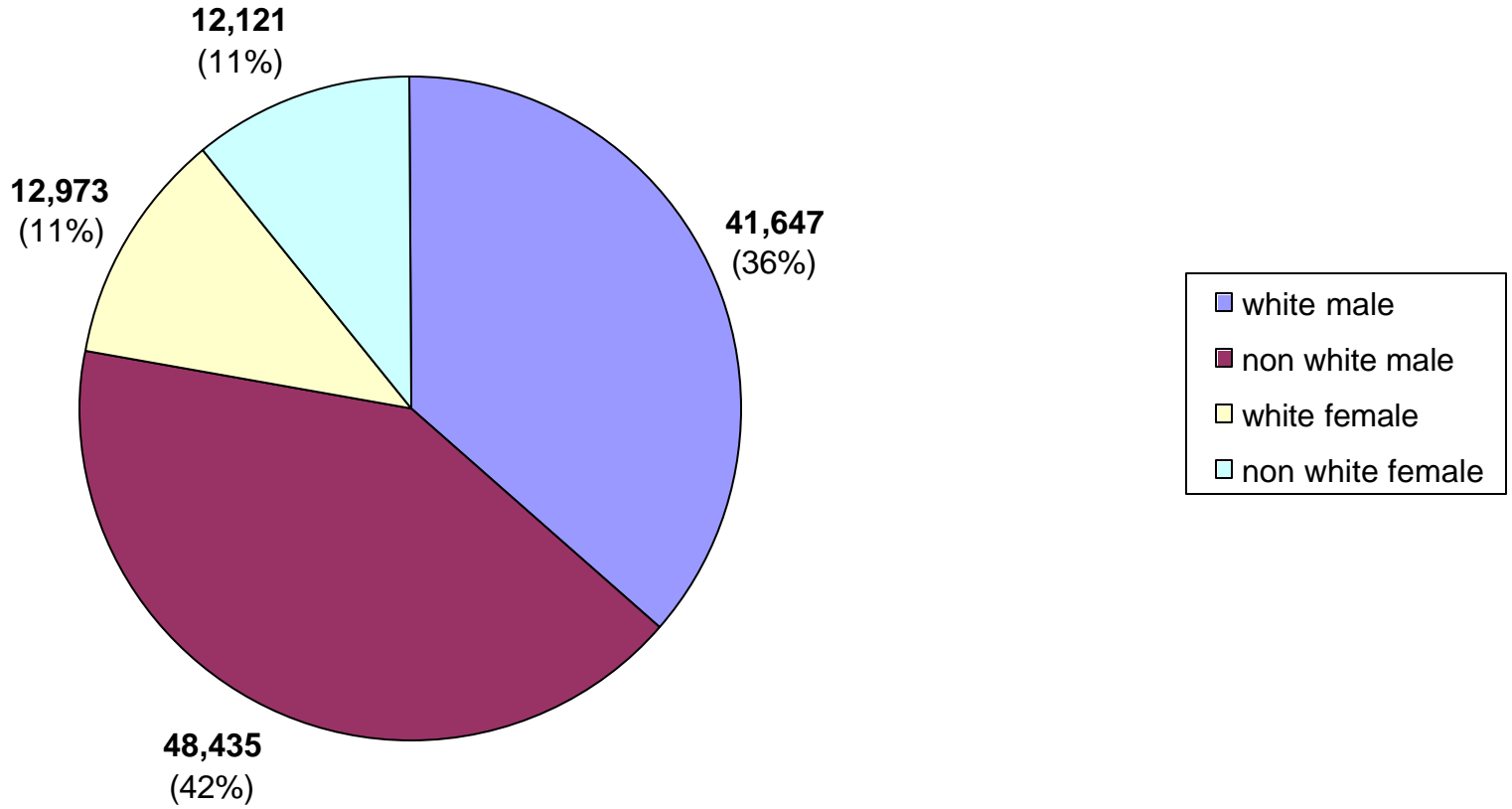
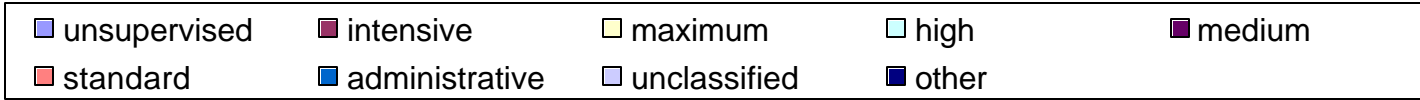
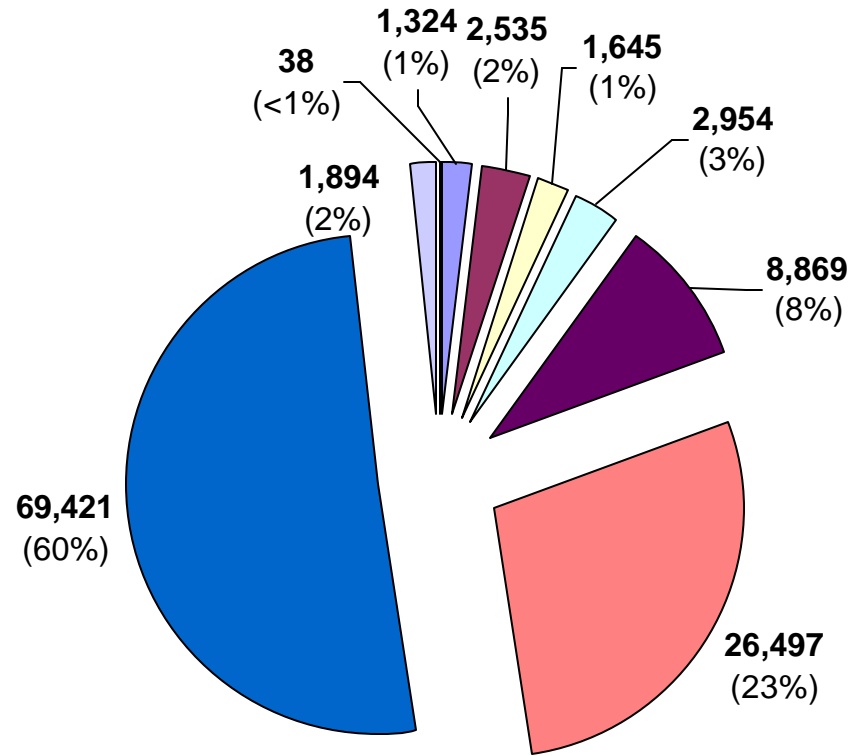


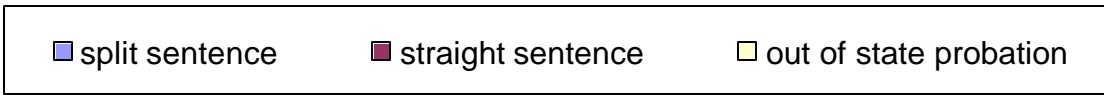
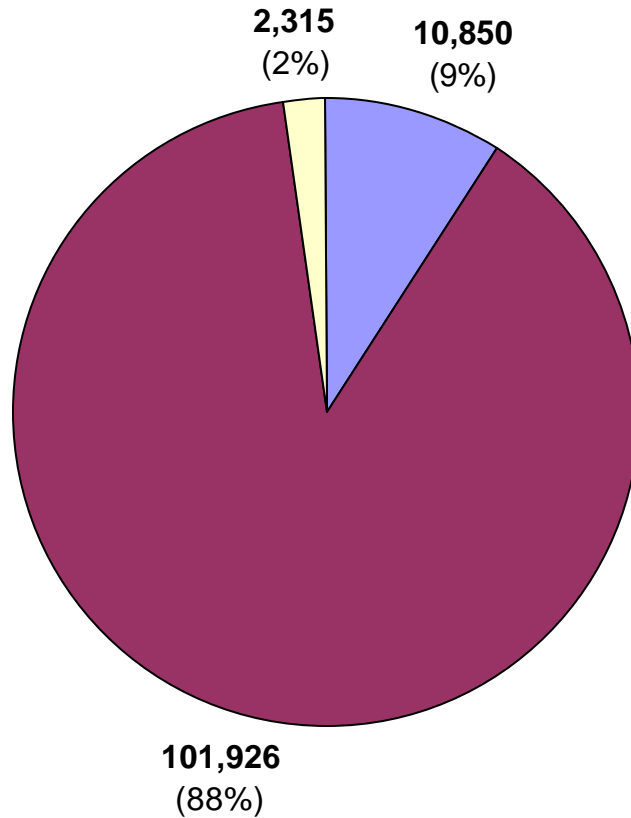
Active Street Probationers by Race & Gender




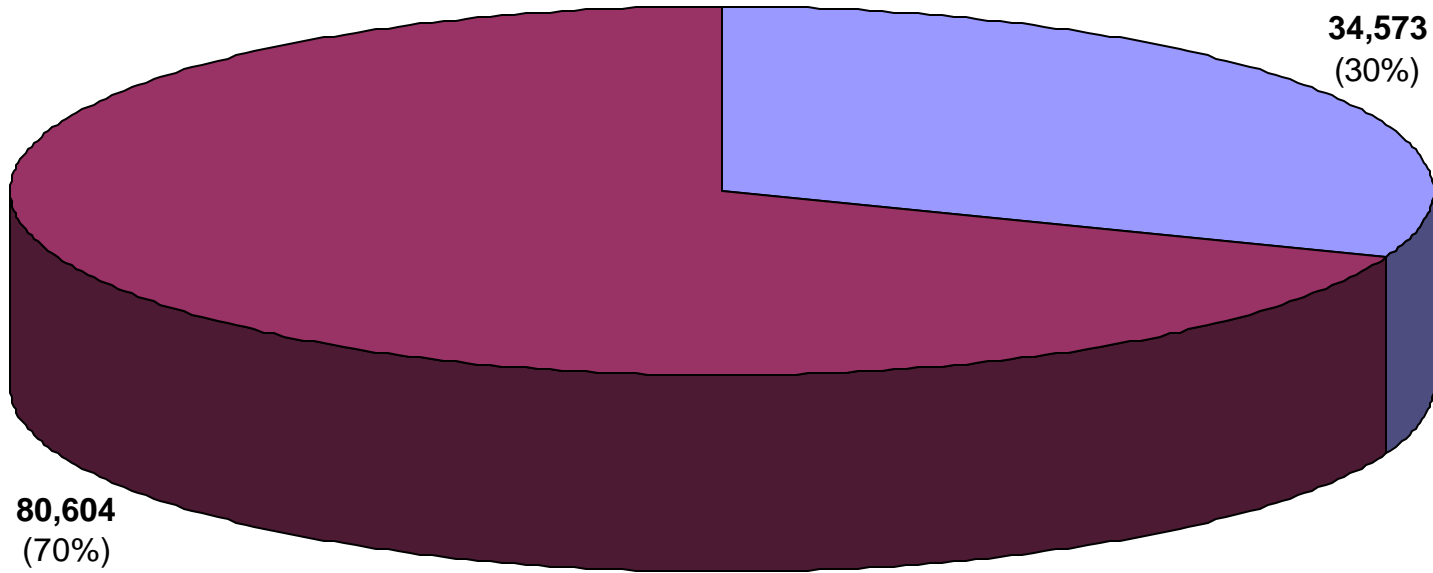
Active Street Probationers by Current Supervision



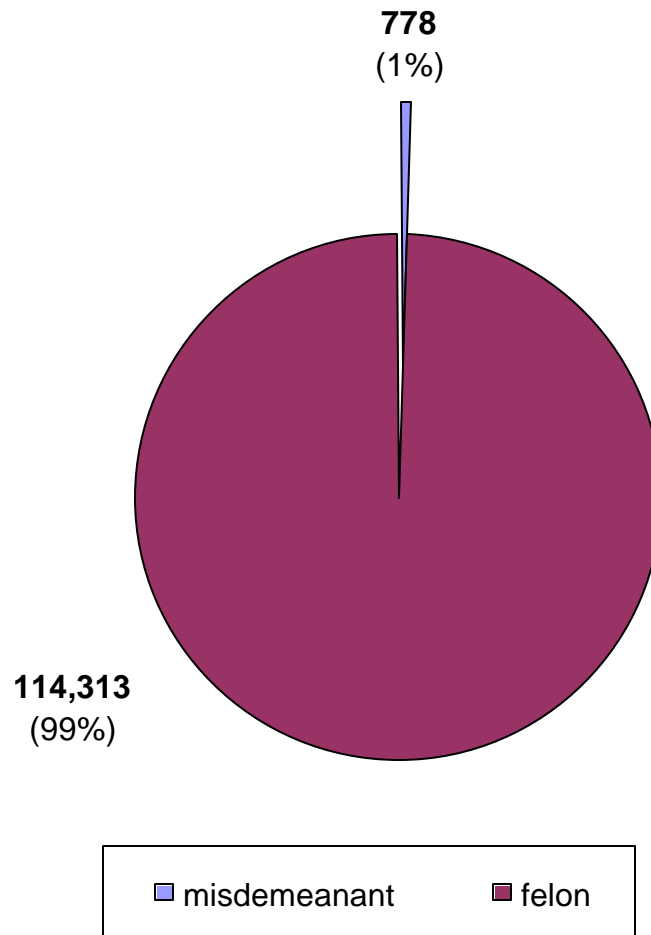
Active Street Probationers by Case Type



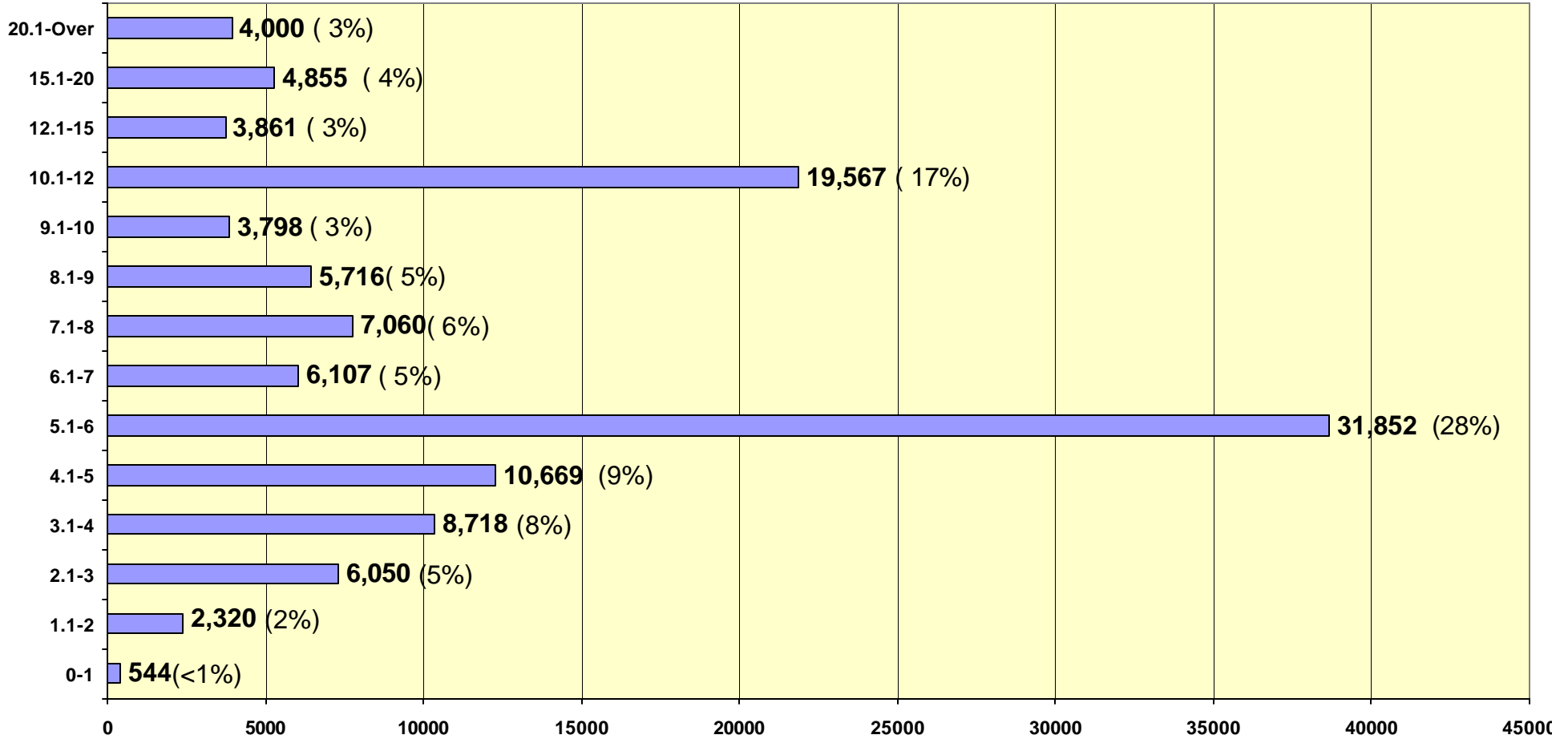
Active Street Probationers by Offender Status



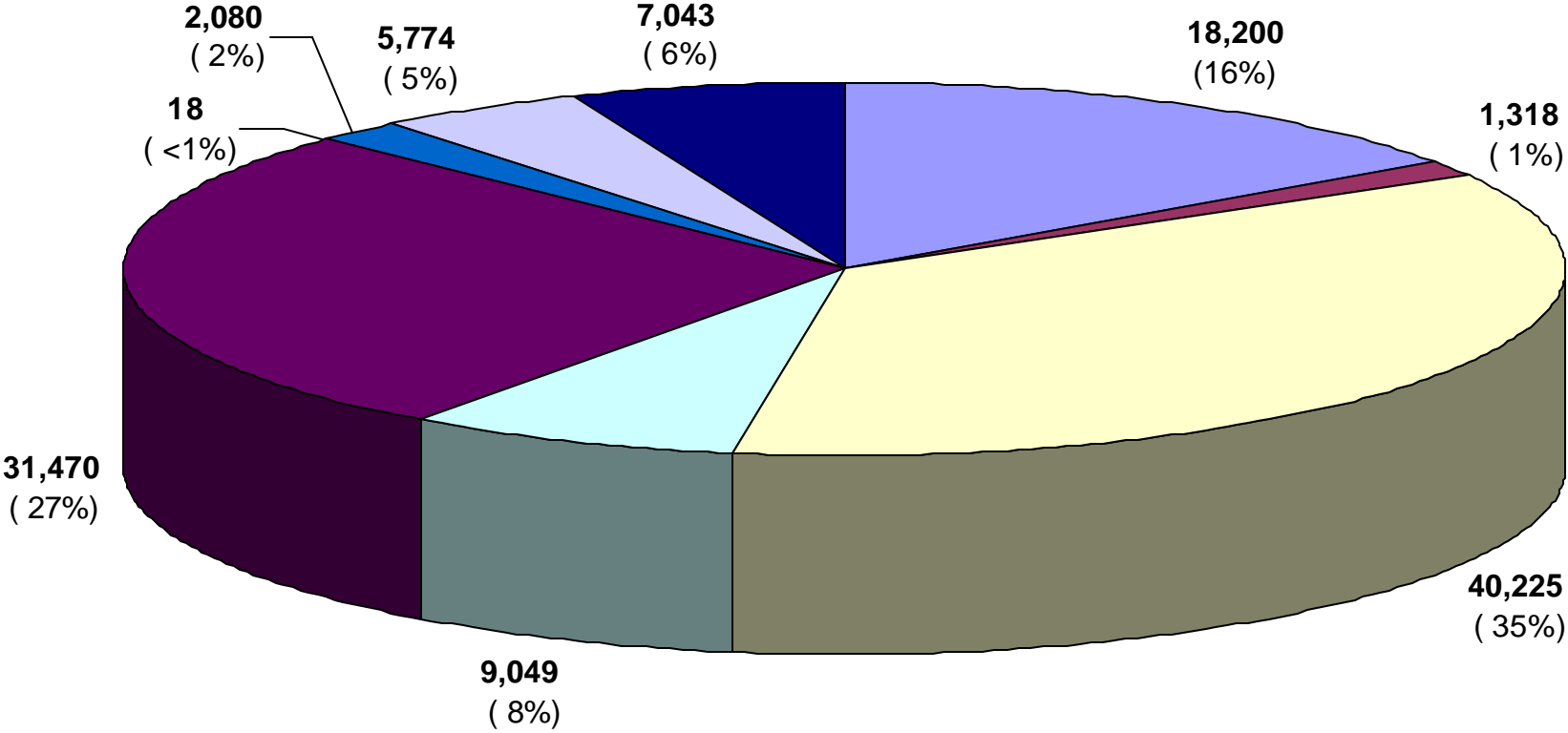
Active Street Probationers by Probationer Type



Active Street Probationers by Sentence Length



Active Street Probationers by Crime Type



- | | | | | |
|-------------|----------------|------------|------------|-----------|
| viol/person | nonviol/person | property | drug sales | drug poss |
| alcohol | habit/dui | sex offend | other | |

Probationer Statistical Profile

Table of contents for Active & admin probationers, not in facilities

Title	Page
-----	----
Race and sex	2
Current supervision type	3
County of conviction	4
Circuit of conviction	9
Circuit of supervision	11
Sentence length in years	13
Time served in years	14
Time left to serve	15
Case type	16
Release type	17
First offender status	18
Type probationer	19
Most serious crime by group	20
Most serious offense	21
Most serious crime type	31

Probationer Statistical Profile

Sample: Active & admin probationers, not in facilities
Act probationers 06/23/2005

Requestor: Nancy Phillips, Statistician

Race and sex by current age & sex

Race and sex	M e n				W o m e n				Grand	
	age 00-21	age 22-39	age 40-98	age UNKWN	Men Total	age 00-21	age 22-39	age 40-98		Women Total
WHITE MALE	2972 45	23509 44	15166 50	0 0	41647 46	0 0	0 0	0 0	0 0	41647 36
NON WHITE MALE	3580 55	29891 56	14964 50	0 0	48435 54	0 0	0 0	0 0	0 0	48435 42
WHITE FEMALE	0 0	0 0	0 0	0 0	0 0	672 52	7523 49	4778 56	0 0	12973 11
NON WHITE FEMALE	0 0	0 0	0 0	0 0	0 0	627 48	7718 51	3776 44	0 0	12121 11
Total reported	6552	53400	30130	0	90082	1299	15241	8554	0	115176
Percent Reported	100.0	100.0	100.0		100.0	100.0	100.0	100.0		100.0
NOT REPORTED	0	0	1	0	1	0	0	0	0	1
Total	6552	53400	30131	0	90083	1299	15241	8554	0	115177
AVERAGE W-AGE	20.10	29.66	48.04	.00	35.11	20.18	30.34	46.61	.00	35.17

*** Average age excludes missing dates of birth

Probationer Statistical Profile

Sample: Active & admin probationers, not in facilities
Act probationers 06/23/2005

Requestor: Nancy Phillips, Statistician

Current supervision type by current age & sex

Curr supv type	M e n					W o m e n					Grand Total %
	age 00-21	age 22-39	age 40-98	age UNKWN	Men Total %	age 00-21	age 22-39	age 40-98	age UNKWN	Women Total %	
UNSUPERVISED	18 0	587 1	542 2	0 0	1147 1	1 0	85 1	91 1	0 0	177 1	1324 1
WARRANT	0 0	1 0	0 0	0 0	1 0	0 0	0 0	0 0	0 0	0 0	1 0
BC AFTERCARE	0 0	0 0	0 0	0 0	0 0	0 0	0 0	0 0	0 0	0 0	0 0
HOME CONFINEMENT	0 0	1 0	0 0	0 0	1 0	0 0	0 0	0 0	0 0	0 0	1 0
INTENSIVE	347 5	1198 2	504 2	0 0	2049 2	41 3	296 2	149 2	0 0	486 2	2535 2
MAXIMUM	57 1	762 1	618 2	0 0	1437 2	7 1	104 1	97 1	0 0	208 1	1645 1
HIGH	203 3	1462 3	872 3	0 0	2537 3	13 1	243 2	161 2	0 0	417 2	2954 3
MEDIUM	707 11	4248 8	2385 8	0 0	7340 8	97 7	965 6	467 5	0 0	1529 6	8869 8
STANDARD	2730 42	11004 21	6329 21	0 0	20063 22	706 54	3919 26	1809 21	0 0	6434 26	26497 23
ADMINISTRATIVE	2367 36	33139 62	18372 61	0 0	53878 60	420 32	9438 62	5685 66	0 0	15543 62	69421 60
FINANCIAL	0 0	0 0	36 0	0 0	36 0	0 0	0 0	0 0	0 0	0 0	36 0
OBSOLETE CODES	0 0	0 0	0 0	0 0	0 0	0 0	0 0	0 0	0 0	0 0	0 0
UNCLASSIFIED	123 2	998 2	473 2	0 0	1594 2	14 1	191 1	95 1	0 0	300 1	1894 2
Total reported	6552	53400	30131	0	90083	1299	15241	8554	0	25094	115177
Percent Reported	100.0	100.0	100.0		100.0	100.0	100.0	100.0		100.0	100.0
NOT REPORTED	0	0	0	0	0	0	0	0	0	0	0
Total	6552	53400	30131	0	90083	1299	15241	8554	0	25094	115177

Probationer Statistical Profile

Sample: Active & admin probationers, not in facilities
Act probationers 06/23/2005

Requestor: Nancy Phillips, Statistician

County of conviction by current age & sex

County	M e n				W o m e n				Grand %		
	age 00-21	age % 22-39	age % 40-98	age % UNKWN	Men % Total	age 00-21	age % 22-39	age % 40-98		age % UNKWN	Women % Total
Appling	13 0	130 0	60 0	0 0	203 0	4 0	30 0	7 0	0 0	41 0	244 0
Atkinson	13 0	69 0	42 0	0 0	124 0	1 0	19 0	8 0	0 0	28 0	152 0
Bacon	11 0	52 0	41 0	0 0	104 0	3 0	9 0	8 0	0 0	20 0	124 0
Baker	2 0	27 0	17 0	0 0	46 0	0 0	1 0	3 0	0 0	4 0	50 0
Baldwin	57 1	488 1	270 1	0 0	815 1	7 1	118 1	70 1	0 0	195 1	1010 1
Banks	8 0	105 0	76 0	0 0	189 0	0 0	43 0	23 0	0 0	66 0	255 0
Barrow	34 1	266 0	189 1	0 0	489 1	6 0	94 1	70 1	0 0	170 1	659 1
Bartow	57 1	885 2	561 2	0 0	1503 2	19 1	290 2	137 2	0 0	446 2	1949 2
Ben Hill	14 0	161 0	106 0	0 0	281 0	3 0	62 0	27 0	0 0	92 0	373 0
Berrien	20 0	117 0	90 0	0 0	227 0	10 1	34 0	16 0	0 0	60 0	287 0
Bibb	163 2	1483 3	843 3	0 0	2489 3	21 2	460 3	245 3	0 0	726 3	3215 3
Bleckley	26 0	114 0	58 0	0 0	198 0	4 0	42 0	16 0	0 0	62 0	260 0
Brantley	7 0	48 0	42 0	0 0	97 0	5 0	17 0	6 0	0 0	28 0	125 0
Brooks	17 0	133 0	43 0	0 0	193 0	4 0	19 0	12 0	0 0	35 0	228 0
Bryan	18 0	98 0	42 0	0 0	158 0	1 0	18 0	11 0	0 0	30 0	188 0
Bulloch	66 1	444 1	151 1	0 0	661 1	21 2	128 1	44 1	0 0	193 1	854 1
Burke	29 0	116 0	52 0	0 0	197 0	2 0	28 0	16 0	0 0	46 0	243 0
Butts	14 0	179 0	115 0	0 0	308 0	5 0	46 0	26 0	0 0	77 0	385 0
Calhoun	2 0	70 0	35 0	0 0	107 0	0 0	12 0	11 0	0 0	23 0	130 0
Camden	36 1	236 0	99 0	0 0	371 0	3 0	53 0	30 0	0 0	86 0	457 0
Candler	3 0	65 0	29 0	0 0	97 0	0 0	25 0	15 0	0 0	40 0	137 0
Carroll	65 1	411 1	211 1	0 0	687 1	9 1	130 1	74 1	0 0	213 1	900 1
Catoosa	54 1	321 1	162 1	0 0	537 1	17 1	113 1	64 1	0 0	194 1	731 1
Charlton	5 0	43 0	27 0	0 0	75 0	1 0	9 0	7 0	0 0	17 0	92 0
Chatham	214 3	1544 3	806 3	0 0	2564 3	44 3	511 3	292 3	0 0	847 3	3411 3
Chattahoochee	3 0	17 0	16 0	0 0	36 0	0 0	10 0	2 0	0 0	12 0	48 0
Chattooga	12 0	209 0	115 0	0 0	336 0	9 1	56 0	36 0	0 0	101 0	437 0
Cherokee	128 2	824 2	465 2	0 0	1417 2	40 3	265 2	176 2	0 0	481 2	1898 2
Clarke	84 1	510 1	254 1	0 0	848 1	8 1	138 1	67 1	0 0	213 1	1061 1
Clay	3 0	45 0	23 0	0 0	71 0	1 0	7 0	5 0	0 0	13 0	84 0
Clayton	176 3	676 1	362 1	0 0	1214 1	55 4	293 2	124 1	0 0	472 2	1686 1
Clinch	11 0	105 0	67 0	0 0	183 0	2 0	30 0	16 0	0 0	48 0	231 0
Cobb	468 7	4112 8	2265 8	0 0	6845 8	75 6	1116 7	705 8	0 0	1896 8	8741 8
Coffee	12 0	244 0	120 0	0 0	376 0	2 0	52 0	35 0	0 0	89 0	465 0

(continued)

Probationer Statistical Profile

Sample: Active & admin probationers, not in facilities
Act probationers 06/23/2005

Requestor: Nancy Phillips, Statistician

County of conviction by current age & sex (continued)

County	M e n					W o m e n					Grand Total %
	age 00-21	age % 22-39	age % 40-98	age % UNKWN	Men % Total	age 00-21	age % 22-39	age % 40-98	age % UNKWN	Women % Total	
Colquit	46 1	407 1	185 1	0 0	638 1	10 1	98 1	35 0	0 0	143 1	781 1
Columbia	63 1	314 1	125 0	0 0	502 1	5 0	80 1	55 1	0 0	140 1	642 1
Cook	24 0	214 0	141 0	0 0	379 0	2 0	46 0	39 0	0 0	87 0	466 0
Coweta	73 1	389 1	212 1	0 0	674 1	16 1	143 1	62 1	0 0	221 1	895 1
Crawford	14 0	49 0	26 0	0 0	89 0	1 0	7 0	10 0	0 0	18 0	107 0
Crisp	29 0	258 0	154 1	0 0	441 0	12 1	107 1	35 0	0 0	154 1	595 1
Dade	17 0	156 0	87 0	0 0	260 0	2 0	62 0	26 0	0 0	90 0	350 0
Dawson	10 0	126 0	81 0	0 0	217 0	7 1	43 0	33 0	0 0	83 0	300 0
Decatur	26 0	284 1	186 1	0 0	496 1	5 0	105 1	51 1	0 0	161 1	657 1
DeKalb	300 5	2145 4	1172 4	0 0	3617 4	61 5	663 4	295 3	0 0	1019 4	4636 4
Dodge	13 0	119 0	74 0	0 0	206 0	6 0	38 0	20 0	0 0	64 0	270 0
Dooly	13 0	136 0	73 0	0 0	222 0	3 0	30 0	25 0	0 0	58 0	280 0
Dougherty	174 3	1664 3	998 3	0 0	2836 3	27 2	411 3	243 3	0 0	681 3	3517 3
Douglas	123 2	1252 2	796 3	0 0	2171 2	40 3	486 3	260 3	0 0	786 3	2957 3
Early	19 0	162 0	91 0	0 0	272 0	2 0	42 0	20 0	0 0	64 0	336 0
Echols	0 0	10 0	15 0	0 0	25 0	1 0	0 0	1 0	0 0	2 0	27 0
Effingham	47 1	188 0	95 0	0 0	330 0	6 0	69 0	40 0	0 0	115 0	445 0
Elbert	11 0	134 0	105 0	0 0	250 0	0 0	27 0	30 0	0 0	57 0	307 0
Emanuel	19 0	115 0	58 0	0 0	192 0	5 0	26 0	16 0	0 0	47 0	239 0
Evans	7 0	58 0	31 0	0 0	96 0	3 0	11 0	7 0	0 0	21 0	117 0
Fannin	12 0	123 0	113 0	0 0	248 0	2 0	45 0	25 0	0 0	72 0	320 0
Fayette	48 1	361 1	162 1	0 0	571 1	7 1	134 1	74 1	0 0	215 1	786 1
Floyd	73 1	870 2	590 2	0 0	1533 2	27 2	313 2	192 2	0 0	532 2	2065 2
Forsyth	50 1	323 1	195 1	0 0	568 1	5 0	81 1	57 1	0 0	143 1	711 1
Franklin	15 0	137 0	98 0	0 0	250 0	0 0	35 0	26 0	0 0	61 0	311 0
Fulton	438 7	3810 7	2080 7	0 0	6328 7	46 4	686 5	410 5	0 0	1142 5	7470 6
Gilmer	18 0	198 0	142 0	0 0	358 0	3 0	62 0	42 0	0 0	107 0	465 0
Glascocock	2 0	10 0	6 0	0 0	18 0	0 0	2 0	1 0	0 0	3 0	21 0
Glynn	59 1	530 1	278 1	0 0	867 1	14 1	164 1	89 1	0 0	267 1	1134 1
Gordon	46 1	399 1	287 1	0 0	732 1	13 1	149 1	106 1	0 0	268 1	1000 1
Grady	21 0	228 0	132 0	0 0	381 0	2 0	48 0	34 0	0 0	84 0	465 0
Greene	13 0	209 0	74 0	0 0	296 0	0 0	37 0	18 0	0 0	55 0	351 0
Gwinnett	386 6	2771 5	1360 5	0 0	4517 5	75 6	735 5	398 5	0 0	1208 5	5725 5
Habersham	22 0	151 0	87 0	0 0	260 0	10 1	43 0	30 0	0 0	83 0	343 0
Hall	91 1	700 1	468 2	0 0	1259 1	22 2	237 2	149 2	0 0	408 2	1667 1

(continued)

Probationer Statistical Profile

Sample: Active & admin probationers, not in facilities
Act probationers 06/23/2005

Requestor: Nancy Phillips, Statistician

County of conviction by current age & sex (continued)

County	M e n				Men % Total	W o m e n				Women % Total	Grand % Total
	age 00-21	age % 22-39	age % 40-98	age % UNKWN		age 00-21	age % 22-39	age % 40-98	age % UNKWN		
Hancock	10 0	64 0	41 0	0 0	115 0	0 0	10 0	6 0	0 0	16 0	131 0
Haralson	18 0	164 0	144 0	0 0	326 0	3 0	36 0	28 0	0 0	67 0	393 0
Harris	23 0	104 0	69 0	0 0	196 0	1 0	20 0	12 0	0 0	33 0	229 0
Hart	3 0	130 0	64 0	0 0	197 0	0 0	30 0	21 0	0 0	51 0	248 0
Heard	2 0	40 0	25 0	0 0	67 0	0 0	10 0	7 0	0 0	17 0	84 0
Henry	132 2	873 2	387 1	0 0	1392 2	27 2	254 2	144 2	0 0	425 2	1817 2
Houston	91 1	748 1	422 1	0 0	1261 1	12 1	263 2	96 1	0 0	371 1	1632 1
Irwin	16 0	80 0	69 0	0 0	165 0	1 0	12 0	7 0	0 0	20 0	185 0
Jackson	45 1	344 1	230 1	0 0	619 1	2 0	114 1	51 1	0 0	167 1	786 1
Jasper	14 0	81 0	58 0	0 0	153 0	2 0	13 0	16 0	0 0	31 0	184 0
Jeff Davis	12 0	101 0	59 0	0 0	172 0	4 0	15 0	11 0	0 0	30 0	202 0
Jefferson	11 0	121 0	56 0	0 0	188 0	1 0	17 0	11 0	0 0	29 0	217 0
Jenkins	13 0	85 0	43 0	0 0	141 0	2 0	21 0	6 0	0 0	29 0	170 0
Johnson	4 0	72 0	30 0	0 0	106 0	1 0	10 0	10 0	0 0	21 0	127 0
Jones	23 0	197 0	127 0	0 0	347 0	6 0	39 0	25 0	0 0	70 0	417 0
Lamar	8 0	187 0	84 0	0 0	279 0	5 0	37 0	18 0	0 0	60 0	339 0
Lanier	10 0	81 0	58 0	0 0	149 0	2 0	13 0	11 0	0 0	26 0	175 0
Laurens	26 0	391 1	221 1	0 0	638 1	8 1	86 1	41 0	0 0	135 1	773 1
Lee	15 0	212 0	130 0	0 0	357 0	7 1	35 0	16 0	0 0	58 0	415 0
Liberty	20 0	177 0	61 0	0 0	258 0	3 0	52 0	24 0	0 0	79 0	337 0
Lincoln	5 0	67 0	37 0	0 0	109 0	1 0	7 0	11 0	0 0	19 0	128 0
Long	7 0	39 0	27 0	0 0	73 0	1 0	7 0	8 0	0 0	16 0	89 0
Lowndes	147 2	1142 2	519 2	0 0	1808 2	29 2	299 2	148 2	0 0	476 2	2284 2
Lumpkin	9 0	158 0	108 0	0 0	275 0	4 0	42 0	28 0	0 0	74 0	349 0
Macon	8 0	121 0	123 0	0 0	252 0	0 0	16 0	16 0	0 0	32 0	284 0
Madison	15 0	123 0	82 0	0 0	220 0	2 0	29 0	22 0	0 0	53 0	273 0
Marion	11 0	48 0	30 0	0 0	89 0	0 0	8 0	7 0	0 0	15 0	104 0
McDuffie	20 0	163 0	78 0	0 0	261 0	6 0	35 0	21 0	0 0	62 0	323 0
McIntosh	13 0	64 0	44 0	0 0	121 0	2 0	19 0	13 0	0 0	34 0	155 0
Meriwether	27 0	137 0	99 0	0 0	263 0	4 0	39 0	21 0	0 0	64 0	327 0
Miller	10 0	95 0	44 0	0 0	149 0	3 0	11 0	8 0	0 0	22 0	171 0
Mitchell	26 0	277 1	119 0	0 0	422 0	1 0	74 0	31 0	0 0	106 0	528 0
Monroe	16 0	139 0	88 0	0 0	243 0	2 0	50 0	15 0	0 0	67 0	310 0
Montgomery	7 0	65 0	31 0	0 0	103 0	0 0	17 0	10 0	0 0	27 0	130 0
Morgan	7 0	115 0	75 0	0 0	197 0	2 0	16 0	13 0	0 0	31 0	228 0

(continued)

Probationer Statistical Profile

Sample: Active & admin probationers, not in facilities
Act probationers 06/23/2005

Requestor: Nancy Phillips, Statistician

County of conviction by current age & sex (continued)

County	M e n					W o m e n					Grand Total %
	age 00-21 %	age 22-39 %	age 40-98 %	age UNKWN %	Men Total %	age 00-21 %	age 22-39 %	age 40-98 %	age UNKWN %	Women Total %	
Murray	17 0	173 0	68 0	0 0	258 0	1 0	37 0	19 0	0 0	57 0	315 0
Muscogee	176 3	1114 2	661 2	0 0	1951 2	39 3	466 3	252 3	0 0	757 3	2708 2
Newton	50 1	670 1	491 2	0 0	1211 1	16 1	172 1	129 2	0 0	317 1	1528 1
Oconee	11 0	51 0	33 0	0 0	95 0	0 0	17 0	13 0	0 0	30 0	125 0
Oglethorpe	4 0	74 0	37 0	0 0	115 0	0 0	9 0	6 0	0 0	15 0	130 0
Paulding	56 1	377 1	212 1	0 0	645 1	8 1	78 1	60 1	0 0	146 1	791 1
Peach	32 0	151 0	77 0	0 0	260 0	0 0	37 0	15 0	0 0	52 0	312 0
Pickens	7 0	121 0	97 0	0 0	225 0	2 0	45 0	31 0	0 0	78 0	303 0
Pierce	1 0	43 0	20 0	0 0	64 0	1 0	12 0	12 0	0 0	25 0	89 0
Pike	4 0	49 0	27 0	0 0	80 0	1 0	8 0	5 0	0 0	14 0	94 0
Polk	18 0	303 1	220 1	0 0	541 1	2 0	60 0	56 1	0 0	118 0	659 1
Pulaski	16 0	59 0	29 0	0 0	104 0	2 0	16 0	17 0	0 0	35 0	139 0
Putnam	15 0	165 0	126 0	0 0	306 0	4 0	39 0	24 0	0 0	67 0	373 0
Quitman	4 0	29 0	16 0	0 0	49 0	1 0	6 0	5 0	0 0	12 0	61 0
Rabun	11 0	74 0	54 0	0 0	139 0	6 0	16 0	22 0	0 0	44 0	183 0
Randolph	9 0	101 0	52 0	0 0	162 0	0 0	32 0	17 0	0 0	49 0	211 0
Richmond	174 3	1374 3	649 2	0 0	2197 2	35 3	442 3	220 3	0 0	697 3	2894 3
Rockdale	47 1	327 1	159 1	0 0	533 1	10 1	123 1	50 1	0 0	183 1	716 1
Schley	4 0	52 0	39 0	0 0	95 0	0 0	15 0	4 0	0 0	19 0	114 0
Screven	21 0	121 0	71 0	0 0	213 0	3 0	49 0	31 0	0 0	83 0	296 0
Seminole	12 0	129 0	79 0	0 0	220 0	4 0	31 0	13 0	0 0	48 0	268 0
Spalding	75 1	483 1	238 1	0 0	796 1	23 2	206 1	110 1	0 0	339 1	1135 1
Stephens	23 0	113 0	101 0	0 0	237 0	10 1	39 0	29 0	0 0	78 0	315 0
Stewart	3 0	70 0	47 0	0 0	120 0	0 0	12 0	11 0	0 0	23 0	143 0
Sumter	48 1	512 1	382 1	0 0	942 1	7 1	136 1	94 1	0 0	237 1	1179 1
Talbot	3 0	31 0	31 0	0 0	65 0	0 0	2 0	5 0	0 0	7 0	72 0
Taliaferro	4 0	20 0	8 0	0 0	32 0	0 0	2 0	3 0	0 0	5 0	37 0
Tattnall	11 0	75 0	54 0	0 0	140 0	2 0	15 0	15 0	0 0	32 0	172 0
Taylor	13 0	72 0	40 0	0 0	125 0	3 0	11 0	4 0	0 0	18 0	143 0
Telfair	11 0	119 0	47 0	0 0	177 0	3 0	41 0	24 0	0 0	68 0	245 0
Terrell	16 0	165 0	58 0	0 0	239 0	8 1	33 0	21 0	0 0	62 0	301 0
Thomas	79 1	661 1	340 1	0 0	1080 1	9 1	186 1	90 1	0 0	285 1	1365 1
Tift	30 0	356 1	207 1	0 0	593 1	3 0	83 1	53 1	0 0	139 1	732 1
Toombs	19 0	143 0	73 0	0 0	235 0	4 0	49 0	27 0	0 0	80 0	315 0
Towns	2 0	42 0	25 0	0 0	69 0	0 0	10 0	8 0	0 0	18 0	87 0

(continued)

Probationer Statistical Profile

Sample: Active & admin probationers, not in facilities
Act probationers 06/23/2005

Requestor: Nancy Phillips, Statistician

County of conviction by current age & sex (continued)

County	M e n					W o m e n					Grand Total %
	age 00-21 %	age 22-39 %	age 40-98 %	age UNKWN %	Men Total %	age 00-21 %	age 22-39 %	age 40-98 %	age UNKWN %	Women Total %	
Treutlen	5 0	63 0	40 0	0 0	108 0	1 0	12 0	11 0	0 0	24 0	132 0
Troup	74 1	437 1	234 1	0 0	745 1	17 1	164 1	68 1	0 0	249 1	994 1
Turner	10 0	94 0	42 0	0 0	146 0	1 0	13 0	9 0	0 0	23 0	169 0
Twiggs	4 0	45 0	37 0	0 0	86 0	0 0	18 0	6 0	0 0	24 0	110 0
Union	11 0	75 0	44 0	0 0	130 0	2 0	23 0	18 0	0 0	43 0	173 0
Upson	25 0	194 0	72 0	0 0	291 0	4 0	58 0	22 0	0 0	84 0	375 0
Walker	47 1	353 1	201 1	0 0	601 1	8 1	107 1	64 1	0 0	179 1	780 1
Walton	50 1	609 1	420 1	0 0	1079 1	14 1	129 1	83 1	0 0	226 1	1305 1
Ware	31 0	194 0	139 0	0 0	364 0	6 0	59 0	41 0	0 0	106 0	470 0
Warren	2 0	43 0	27 0	0 0	72 0	2 0	2 0	0 0	0 0	4 0	76 0
Washington	14 0	101 0	51 0	0 0	166 0	4 0	24 0	8 0	0 0	36 0	202 0
Wayne	39 1	197 0	145 0	0 0	381 0	9 1	77 1	37 0	0 0	123 0	504 0
Webster	9 0	28 0	37 0	0 0	74 0	0 0	8 0	3 0	0 0	11 0	85 0
Wheeler	2 0	28 0	27 0	0 0	57 0	2 0	6 0	8 0	0 0	16 0	73 0
White	6 0	116 0	88 0	0 0	210 0	1 0	35 0	21 0	0 0	57 0	267 0
Whitfield	67 1	616 1	341 1	0 0	1024 1	18 1	258 2	143 2	0 0	419 2	1443 1
Wilcox	7 0	44 0	28 0	0 0	79 0	2 0	10 0	5 0	0 0	17 0	96 0
Wilkes	10 0	90 0	53 0	0 0	153 0	1 0	18 0	15 0	0 0	34 0	187 0
Wilkinson	7 0	70 0	48 0	0 0	125 0	3 0	14 0	12 0	0 0	29 0	154 0
Worth	12 0	164 0	103 0	0 0	279 0	0 0	24 0	21 0	0 0	45 0	324 0
Out of state	103 2	1065 2	572 2	0 0	1740 2	31 2	348 2	171 2	0 0	550 2	2290 2
Total reported	6552	53397	30130	0	90079	1299	15241	8552	0	25092	115171
Percent Reported	100.0	100.0	100.0		100.0	100.0	100.0	100.0		100.0	100.0
Not reported	0	3	1	0	4	0	0	2	0	2	6
Total	6552	53400	30131	0	90083	1299	15241	8554	0	25094	115177

Probationer Statistical Profile

Sample: Active & admin probationers, not in facilities
Act probationers 06/23/2005

Requestor: Nancy Phillips, Statistician

Circuit of conviction by current age & sex

Circuit of conv	M e n					W o m e n					Grand %
	age 00-21	age 22-39	age 40-98	age UNKWN	Men % Total	age 00-21	age 22-39	age 40-98	age UNKWN	Women % Total	
Alapaha	78 1	587 1	399 1	0 0	1064 1	17 1	142 1	90 1	0 0	249 1	1313 1
Alcovy	100 2	1280 2	911 3	0 0	2291 3	30 2	301 2	213 3	0 0	544 2	2835 3
Atlanta	439 7	4192 8	2731 9	0 0	7362 8	46 4	704 5	481 6	0 0	1231 5	8593 8
Atlantic	76 1	601 1	383 1	0 0	1060 1	12 1	128 1	93 1	0 0	233 1	1293 1
Augusta	266 4	1944 4	996 3	0 0	3206 4	42 3	559 4	302 4	0 0	903 4	4109 4
Blue Ridge	128 2	824 2	465 2	0 0	1417 2	40 3	265 2	176 2	0 0	481 2	1898 2
Brunswick	159 2	1194 2	641 2	0 0	1994 2	34 3	339 2	175 2	0 0	548 2	2542 2
Chattahoochee	229 4	1386 3	847 3	0 0	2462 3	43 3	517 3	282 3	0 0	842 3	3304 3
Cherokee	103 2	1284 2	849 3	0 0	2236 3	32 3	439 3	243 3	0 0	714 3	2950 3
Clayton	176 3	675 1	360 1	0 0	1211 1	55 4	291 2	123 1	0 0	469 2	1680 1
Cobb	468 7	4107 8	2265 8	0 0	6840 8	75 6	1115 7	703 8	0 0	1893 8	8733 8
Conasauga	85 1	792 2	413 1	0 0	1290 1	19 1	297 2	164 2	0 0	480 2	1770 2
Cordele	63 1	601 1	361 1	0 0	1025 1	20 2	212 1	94 1	0 0	326 1	1351 1
Coweta	241 4	1416 3	781 3	0 0	2438 3	46 4	486 3	232 3	0 0	764 3	3202 3
Dougherty	174 3	1664 3	998 3	0 0	2836 3	27 2	411 3	243 3	0 0	681 3	3517 3
Dublin	39 1	573 1	336 1	0 0	948 1	10 1	126 1	69 1	0 0	205 1	1153 1
Eastern	214 3	1544 3	805 3	0 0	2563 3	44 3	510 3	291 3	0 0	845 3	3408 3
Flint	133 2	882 2	393 1	0 0	1408 2	27 2	260 2	146 2	0 0	433 2	1841 2
Griffin	174 3	1249 2	617 2	0 0	2040 2	39 3	477 3	241 3	0 0	757 3	2797 2
Gwinnett	386 6	2770 5	1360 5	0 0	4516 5	75 6	735 5	398 5	0 0	1208 5	5724 5
Houston	94 1	782 1	434 1	0 0	1310 1	12 1	275 2	102 1	0 0	389 2	1699 2
Lookout Mountain	130 2	1039 2	565 2	0 0	1734 2	36 3	338 2	190 2	0 0	564 2	2298 2
Macon	222 3	1787 3	1039 4	0 0	3048 3	23 2	560 4	303 4	0 0	886 4	3934 3
Middle	66 1	546 1	267 1	0 0	879 1	14 1	141 1	77 1	0 0	232 1	1111 1
Mountain	56 1	354 1	243 1	0 0	653 1	26 2	98 1	81 1	0 0	205 1	858 1
Northeastern	101 2	827 2	549 2	0 0	1477 2	29 2	280 2	182 2	0 0	491 2	1968 2
Northern	48 1	606 1	392 1	0 0	1046 1	2 0	131 1	109 1	0 0	242 1	1288 1
Ocmulgee	151 2	1396 3	822 3	0 0	2369 3	25 2	291 2	184 2	0 0	500 2	2869 3
Oconee	78 1	508 1	269 1	0 0	855 1	17 1	160 1	96 1	0 0	273 1	1128 1
Ogeechee	147 2	838 2	360 1	0 0	1345 2	32 3	267 2	121 1	0 0	420 2	1765 2
Pataula	73 1	728 1	363 1	0 0	1164 1	19 1	162 1	89 1	0 0	270 1	1434 1
Piedmont	91 1	751 1	516 2	0 0	1358 2	10 1	265 2	150 2	0 0	425 2	1783 2
Rome	73 1	870 2	590 2	0 0	1533 2	27 2	313 2	192 2	0 0	532 2	2065 2
South Georgia	77 1	886 2	489 2	0 0	1452 2	8 1	240 2	130 2	0 0	378 2	1830 2

(continued)

Probationer Statistical Profile

Sample: Active & admin probationers, not in facilities
Act probationers 06/23/2005

Requestor: Nancy Phillips, Statistician

Circuit of conviction by current age & sex (continued)

Circuit of conv	M e n					W o m e n					Grand Total %
	age 00-21	age % 22-39	age % 40-98	age % UNKWN	Men % Total	age 00-21	age % 22-39	age % 40-98	age % UNKWN	Women % Total	
Southern	289 4	2353 4	1102 4	0 0	3744 4	53 4	602 4	286 3	0 0	941 4	4685 4
Southwestern	87 1	995 2	758 3	0 0	1840 2	14 1	222 1	144 2	0 0	380 2	2220 2
Stone Mountain	300 5	2145 4	1172 4	0 0	3617 4	61 5	663 4	295 4	0 0	1019 4	4636 4
Tallapoosa	36 1	467 1	364 1	0 0	867 1	5 0	96 1	84 1	0 0	185 1	1052 1
Tifton	68 1	694 1	421 1	0 0	1183 1	5 0	132 1	90 1	0 0	227 1	1410 1
Toombs	43 1	393 1	209 1	0 0	645 1	10 1	66 0	51 1	0 0	127 1	772 1
Waycross	67 1	624 1	389 1	0 0	1080 1	18 1	158 1	109 1	0 0	285 1	1365 1
Western	95 1	561 1	287 1	0 0	943 1	8 1	155 1	80 1	0 0	243 1	1186 1
Rockdale	47 1	327 1	159 1	0 0	533 1	10 1	123 1	50 1	0 0	183 1	716 1
Douglas	123 2	1252 2	796 3	0 0	2171 2	40 3	486 3	260 3	0 0	786 3	2957 3
Appalachian	37 1	442 1	352 1	0 0	831 1	7 1	152 1	98 1	0 0	257 1	1088 1
Enotah	28 0	391 1	265 1	0 0	684 1	7 1	110 1	75 1	0 0	192 1	876 1
Bell-Forsyth	50 1	323 1	195 1	0 0	568 1	5 0	81 1	57 1	0 0	143 1	711 1
Towaliga	38 1	505 1	287 1	0 0	830 1	12 1	133 1	59 1	0 0	204 1	1034 1
Paulding	56 1	377 1	212 1	0 0	645 1	8 1	78 1	60 1	0 0	146 1	791 1
OUT OF STATE	103 2	1065 2	573 2	0 0	1741 2	31 2	348 2	171 2	0 0	550 2	2291 2
Total reported	6605	54397	31350	0	92352	1307	15440	8734	0	25481	117833
Percent Reported	100.8	101.9	104.0		102.5	100.6	101.3	102.1		101.5	102.3
NOT REPORTED	73	589	388	0	1050	19	146	102	0	267	1317
Total	6552	53400	30131	0	90083	1299	15241	8554	0	25094	115177

Probationer Statistical Profile

Sample: Active & admin probationers, not in facilities
Act probationers 06/23/2005

Requestor: Nancy Phillips, Statistician

Circuit of supervision by current age & sex

Circuit of supv	M e n				W o m e n				Grand Total %		
	age 00-21 %	age 22-39 %	age 40-98 %	age UNKWN %	Men Total %	age 00-21 %	age 22-39 %	age 40-98 %		Women Total %	
Alapaha	73 1	589 1	388 1	0 0	1050 1	19 1	146 1	102 1	0 0	267 1	1317 1
Alcovy	92 1	1266 2	869 3	0 0	2227 2	28 2	295 2	212 2	0 0	535 2	2762 2
Atlanta	512 8	4631 9	2489 8	0 0	7632 8	74 6	964 6	521 6	0 0	1559 6	9191 8
Atlantic	77 1	525 1	278 1	0 0	880 1	21 2	147 1	85 1	0 0	253 1	1133 1
Augusta	270 4	1892 4	874 3	0 0	3036 3	42 3	551 4	293 3	0 0	886 4	3922 3
Blue Ridge	112 2	773 1	451 2	0 0	1336 1	32 2	253 2	169 2	0 0	454 2	1790 2
Brunswick	168 3	1223 2	653 2	0 0	2044 2	38 3	356 2	182 2	0 0	576 2	2620 2
Chattahoochee	233 4	1429 3	862 3	0 0	2524 3	39 3	531 3	298 3	0 0	868 3	3392 3
Cherokee	112 2	1306 2	864 3	0 0	2282 3	33 3	428 3	247 3	0 0	708 3	2990 3
Clayton	175 3	756 1	405 1	0 0	1336 1	42 3	340 2	140 2	0 0	522 2	1858 2
Cobb	453 7	3761 7	2056 7	0 0	6270 7	63 5	1010 7	639 7	0 0	1712 7	7982 7
Conasauga	88 1	856 2	456 2	0 0	1400 2	22 2	320 2	174 2	0 0	516 2	1916 2
Cordele	63 1	540 1	353 1	0 0	956 1	19 1	197 1	73 1	0 0	289 1	1245 1
Coweta	241 4	1435 3	821 3	0 0	2497 3	52 4	500 3	236 3	0 0	788 3	3285 3
Dougherty	168 3	1676 3	991 3	0 0	2835 3	31 2	410 3	242 3	0 0	683 3	3518 3
Dublin	46 1	550 1	326 1	0 0	922 1	13 1	135 1	69 1	0 0	217 1	1139 1
Eastern	216 3	1582 3	813 3	0 0	2611 3	43 3	508 3	285 3	0 0	836 3	3447 3
Flint	128 2	809 2	388 1	0 0	1325 1	27 2	228 1	151 2	0 0	406 2	1731 2
Griffin	142 2	1023 2	501 2	0 0	1666 2	40 3	340 2	196 2	0 0	576 2	2242 2
Gwinnett	386 6	2764 5	1304 4	0 0	4454 5	74 6	725 5	384 4	0 0	1183 5	5637 5
Houston	90 1	690 1	397 1	0 0	1177 1	12 1	236 2	97 1	0 0	345 1	1522 1
Lookout Mountain	132 2	1077 2	580 2	0 0	1789 2	36 3	351 2	196 2	0 0	583 2	2372 2
Macon	225 3	1824 3	1025 3	0 0	3074 3	19 1	530 3	291 3	0 0	840 3	3914 3
Middle	72 1	568 1	289 1	0 0	929 1	11 1	162 1	87 1	0 0	260 1	1189 1
Mountain	59 1	353 1	261 1	0 0	673 1	24 2	113 1	84 1	0 0	221 1	894 1
Northeastern	108 2	840 2	536 2	0 0	1484 2	31 2	288 2	185 2	0 0	504 2	1988 2
Northern	47 1	630 1	403 1	0 0	1080 1	6 0	159 1	116 1	0 0	281 1	1361 1
Ocmulgee	126 2	1275 2	780 3	0 0	2181 2	27 2	275 2	181 2	0 0	483 2	2664 2
Oconee	60 1	493 1	271 1	0 0	824 1	15 1	152 1	81 1	0 0	248 1	1072 1
Ogeechee	142 2	762 1	364 1	0 0	1268 1	26 2	255 2	128 1	0 0	409 2	1677 1
Pataula	75 1	706 1	372 1	0 0	1153 1	18 1	164 1	96 1	0 0	278 1	1431 1
Piedmont	75 1	701 1	482 2	0 0	1258 1	8 1	242 2	146 2	0 0	396 2	1654 1
Rome	71 1	853 2	580 2	0 0	1504 2	30 2	307 2	186 2	0 0	523 2	2027 2
South Georgia	73 1	890 2	499 2	0 0	1462 2	10 1	243 2	122 1	0 0	375 1	1837 2

(continued)

Probationer Statistical Profile

Sample: Active & admin probationers, not in facilities
Act probationers 06/23/2005

Requestor: Nancy Phillips, Statistician

Circuit of supervision by current age & sex (continued)

Circuit of supv	M e n					W o m e n					Grand Total %
	age 00-21	age % 22-39	age % 40-98	age % UNKWN	Men % Total	age 00-21	age % 22-39	age % 40-98	age % UNKWN	Women % Total	
Southern	289 4	2391 4	1117 4	0 0	3797 4	50 4	598 4	285 3	0 0	933 4	4730 4
Southwestern	85 1	946 2	728 2	0 0	1759 2	11 1	219 1	146 2	0 0	376 2	2135 2
Stone Mountain	345 5	2496 5	1302 4	0 0	4143 5	69 5	753 5	331 4	0 0	1153 5	5296 5
Tallapoosa	41 1	512 1	375 1	0 0	928 1	9 1	138 1	100 1	0 0	247 1	1175 1
Tifton	66 1	731 1	424 1	0 0	1221 1	9 1	141 1	97 1	0 0	247 1	1468 1
Toombs	36 1	374 1	205 1	0 0	615 1	11 1	67 0	47 1	0 0	125 0	740 1
Waycross	72 1	658 1	417 1	0 0	1147 1	15 1	162 1	120 1	0 0	297 1	1444 1
Western	97 1	593 1	294 1	0 0	984 1	14 1	151 1	77 1	0 0	242 1	1226 1
Rockdale	54 1	353 1	183 1	0 0	590 1	13 1	125 1	59 1	0 0	197 1	787 1
Douglas	109 2	1118 2	692 2	0 0	1919 2	29 2	388 3	213 2	0 0	630 3	2549 2
Appalachian	35 1	438 1	370 1	0 0	843 1	9 1	160 1	100 1	0 0	269 1	1112 1
Enotah	31 0	384 1	258 1	0 0	673 1	6 0	121 1	78 1	0 0	205 1	878 1
Bell-Forsyth	52 1	309 1	190 1	0 0	551 1	6 0	75 0	51 1	0 0	132 1	683 1
Towaliga	45 1	466 1	288 1	0 0	799 1	11 1	141 1	64 1	0 0	216 1	1015 1
Paulding	64 1	481 1	246 1	0 0	791 1	10 1	126 1	83 1	0 0	219 1	1010 1
Total reported	6531	53298	30070	0	89899	1297	15226	8545	0	25068	114967

Probationer Statistical Profile

Sample: Active & admin probationers, not in facilities
Act probationers 06/23/2005

Requestor: Nancy Phillips, Statistician

Sentence length in years by current age & sex

Sentence (in years)	M e n					W o m e n					Grand Total %
	age 00-21	age 22-39	age 40-98	age UNKWN	Men % Total	age 00-21	age 22-39	age 40-98	age UNKWN	Women % Total	
0-1	23 0	235 0	200 1	0 0	458 1	2 0	47 0	37 0	0 0	86 0	544 0
1.1-2	128 2	977 2	750 2	0 0	1855 2	50 4	264 2	151 2	0 0	465 2	2320 2
2.1-3	593 9	2550 5	1492 5	0 0	4635 5	178 14	845 6	392 5	0 0	1415 6	6050 5
3.1-4	678 10	3782 7	2038 7	0 0	6498 7	214 16	1394 9	612 7	0 0	2220 9	8718 8
4.1-5	811 12	5008 9	2624 9	0 0	8443 9	127 10	1395 9	704 8	0 0	2226 9	10669 9
5.1-6	2392 37	14547 27	7213 24	0 0	24152 27	461 35	4931 32	2308 27	0 0	7700 31	31852 28
6.1-7	312 5	2980 6	1516 5	0 0	4808 5	50 4	809 5	440 5	0 0	1299 5	6107 5
7.1-8	298 5	3561 7	1804 6	0 0	5663 6	50 4	869 6	478 6	0 0	1397 6	7060 6
8.1-9	224 3	2756 5	1518 5	0 0	4498 5	32 2	726 5	460 5	0 0	1218 5	5716 5
9.1-10	107 2	1853 3	1147 4	0 0	3107 3	13 1	437 3	241 3	0 0	691 3	3798 3
10.1-12	792 12	9226 17	5248 17	0 0	15266 17	103 8	2517 17	1681 20	0 0	4301 17	19567 17
12.1-15	50 1	1972 4	1205 4	0 0	3227 4	3 0	351 2	280 3	0 0	634 3	3861 3
15.1-20	93 1	2241 4	1645 5	0 0	3979 4	13 1	424 3	439 5	0 0	876 3	4855 4
20.1-OVER	51 1	1706 3	1678 6	0 0	3435 4	3 0	232 2	330 4	0 0	565 2	4000 3
INDEFINITE	0 0	0 0	0 0	0 0	0 0	0 0	0 0	0 0	0 0	0 0	0 0
Total reported	6552	53394	30078	0	90024	1299	15241	8553	0	25093	115117
Percent Reported	100.0	100.0	99.8		99.9	100.0	100.0	100.0		100.0	99.9
NOT REPORTED	0	6	53	0	59	0	0	1	0	1	60
Total	6552	53400	30131	0	90083	1299	15241	8554	0	25094	115177
AVERAGE EXCLUDING INDEFINITE	5.72	7.45	8.10	.00	7.54	4.94	6.65	7.76	.00	6.94	7.41

Probationer Statistical Profile

Sample: Active & admin probationers, not in facilities
Act probationers 06/23/2005

Requestor: Nancy Phillips, Statistician

Time served in years by current age & sex

Time served (in yrs)	M e n					W o m e n					Grand Total %
	age 00-21 %	age 22-39 %	age 40-98 %	age UNKWN %	Men Total %	age 00-21 %	age 22-39 %	age 40-98 %	age UNKWN %	Women Total %	
0-1	1559 24	9440 18	6040 20	0 0	17039 19	349 27	2419 16	1331 16	0 0	4099 16	21138 18
1.1-2	2727 42	10795 20	5397 18	0 0	18919 21	556 43	3546 23	1628 19	0 0	5730 23	24649 21
2.1-3	1559 24	9128 17	4532 15	0 0	15219 17	292 22	3006 20	1401 16	0 0	4699 19	19918 17
3.1-4	582 9	7176 13	3629 12	0 0	11387 13	91 7	2186 14	1127 13	0 0	3404 14	14791 13
4.1-5	114 2	5633 11	2918 10	0 0	8665 10	10 1	1663 11	901 11	0 0	2574 10	11239 10
5.1-6	10 0	3004 6	1694 6	0 0	4708 5	1 0	743 5	501 6	0 0	1245 5	5953 5
6.1-7	1 0	2303 4	1354 4	0 0	3658 4	0 0	530 3	388 5	0 0	918 4	4576 4
7.1-8	0 0	1799 3	1055 4	0 0	2854 3	0 0	439 3	338 4	0 0	777 3	3631 3
8.1-9	0 0	1297 2	783 3	0 0	2080 2	0 0	281 2	272 3	0 0	553 2	2633 2
9.1-10	0 0	964 2	667 2	0 0	1631 2	0 0	176 1	199 2	0 0	375 1	2006 2
10.1-12	0 0	842 2	579 2	0 0	1421 2	0 0	134 1	168 2	0 0	302 1	1723 1
12.1-15	0 0	640 1	708 2	0 0	1348 1	0 0	87 1	160 2	0 0	247 1	1595 1
15.1-20	0 0	342 1	598 2	0 0	940 1	0 0	30 0	121 1	0 0	151 1	1091 1
20.1-OVER	0 0	25 0	169 1	0 0	194 0	0 0	1 0	18 0	0 0	19 0	213 0
Total reported	6552	53388	30123	0	90063	1299	15241	8553	0	25093	115156
Percent Reported	100.0	100.0	100.0		100.0	100.0	100.0	100.0		100.0	100.0
NOT REPORTED	0	12	8	0	20	0	0	1	0	1	21
Total	6552	53400	30131	0	90083	1299	15241	8554	0	25094	115177
AVERAGE TIME SERVED	1.76	3.43	3.89	.00	3.46	1.65	3.10	3.87	.00	3.29	3.43

Probationer Statistical Profile

Sample: Active & admin probationers, not in facilities
Act probationers 06/23/2005

Requestor: Nancy Phillips, Statistician

Time left to serve by current age & sex

Time left (in years)	M e n					W o m e n					Grand Total %
	age 00-21 %	age 22-39 %	age 40-98 %	age UNKWN %	Men Total %	age 00-21 %	age 22-39 %	age 40-98 %	age UNKWN %	Women Total %	
0-1	614 9	8270 15	4937 16	0 0	13821 15	202 16	2714 18	1474 17	0 0	4390 17	18211 16
1.1-2	998 15	8910 17	4939 16	0 0	14847 16	226 17	2818 18	1517 18	0 0	4561 18	19408 17
2.1-3	1192 18	8408 16	4493 15	0 0	14093 16	256 20	2490 16	1350 16	0 0	4096 16	18189 16
3.1-4	1381 21	7629 14	3909 13	0 0	12919 14	237 18	2221 15	1170 14	0 0	3628 14	16547 14
4.1-5	819 13	5572 10	3182 11	0 0	9573 11	162 12	1559 10	882 10	0 0	2603 10	12176 11
5.1-6	264 4	3175 6	1748 6	0 0	5187 6	44 3	751 5	485 6	0 0	1280 5	6467 6
6.1-7	247 4	2766 5	1539 5	0 0	4552 5	46 4	701 5	445 5	0 0	1192 5	5744 5
7.1-8	296 5	2261 4	1273 4	0 0	3830 4	31 2	585 4	351 4	0 0	967 4	4797 4
8.1-9	356 5	2055 4	1078 4	0 0	3489 4	48 4	527 3	254 3	0 0	829 3	4318 4
9.1-10	196 3	1366 3	816 3	0 0	2378 3	24 2	331 2	189 2	0 0	544 2	2922 3
10.1-12	40 1	885 2	606 2	0 0	1531 2	1 0	146 1	114 1	0 0	261 1	1792 2
12.1-15	73 1	1024 2	709 2	0 0	1806 2	15 1	174 1	136 2	0 0	325 1	2131 2
15.1-20	53 1	581 1	450 1	0 0	1084 1	3 0	116 1	76 1	0 0	195 1	1279 1
20.1-OVER	7 0	292 1	271 1	0 0	570 1	0 0	36 0	74 1	0 0	110 0	680 1
INDEFINITE	0 0	0 0	0 0	0 0	0 0	0 0	0 0	0 0	0 0	0 0	0 0
NONE	16 0	206 0	181 1	0 0	403 0	4 0	72 0	37 0	0 0	113 0	516 0
Total reported	6552	53400	30131	0	90083	1299	15241	8554	0	25094	115177
Percent Reported	100.0	100.0	100.0		100.0	100.0	100.0	100.0		100.0	100.0
NOT REPORTED	0	0	0	0	0	0	0	0	0	0	0
Total	6552	53400	30131	0	90083	1299	15241	8554	0	25094	115177
AVERAGE EXCLUDING INDEFINITE, NONE	3.97	4.03	4.24	.00	4.10	3.30	3.56	3.91	.00	3.67	4.00

Probationer Statistical Profile

Sample: Active & admin probationers, not in facilities
Act probationers 06/23/2005

Requestor: Nancy Phillips, Statistician

Case type by current age & sex

Case type	M e n					W o m e n					Grand Total %	
	age 00-21 %	age 22-39 %	age 40-98 %	age UNKWN %	Men Total %	age 00-21 %	age 22-39 %	age 40-98 %	age UNKWN %	Women Total %		
PRESENTENCE	0 0	0 0	0 0	0 0	0 0	0 0	0 0	0 0	0 0	0 0	0 0	0 0
SPLIT SENTENCE	106 2	5110 10	4432 15	0 0	9648 11	6 0	607 4	589 7	0 0	1202 5	10850 9	
STRAIGHT SENTENCE	6342 97	47201 88	25063 83	0 0	78606 87	1260 97	14277 94	7783 91	0 0	23320 93	101926 88	
ABANDONMENT&BASTARDY	0 0	3 0	53 0	0 0	56 0	0 0	0 0	0 0	0 0	0 0	56 0	
OUT OF STATE PROB	104 2	1079 2	578 2	0 0	1761 2	31 2	349 2	174 2	0 0	554 2	2315 2	
OUT OF STATE A&B	0 0	0 0	1 0	0 0	1 0	0 0	1 0	0 0	0 0	1 0	2 0	
SUSPENDED SENTENCE	0 0	7 0	4 0	0 0	11 0	2 0	7 0	8 0	0 0	17 0	28 0	
Total reported	6552	53400	30131	0	90083	1299	15241	8554	0	25094	115177	
Percent Reported	100.0	100.0	100.0		100.0	100.0	100.0	100.0		100.0	100.0	
NOT REPORTED	0	0	0	0	0	0	0	0	0	0	0	
Total	6552	53400	30131	0	90083	1299	15241	8554	0	25094	115177	

Probationer Statistical Profile

Sample: Active & admin probationers, not in facilities
Act probationers 06/23/2005

Requestor: Nancy Phillips, Statistician

Release type by current age & sex

Release type	M e n					W o m e n					Grand Total %
	age 00-21 %	age 22-39 %	age 40-98 %	age UNKWN %	Men Total %	age 00-21 %	age 22-39 %	age 40-98 %	age UNKWN %	Women Total %	
TRANSF OUT OF STATE	0 0	0 0	0 0	0 0	0 0	0 0	0 0	0 0	0 0	0 0	0 0
REVOKED (TECHNICAL)	0 0	0 0	0 0	0 0	0 0	0 0	0 0	0 0	0 0	0 0	0 0
REVOKED (NEW SENT)	0 0	0 0	0 0	0 0	0 0	0 0	0 0	0 0	0 0	0 0	0 0
REVOKED (NEW CRIME)	0 0	0 0	0 0	0 0	0 0	0 0	0 0	0 0	0 0	0 0	0 0
ABSCONDED (TOLLED)	0 0	0 0	0 0	0 0	0 0	0 0	0 0	0 0	0 0	0 0	0 0
ABSCONDED (NON-TOLL)	0 0	0 0	0 0	0 0	0 0	0 0	0 0	0 0	0 0	0 0	0 0
TERMINATED BY COURT	0 0	0 0	0 0	0 0	0 0	0 0	0 0	0 0	0 0	0 0	0 0
OUT OF STATE TERM	0 0	0 0	0 0	0 0	0 0	0 0	0 0	0 0	0 0	0 0	0 0
DEATH	0 0	0 0	0 0	0 0	0 0	0 0	0 0	0 0	0 0	0 0	0 0
FINAN OBLIG COMPLETE	0 0	0 0	0 0	0 0	0 0	0 0	0 0	0 0	0 0	0 0	0 0
OTHER	0 0	0 0	0 0	0 0	0 0	0 0	0 0	0 0	0 0	0 0	0 0
NORMAL RELEASE	0 0	0 0	0 0	0 0	0 0	0 0	0 0	0 0	0 0	0 0	0 0
A & B SPECIAL TERM	0 0	0 0	0 0	0 0	0 0	0 0	0 0	0 0	0 0	0 0	0 0
INDEP JURISDICTION	0 0	0 0	0 0	0 0	0 0	0 0	0 0	0 0	0 0	0 0	0 0
ACTIVE	6552100	53400100	30131100	0 0	90083100	1299100	15241100	8554100	0 0	25094100	115177100
Total reported	6552	53400	30131	0	90083	1299	15241	8554	0	25094	115177
Percent Reported	100.0	100.0	100.0		100.0	100.0	100.0	100.0		100.0	100.0
NOT REPORTED	0	0	0	0	0	0	0	0	0	0	0
Total	6552	53400	30131	0	90083	1299	15241	8554	0	25094	115177

Probationer Statistical Profile

Sample: Active & admin probationers, not in facilities
Act probationers 06/23/2005

Requestor: Nancy Phillips, Statistician

First offender status by current age & sex

1stOffndr	M e n					W o m e n					Grand
	age 00-21	age % 22-39	age % 40-98	age % UNKWN	Men % Total	age % 00-21	age % 22-39	age % 40-98	age % UNKWN	Women % Total	
FIRST OFFNDR STATUS	3661 56	15537 29	4953 16	0 0	24151 27	927 71	6895 45	2600 30	0 0	10422 42	34573 30
NO FIRST OFFNDR STAT	2891 44	37863 71	25178 84	0 0	65932 73	372 29	8346 55	5954 70	0 0	14672 58	80604 70
Total reported	6552	53400	30131	0	90083	1299	15241	8554	0	25094	115177
Percent Reported	100.0	100.0	100.0		100.0	100.0	100.0	100.0		100.0	100.0
NOT REPORTED	0	0	0	0	0	0	0	0	0	0	0
Total	6552	53400	30131	0	90083	1299	15241	8554	0	25094	115177

Probationer Statistical Profile

Sample: Active & admin probationers, not in facilities
Act probationers 06/23/2005

Requestor: Nancy Phillips, Statistician

Type probationer by current age & sex

Type probationer	M e n					W o m e n					Grand Total %
	age 00-21	age % 22-39	age % 40-98	age % UNKWN	Men % Total	age % 00-21	age % 22-39	age % 40-98	age % UNKWN	Women % Total	
MISDEMEANANT	35 1	328 1	259 1	0 0	622 1	4 0	87 1	65 1	0 0	156 1	778 1
FELON	6517 99	53062 99	29814 99	0 0	89393 99	1293100	15146 99	8481 99	0 0	24920 99	114313 99
ABANDONMENT&BASTARDY	0 0	3 0	54 0	0 0	57 0	0 0	1 0	0 0	0 0	1 0	58 0
SUSPENDED SENTENCE	0 0	7 0	4 0	0 0	11 0	2 0	7 0	8 0	0 0	17 0	28 0
Total reported	6552	53400	30131	0	90083	1299	15241	8554	0	25094	115177
Percent Reported	100.0	100.0	100.0		100.0	100.0	100.0	100.0		100.0	100.0
NOT REPORTED	0	0	0	0	0	0	0	0	0	0	0
Total	6552	53400	30131	0	90083	1299	15241	8554	0	25094	115177

Probationer Statistical Profile

Sample: Active & admin probationers, not in facilities
Act probationers 06/23/2005

Requestor: Nancy Phillips, Statistician

Most serious crime by group by current age & sex

Crime group	Men					Women					Grand Total %
	age 00-21 %	age 22-39 %	age 40-98 %	age UNKWN %	Men Total %	age 00-21 %	age 22-39 %	age 40-98 %	age UNKWN %	Women Total %	
HOMICIDE	9 0	325 1	256 1	0 0	590 1	6 0	76 0	84 1	0 0	166 1	756 1
ABORTION	0 0	1 0	0 0	0 0	1 0	0 0	1 0	0 0	0 0	1 0	2 0
BODILY INJRY&REL OFF	487 7	6209 12	4582 15	0 0	11278 13	114 9	1219 8	663 8	0 0	1996 8	13274 12
ARSON & REL OFF	20 0	246 0	186 1	0 0	452 1	7 1	65 0	74 1	0 0	146 1	598 1
DAMAGE OF PROPERTY	144 2	605 1	254 1	0 0	1003 1	29 2	143 1	43 1	0 0	215 1	1218 1
BURGLARY & REL OFF	1231 19	5327 10	1926 6	0 0	8484 9	88 7	550 4	214 3	0 0	852 3	9336 8
FORGERY & REL OFF	275 4	3823 7	2099 7	0 0	6197 7	250 19	3713 24	1611 19	0 0	5574 22	11771 10
THEFT	1351 21	6608 12	3476 12	0 0	11435 13	334 26	3207 21	1693 20	0 0	5234 21	16669 14
ROBBERY	227 3	1599 3	582 2	0 0	2408 3	20 2	166 1	65 1	0 0	251 1	2659 2
SEXUAL OFFENSES	334 5	2638 5	2410 8	0 0	5382 6	12 1	116 1	58 1	0 0	186 1	5568 5
OBSCENITY CRIMES	0 0	6 0	11 0	0 0	17 0	0 0	1 0	1 0	0 0	2 0	19 0
TREASON & REL OFF	4 0	34 0	20 0	0 0	58 0	0 0	23 0	11 0	0 0	34 0	92 0
CRIMES INVOLVNG GOVT	115 2	1240 2	520 2	0 0	1875 2	23 2	342 2	213 2	0 0	578 2	2453 2
FALSIFICATIONS	19 0	168 0	84 0	0 0	271 0	7 1	127 1	51 1	0 0	185 1	456 0
OBSTRUCT LAW ENFORCE	7 0	154 0	67 0	0 0	228 0	6 0	62 0	23 0	0 0	91 0	319 0
DISORDERLY CONDUCT	50 1	208 0	88 0	0 0	346 0	3 0	20 0	23 0	0 0	46 0	392 0
GAMBLING & REL OFF	3 0	25 0	26 0	0 0	54 0	1 0	10 0	8 0	0 0	19 0	73 0
CRUELTY TO CHILDREN	15 0	580 1	415 1	0 0	1010 1	7 1	399 3	151 2	0 0	557 2	1567 1
CRIMES WITH GUNS	161 2	1822 3	1283 4	0 0	3266 4	25 2	132 1	100 1	0 0	257 1	3523 3
INVASION PRIVACY	11 0	65 0	68 0	0 0	144 0	0 0	0 0	1 0	0 0	1 0	145 0
RACKETEERING	1 0	17 0	27 0	0 0	45 0	0 0	11 0	11 0	0 0	22 0	67 0
DRUG ABUSE OFFENSES	1984 30	19977 37	9912 33	0 0	31873 35	344 26	4476 29	3132 37	0 0	7952 32	39825 35
DRUG TRAFFICKING	11 0	264 0	214 1	0 0	489 1	10 1	64 0	55 1	0 0	129 1	618 1
AUTO CRIMES	6 0	737 1	1044 3	0 0	1787 2	1 0	59 0	114 1	0 0	174 1	1961 2
REVENUE & CONTRABAND	1 0	7 0	6 0	0 0	14 0	0 0	5 0	5 0	0 0	10 0	24 0
CRIMES OF OTH STATES	22 0	162 0	118 0	0 0	302 0	4 0	71 0	30 0	0 0	105 0	407 0
MISC. FELONIES	28 0	213 0	139 0	0 0	380 0	4 0	88 1	50 1	0 0	142 1	522 0
MISDEMEANORS	35 1	329 1	304 1	0 0	668 1	4 0	89 1	67 1	0 0	160 1	828 1
Total reported	6551	53389	30117	0	90057	1299	15235	8551	0	25085	115142
Percent Reported	100.0	100.0	100.0		100.0	100.0	100.0	100.0		100.0	100.0
NOT REPORTED	1	11	14	0	26	0	6	3	0	9	35
Total	6552	53400	30131	0	90083	1299	15241	8554	0	25094	115177

Probationer Statistical Profile

Sample: Active & admin probationers, not in facilities
Act probationers 06/23/2005

Requestor: Nancy Phillips, Statistician

Most serious offense by current age & sex

Most serious offense	Men					Women					Grand Total %
	age 00-21 %	age 22-39 %	age 40-98 %	age UNKWN %	Men Total %	age 00-21 %	age 22-39 %	age 40-98 %	age UNKWN %	Women Total %	
Misdemeanors											
abandonment of dep.	0 0	1 0	43 0	0 0	44 0	0 0	0 0	0 0	0 0	0 0	44 0
failure to pay suppo	0 0	0 0	1 0	0 0	1 0	0 0	1 0	0 0	0 0	1 0	2 0
stalking	0 0	1 0	3 0	0 0	4 0	0 0	0 0	0 0	0 0	0 0	4 0
assault & battery	1 0	8 0	3 0	0 0	12 0	0 0	0 0	1 0	0 0	1 0	13 0
atmpt murder	0 0	0 0	1 0	0 0	1 0	0 0	0 0	0 0	0 0	0 0	1 0
aggravated assault	0 0	8 0	7 0	0 0	15 0	0 0	3 0	0 0	0 0	3 0	18 0
simple assault	0 0	11 0	2 0	0 0	13 0	0 0	0 0	0 0	0 0	0 0	13 0
simple battery	1 0	25 0	22 0	0 0	48 0	0 0	4 0	2 0	0 0	6 0	54 0
concealing death of	0 0	0 0	0 0	0 0	0 0	0 0	1 0	0 0	0 0	1 0	1 0
fleeing / elusing po	0 0	1 0	0 0	0 0	1 0	0 0	0 0	0 0	0 0	0 0	1 0
leave scene had inju	0 0	0 0	1 0	0 0	1 0	0 0	0 0	0 0	0 0	0 0	1 0
crmnal intfer govt pr	1 0	2 0	0 0	0 0	3 0	0 0	0 0	0 0	0 0	0 0	3 0
reckless conduct c/h	1 0	4 0	0 0	0 0	5 0	0 0	2 0	0 0	0 0	2 0	7 0
disorderly conduct	0 0	3 0	0 0	0 0	3 0	0 0	0 0	0 0	0 0	0 0	3 0
cruelty to children	0 0	2 0	0 0	0 0	2 0	0 0	0 0	0 0	0 0	0 0	2 0
theft by taking - la	1 0	0 0	1 0	0 0	2 0	1 0	0 0	0 0	0 0	1 0	3 0
receiving stolen goo	0 0	7 0	4 0	0 0	11 0	0 0	1 0	1 0	0 0	2 0	13 0
theft by taking	4 0	15 0	10 0	0 0	29 0	0 0	11 0	9 0	0 0	20 0	49 0
robbery	0 0	3 0	1 0	0 0	4 0	0 0	3 0	0 0	0 0	3 0	7 0
burglary	0 0	8 0	2 0	0 0	10 0	0 0	0 0	0 0	0 0	0 0	10 0
alter id	0 0	1 0	0 0	0 0	1 0	0 0	1 0	0 0	0 0	1 0	2 0
bad checks	0 0	7 0	13 0	0 0	20 0	0 0	5 0	11 0	0 0	16 0	36 0
fraudulent checks	0 0	1 0	3 0	0 0	4 0	0 0	1 0	0 0	0 0	1 0	5 0
forgery	0 0	6 0	3 0	0 0	9 0	0 0	2 0	2 0	0 0	4 0	13 0
worthless checks	0 0	0 0	0 0	0 0	0 0	0 0	1 0	2 0	0 0	3 0	3 0
s/d of narcotics	1 0	5 0	1 0	0 0	7 0	0 0	0 0	0 0	0 0	0 0	7 0
public drunkenness	0 0	0 0	0 0	0 0	0 0	0 0	0 0	1 0	0 0	1 0	1 0
s/d dep,stim,cntrf d	0 0	2 0	1 0	0 0	3 0	0 0	0 0	0 0	0 0	0 0	3 0
s/d of marijuana	0 0	3 0	1 0	0 0	4 0	0 0	0 0	0 0	0 0	0 0	4 0
poss of narcotics	0 0	2 0	0 0	0 0	2 0	0 0	0 0	0 0	0 0	0 0	2 0
poss dep,stim,cntrf	0 0	0 0	0 0	0 0	0 0	1 0	0 0	0 0	0 0	1 0	1 0
poss of lsd	0 0	1 0	0 0	0 0	1 0	0 0	0 0	0 0	0 0	0 0	1 0
poss of marijuana	3 0	10 0	8 0	0 0	21 0	0 0	2 0	0 0	0 0	2 0	23 0

(continued)

Probationer Statistical Profile

Sample: Active & admin probationers, not in facilities
Act probationers 06/23/2005

Requestor: Nancy Phillips, Statistician

Most serious offense by current age & sex (continued)

Most serious offense	Men					Women					Grand Total
	age 00-21	age 22-39	age 40-98	age UNKWN	Men Total	age 00-21	age 22-39	age 40-98	age UNKWN	Women Total	
viol motor veh law	4 0	21 0	20 0	0 0	45 0	0 0	3 0	1 0	0 0	4 0	49 0
dui	2 0	45 0	56 0	0 0	103 0	0 0	8 0	12 0	0 0	20 0	123 0
obstr of law enf off	3 0	28 0	10 0	0 0	41 0	1 0	0 0	1 0	0 0	2 0	43 0
impersonating anothe	0 0	1 0	3 0	0 0	4 0	0 0	1 0	0 0	0 0	1 0	5 0
crmnal trespassing	1 0	4 0	7 0	0 0	12 0	0 0	2 0	0 0	0 0	2 0	14 0
illegal attm to obt	0 0	0 0	1 0	0 0	1 0	0 0	2 0	0 0	0 0	2 0	3 0
crmnal damage	2 0	2 0	1 0	0 0	5 0	1 0	2 0	0 0	0 0	3 0	8 0
terroristic threats	1 0	0 0	1 0	0 0	2 0	0 0	0 0	0 0	0 0	0 0	2 0
viol ga cntrl subst	1 0	19 0	8 0	0 0	28 0	0 0	3 0	5 0	0 0	8 0	36 0
public indecency	0 0	5 0	2 0	0 0	7 0	0 0	0 0	0 0	0 0	0 0	7 0
peeping tom	0 0	2 0	0 0	0 0	2 0	0 0	0 0	0 0	0 0	0 0	2 0
molesting a minor	0 0	0 0	2 0	0 0	2 0	0 0	0 0	0 0	0 0	0 0	2 0
sexual battery	2 0	1 0	4 0	0 0	7 0	0 0	0 0	0 0	0 0	0 0	7 0
cpwl & concealed wea	0 0	1 0	1 0	0 0	2 0	0 0	0 0	0 0	0 0	0 0	2 0
shoplifting	0 0	3 0	4 0	0 0	7 0	0 0	7 0	4 0	0 0	11 0	18 0
pointing gun at anot	1 0	0 0	1 0	0 0	2 0	0 0	1 0	0 0	0 0	1 0	3 0
deadly weapons in pu	0 0	1 0	0 0	0 0	1 0	0 0	0 0	0 0	0 0	0 0	1 0
crmnal attempt	1 0	0 0	0 0	0 0	1 0	0 0	0 0	0 0	0 0	0 0	1 0
other misdemeanor	3 0	12 0	20 0	0 0	35 0	0 0	2 0	6 0	0 0	8 0	43 0
riot	0 0	0 0	1 0	0 0	1 0	0 0	0 0	0 0	0 0	0 0	1 0
fighting in public p	0 0	1 0	0 0	0 0	1 0	0 0	1 0	0 0	0 0	1 0	2 0
family violence batt	0 0	2 0	1 0	0 0	3 0	0 0	0 0	0 0	0 0	0 0	3 0
misc public order of	0 0	1 0	0 0	0 0	1 0	0 0	0 0	0 0	0 0	0 0	1 0
lottery violation	0 0	0 0	0 0	0 0	0 0	0 0	1 0	0 0	0 0	1 0	1 0
off agnst pub hlth/m	0 0	5 0	4 0	0 0	9 0	0 0	0 0	0 0	0 0	0 0	9 0
fairl fil/mntn abort	0 0	0 0	1 0	0 0	1 0	0 0	0 0	0 0	0 0	0 0	1 0
involuntary manslaug	0 0	0 0	2 0	0 0	2 0	0 0	0 0	0 0	0 0	0 0	2 0
interference with cu	0 0	1 0	0 0	0 0	1 0	0 0	0 0	0 0	0 0	0 0	1 0
theft by deception <	0 0	0 0	2 0	0 0	2 0	0 0	1 0	0 0	0 0	1 0	3 0
theft/lost/property<	0 0	0 0	0 0	0 0	0 0	0 0	0 0	1 0	0 0	1 0	1 0
theft of services <	0 0	1 0	0 0	0 0	1 0	0 0	1 0	0 0	0 0	1 0	2 0
theft by conversion	0 0	2 0	1 0	0 0	3 0	0 0	3 0	2 0	0 0	5 0	8 0
theft motor vehicle,	0 0	3 0	2 0	0 0	5 0	0 0	1 0	0 0	0 0	1 0	6 0
conversn paymnt real	0 0	1 0	0 0	0 0	1 0	0 0	0 0	0 0	0 0	0 0	1 0
entrng mot veh crim	0 0	4 0	0 0	0 0	4 0	0 0	0 0	0 0	0 0	0 0	4 0

(continued)

Probationer Statistical Profile

Sample: Active & admin probationers, not in facilities
Act probationers 06/23/2005

Requestor: Nancy Phillips, Statistician

Most serious offense by current age & sex (continued)

Most serious offense	Men				Women				Grand Total %
	age 00-21 %	age 22-39 %	age 40-98 %	age UNKWN %	age 00-21 %	age 22-39 %	age 40-98 %	age UNKWN %	
viol forgery&fraud p	0 0	1 0	1 0	0 0	2 0	0 0	0 0	0 0	2 0
obtn/attmpt drugs il	0 0	1 0	2 0	0 0	3 0	0 0	1 0	2 0	6 0
mfg/dist imitate con	0 0	1 0	2 0	0 0	3 0	0 0	0 0	0 0	3 0
misc obstruction off	0 0	2 0	1 0	0 0	3 0	0 0	1 0	0 0	4 0
misc sexual offenses	0 0	2 0	3 0	0 0	5 0	0 0	0 0	0 0	5 0
pimping	0 0	1 0	0 0	0 0	1 0	0 0	0 0	0 0	1 0
providing sex mat mi	0 0	0 0	1 0	0 0	1 0	0 0	0 0	0 0	1 0
dng instrmtalties &	0 0	1 0	0 0	0 0	1 0	0 0	0 0	0 0	1 0
furnish liquor to mi	0 0	1 0	0 0	0 0	1 0	0 0	0 0	0 0	1 0
poss alc bev by juve	0 0	0 0	1 0	0 0	1 0	0 0	1 0	0 0	2 0
conspiracy commit mis	0 0	1 0	0 0	0 0	1 0	0 0	0 0	0 0	1 0
misc misdemeanor	1 0	14 0	6 0	0 0	21 0	0 0	9 0	4 0	34 0
viol othr states law	0 0	1 0	1 0	0 0	2 0	0 0	0 0	0 0	2 0

FELONIES									

MISC HOMICIDE OFFENS	1 0	9 0	7 0	0 0	17 0	1 0	2 0	0 0	20 0
MURDER	0 0	6 0	6 0	0 0	12 0	0 0	6 0	1 0	19 0
VOLUNTARY MANSLAUGHT	2 0	73 0	115 0	0 0	190 0	0 0	25 0	36 0	251 0
INVOLUNTARY MANSLAUG	2 0	55 0	20 0	0 0	77 0	2 0	11 0	12 0	102 0
RECKLESS ABANDONMENT	0 0	1 0	0 0	0 0	1 0	0 0	0 0	0 0	1 0
FETICIDE	0 0	1 0	0 0	0 0	1 0	0 0	1 0	0 0	2 0
VEHICULAR HOMICIDE	3 0	169 0	96 0	0 0	268 0	2 0	29 0	26 0	325 0
HOMICIDE BY PILOT DU	0 0	1 0	0 0	0 0	1 0	0 0	0 0	0 0	1 0
CONCEAL DEATH OF ANO	0 0	4 0	1 0	0 0	5 0	1 0	0 0	1 0	7 0
ATMPT MURDER	1 0	6 0	11 0	0 0	18 0	0 0	2 0	8 0	28 0
MISC ABORTION	0 0	1 0	0 0	0 0	1 0	0 0	1 0	0 0	2 0
MISC ASSAULT/BATTERY	3 0	81 0	66 0	0 0	150 0	0 0	7 0	5 0	162 0
FAMILY VIOLENCE BATT	0 0	70 0	45 0	0 0	115 0	0 0	3 0	2 0	120 0
AGGRAV ASSAULT	278 4	3691 7	2720 9	0 0	6689 8	79 6	914 6	508 6	8190 7
ATMPT AGGRAV ASSAULT	1 0	15 0	8 0	0 0	24 0	0 0	5 0	4 0	33 0
AGGRAV BATTERY	38 1	455 1	289 1	0 0	782 1	2 0	64 0	22 0	870 1
TERRORIST THREATS &	106 2	806 2	649 2	0 0	1561 2	24 2	118 1	61 1	1764 2
FALSE IMPRISONMENT	17 0	254 0	120 0	0 0	391 0	1 0	13 0	3 0	408 0

(continued)

Probationer Statistical Profile

Sample: Active & admin probationers, not in facilities
Act probationers 06/23/2005

Requestor: Nancy Phillips, Statistician

Most serious offense by current age & sex (continued)

Most serious offense	Men				Women				Grand Total %		
	age 00-21 %	age 22-39 %	age 40-98 %	age UNKWN %	Men Total %	age 00-21 %	age 22-39 %	age 40-98 %		Women Total %	
KIDNAPPING	0 0	64 0	46 0	0 0	110 0	0 0	1 0	2 0	0 0	3 0	113 0
INTERFERENCE WITH CU	5 0	18 0	17 0	0 0	40 0	1 0	16 0	8 0	0 0	25 0	65 0
AGGRAV ASSAULT PEACE	2 0	135 0	110 0	0 0	247 0	2 0	14 0	12 0	0 0	28 0	275 0
AGGRAV BATTERY PEACE	1 0	5 0	3 0	0 0	9 0	0 0	2 0	0 0	0 0	2 0	11 0
SIMPLE BATTERY	8 0	71 0	43 0	0 0	122 0	0 0	12 0	5 0	0 0	17 0	139 0
RECK COND	0 0	6 0	5 0	0 0	11 0	0 0	4 0	2 0	0 0	6 0	17 0
INJURY BY VEHICLE	6 0	17 0	10 0	0 0	33 0	1 0	7 0	3 0	0 0	11 0	44 0
STALKING	0 0	16 0	16 0	0 0	32 0	0 0	1 0	1 0	0 0	2 0	34 0
AGGRAV STALKING	22 0	502 1	430 1	0 0	954 1	4 0	38 0	25 0	0 0	67 0	1021 1
ATMPT KIDNAP	0 0	3 0	5 0	0 0	8 0	0 0	0 0	0 0	0 0	0 0	8 0
ARSON MISC	1 0	15 0	18 0	0 0	34 0	1 0	4 0	5 0	0 0	10 0	44 0
ARSON 1ST DEGREE	11 0	163 0	144 0	0 0	318 0	5 0	49 0	63 1	0 0	117 0	435 0
ARSON 2ND DEGREE	4 0	50 0	21 0	0 0	75 0	0 0	6 0	5 0	0 0	11 0	86 0
ARSON 3RD DEGREE	2 0	14 0	2 0	0 0	18 0	1 0	5 0	1 0	0 0	7 0	25 0
CRMNL POSS EXPLOSIVE	2 0	4 0	1 0	0 0	7 0	0 0	1 0	0 0	0 0	1 0	8 0
MISC CRIMINAL DAMAGE	1 0	6 0	2 0	0 0	9 0	0 0	0 0	1 0	0 0	1 0	10 0
CRMNL DAMAGE 1ST DEG	27 0	136 0	67 0	0 0	230 0	4 0	27 0	8 0	0 0	39 0	269 0
CRMNL DAMAGE 2ND DEG	106 2	415 1	163 1	0 0	684 1	24 2	104 1	28 0	0 0	156 1	840 1
DAMAGE,DESTROY SECR	3 0	9 0	6 0	0 0	18 0	0 0	2 0	3 0	0 0	5 0	23 0
VANDALISM TO CHURCH	1 0	4 0	1 0	0 0	6 0	1 0	0 0	1 0	0 0	2 0	8 0
ALTER ID	6 0	35 0	15 0	0 0	56 0	0 0	10 0	2 0	0 0	12 0	68 0
BURGLARY	1151 18	5149 10	1872 6	0 0	8172 9	85 7	540 4	207 2	0 0	832 3	9004 8
POSS BURGLAR TOOLS	56 1	106 0	31 0	0 0	193 0	3 0	5 0	4 0	0 0	12 0	205 0
ATMPT BURGLARY	24 0	72 0	23 0	0 0	119 0	0 0	5 0	3 0	0 0	8 0	127 0
MISC FORGERY	1 0	12 0	11 0	0 0	24 0	0 0	17 0	10 0	0 0	27 0	51 0
FORGERY 1ST DEGREE	177 3	2889 5	1624 5	0 0	4690 5	174 13	2746 18	1276 15	0 0	4196 17	8886 8
FORGERY 2ND DEGREE	21 0	204 0	46 0	0 0	271 0	4 0	81 1	26 0	0 0	111 0	382 0
BAD CHECKS	3 0	129 0	145 0	0 0	277 0	7 1	131 1	64 1	0 0	202 1	479 0
ILLEGAL USE-CREDIT C	2 0	8 0	9 0	0 0	19 0	0 0	12 0	3 0	0 0	15 0	34 0
THEFT CREDIT CARD	13 0	68 0	29 0	0 0	110 0	5 0	71 0	20 0	0 0	96 0	206 0
FORGERY CREDIT CARD	2 0	17 0	10 0	0 0	29 0	4 0	39 0	7 0	0 0	50 0	79 0
FRAUDULENT CREDIT CA	39 1	265 1	95 0	0 0	399 0	43 3	328 2	85 1	0 0	456 2	855 1
CRMNL POSS CREDIT CA	0 0	0 0	2 0	0 0	2 0	1 0	1 0	1 0	0 0	3 0	5 0
RECV GDS,SRVS FRAUD	1 0	5 0	8 0	0 0	14 0	0 0	15 0	9 0	0 0	24 0	38 0
FINANCIAL IDENTITY F	3 0	31 0	13 0	0 0	47 0	6 0	50 0	15 0	0 0	71 0	118 0

(continued)

Probationer Statistical Profile

Sample: Active & admin probationers, not in facilities
Act probationers 06/23/2005

Requestor: Nancy Phillips, Statistician

Most serious offense by current age & sex (continued)

Most serious offense	Men						Women						Grand Total
	age 00-21	age 22-39	age 40-98	age UNKWN	Men Total	%	age 00-21	age 22-39	age 40-98	age UNKWN	Women Total	%	
TELECOMMUNICATIONS F	0 0	18 0	5 0	0 0	23 0	0 0	3 0	1 0	0 0	4 0	27 0		
COMPUTER THEFT	1 0	7 0	0 0	0 0	8 0	0 0	10 0	2 0	0 0	12 0	20 0		
COMPUTER TRESPASS	1 0	1 0	0 0	0 0	2 0	0 0	2 0	0 0	0 0	2 0	4 0		
ATMPT FORGERY	0 0	3 0	0 0	0 0	3 0	0 0	0 0	2 0	0 0	2 0	5 0		
FAILR PAY NATRL PRD/	0 0	1 0	1 0	0 0	2 0	0 0	0 0	0 0	0 0	0 0	2 0		
FRAUDULENT ACCESS CO	2 0	23 0	9 0	0 0	34 0	1 0	39 0	5 0	0 0	45 0	79 0		
MISC FRAUD	9 0	142 0	92 0	0 0	243 0	5 0	168 1	85 1	0 0	258 1	501 0		
THEFT BY TAKING	460 7	2843 5	1643 6	0 0	4946 6	135 10	1695 11	963 11	0 0	2793 11	7739 7		
THEFT BY DECEPTION	7 0	178 0	179 1	0 0	364 0	4 0	140 1	92 1	0 0	236 1	600 1		
THEFT BY EXTORTION	0 0	5 0	1 0	0 0	6 0	0 0	3 0	3 0	0 0	6 0	12 0		
THEFT OF LOST PROPER	2 0	9 0	12 0	0 0	23 0	0 0	8 0	4 0	0 0	12 0	35 0		
THEFT BY REC STOLEN	432 7	1867 4	611 2	0 0	2910 3	34 3	259 2	73 1	0 0	366 1	3276 3		
THEFT OF SERVICES	2 0	39 0	20 0	0 0	61 0	0 0	14 0	12 0	0 0	26 0	87 0		
THEFT BY CONVERSION	4 0	164 0	230 1	0 0	398 0	1 0	126 1	80 1	0 0	207 1	605 1		
THEFT OF TRADE SECRE	0 0	2 0	2 0	0 0	4 0	0 0	0 0	0 0	0 0	0 0	4 0		
CONVSN PAYMNTS REAL	0 0	7 0	24 0	0 0	31 0	0 0	0 0	1 0	0 0	1 0	32 0		
ATMPT THEFT BY TAKIN	5 0	3 0	1 0	0 0	9 0	0 0	2 0	1 0	0 0	3 0	12 0		
THEFT MOTORVEH OR PA	75 1	392 1	178 1	0 0	645 1	14 1	51 0	13 0	0 0	78 0	723 1		
THEFT OF LEASED PERS	0 0	2 0	2 0	0 0	4 0	0 0	3 0	0 0	0 0	3 0	7 0		
THEFT BRING PROP IN	9 0	57 0	17 0	0 0	83 0	1 0	11 0	2 0	0 0	14 0	97 0		
THEFT RECVP PROP OUT	2 0	17 0	7 0	0 0	26 0	0 0	3 0	2 0	0 0	5 0	31 0		
LIVESTOCK THEFT	0 0	6 0	4 0	0 0	10 0	0 0	1 0	0 0	0 0	1 0	11 0		
THEFT BY SHOPLIFTING	66 1	492 1	424 1	0 0	982 1	134 10	848 6	435 5	0 0	1417 6	2399 2		
ENTERING VEHICLE	287 4	525 1	121 0	0 0	933 1	11 1	43 0	11 0	0 0	65 0	998 1		
STEAL ALTER PUBLIC D	0 0	0 0	0 0	0 0	0 0	0 0	0 0	1 0	0 0	1 0	1 0		
ROBBERY	171 3	1130 2	333 1	0 0	1634 2	15 1	130 1	46 1	0 0	191 1	1825 2		
ARMED ROBBERY	17 0	325 1	191 1	0 0	533 1	2 0	19 0	14 0	0 0	35 0	568 1		
ROBBERY BY FORCE	3 0	13 0	4 0	0 0	20 0	1 0	4 0	0 0	0 0	5 0	25 0		
ROBBERY BY INTIMIDAT	7 0	21 0	10 0	0 0	38 0	0 0	2 0	2 0	0 0	4 0	42 0		
ROBBERY BY SUDDEN SN	2 0	14 0	9 0	0 0	25 0	0 0	1 0	0 0	0 0	1 0	26 0		
HIJACKING MOTOR VEHI	1 0	1 0	0 0	0 0	2 0	0 0	0 0	0 0	0 0	0 0	2 0		
ATMPT ROBBERY	14 0	53 0	25 0	0 0	92 0	2 0	8 0	3 0	0 0	13 0	105 0		
ATMPT ARMED ROBBERY	12 0	42 0	10 0	0 0	64 0	0 0	2 0	0 0	0 0	2 0	66 0		
MISC SEXUAL OFFENSE	8 0	58 0	50 0	0 0	116 0	0 0	0 0	1 0	0 0	1 0	117 0		
RAPE	3 0	85 0	104 0	0 0	192 0	0 0	1 0	0 0	0 0	1 0	193 0		

(continued)

Probationer Statistical Profile

Sample: Active & admin probationers, not in facilities
Act probationers 06/23/2005

Requestor: Nancy Phillips, Statistician

Most serious offense by current age & sex (continued)

Most serious offense	Men					Women					Grand Total %
	age 00-21 %	age 22-39 %	age 40-98 %	age UNKWN %	Men Total %	age 00-21 %	age 22-39 %	age 40-98 %	age UNKWN %	Women Total %	
SODOMY	4 0	19 0	41 0	0 0	64 0	0 0	1 0	0 0	0 0	1 0	65 0
AGGRAV SODOMY	0 0	34 0	81 0	0 0	115 0	0 0	0 0	1 0	0 0	1 0	116 0
BESTIALITY	0 0	0 0	3 0	0 0	3 0	0 0	0 0	0 0	0 0	0 0	3 0
INCEST	5 0	32 0	111 0	0 0	148 0	1 0	6 0	5 0	0 0	12 0	160 0
BIGAMY	0 0	8 0	3 0	0 0	11 0	0 0	0 0	1 0	0 0	1 0	12 0
AGGRAV SEXUAL BATTER	1 0	16 0	30 0	0 0	47 0	0 0	1 0	0 0	0 0	1 0	48 0
PANDERING BY COMPULS	0 0	3 0	3 0	0 0	6 0	1 0	0 0	0 0	0 0	1 0	7 0
STATUTORY RAPE	189 3	1157 2	139 0	0 0	1485 2	1 0	34 0	8 0	0 0	43 0	1528 1
CHILD MOLESTATION	94 1	935 2	1487 5	0 0	2516 3	5 0	45 0	32 0	0 0	82 0	2598 2
ENTICING CHILD-INDECE	16 0	118 0	138 0	0 0	272 0	3 0	14 0	3 0	0 0	20 0	292 0
AGGRAV CHILD MOLESTA	6 0	82 0	180 1	0 0	268 0	1 0	5 0	2 0	0 0	8 0	276 0
SEXL/ASSLT/AGN/PERS/	1 0	24 0	13 0	0 0	38 0	0 0	7 0	5 0	0 0	12 0	50 0
SEXUAL ASLT BY THERA	0 0	1 0	0 0	0 0	1 0	0 0	0 0	0 0	0 0	0 0	1 0
SOLICIT SODOMY FROM	0 0	3 0	4 0	0 0	7 0	0 0	1 0	0 0	0 0	1 0	8 0
SEX OFFENDER FAIL RE	1 0	16 0	8 0	0 0	25 0	0 0	1 0	0 0	0 0	1 0	26 0
ATMPT RAPE	2 0	32 0	10 0	0 0	44 0	0 0	0 0	0 0	0 0	0 0	44 0
ATMPT SODOMY	0 0	1 0	2 0	0 0	3 0	0 0	0 0	0 0	0 0	0 0	3 0
ATMPT AGGRAV SODOMY	0 0	1 0	1 0	0 0	2 0	0 0	0 0	0 0	0 0	0 0	2 0
ATMPT CHILD MOLESTAT	0 0	2 0	2 0	0 0	4 0	0 0	0 0	0 0	0 0	0 0	4 0
AGG ASLT W ATMPT TO	3 0	10 0	0 0	0 0	13 0	0 0	0 0	0 0	0 0	0 0	13 0
STATUTORY RAPE, ATMPT	1 0	1 0	0 0	0 0	2 0	0 0	0 0	0 0	0 0	0 0	2 0
MISC OBSCENITY	0 0	2 0	4 0	0 0	6 0	0 0	0 0	0 0	0 0	0 0	6 0
DISTRIBUTING OBSCENE	0 0	1 0	3 0	0 0	4 0	0 0	1 0	1 0	0 0	2 0	6 0
DISTR MAT DEPICT NUD	0 0	3 0	2 0	0 0	5 0	0 0	0 0	0 0	0 0	0 0	5 0
PROV SEX MATER TO MI	0 0	0 0	2 0	0 0	2 0	0 0	0 0	0 0	0 0	0 0	2 0
MISC PUBLIC ORDER	1 0	2 0	2 0	0 0	5 0	0 0	1 0	5 0	0 0	6 0	11 0
INCITING TO INSURREC	0 0	0 0	1 0	0 0	1 0	0 0	0 0	0 0	0 0	0 0	1 0
FALSE SWEARNG WRITTN	3 0	32 0	17 0	0 0	52 0	0 0	22 0	6 0	0 0	28 0	80 0
BRIBERY GOVT OFFICER	0 0	11 0	11 0	0 0	22 0	0 0	3 0	2 0	0 0	5 0	27 0
VIOL OATH PUBLIC OFF	0 0	5 0	3 0	0 0	8 0	0 0	0 0	1 0	0 0	1 0	9 0
INFLUENCE GOVT OFFIC	0 0	2 0	0 0	0 0	2 0	0 0	0 0	0 0	0 0	0 0	2 0
DEFRAUDING STATE	0 0	9 0	26 0	0 0	35 0	0 0	114 1	94 1	0 0	208 1	243 0
FALSE CERTIFICATES	1 0	5 0	4 0	0 0	10 0	0 0	2 0	0 0	0 0	2 0	12 0
INFLUENCING WITNESS	0 0	8 0	3 0	0 0	11 0	0 0	5 0	1 0	0 0	6 0	17 0
OBSTR OF LAW ENF OFF	114 2	1193 2	472 2	0 0	1779 2	23 2	215 1	115 1	0 0	353 1	2132 2

(continued)

Probationer Statistical Profile

Sample: Active & admin probationers, not in facilities
Act probationers 06/23/2005

Requestor: Nancy Phillips, Statistician

Most serious offense by current age & sex (continued)

Most serious offense	Men					Women					Grand Total %
	age 00-21 %	age 22-39 %	age 40-98 %	age UNKWN %	Men Total %	age 00-21 %	age 22-39 %	age 40-98 %	age UNKWN %	Women Total %	
TAMPERING WITH EVIDE	0 0	7 0	1 0	0 0	8 0	0 0	3 0	0 0	0 0	3 0	11 0
MISC JUDICIAL PROCEE	0 0	0 0	1 0	0 0	1 0	0 0	1 0	0 0	0 0	1 0	2 0
PERJURY	1 0	11 0	11 0	0 0	23 0	2 0	16 0	8 0	0 0	26 0	49 0
FALSE SWEARING	0 0	16 0	7 0	0 0	23 0	0 0	24 0	7 0	0 0	31 0	54 0
SUBORNATION OF PERJU	0 0	0 0	0 0	0 0	0 0	0 0	2 0	0 0	0 0	2 0	2 0
IMPERSONATION	0 0	4 0	1 0	0 0	5 0	0 0	8 0	3 0	0 0	11 0	16 0
IMPERSONATING OFFICE	0 0	38 0	22 0	0 0	60 0	0 0	5 0	1 0	0 0	6 0	66 0
BARRATRY	1 0	3 0	2 0	0 0	6 0	0 0	1 0	2 0	0 0	3 0	9 0
EMBRACERY	0 0	1 0	0 0	0 0	1 0	0 0	1 0	0 0	0 0	1 0	2 0
FALSE STATEMENTS GOV	17 0	92 0	40 0	0 0	149 0	5 0	67 0	30 0	0 0	102 0	251 0
IMPERSNTNG IN LEGAL	0 0	3 0	0 0	0 0	3 0	0 0	2 0	0 0	0 0	2 0	5 0
ESCAPE	1 0	88 0	37 0	0 0	126 0	0 0	11 0	8 0	0 0	19 0	145 0
AIDING ESCAPE	1 0	3 0	2 0	0 0	6 0	0 0	8 0	2 0	0 0	10 0	16 0
HINDERING APPREH OR	3 0	33 0	17 0	0 0	53 0	5 0	39 0	11 0	0 0	55 0	108 0
COMPOUNDING A CRIME	0 0	2 0	2 0	0 0	4 0	0 0	1 0	1 0	0 0	2 0	6 0
MUTINY IN PENAL INST	0 0	1 0	2 0	0 0	3 0	0 0	0 0	0 0	0 0	0 0	3 0
BAIL JUMPING	1 0	26 0	7 0	0 0	34 0	1 0	3 0	1 0	0 0	5 0	39 0
ATMPT ESCAPE	1 0	1 0	0 0	0 0	2 0	0 0	0 0	0 0	0 0	0 0	2 0
FALSE PUBLIC ALARM	10 0	22 0	3 0	0 0	35 0	1 0	3 0	4 0	0 0	8 0	43 0
CRMNL INTERFERE GOVT	40 1	186 0	85 0	0 0	311 0	2 0	17 0	19 0	0 0	38 0	349 0
MISC GAMBLING/RELATE	0 0	1 0	0 0	0 0	1 0	0 0	0 0	0 0	0 0	0 0	1 0
COMMERICAL GAMBLING	0 0	2 0	17 0	0 0	19 0	0 0	1 0	6 0	0 0	7 0	26 0
BRIBERY OF CONTESTAN	0 0	2 0	0 0	0 0	2 0	0 0	3 0	0 0	0 0	3 0	5 0
SOLICIT/ACCEPTING BR	0 0	1 0	1 0	0 0	2 0	0 0	0 0	0 0	0 0	0 0	2 0
GAMBLING ACT ON BUSI	0 0	0 0	2 0	0 0	2 0	0 0	0 0	1 0	0 0	1 0	3 0
DOGFIGHTING	1 0	10 0	4 0	0 0	15 0	0 0	0 0	1 0	0 0	1 0	16 0
LOTTERY VIOLATION	2 0	5 0	2 0	0 0	9 0	1 0	6 0	0 0	0 0	7 0	16 0
BUS HIJACKING	0 0	1 0	0 0	0 0	1 0	0 0	0 0	0 0	0 0	0 0	1 0
BOARDING BUS W/CONCL	0 0	1 0	0 0	0 0	1 0	0 0	0 0	0 0	0 0	0 0	1 0
REMOVAL BAGGAGE,CARG	0 0	2 0	0 0	0 0	2 0	0 0	0 0	0 0	0 0	0 0	2 0
CRUELTY TO CHILDREN	11 0	518 1	344 1	0 0	873 1	7 1	386 3	149 2	0 0	542 2	1415 1
ATMPT CRUELTY TO CHI	0 0	1 0	0 0	0 0	1 0	0 0	1 0	0 0	0 0	1 0	2 0
SEX EXPLOITATION CHI	3 0	22 0	30 0	0 0	55 0	0 0	5 0	1 0	0 0	6 0	61 0
ABANDONMENT OF CHILD	0 0	34 0	39 0	0 0	73 0	0 0	2 0	0 0	0 0	2 0	75 0
UNLWFL AD ADOPT CHIL	0 0	0 0	0 0	0 0	0 0	0 0	1 0	0 0	0 0	1 0	1 0

(continued)

Probationer Statistical Profile

Sample: Active & admin probationers, not in facilities
Act probationers 06/23/2005

Requestor: Nancy Phillips, Statistician

Most serious offense by current age & sex (continued)

Most serious offense	M e n					W o m e n					Grand Total %
	age 00-21 %	age 22-39 %	age 40-98 %	age UNKWN %	Men Total %	age 00-21 %	age 22-39 %	age 40-98 %	age UNKWN %	Women Total %	
CNTRBTNG DELINQENCY	1 0	5 0	2 0	0 0	8 0	0 0	4 0	1 0	0 0	5 0	13 0
MISC WEAPON/EXPLOSIV	6 0	21 0	9 0	0 0	36 0	1 0	3 0	1 0	0 0	5 0	41 0
CARRY CONCEALED WEAP	15 0	49 0	5 0	0 0	69 0	2 0	0 0	2 0	0 0	4 0	73 0
CARRY PISTL WITHOUT	0 0	2 0	2 0	0 0	4 0	0 0	0 0	0 0	0 0	0 0	4 0
ALTER PISTL LICENSE	0 0	1 0	0 0	0 0	1 0	0 0	0 0	0 0	0 0	0 0	1 0
MACHINE GUN ACTIVITI	0 0	0 0	1 0	0 0	1 0	0 0	0 0	0 0	0 0	0 0	1 0
POSS OF FIREARM DUR	36 1	561 1	252 1	0 0	849 1	2 0	42 0	43 1	0 0	87 0	936 1
POSS KNIFE DURING CR	0 0	2 0	1 0	0 0	3 0	0 0	0 0	0 0	0 0	0 0	3 0
POSS OF CERTAIN WEAP	13 0	88 0	49 0	0 0	150 0	2 0	7 0	2 0	0 0	11 0	161 0
POSS FIREARM CONVCT	22 0	1031 2	950 3	0 0	2003 2	2 0	72 0	50 1	0 0	124 1	2127 2
CARRY WEAPON AT SCHO	66 1	47 0	5 0	0 0	118 0	15 1	4 0	2 0	0 0	21 0	139 0
GUARD LINE WITH WEAP	0 0	4 0	0 0	0 0	4 0	0 0	3 0	0 0	0 0	3 0	7 0
POSS WEAPON BY PRISO	0 0	4 0	1 0	0 0	5 0	1 0	1 0	0 0	0 0	2 0	7 0
MISUSE FIREARM HUNTI	0 0	3 0	2 0	0 0	5 0	0 0	0 0	0 0	0 0	0 0	5 0
CRUELTY TO ANIMALS	2 0	5 0	1 0	0 0	8 0	0 0	0 0	0 0	0 0	0 0	8 0
AGGRAV CRUELTY TO AN	1 0	4 0	5 0	0 0	10 0	0 0	0 0	0 0	0 0	0 0	10 0
MISC INVASION OF PRI	1 0	5 0	3 0	0 0	9 0	0 0	0 0	1 0	0 0	1 0	10 0
EAVESDROP & SURVEILL	0 0	7 0	15 0	0 0	22 0	0 0	0 0	0 0	0 0	0 0	22 0
PEEPING TOM	10 0	53 0	50 0	0 0	113 0	0 0	0 0	0 0	0 0	0 0	113 0
RACKETEERING	1 0	17 0	27 0	0 0	45 0	0 0	11 0	11 0	0 0	22 0	67 0
S/D NARCOTICS OPIATE	13 0	230 0	179 1	0 0	422 0	2 0	53 0	55 1	0 0	110 0	532 0
S/D DEP STIM CNTRF D	30 0	282 1	125 0	0 0	437 0	3 0	70 0	45 1	0 0	118 0	555 0
S/D OF LSD	0 0	20 0	0 0	0 0	20 0	0 0	1 0	0 0	0 0	1 0	21 0
S/D OF MARIJUANA	261 4	1882 4	461 2	0 0	2604 3	20 2	228 2	120 1	0 0	368 1	2972 3
S/D OF ALCOHOLIC IN	3 0	2 0	0 0	0 0	5 0	0 0	0 0	0 0	0 0	0 0	5 0
POSS NARCOTICS OPIAT	48 1	409 1	261 1	0 0	718 1	16 1	113 1	102 1	0 0	231 1	949 1
POSS DEP STIM CNTRF	79 1	815 2	402 1	0 0	1296 1	37 3	321 2	175 2	0 0	533 2	1829 2
POSS OF LSD	1 0	36 0	4 0	0 0	41 0	0 0	2 0	0 0	0 0	2 0	43 0
POSS OF MARIJUANA	207 3	1335 3	442 1	0 0	1984 2	19 1	191 1	83 1	0 0	293 1	2277 2
ILLEGAL POSS/MANF LI	0 0	3 0	4 0	0 0	7 0	0 0	1 0	0 0	0 0	1 0	8 0
ILLEGAL ATTM TO OBT	3 0	50 0	50 0	0 0	103 0	2 0	85 1	71 1	0 0	158 1	261 0
VIOL GA CNTRL SBST A	789 12	8206 16	4110 14	0 0	13105 15	182 14	2248 15	1487 18	0 0	3917 16	17022 15
VIOL DNGROUS DRGS AC	5 0	60 0	34 0	0 0	99 0	1 0	25 0	13 0	0 0	39 0	138 0
UNLWFL MFG/DEL/DIST	8 0	50 0	43 0	0 0	101 0	0 0	9 0	5 0	0 0	14 0	115 0
POSS DRUG RELATED MA	3 0	31 0	27 0	0 0	61 0	0 0	13 0	12 0	0 0	25 0	86 0

(continued)

Probationer Statistical Profile

Sample: Active & admin probationers, not in facilities
Act probationers 06/23/2005

Requestor: Nancy Phillips, Statistician

Most serious offense by current age & sex (continued)

Most serious offense	M e n				W o m e n				Grand Total %		
	age 00-21 %	age 22-39 %	age 40-98 %	age UNKWN %	Men Total %	age 00-21 %	age 22-39 %	age 40-98 %		age UNKWN %	Women Total %
S/D CONT SUB PUBLIC	10 0	79 0	20 0	0 0	109 0	1 0	12 0	8 0	0 0	21 0	130 0
S/D CONT SUB SCHOOL	12 0	65 0	11 0	0 0	88 0	0 0	14 0	1 0	0 0	15 0	103 0
S/D COCAINE	164 3	2324 4	973 3	0 0	3461 4	19 1	269 2	237 3	0 0	525 2	3986 4
POSS OF COCAINE	342 5	3968 8	2635 9	0 0	6945 8	40 3	754 5	647 8	0 0	1441 6	8386 7
ATMPT VIOL SUBSTANCE	6 0	130 0	131 0	0 0	267 0	2 0	67 0	71 1	0 0	140 1	407 0
MISC DRUGS TRAFFICKI	4 0	52 0	32 0	0 0	88 0	2 0	14 0	6 0	0 0	22 0	110 0
TRAF COCAINE LESS 20	1 0	84 0	69 0	0 0	154 0	2 0	15 0	16 0	0 0	33 0	187 0
TRAF COCAINE 201-400	1 0	20 0	19 0	0 0	40 0	1 0	3 0	3 0	0 0	7 0	47 0
TRAF COCAINE 401+ GM	0 0	8 0	13 0	0 0	21 0	0 0	0 0	2 0	0 0	2 0	23 0
TRAF NARCOTIC LESS 1	0 0	1 0	1 0	0 0	2 0	0 0	2 0	0 0	0 0	2 0	4 0
TRAF NARCOTIC 15-28	0 0	3 0	1 0	0 0	4 0	0 0	1 0	2 0	0 0	3 0	7 0
TRAF NARCOTIC 29+ GM	0 0	3 0	1 0	0 0	4 0	0 0	0 0	1 0	0 0	1 0	5 0
TRAF MARIJNA 101-200	0 0	16 0	18 0	0 0	34 0	0 0	3 0	2 0	0 0	5 0	39 0
TRAF MARIJNA 2001-10	0 0	3 0	0 0	0 0	3 0	1 0	1 0	1 0	0 0	3 0	6 0
TRAF MARIJNA 10001+	0 0	3 0	1 0	0 0	4 0	0 0	0 0	0 0	0 0	0 0	4 0
TRAF METHAQUALONE< 4	0 0	3 0	7 0	0 0	10 0	0 0	2 0	2 0	0 0	4 0	14 0
TRAF METHAQUALONE>=4	0 0	2 0	3 0	0 0	5 0	0 0	0 0	2 0	0 0	2 0	7 0
TRAF AMPHTMINE 28-19	0 0	13 0	8 0	0 0	21 0	0 0	1 0	2 0	0 0	3 0	24 0
TRAF AMPHTMINE 200-3	1 0	2 0	8 0	0 0	11 0	0 0	0 0	0 0	0 0	0 0	11 0
TRAF AMPHTMINE 400+	0 0	0 0	0 0	0 0	0 0	0 0	1 0	0 0	0 0	1 0	1 0
CNSPIRE TRAFFIC CNTR	2 0	4 0	1 0	0 0	7 0	1 0	2 0	1 0	0 0	4 0	11 0
TRANSACTIONS CNTRFT	0 0	1 0	1 0	0 0	2 0	0 0	1 0	0 0	0 0	1 0	3 0
USE COMM FACLTY VIO	2 0	5 0	8 0	0 0	15 0	2 0	4 0	4 0	0 0	10 0	25 0
ATT/CONSPRCY COMMT C	0 0	30 0	11 0	0 0	41 0	1 0	11 0	10 0	0 0	22 0	63 0
UNAUTH DIST CONTRLLD	0 0	4 0	3 0	0 0	7 0	0 0	2 0	0 0	0 0	2 0	9 0
ILLGL DIST CONTRLLD	0 0	7 0	9 0	0 0	16 0	0 0	1 0	1 0	0 0	2 0	18 0
VIOL MOTOR VEHICLE L	5 0	123 0	98 0	0 0	226 0	1 0	26 0	16 0	0 0	43 0	269 0
ALTER CAR TITLE	78 1	587 1	399 1	0 0	1064 1	17 1	142 1	90 1	0 0	249 1	1313 1
CHOP SHOP VIOLATION	100 2	1280 2	911 3	0 0	2291 3	30 2	301 2	213 3	0 0	544 2	2835 3
DRVNG HABTL VIOLATOR	439 7	4192 8	2731 9	0 0	7362 8	46 4	704 5	481 6	0 0	1231 5	8593 8
HABIT TRAF VOIL/IMPA	76 1	601 1	383 1	0 0	1060 1	12 1	128 1	93 1	0 0	233 1	1293 1
HABIT TRAF VIOL/OTHE	266 4	1944 4	996 3	0 0	3206 4	42 3	559 4	302 4	0 0	903 4	4109 4
SELL UNSTAMPED CIG/C	128 2	824 2	465 2	0 0	1417 2	40 3	265 2	176 2	0 0	481 2	1898 2
TAMPER STAMPS	159 2	1194 2	641 2	0 0	1994 2	34 3	339 2	175 2	0 0	548 2	2542 2
COUNTERFEIT STAMPS	229 4	1386 3	847 3	0 0	2462 3	43 3	517 3	282 3	0 0	842 3	3304 3

(continued)

Probationer Statistical Profile

Sample: Active & admin probationers, not in facilities
Act probationers 06/23/2005

Requestor: Nancy Phillips, Statistician

Most serious offense by current age & sex (continued)

Most serious offense	M e n				W o m e n				Grand Total %		
	age 00-21 %	age 22-39 %	age 40-98 %	age UNKWN %	Men Total %	age 00-21 %	age 22-39 %	age 40-98 %		Women Total %	
DSTL ALCOHOL BEVERAG	103 2	1284 2	849 3	0 0	2236 3	32 2	439 3	243 3	0 0	714 3	2950 3
MANUFAC ALTER STAMPS	176 3	675 1	360 1	0 0	1211 1	55 4	291 2	123 1	0 0	469 2	1680 1
POSS UNAUTHORIZED ST	468 7	4107 8	2265 8	0 0	6840 8	75 6	1115 7	703 8	0 0	1893 8	8733 8
POSS CONTRABAND ARTI	85 1	792 2	413 1	0 0	1290 1	19 1	297 2	164 2	0 0	480 2	1770 2
TRNSPRT CONTRABAND A	63 1	601 1	361 1	0 0	1025 1	20 2	212 1	94 1	0 0	326 1	1351 1
CONCEAL CONTRABAND	241 4	1416 3	781 3	0 0	2438 3	46 4	486 3	232 3	0 0	764 3	3202 3
CONVYNCE HANDLE CONT	174 3	1664 3	998 3	0 0	2836 3	27 2	411 3	243 3	0 0	681 3	3517 3
MISC MRALS/PBLIC H/S	39 1	573 1	336 1	0 0	948 1	10 1	126 1	69 1	0 0	205 1	1153 1
VIOL GAME AND FISH L	214 3	1544 3	805 3	0 0	2563 3	44 3	510 3	291 3	0 0	845 3	3408 3
MISC CORRECTIONL INS	133 2	882 2	393 1	0 0	1408 2	27 2	260 2	146 2	0 0	433 2	1841 2
VIOLATN OTHR STATES	174 3	1249 2	617 2	0 0	2040 2	39 3	477 3	241 3	0 0	757 3	2797 2
IMMIGRATION VIOLATIO	386 6	2770 5	1360 5	0 0	4516 5	75 6	735 5	398 5	0 0	1208 5	5724 5
CONSPIRACY	94 1	782 1	434 1	0 0	1310 1	12 1	275 2	102 1	0 0	389 2	1699 1
INTERMARRIAGE CLOSE	130 2	1039 2	565 2	0 0	1734 2	36 3	338 2	190 2	0 0	564 2	2298 2
CRMNL ATMPT	222 3	1787 3	1039 4	0 0	3048 3	23 2	560 4	303 4	0 0	886 4	3934 3
AIRCRAFT HIJACKING	66 1	546 1	267 1	0 0	879 1	14 1	141 1	77 1	0 0	232 1	1111 1
UNAUTH DIST RECRD DE	56 1	354 1	243 1	0 0	653 1	26 2	98 1	81 1	0 0	205 1	858 1
NONPYMT AGR NVL STOR	101 2	827 2	549 2	0 0	1477 2	29 2	280 2	182 2	0 0	491 2	1968 2
CRMNL SOLICITATION	48 1	606 1	392 1	0 0	1046 1	2 0	131 1	109 1	0 0	242 1	1288 1
PARTY TO A CRIME	151 2	1396 3	822 3	0 0	2369 3	25 2	291 2	184 2	0 0	500 2	2869 3
CRMNL TRESPASSING	78 1	508 1	269 1	0 0	855 1	17 1	160 1	96 1	0 0	273 1	1128 1
HIRE JUVENILE SELL D	147 2	838 2	360 1	0 0	1345 2	32 2	267 2	121 1	0 0	420 2	1765 2
GANG PARTICIPATION	73 1	728 1	363 1	0 0	1164 1	19 1	162 1	89 1	0 0	270 1	1434 1
Total reported	11396	91369	51122	0	153887	2259	26055	14661	0	42975	196862
Percent Reported	173.9	171.1	169.7		170.8	173.9	171.0	171.4		171.3	170.9
NOT REPORTED	91	751	516	0	1358	10	265	150	0	425	1783
Total	6552	53400	30131	0	90083	1299	15241	8554	0	25094	115177

Probationer Statistical Profile

Sample: Active & admin probationers, not in facilities
Act probationers 06/23/2005

Requestor: Nancy Phillips, Statistician

Most serious crime type by current age & sex

Crime type	M e n					W o m e n					Grand Total %
	age 00-21	age 22-39	age 40-98	age UNKWN	Men Total %	age 00-21	age 22-39	age 40-98	age UNKWN	Women Total %	
VIOL/PERSN	736 11	8713 16	5804 19	0 0	15253 17	146 11	1845 12	956 11	0 0	2947 12	18200 16
NVIOL/PERS	119 2	691 1	362 1	0 0	1172 1	19 1	70 0	57 1	0 0	146 1	1318 1
PROPERTY	3036 46	16751 31	8086 27	0 0	27873 31	711 55	7854 52	3787 44	0 0	12352 49	40225 35
DRUG SALES	510 8	5207 10	2031 7	0 0	7748 9	55 4	720 5	526 6	0 0	1301 5	9049 8
DRUG POSSN	1487 23	15073 28	8115 27	0 0	24675 27	300 23	3827 25	2668 31	0 0	6795 27	31470 27
ALCOHOL	3 0	6 0	6 0	0 0	15 0	0 0	2 0	1 0	0 0	3 0	18 0
HABIT/DUI	8 0	780 1	1099 4	0 0	1887 2	1 0	67 0	125 1	0 0	193 1	2080 2
SEX OFFEND	349 5	2722 5	2510 8	0 0	5581 6	12 1	122 1	59 1	0 0	193 1	5774 5
OTHER	304 5	3457 6	2118 7	0 0	5879 7	55 4	734 5	375 4	0 0	1164 5	7043 6
Total reported	6552	53400	30131	0	90083	1299	15241	8554	0	25094	115177
Percent Reported	100.0	100.0	100.0		100.0	100.0	100.0	100.0		100.0	100.0
NOT REPORTED	0	0	0	0	0	0	0	0	0	0	0
Total	6552	53400	30131	0	90083	1299	15241	8554	0	25094	115177