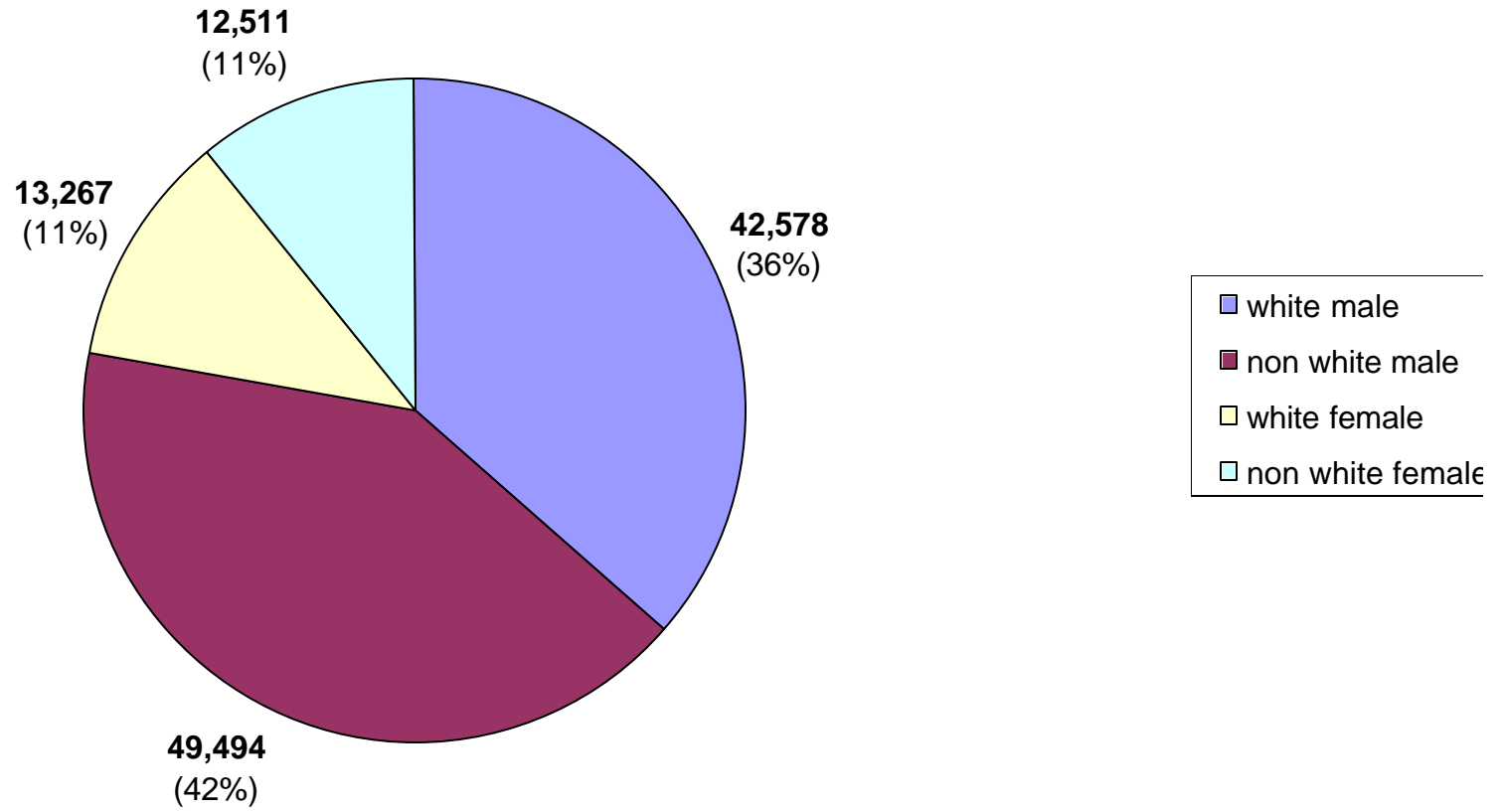
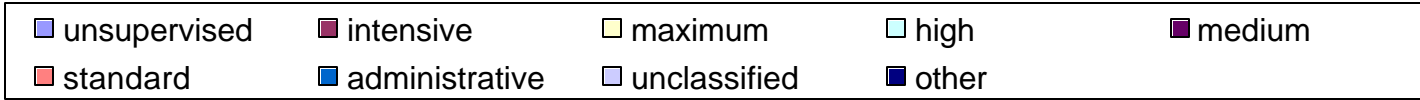
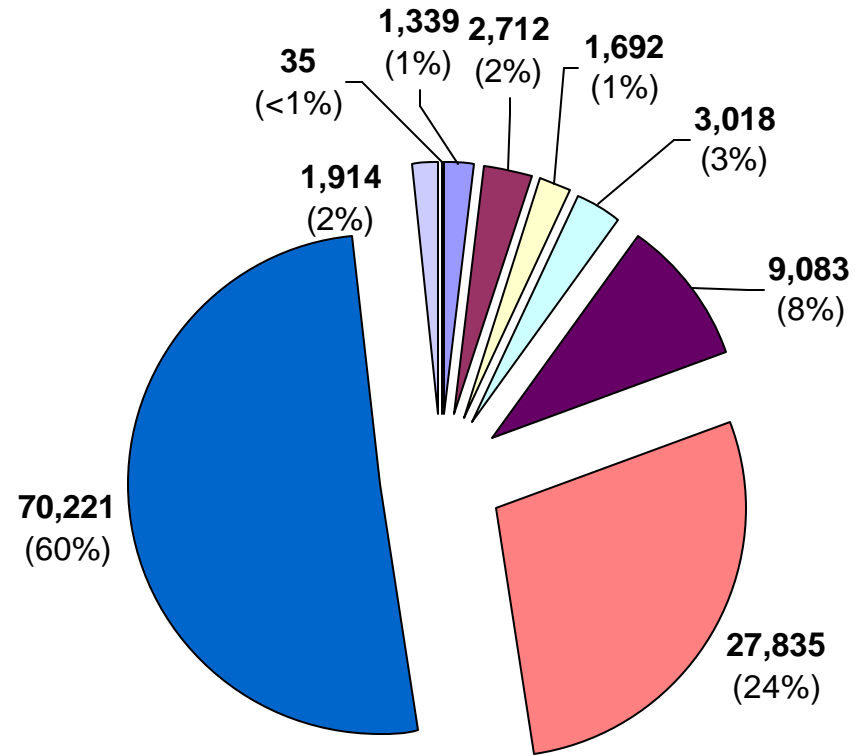


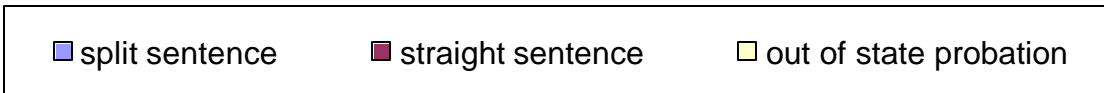
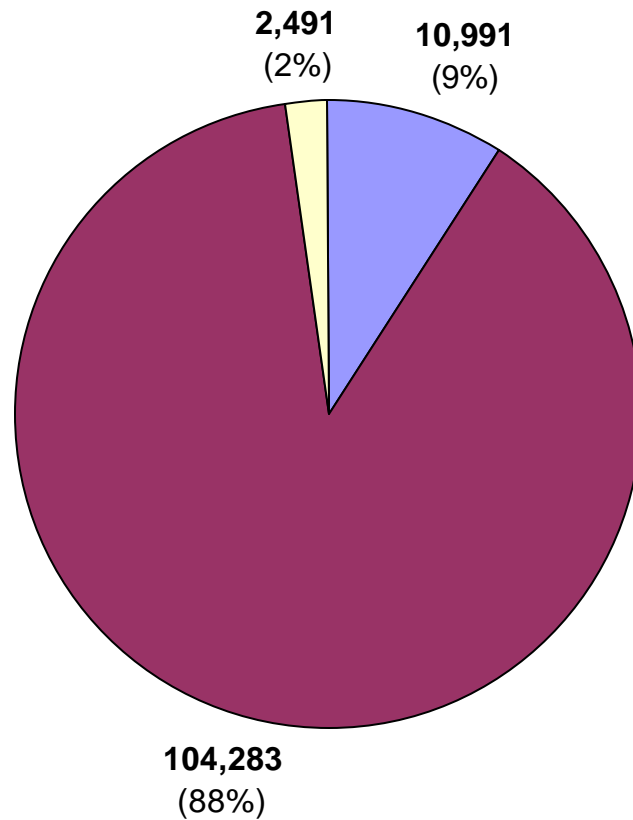
Active Street Probationers by Race & Gender




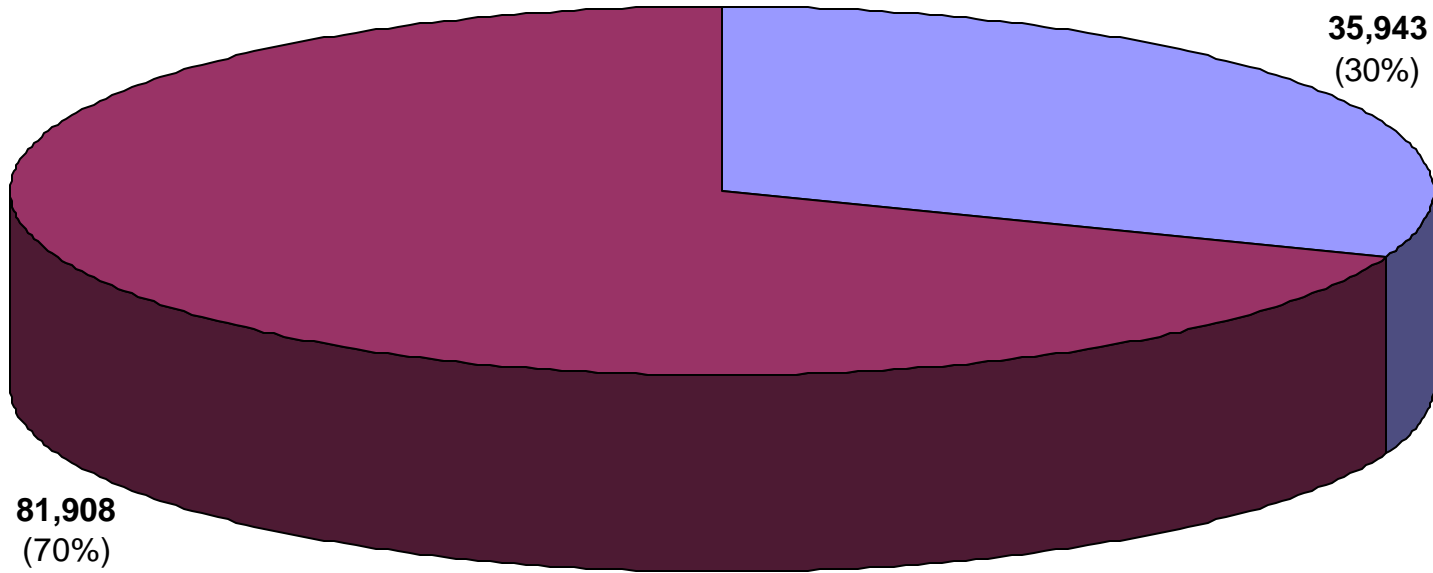
Active Street Probationers by Current Supervision



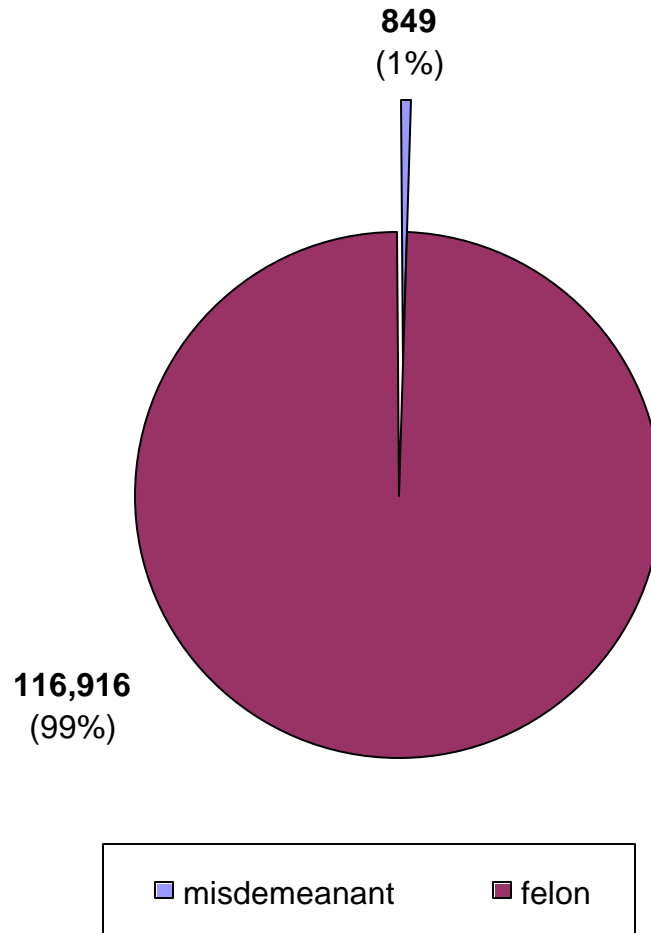
Active Street Probationers by Case Type



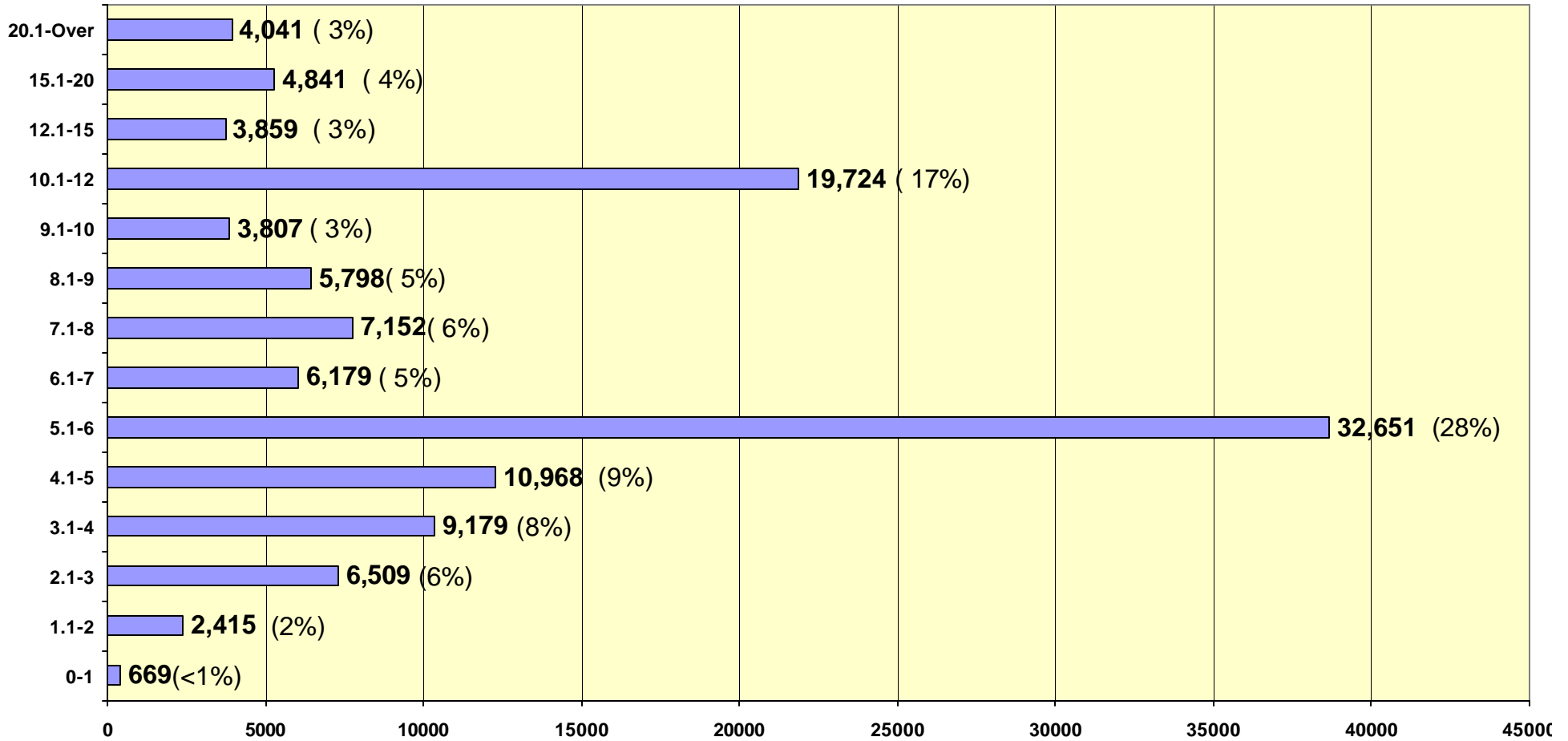
Active Street Probationers by Offender Status



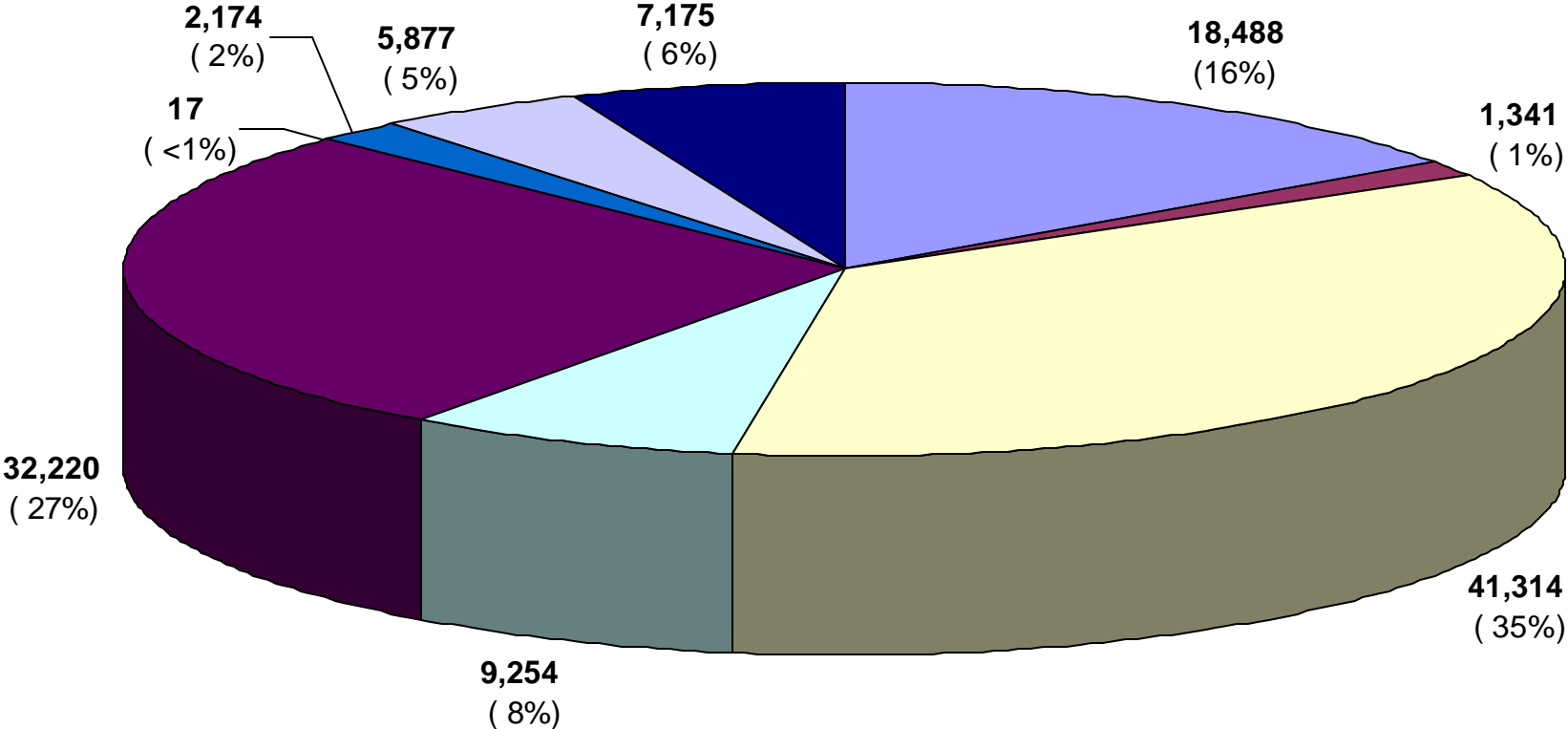
Active Street Probationers by Probationer Type



Active Street Probationers by Sentence Length



Active Street Probationers by Crime Type



- | | | | | |
|-------------|----------------|------------|------------|-----------|
| viol/person | nonviol/person | property | drug sales | drug poss |
| alcohol | habit/dui | sex offend | other | |

Probationer Statistical Profile

Table of contents for Active & admin probationers, not in facilities

Title	Page
-----	----
Race and sex	2
Current supervision type	3
County of conviction	4
Circuit of conviction	9
Circuit of supervision	11
Sentence length in years	13
Time served in years	14
Time left to serve	15
Case type	16
Release type	17
First offender status	18
Type probationer	19
Most serious crime by group	20
Most serious offense	21
Most serious crime type	31

Probationer Statistical Profile

Sample: Active & admin probationers, not in facilities
Act probationers 05/19/2005

Requestor: Nancy Phillips, Statistician

Race and sex by current age & sex

Race and sex	M e n					W o m e n					Grand Total %
	age 00-21 %	age 22-39 %	age 40-98 %	age UNKWN %	Men Total %	age 00-21 %	age 22-39 %	age 40-98 %	age UNKWN %	Women Total %	
WHITE MALE	3158 45	24004 44	15416 50	0 0	42578 46	0 0	0 0	0 0	0 0	0 0	42578 36
NON WHITE MALE	3865 55	30503 56	15126 50	0 0	49494 54	0 0	0 0	0 0	0 0	0 0	49494 42
WHITE FEMALE	0 0	0 0	0 0	0 0	0 0	729 52	7705 49	4833 56	0 0	13267 51	13267 11
NON WHITE FEMALE	0 0	0 0	0 0	0 0	0 0	686 48	7975 51	3850 44	0 0	12511 49	12511 11
Total reported	7023	54507	30542	0	92072	1415	15680	8683	0	25778	117850
Percent Reported	100.0	100.0	100.0		100.0	100.0	100.0	100.0		100.0	100.0
NOT REPORTED	0	0	1	0	1	0	0	0	0	0	1
Total	7023	54507	30543	0	92073	1415	15680	8683	0	25778	117851
AVERAGE W-AGE	20.07	29.63	48.03	.00	35.01	20.15	30.34	46.64	.00	35.27	35.07

*** Average age excludes missing dates of birth

Probationer Statistical Profile

Sample: Active & admin probationers, not in facilities
Act probationers 05/19/2005

Requestor: Nancy Phillips, Statistician

Current supervision type by current age & sex

Curr supv type	M e n					W o m e n					Grand Total %
	age 00-21	age 22-39	age 40-98	age UNKWN	Men Total %	age 00-21	age 22-39	age 40-98	age UNKWN	Women Total %	
UNSUPERVISED	20 0	592 1	549 2	0 0	1161 1	2 0	89 1	87 1	0 0	178 1	1339 1
WARRANT	0 0	1 0	0 0	0 0	1 0	0 0	0 0	0 0	0 0	0 0	1 0
BC AFTERCARE	0 0	0 0	0 0	0 0	0 0	0 0	0 0	0 0	0 0	0 0	0 0
HOME CONFINEMENT	0 0	1 0	0 0	0 0	1 0	0 0	0 0	0 0	0 0	0 0	1 0
INTENSIVE	395 6	1249 2	547 2	0 0	2191 2	52 4	310 2	159 2	0 0	521 2	2712 2
MAXIMUM	64 1	797 1	618 2	0 0	1479 2	11 1	109 1	93 1	0 0	213 1	1692 1
HIGH	233 3	1482 3	863 3	0 0	2578 3	15 1	258 2	167 2	0 0	440 2	3018 3
MEDIUM	764 11	4324 8	2415 8	0 0	7503 8	108 8	992 6	480 6	0 0	1580 6	9083 8
STANDARD	3003 43	11545 21	6498 21	0 0	21046 23	788 56	4137 26	1864 21	0 0	6789 26	27835 24
ADMINISTRATIVE	2418 34	33502 61	18549 61	0 0	54469 59	430 30	9589 61	5733 66	0 0	15752 61	70221 60
FINANCIAL	0 0	0 0	35 0	0 0	35 0	0 0	0 0	0 0	0 0	0 0	35 0
OBSOLETE CODES	0 0	0 0	0 0	0 0	0 0	0 0	0 0	0 0	0 0	0 0	0 0
UNCLASSIFIED	126 2	1014 2	469 2	0 0	1609 2	9 1	196 1	100 1	0 0	305 1	1914 2
Total reported	7023	54507	30543	0	92073	1415	15680	8683	0	25778	117851
Percent Reported	100.0	100.0	100.0		100.0	100.0	100.0	100.0		100.0	100.0
NOT REPORTED	0	0	0	0	0	0	0	0	0	0	0
Total	7023	54507	30543	0	92073	1415	15680	8683	0	25778	117851

Probationer Statistical Profile

Sample: Active & admin probationers, not in facilities
Act probationers 05/19/2005

Requestor: Nancy Phillips, Statistician

County of conviction by current age & sex

County	M e n					W o m e n					Grand	
	age	age	age	age	Men	age	age	age	age	Women		Total
	00-21	% 22-39	% 40-98	% UNKWN	% Total	00-21	% 22-39	% 40-98	% UNKWN	% Total	Total	%
Appling	14 0	147 0	63 0	0 0	224 0	4 0	30 0	7 0	0 0	41 0	265 0	
Atkinson	16 0	67 0	41 0	0 0	124 0	1 0	18 0	8 0	0 0	27 0	151 0	
Bacon	10 0	60 0	37 0	0 0	107 0	3 0	10 0	8 0	0 0	21 0	128 0	
Baker	2 0	26 0	17 0	0 0	45 0	0 0	2 0	2 0	0 0	4 0	49 0	
Baldwin	63 1	494 1	276 1	0 0	833 1	7 0	121 1	74 1	0 0	202 1	1035 1	
Banks	10 0	101 0	78 0	0 0	189 0	0 0	46 0	23 0	0 0	69 0	258 0	
Barrow	34 0	273 1	189 1	0 0	496 1	8 1	97 1	63 1	0 0	168 1	664 1	
Bartow	62 1	901 2	565 2	0 0	1528 2	20 1	293 2	138 2	0 0	451 2	1979 2	
Ben Hill	15 0	167 0	106 0	0 0	288 0	3 0	65 0	28 0	0 0	96 0	384 0	
Berrien	20 0	117 0	93 0	0 0	230 0	11 1	33 0	17 0	0 0	61 0	291 0	
Bibb	175 2	1511 3	855 3	0 0	2541 3	24 2	483 3	245 3	0 0	752 3	3293 3	
Bleckley	25 0	123 0	63 0	0 0	211 0	4 0	42 0	16 0	0 0	62 0	273 0	
Brantley	9 0	49 0	42 0	0 0	100 0	5 0	17 0	6 0	0 0	28 0	128 0	
Brooks	17 0	134 0	45 0	0 0	196 0	4 0	18 0	13 0	0 0	35 0	231 0	
Bryan	17 0	102 0	45 0	0 0	164 0	2 0	23 0	12 0	0 0	37 0	201 0	
Bulloch	75 1	452 1	153 1	0 0	680 1	25 2	126 1	44 1	0 0	195 1	875 1	
Burke	31 0	111 0	52 0	0 0	194 0	4 0	25 0	17 0	0 0	46 0	240 0	
Butts	13 0	182 0	118 0	0 0	313 0	5 0	47 0	26 0	0 0	78 0	391 0	
Calhoun	2 0	70 0	37 0	0 0	109 0	0 0	12 0	12 0	0 0	24 0	133 0	
Camden	35 0	237 0	98 0	0 0	370 0	3 0	54 0	30 0	0 0	87 0	457 0	
Candler	3 0	64 0	29 0	0 0	96 0	0 0	25 0	14 0	0 0	39 0	135 0	
Carroll	69 1	434 1	214 1	0 0	717 1	11 1	139 1	77 1	0 0	227 1	944 1	
Catoosa	58 1	326 1	163 1	0 0	547 1	17 1	115 1	65 1	0 0	197 1	744 1	
Charlton	5 0	47 0	26 0	0 0	78 0	1 0	9 0	8 0	0 0	18 0	96 0	
Chatham	227 3	1591 3	816 3	0 0	2634 3	52 4	526 3	293 3	0 0	871 3	3505 3	
Chattahoochee	3 0	18 0	14 0	0 0	35 0	0 0	10 0	2 0	0 0	12 0	47 0	
Chattooga	14 0	212 0	116 0	0 0	342 0	8 1	56 0	33 0	0 0	97 0	439 0	
Cherokee	135 2	841 2	475 2	0 0	1451 2	42 3	268 2	179 2	0 0	489 2	1940 2	
Clarke	98 1	511 1	251 1	0 0	860 1	9 1	139 1	70 1	0 0	218 1	1078 1	
Clay	3 0	45 0	24 0	0 0	72 0	1 0	7 0	5 0	0 0	13 0	85 0	
Clayton	204 3	706 1	369 1	0 0	1279 1	60 4	306 2	134 2	0 0	500 2	1779 2	
Clinch	11 0	105 0	65 0	0 0	181 0	2 0	30 0	16 0	0 0	48 0	229 0	
Cobb	508 7	4158 8	2295 8	0 0	6961 8	83 6	1149 7	713 8	0 0	1945 8	8906 8	
Coffee	11 0	241 0	127 0	0 0	379 0	4 0	51 0	36 0	0 0	91 0	470 0	

(continued)

Probationer Statistical Profile

Sample: Active & admin probationers, not in facilities
Act probationers 05/19/2005

Requestor: Nancy Phillips, Statistician

County of conviction by current age & sex (continued)

County	M e n					W o m e n					Grand Total %
	age 00-21	age % 22-39	age % 40-98	age % UNKWN	Men % Total	age 00-21	age % 22-39	age % 40-98	age % UNKWN	Women % Total	
Colquit	49 1	405 1	191 1	0 0	645 1	12 1	101 1	35 0	0 0	148 1	793 1
Columbia	63 1	312 1	132 0	0 0	507 1	5 0	86 1	56 1	0 0	147 1	654 1
Cook	26 0	216 0	140 0	0 0	382 0	2 0	46 0	39 0	0 0	87 0	469 0
Coweta	84 1	396 1	211 1	0 0	691 1	16 1	142 1	65 1	0 0	223 1	914 1
Crawford	14 0	53 0	29 0	0 0	96 0	1 0	9 0	9 0	0 0	19 0	115 0
Crisp	27 0	261 0	152 0	0 0	440 0	12 1	114 1	34 0	0 0	160 1	600 1
Dade	21 0	166 0	89 0	0 0	276 0	2 0	66 0	29 0	0 0	97 0	373 0
Dawson	11 0	128 0	79 0	0 0	218 0	7 0	44 0	34 0	0 0	85 0	303 0
Decatur	27 0	297 1	191 1	0 0	515 1	4 0	114 1	53 1	0 0	171 1	686 1
DeKalb	326 5	2223 4	1185 4	0 0	3734 4	63 4	684 4	305 4	0 0	1052 4	4786 4
Dodge	16 0	126 0	75 0	0 0	217 0	6 0	37 0	20 0	0 0	63 0	280 0
Dooly	14 0	138 0	75 0	0 0	227 0	3 0	31 0	24 0	0 0	58 0	285 0
Dougherty	184 3	1707 3	1008 3	0 0	2899 3	30 2	427 3	251 3	0 0	708 3	3607 3
Douglas	129 2	1300 2	802 3	0 0	2231 2	45 3	493 3	274 3	0 0	812 3	3043 3
Early	21 0	171 0	94 0	0 0	286 0	2 0	42 0	20 0	0 0	64 0	350 0
Echols	0 0	10 0	16 0	0 0	26 0	1 0	0 0	1 0	0 0	2 0	28 0
Effingham	48 1	196 0	97 0	0 0	341 0	9 1	71 0	40 0	0 0	120 0	461 0
Elbert	11 0	138 0	103 0	0 0	252 0	0 0	28 0	31 0	0 0	59 0	311 0
Emanuel	21 0	119 0	59 0	0 0	199 0	5 0	27 0	16 0	0 0	48 0	247 0
Evans	8 0	57 0	33 0	0 0	98 0	5 0	8 0	8 0	0 0	21 0	119 0
Fannin	11 0	129 0	116 0	0 0	256 0	2 0	47 0	26 0	0 0	75 0	331 0
Fayette	50 1	357 1	163 1	0 0	570 1	8 1	135 1	76 1	0 0	219 1	789 1
Floyd	76 1	897 2	595 2	0 0	1568 2	29 2	315 2	202 2	0 0	546 2	2114 2
Forsyth	58 1	341 1	216 1	0 0	615 1	6 0	89 1	59 1	0 0	154 1	769 1
Franklin	15 0	149 0	103 0	0 0	267 0	0 0	41 0	24 0	0 0	65 0	332 0
Fulton	482 7	3925 7	2113 7	0 0	6520 7	51 4	708 5	420 5	0 0	1179 5	7699 7
Gilmer	21 0	196 0	145 0	0 0	362 0	4 0	64 0	43 0	0 0	111 0	473 0
Glascocock	2 0	9 0	7 0	0 0	18 0	0 0	2 0	1 0	0 0	3 0	21 0
Glynn	62 1	547 1	279 1	0 0	888 1	14 1	163 1	89 1	0 0	266 1	1154 1
Gordon	45 1	410 1	288 1	0 0	743 1	13 1	150 1	100 1	0 0	263 1	1006 1
Grady	22 0	225 0	129 0	0 0	376 0	2 0	47 0	33 0	0 0	82 0	458 0
Greene	15 0	207 0	70 0	0 0	292 0	0 0	40 0	16 0	0 0	56 0	348 0
Gwinnett	416 6	2765 5	1377 5	0 0	4558 5	86 6	750 5	398 5	0 0	1234 5	5792 5
Habersham	27 0	146 0	88 0	0 0	261 0	10 1	45 0	29 0	0 0	84 0	345 0
Hall	100 1	700 1	475 2	0 0	1275 1	23 2	233 1	149 2	0 0	405 2	1680 1

(continued)

Probationer Statistical Profile

Sample: Active & admin probationers, not in facilities
Act probationers 05/19/2005

Requestor: Nancy Phillips, Statistician

County of conviction by current age & sex (continued)

County	M e n				W o m e n				Grand Total %		
	age 00-21	age % 22-39	age % 40-98	age % UNKWN	Men % Total	age 00-21	age % 22-39	age % 40-98		Women % Total	
Hancock	11 0	66 0	42 0	0 0	119 0	0 0	11 0	8 0	0 0	19 0	138 0
Haralson	19 0	163 0	147 0	0 0	329 0	4 0	36 0	28 0	0 0	68 0	397 0
Harris	21 0	101 0	70 0	0 0	192 0	1 0	20 0	14 0	0 0	35 0	227 0
Hart	4 0	134 0	68 0	0 0	206 0	0 0	31 0	23 0	0 0	54 0	260 0
Heard	2 0	45 0	26 0	0 0	73 0	1 0	9 0	6 0	0 0	16 0	89 0
Henry	136 2	900 2	391 1	0 0	1427 2	27 2	254 2	145 2	0 0	426 2	1853 2
Houston	94 1	747 1	426 1	0 0	1267 1	16 1	262 2	95 1	0 0	373 1	1640 1
Irwin	16 0	81 0	70 0	0 0	167 0	1 0	12 0	7 0	0 0	20 0	187 0
Jackson	47 1	346 1	229 1	0 0	622 1	3 0	101 1	52 1	0 0	156 1	778 1
Jasper	15 0	78 0	55 0	0 0	148 0	2 0	13 0	16 0	0 0	31 0	179 0
Jeff Davis	14 0	101 0	64 0	0 0	179 0	4 0	17 0	11 0	0 0	32 0	211 0
Jefferson	13 0	127 0	60 0	0 0	200 0	1 0	19 0	12 0	0 0	32 0	232 0
Jenkins	12 0	83 0	41 0	0 0	136 0	2 0	20 0	6 0	0 0	28 0	164 0
Johnson	3 0	72 0	29 0	0 0	104 0	1 0	10 0	11 0	0 0	22 0	126 0
Jones	24 0	202 0	128 0	0 0	354 0	7 0	40 0	26 0	0 0	73 0	427 0
Lamar	8 0	185 0	79 0	0 0	272 0	5 0	38 0	18 0	0 0	61 0	333 0
Lanier	11 0	85 0	58 0	0 0	154 0	3 0	12 0	11 0	0 0	26 0	180 0
Laurens	25 0	398 1	222 1	0 0	645 1	9 1	87 1	43 0	0 0	139 1	784 1
Lee	19 0	213 0	128 0	0 0	360 0	8 1	35 0	17 0	0 0	60 0	420 0
Liberty	24 0	180 0	63 0	0 0	267 0	4 0	52 0	24 0	0 0	80 0	347 0
Lincoln	4 0	67 0	35 0	0 0	106 0	1 0	8 0	11 0	0 0	20 0	126 0
Long	8 0	35 0	26 0	0 0	69 0	1 0	7 0	7 0	0 0	15 0	84 0
Lowndes	157 2	1161 2	528 2	0 0	1846 2	30 2	309 2	150 2	0 0	489 2	2335 2
Lumpkin	12 0	164 0	109 0	0 0	285 0	4 0	42 0	27 0	0 0	73 0	358 0
Macon	7 0	119 0	124 0	0 0	250 0	0 0	16 0	15 0	0 0	31 0	281 0
Madison	17 0	120 0	79 0	0 0	216 0	2 0	30 0	22 0	0 0	54 0	270 0
Marion	13 0	44 0	28 0	0 0	85 0	0 0	9 0	8 0	0 0	17 0	102 0
McDuffie	20 0	160 0	76 0	0 0	256 0	6 0	40 0	19 0	0 0	65 0	321 0
McIntosh	13 0	64 0	42 0	0 0	119 0	2 0	19 0	13 0	0 0	34 0	153 0
Meriwether	25 0	141 0	104 0	0 0	270 0	3 0	40 0	19 0	0 0	62 0	332 0
Miller	11 0	96 0	43 0	0 0	150 0	3 0	10 0	9 0	0 0	22 0	172 0
Mitchell	27 0	280 1	121 0	0 0	428 0	1 0	73 0	30 0	0 0	104 0	532 0
Monroe	16 0	149 0	93 0	0 0	258 0	3 0	53 0	17 0	0 0	73 0	331 0
Montgomery	7 0	68 0	31 0	0 0	106 0	0 0	18 0	10 0	0 0	28 0	134 0
Morgan	7 0	124 0	80 0	0 0	211 0	2 0	17 0	13 0	0 0	32 0	243 0

(continued)

Probationer Statistical Profile

Sample: Active & admin probationers, not in facilities
Act probationers 05/19/2005

Requestor: Nancy Phillips, Statistician

County of conviction by current age & sex (continued)

County	M e n					W o m e n					Grand Total %
	age 00-21 %	age 22-39 %	age 40-98 %	age UNKWN %	Men Total %	age 00-21 %	age 22-39 %	age 40-98 %	age UNKWN %	Women Total %	
Murray	18 0	176 0	70 0	0 0	264 0	1 0	40 0	19 0	0 0	60 0	324 0
Muscogee	185 3	1152 2	665 2	0 0	2002 2	43 3	489 3	261 3	0 0	793 3	2795 2
Newton	59 1	699 1	502 2	0 0	1260 1	16 1	177 1	122 1	0 0	315 1	1575 1
Oconee	10 0	52 0	35 0	0 0	97 0	1 0	18 0	12 0	0 0	31 0	128 0
Oglethorpe	4 0	73 0	33 0	0 0	110 0	0 0	9 0	5 0	0 0	14 0	124 0
Paulding	63 1	373 1	219 1	0 0	655 1	9 1	74 0	59 1	0 0	142 1	797 1
Peach	35 0	155 0	80 0	0 0	270 0	0 0	38 0	17 0	0 0	55 0	325 0
Pickens	8 0	125 0	103 0	0 0	236 0	2 0	51 0	30 0	0 0	83 0	319 0
Pierce	3 0	47 0	21 0	0 0	71 0	1 0	11 0	13 0	0 0	25 0	96 0
Pike	4 0	51 0	28 0	0 0	83 0	1 0	8 0	4 0	0 0	13 0	96 0
Polk	19 0	311 1	228 1	0 0	558 1	3 0	61 0	58 1	0 0	122 0	680 1
Pulaski	15 0	58 0	29 0	0 0	102 0	4 0	15 0	17 0	0 0	36 0	138 0
Putnam	15 0	168 0	128 0	0 0	311 0	5 0	39 0	25 0	0 0	69 0	380 0
Quitman	3 0	27 0	16 0	0 0	46 0	1 0	6 0	5 0	0 0	12 0	58 0
Rabun	12 0	84 0	58 0	0 0	154 0	6 0	18 0	26 0	0 0	50 0	204 0
Randolph	9 0	109 0	50 0	0 0	168 0	1 0	32 0	17 0	0 0	50 0	218 0
Richmond	187 3	1379 3	650 2	0 0	2216 2	38 3	464 3	222 3	0 0	724 3	2940 2
Rockdale	49 1	339 1	168 1	0 0	556 1	11 1	130 1	52 1	0 0	193 1	749 1
Schley	4 0	53 0	40 0	0 0	97 0	1 0	15 0	4 0	0 0	20 0	117 0
Screven	21 0	122 0	73 0	0 0	216 0	2 0	47 0	33 0	0 0	82 0	298 0
Seminole	13 0	127 0	80 0	0 0	220 0	4 0	32 0	14 0	0 0	50 0	270 0
Spalding	74 1	491 1	241 1	0 0	806 1	25 2	213 1	111 1	0 0	349 1	1155 1
Stephens	28 0	116 0	103 0	0 0	247 0	10 1	41 0	33 0	0 0	84 0	331 0
Stewart	2 0	73 0	48 0	0 0	123 0	0 0	12 0	13 0	0 0	25 0	148 0
Sumter	47 1	512 1	388 1	0 0	947 1	8 1	146 1	92 1	0 0	246 1	1193 1
Talbot	3 0	30 0	30 0	0 0	63 0	0 0	3 0	5 0	0 0	8 0	71 0
Taliaferro	4 0	19 0	8 0	0 0	31 0	0 0	2 0	4 0	0 0	6 0	37 0
Tattnall	9 0	76 0	52 0	0 0	137 0	2 0	14 0	16 0	0 0	32 0	169 0
Taylor	13 0	73 0	40 0	0 0	126 0	3 0	13 0	4 0	0 0	20 0	146 0
Telfair	13 0	122 0	48 0	0 0	183 0	3 0	44 0	24 0	0 0	71 0	254 0
Terrell	16 0	164 0	59 0	0 0	239 0	8 1	34 0	21 0	0 0	63 0	302 0
Thomas	88 1	669 1	342 1	0 0	1099 1	10 1	191 1	87 1	0 0	288 1	1387 1
Tift	32 0	359 1	208 1	0 0	599 1	3 0	87 1	50 1	0 0	140 1	739 1
Toombs	20 0	151 0	78 0	0 0	249 0	6 0	49 0	28 0	0 0	83 0	332 0
Towns	3 0	42 0	26 0	0 0	71 0	0 0	12 0	8 0	0 0	20 0	91 0

(continued)

Probationer Statistical Profile

Sample: Active & admin probationers, not in facilities
Act probationers 05/19/2005

Requestor: Nancy Phillips, Statistician

County of conviction by current age & sex (continued)

County	M e n					W o m e n					Grand Total %
	age 00-21	age % 22-39	age % 40-98	age % UNKWN	Men % Total	age 00-21	age % 22-39	age % 40-98	age % UNKWN	Women % Total	
Treutlen	6 0	66 0	41 0	0 0	113 0	1 0	12 0	11 0	0 0	24 0	137 0
Troup	80 1	452 1	239 1	0 0	771 1	19 1	174 1	73 1	0 0	266 1	1037 1
Turner	11 0	94 0	43 0	0 0	148 0	1 0	14 0	9 0	0 0	24 0	172 0
Twiggs	5 0	52 0	36 0	0 0	93 0	0 0	18 0	9 0	0 0	27 0	120 0
Union	11 0	74 0	43 0	0 0	128 0	2 0	23 0	18 0	0 0	43 0	171 0
Upson	28 0	185 0	70 0	0 0	283 0	5 0	60 0	23 0	0 0	88 0	371 0
Walker	51 1	364 1	212 1	0 0	627 1	8 1	110 1	67 1	0 0	185 1	812 1
Walton	58 1	611 1	426 1	0 0	1095 1	13 1	137 1	85 1	0 0	235 1	1330 1
Ware	31 0	200 0	141 0	0 0	372 0	6 0	63 0	42 0	0 0	111 0	483 0
Warren	2 0	43 0	27 0	0 0	72 0	2 0	2 0	0 0	0 0	4 0	76 0
Washington	15 0	102 0	52 0	0 0	169 0	4 0	24 0	10 0	0 0	38 0	207 0
Wayne	38 1	201 0	148 0	0 0	387 0	10 1	76 0	36 0	0 0	122 0	509 0
Webster	9 0	29 0	36 0	0 0	74 0	0 0	8 0	3 0	0 0	11 0	85 0
Wheeler	2 0	28 0	26 0	0 0	56 0	2 0	9 0	8 0	0 0	19 0	75 0
White	6 0	114 0	89 0	0 0	209 0	1 0	38 0	19 0	0 0	58 0	267 0
Whitfield	70 1	632 1	336 1	0 0	1038 1	18 1	264 2	142 2	0 0	424 2	1462 1
Wilcox	6 0	46 0	29 0	0 0	81 0	2 0	11 0	4 0	0 0	17 0	98 0
Wilkes	10 0	91 0	52 0	0 0	153 0	1 0	19 0	16 0	0 0	36 0	189 0
Wilkinson	7 0	79 0	48 0	0 0	134 0	3 0	15 0	12 0	0 0	30 0	164 0
Worth	11 0	163 0	104 0	0 0	278 0	0 0	26 0	20 0	0 0	46 0	324 0
Out of state	120 2	1157 2	600 2	0 0	1877 2	31 2	381 2	177 2	0 0	589 2	2466 2
Total reported	7023	54504	30542	0	92069	1415	15680	8681	0	25776	117845
Percent Reported	100.0	100.0	100.0		100.0	100.0	100.0	100.0		100.0	100.0
Not reported	0	3	1	0	4	0	0	2	0	2	6
Total	7023	54507	30543	0	92073	1415	15680	8683	0	25778	117851

Probationer Statistical Profile

Sample: Active & admin probationers, not in facilities
Act probationers 05/19/2005

Requestor: Nancy Phillips, Statistician

Circuit of conviction by current age & sex

Circuit of conv	M e n					W o m e n					Grand	
	age 00-21	age 22-39	age 40-98	age UNKWN	Men Total	age 00-21	age 22-39	age 40-98	age UNKWN	Women Total		Total
Alapaha	84	591	398	0	1073	19	139	91	0	249	1322	1
Alcovy	117	1311	928	0	2356	29	314	208	0	551	2907	3
Atlanta	485	4324	2786	0	7595	51	727	497	0	1275	8870	8
Atlantic	79	609	393	0	1081	16	129	95	0	240	1321	1
Augusta	281	1938	1008	0	3227	47	586	306	0	939	4166	4
Blue Ridge	135	841	475	0	1451	42	268	179	0	489	1940	2
Brunswick	163	1233	652	0	2048	35	340	174	0	549	2597	2
Chattahoochee	238	1418	847	0	2503	47	544	294	0	885	3388	3
Cherokee	107	1311	854	0	2272	33	443	238	0	714	2986	3
Clayton	204	705	367	0	1276	60	304	133	0	497	1773	2
Cobb	508	4153	2295	0	6956	83	1148	711	0	1942	8898	8
Conasauga	89	811	410	0	1310	19	306	163	0	488	1798	2
Cordele	62	615	362	0	1039	20	224	92	0	336	1375	1
Coweta	260	1470	794	0	2524	50	504	240	0	794	3318	3
Dougherty	184	1707	1008	0	2899	30	427	251	0	708	3607	3
Dublin	40	591	336	0	967	11	127	75	0	213	1180	1
Eastern	227	1591	815	0	2633	52	525	292	0	869	3502	3
Flint	137	909	397	0	1443	27	260	147	0	434	1877	2
Griffin	179	1253	625	0	2057	43	490	245	0	778	2835	2
Gwinnett	416	2764	1377	0	4557	86	750	398	0	1234	5791	5
Houston	97	783	438	0	1318	16	273	103	0	392	1710	1
Lookout Mountain	144	1068	581	0	1793	35	347	195	0	577	2370	2
Macon	240	1831	1051	0	3122	28	588	304	0	920	4042	4
Middle	72	564	278	0	914	16	144	80	0	240	1154	1
Mountain	67	362	250	0	679	26	104	88	0	218	897	1
Northeastern	111	829	554	0	1494	30	277	183	0	490	1984	2
Northern	51	621	393	0	1065	2	140	109	0	251	1316	1
Ocmulgee	162	1426	830	0	2418	28	301	190	0	519	2937	3
Oconee	83	528	275	0	886	19	165	96	0	280	1166	1
Ogeechee	156	853	364	0	1373	38	264	123	0	425	1798	2
Pataula	76	741	366	0	1183	20	163	91	0	274	1457	1
Piedmont	94	755	515	0	1364	13	259	144	0	416	1780	2
Rome	76	897	595	0	1568	29	315	202	0	546	2114	2
South Georgia	80	898	495	0	1473	7	248	130	0	385	1858	2

(continued)

Probationer Statistical Profile

Sample: Active & admin probationers, not in facilities
Act probationers 05/19/2005

Requestor: Nancy Phillips, Statistician

Circuit of conviction by current age & sex (continued)

Circuit of conv	M e n					W o m e n					Grand Total %
	age 00-21	age % 22-39	age % 40-98	age % UNKWN	Men % Total	age 00-21	age % 22-39	age % 40-98	age % UNKWN	Women % Total	
Southern	311 5	2379 4	1122 4	0 0	3812 4	57 4	619 4	286 3	0 0	962 4	4774 4
Southwestern	88 1	999 2	764 3	0 0	1851 2	17 1	232 2	144 2	0 0	393 2	2244 2
Stone Mountain	326 5	2223 4	1185 4	0 0	3734 4	63 5	684 4	305 4	0 0	1052 4	4786 4
Tallapoosa	38 1	474 1	375 1	0 0	887 1	7 1	97 1	86 1	0 0	190 1	1077 1
Tifton	70 1	697 1	425 1	0 0	1192 1	5 0	139 1	86 1	0 0	230 1	1422 1
Toombs	42 1	389 1	205 1	0 0	636 1	10 1	73 0	51 1	0 0	134 1	770 1
Waycross	69 1	644 1	394 1	0 0	1107 1	20 1	161 1	113 1	0 0	294 1	1401 1
Western	108 2	563 1	286 1	0 0	957 1	10 1	157 1	82 1	0 0	249 1	1206 1
Rockdale	49 1	339 1	168 1	0 0	556 1	11 1	130 1	52 1	0 0	193 1	749 1
Douglas	129 2	1300 2	802 3	0 0	2231 2	45 3	493 3	274 3	0 0	812 3	3043 3
Appalachian	40 1	450 1	364 1	0 0	854 1	8 1	162 1	99 1	0 0	269 1	1123 1
Enotah	32 0	394 1	267 1	0 0	693 1	7 1	115 1	72 1	0 0	194 1	887 1
Bell-Forsyth	58 1	341 1	216 1	0 0	615 1	6 0	89 1	59 1	0 0	154 1	769 1
Towaliga	37 1	516 1	290 1	0 0	843 1	13 1	138 1	61 1	0 0	212 1	1055 1
Paulding	63 1	373 1	219 1	0 0	655 1	9 1	74 0	59 1	0 0	142 1	797 1
OUT OF STATE	120 2	1157 2	601 2	0 0	1878 2	31 2	381 2	177 2	0 0	589 2	2467 2
Total reported	7084	55539	31795	0	94418	1426	15887	8873	0	26186	120604
Percent Reported	100.9	101.9	104.1		102.5	100.8	101.3	102.2		101.6	102.3
NOT REPORTED	77	599	387	0	1063	21	143	104	0	268	1331
Total	7023	54507	30543	0	92073	1415	15680	8683	0	25778	117851

Probationer Statistical Profile

Sample: Active & admin probationers, not in facilities
Act probationers 05/19/2005

Requestor: Nancy Phillips, Statistician

Circuit of supervision by current age & sex

Circuit of supv	M e n					W o m e n					Grand Total %
	age 00-21	age % 22-39	age % 40-98	age % UNKWN	Men % Total	age 00-21	age % 22-39	age % 40-98	age % UNKWN	Women % Total	
Alapaha	77 1	599 1	387 1	0 0	1063 1	21 1	143 1	104 1	0 0	268 1	1331 1
Alcovy	110 2	1292 2	885 3	0 0	2287 2	28 2	316 2	205 2	0 0	549 2	2836 2
Atlanta	565 8	4784 9	2536 8	0 0	7885 9	81 6	999 6	535 6	0 0	1615 6	9500 8
Atlantic	81 1	523 1	275 1	0 0	879 1	25 2	153 1	87 1	0 0	265 1	1144 1
Augusta	284 4	1885 3	881 3	0 0	3050 3	47 3	575 4	295 3	0 0	917 4	3967 3
Blue Ridge	112 2	799 1	459 2	0 0	1370 1	36 3	257 2	174 2	0 0	467 2	1837 2
Brunswick	176 3	1267 2	666 2	0 0	2109 2	39 3	362 2	179 2	0 0	580 2	2689 2
Chattahoochee	239 3	1459 3	866 3	0 0	2564 3	42 3	564 4	308 4	0 0	914 4	3478 3
Cherokee	115 2	1340 2	870 3	0 0	2325 3	36 3	437 3	247 3	0 0	720 3	3045 3
Clayton	201 3	789 1	412 1	0 0	1402 2	45 3	360 2	147 2	0 0	552 2	1954 2
Cobb	493 7	3812 7	2093 7	0 0	6398 7	70 5	1035 7	649 7	0 0	1754 7	8152 7
Conasauga	93 1	871 2	453 1	0 0	1417 2	21 1	328 2	171 2	0 0	520 2	1937 2
Cordele	61 1	554 1	361 1	0 0	976 1	19 1	208 1	72 1	0 0	299 1	1275 1
Coweta	259 4	1485 3	838 3	0 0	2582 3	57 4	524 3	243 3	0 0	824 3	3406 3
Dougherty	179 3	1725 3	996 3	0 0	2900 3	33 2	425 3	252 3	0 0	710 3	3610 3
Dublin	48 1	570 1	324 1	0 0	942 1	14 1	134 1	75 1	0 0	223 1	1165 1
Eastern	230 3	1635 3	821 3	0 0	2686 3	53 4	527 3	287 3	0 0	867 3	3553 3
Flint	127 2	843 2	401 1	0 0	1371 1	27 2	230 1	153 2	0 0	410 2	1781 2
Griffin	152 2	1025 2	496 2	0 0	1673 2	43 3	352 2	200 2	0 0	595 2	2268 2
Gwinnett	419 6	2772 5	1318 4	0 0	4509 5	82 6	748 5	385 4	0 0	1215 5	5724 5
Houston	93 1	678 1	404 1	0 0	1175 1	18 1	232 1	97 1	0 0	347 1	1522 1
Lookout Mountain	147 2	1102 2	597 2	0 0	1846 2	36 3	361 2	199 2	0 0	596 2	2442 2
Macon	237 3	1863 3	1043 3	0 0	3143 3	21 1	554 4	293 3	0 0	868 3	4011 3
Middle	77 1	593 1	303 1	0 0	973 1	13 1	159 1	91 1	0 0	263 1	1236 1
Mountain	68 1	366 1	272 1	0 0	706 1	24 2	112 1	91 1	0 0	227 1	933 1
Northeastern	122 2	848 2	546 2	0 0	1516 2	32 2	281 2	187 2	0 0	500 2	2016 2
Northern	52 1	647 1	400 1	0 0	1099 1	4 0	166 1	117 1	0 0	287 1	1386 1
Ocmulgee	136 2	1303 2	786 3	0 0	2225 2	27 2	286 2	189 2	0 0	502 2	2727 2
Oconee	62 1	506 1	275 1	0 0	843 1	17 1	156 1	84 1	0 0	257 1	1100 1
Ogeechee	150 2	774 1	370 1	0 0	1294 1	30 2	249 2	129 1	0 0	408 2	1702 1
Pataula	78 1	717 1	373 1	0 0	1168 1	19 1	169 1	98 1	0 0	286 1	1454 1
Piedmont	77 1	703 1	484 2	0 0	1264 1	11 1	235 2	138 2	0 0	384 1	1648 1
Rome	73 1	874 2	585 2	0 0	1532 2	30 2	308 2	198 2	0 0	536 2	2068 2
South Georgia	75 1	910 2	515 2	0 0	1500 2	9 1	252 2	118 1	0 0	379 1	1879 2

(continued)

Probationer Statistical Profile

Sample: Active & admin probationers, not in facilities
Act probationers 05/19/2005

Requestor: Nancy Phillips, Statistician

Circuit of supervision by current age & sex (continued)

Circuit of supv	M e n				W o m e n				Grand		
	age 00-21	age % 22-39	age % 40-98	age % UNKWN	Men % Total	age % 00-21	age % 22-39	age % 40-98		age % UNKWN	Women % Total
Southern	310 4	2404 4	1132 4	0 0	3846 4	56 4	611 4	287 3	0 0	954 4	4800 4
Southwestern	86 1	964 2	730 2	0 0	1780 2	14 1	231 1	146 2	0 0	391 2	2171 2
Stone Mountain	373 5	2571 5	1319 4	0 0	4263 5	76 5	781 5	347 4	0 0	1204 5	5467 5
Tallapoosa	46 1	526 1	382 1	0 0	954 1	11 1	134 1	100 1	0 0	245 1	1199 1
Tifton	69 1	738 1	429 1	0 0	1236 1	10 1	145 1	91 1	0 0	246 1	1482 1
Toombs	37 1	380 1	202 1	0 0	619 1	11 1	76 0	48 1	0 0	135 1	754 1
Waycross	75 1	671 1	423 1	0 0	1169 1	17 1	170 1	120 1	0 0	307 1	1476 1
Western	112 2	595 1	295 1	0 0	1002 1	16 1	151 1	82 1	0 0	249 1	1251 1
Rockdale	52 1	369 1	185 1	0 0	606 1	13 1	130 1	60 1	0 0	203 1	809 1
Douglas	113 2	1156 2	694 2	0 0	1963 2	34 2	385 2	224 3	0 0	643 2	2606 2
Appalachian	39 1	438 1	383 1	0 0	860 1	10 1	166 1	101 1	0 0	277 1	1137 1
Enotah	34 0	405 1	263 1	0 0	702 1	6 0	127 1	73 1	0 0	206 1	908 1
Bell-Forsyth	58 1	319 1	202 1	0 0	579 1	6 0	86 1	54 1	0 0	146 1	725 1
Towaliga	46 1	476 1	283 1	0 0	805 1	12 1	147 1	62 1	0 0	221 1	1026 1
Paulding	80 1	467 1	256 1	0 0	803 1	11 1	123 1	82 1	0 0	216 1	1019 1
Total reported	6998	54392	30469	0	91859	1413	15660	8674	0	25747	117606

Probationer Statistical Profile

Sample: Active & admin probationers, not in facilities
Act probationers 05/19/2005

Requestor: Nancy Phillips, Statistician

Sentence length in years by current age & sex

Sentence (in years)	M e n					W o m e n					Grand Total %
	age 00-21	age % 22-39	age % 40-98	age % UNKWN	Men % Total	age 00-21	age % 22-39	age % 40-98	age % UNKWN	Women % Total	
0-1	30 0	292 1	251 1	0 0	573 1	4 0	52 0	40 0	0 0	96 0	669 1
1.1-2	145 2	1023 2	769 3	0 0	1937 2	56 4	268 2	154 2	0 0	478 2	2415 2
2.1-3	667 9	2745 5	1554 5	0 0	4966 5	193 14	925 6	425 5	0 0	1543 6	6509 6
3.1-4	758 11	3957 7	2092 7	0 0	6807 7	237 17	1490 10	645 7	0 0	2372 9	9179 8
4.1-5	865 12	5156 9	2648 9	0 0	8669 9	135 10	1439 9	725 8	0 0	2299 9	10968 9
5.1-6	2550 36	14854 27	7324 24	0 0	24728 27	506 36	5055 32	2362 27	0 0	7923 31	32651 28
6.1-7	334 5	2985 5	1555 5	0 0	4874 5	49 3	813 5	443 5	0 0	1305 5	6179 5
7.1-8	312 4	3608 7	1814 6	0 0	5734 6	50 4	884 6	484 6	0 0	1418 6	7152 6
8.1-9	231 3	2794 5	1539 5	0 0	4564 5	35 2	738 5	461 5	0 0	1234 5	5798 5
9.1-10	112 2	1863 3	1140 4	0 0	3115 3	14 1	438 3	240 3	0 0	692 3	3807 3
10.1-12	819 12	9296 17	5270 17	0 0	15385 17	111 8	2560 16	1668 19	0 0	4339 17	19724 17
12.1-15	52 1	1950 4	1219 4	0 0	3221 4	3 0	356 2	279 3	0 0	638 2	3859 3
15.1-20	98 1	2240 4	1633 5	0 0	3971 4	17 1	425 3	428 5	0 0	870 3	4841 4
20.1-OVER	50 1	1738 3	1683 6	0 0	3471 4	5 0	237 2	328 4	0 0	570 2	4041 3
INDEFINITE	0 0	0 0	0 0	0 0	0 0	0 0	0 0	0 0	0 0	0 0	0 0
Total reported	7023	54501	30491	0	92015	1415	15680	8682	0	25777	117792
Percent Reported	100.0	100.0	99.8		99.9	100.0	100.0	100.0		100.0	99.9
NOT REPORTED	0	6	52	0	58	0	0	1	0	1	59
Total	7023	54507	30543	0	92073	1415	15680	8683	0	25778	117851
AVERAGE EXCLUDING INDEFINITE	5.65	7.39	8.05	.00	7.48	4.94	6.60	7.66	.00	6.87	7.34

Probationer Statistical Profile

Sample: Active & admin probationers, not in facilities
Act probationers 05/19/2005

Requestor: Nancy Phillips, Statistician

Time served in years by current age & sex

Time served (in yrs)	M e n					W o m e n					Grand Total %
	age 00-21 %	age 22-39 %	age 40-98 %	age UNKWN %	Men Total %	age 00-21 %	age 22-39 %	age 40-98 %	age UNKWN %	Women Total %	
0-1	1956 28	10243 19	6331 21	0 0	18530 20	452 32	2708 17	1452 17	0 0	4612 18	23142 20
1.1-2	2802 40	10790 20	5404 18	0 0	18996 21	563 40	3529 23	1581 18	0 0	5673 22	24669 21
2.1-3	1569 22	9145 17	4516 15	0 0	15230 17	299 21	3079 20	1435 17	0 0	4813 19	20043 17
3.1-4	582 8	7213 13	3628 12	0 0	11423 12	90 6	2225 14	1134 13	0 0	3449 13	14872 13
4.1-5	107 2	5659 10	2933 10	0 0	8699 9	10 1	1666 11	908 10	0 0	2584 10	11283 10
5.1-6	6 0	3187 6	1758 6	0 0	4951 5	1 0	754 5	513 6	0 0	1268 5	6219 5
6.1-7	1 0	2298 4	1338 4	0 0	3637 4	0 0	554 4	402 5	0 0	956 4	4593 4
7.1-8	0 0	1845 3	1085 4	0 0	2930 3	0 0	437 3	332 4	0 0	769 3	3699 3
8.1-9	0 0	1281 2	764 3	0 0	2045 2	0 0	281 2	267 3	0 0	548 2	2593 2
9.1-10	0 0	976 2	662 2	0 0	1638 2	0 0	179 1	189 2	0 0	368 1	2006 2
10.1-12	0 0	857 2	616 2	0 0	1473 2	0 0	150 1	172 2	0 0	322 1	1795 2
12.1-15	0 0	648 1	733 2	0 0	1381 2	0 0	84 1	168 2	0 0	252 1	1633 1
15.1-20	0 0	327 1	602 2	0 0	929 1	0 0	32 0	112 1	0 0	144 1	1073 1
20.1-OVER	0 0	24 0	164 1	0 0	188 0	0 0	1 0	17 0	0 0	18 0	206 0
Total reported	7023	54493	30534	0	92050	1415	15679	8682	0	25776	117826
Percent Reported	100.0	100.0	100.0		100.0	100.0	100.0	100.0		100.0	100.0
NOT REPORTED	0	14	9	0	23	0	1	1	0	2	25
Total	7023	54507	30543	0	92073	1415	15680	8683	0	25778	117851
AVERAGE TIME SERVED	1.69	3.40	3.87	.00	3.42	1.58	3.07	3.82	.00	3.24	3.38

Probationer Statistical Profile

Sample: Active & admin probationers, not in facilities
Act probationers 05/19/2005

Requestor: Nancy Phillips, Statistician

Time left to serve by current age & sex

Time left (in years)	M e n					W o m e n					Grand Total %
	age 00-21 %	age 22-39 %	age 40-98 %	age UNKWN %	Men Total %	age 00-21 %	age 22-39 %	age 40-98 %	age UNKWN %	Women Total %	
0-1	604 9	8328 15	4973 16	0 0	13905 15	190 13	2734 17	1461 17	0 0	4385 17	18290 16
1.1-2	1064 15	8880 16	4920 16	0 0	14864 16	253 18	2846 18	1529 18	0 0	4628 18	19492 17
2.1-3	1276 18	8511 16	4462 15	0 0	14249 15	263 19	2559 16	1363 16	0 0	4185 16	18434 16
3.1-4	1482 21	7716 14	3940 13	0 0	13138 14	255 18	2216 14	1173 14	0 0	3644 14	16782 14
4.1-5	942 13	5764 11	3219 11	0 0	9925 11	192 14	1656 11	915 11	0 0	2763 11	12688 11
5.1-6	283 4	3203 6	1743 6	0 0	5229 6	51 4	762 5	472 5	0 0	1285 5	6514 6
6.1-7	260 4	2768 5	1561 5	0 0	4589 5	47 3	708 5	441 5	0 0	1196 5	5785 5
7.1-8	300 4	2298 4	1296 4	0 0	3894 4	33 2	602 4	357 4	0 0	992 4	4886 4
8.1-9	371 5	2052 4	1056 3	0 0	3479 4	51 4	538 3	258 3	0 0	847 3	4326 4
9.1-10	219 3	1439 3	843 3	0 0	2501 3	33 2	365 2	190 2	0 0	588 2	3089 3
10.1-12	44 1	888 2	606 2	0 0	1538 2	2 0	142 1	105 1	0 0	249 1	1787 2
12.1-15	78 1	1044 2	705 2	0 0	1827 2	18 1	175 1	141 2	0 0	334 1	2161 2
15.1-20	51 1	590 1	459 2	0 0	1100 1	5 0	119 1	79 1	0 0	203 1	1303 1
20.1-OVER	8 0	303 1	277 1	0 0	588 1	0 0	38 0	71 1	0 0	109 0	697 1
INDEFINITE	0 0	0 0	0 0	0 0	0 0	0 0	0 0	0 0	0 0	0 0	0 0
NONE	41 1	723 1	483 2	0 0	1247 1	22 2	220 1	128 1	0 0	370 1	1617 1
Total reported	7023	54507	30543	0	92073	1415	15680	8683	0	25778	117851
Percent Reported	100.0	100.0	100.0		100.0	100.0	100.0	100.0		100.0	100.0
NOT REPORTED	0	0	0	0	0	0	0	0	0	0	0
Total	7023	54507	30543	0	92073	1415	15680	8683	0	25778	117851
AVERAGE EXCLUDING INDEFINITE, NONE	3.99	4.05	4.25	.00	4.11	3.41	3.59	3.90	.00	3.68	4.02

Probationer Statistical Profile

Sample: Active & admin probationers, not in facilities
Act probationers 05/19/2005

Requestor: Nancy Phillips, Statistician

Case type by current age & sex

Case type	M e n					W o m e n					Grand Total %	
	age 00-21 %	age 22-39 %	age 40-98 %	age UNKWN %	Men Total %	age 00-21 %	age 22-39 %	age 40-98 %	age UNKWN %	Women Total %		
PRESENTENCE	0 0	0 0	0 0	0 0	0 0	0 0	0 0	0 0	0 0	0 0	0 0	0 0
SPLIT SENTENCE	112 2	5197 10	4476 15	0 0	9785 11	5 0	613 4	588 7	0 0	1206 5	10991 9	
STRAIGHT SENTENCE	6790 97	48127 88	25406 83	0 0	80323 87	1377 97	14675 94	7908 91	0 0	23960 93	104283 88	
ABANDONMENT&BASTARDY	0 0	3 0	52 0	0 0	55 0	0 0	0 0	0 0	0 0	0 0	55 0	
OUT OF STATE PROB	121 2	1172 2	605 2	0 0	1898 2	31 2	382 2	180 2	0 0	593 2	2491 2	
OUT OF STATE A&B	0 0	0 0	1 0	0 0	1 0	0 0	1 0	0 0	0 0	1 0	2 0	
SUSPENDED SENTENCE	0 0	8 0	3 0	0 0	11 0	2 0	9 0	7 0	0 0	18 0	29 0	
Total reported	7023	54507	30543	0	92073	1415	15680	8683	0	25778	117851	
Percent Reported	100.0	100.0	100.0		100.0	100.0	100.0	100.0		100.0	100.0	
NOT REPORTED	0	0	0	0	0	0	0	0	0	0	0	
Total	7023	54507	30543	0	92073	1415	15680	8683	0	25778	117851	

Probationer Statistical Profile

Sample: Active & admin probationers, not in facilities
Act probationers 05/19/2005

Requestor: Nancy Phillips, Statistician

Release type by current age & sex

Release type	M e n					W o m e n					Grand Total %	
	age 00-21 %	age 22-39 %	age 40-98 %	age UNKWN %	Men Total %	age 00-21 %	age 22-39 %	age 40-98 %	age UNKWN %	Women Total %		
TRANSF OUT OF STATE	0 0	0 0	0 0	0 0	0 0	0 0	0 0	0 0	0 0	0 0	0 0	0 0
REVOKED (TECHNICAL)	0 0	0 0	0 0	0 0	0 0	0 0	0 0	0 0	0 0	0 0	0 0	0 0
REVOKED (NEW SENT)	0 0	0 0	0 0	0 0	0 0	0 0	0 0	0 0	0 0	0 0	0 0	0 0
REVOKED (NEW CRIME)	0 0	0 0	0 0	0 0	0 0	0 0	0 0	0 0	0 0	0 0	0 0	0 0
ABSCONDED (TOLLED)	0 0	0 0	0 0	0 0	0 0	0 0	0 0	0 0	0 0	0 0	0 0	0 0
ABSCONDED (NON-TOLL)	0 0	0 0	0 0	0 0	0 0	0 0	0 0	0 0	0 0	0 0	0 0	0 0
TERMINATED BY COURT	0 0	0 0	0 0	0 0	0 0	0 0	0 0	0 0	0 0	0 0	0 0	0 0
OUT OF STATE TERM	0 0	0 0	0 0	0 0	0 0	0 0	0 0	0 0	0 0	0 0	0 0	0 0
DEATH	0 0	0 0	0 0	0 0	0 0	0 0	0 0	0 0	0 0	0 0	0 0	0 0
FINAN OBLIG COMPLETE	0 0	0 0	0 0	0 0	0 0	0 0	0 0	0 0	0 0	0 0	0 0	0 0
OTHER	0 0	0 0	0 0	0 0	0 0	0 0	0 0	0 0	0 0	0 0	0 0	0 0
NORMAL RELEASE	0 0	0 0	0 0	0 0	0 0	0 0	0 0	0 0	0 0	0 0	0 0	0 0
A & B SPECIAL TERM	0 0	0 0	0 0	0 0	0 0	0 0	0 0	0 0	0 0	0 0	0 0	0 0
INDEP JURISDICTION	0 0	0 0	0 0	0 0	0 0	0 0	0 0	0 0	0 0	0 0	0 0	0 0
ACTIVE	7023100	54507100	30543100	0 0	92073100	1415100	15680100	8683100	0 0	25778100	117851100	
Total reported	7023	54507	30543	0	92073	1415	15680	8683	0	25778	117851	
Percent Reported	100.0	100.0	100.0		100.0	100.0	100.0	100.0		100.0	100.0	
NOT REPORTED	0	0	0	0	0	0	0	0	0	0	0	0
Total	7023	54507	30543	0	92073	1415	15680	8683	0	25778	117851	

Probationer Statistical Profile

Sample: Active & admin probationers, not in facilities
Act probationers 05/19/2005

Requestor: Nancy Phillips, Statistician

First offender status by current age & sex

1stOffndr	M e n					W o m e n					Grand
	age 00-21	age % 22-39	age % 40-98	age % UNKWN	Men % Total	age 00-21	age % 22-39	age % 40-98	age % UNKWN	Women % Total	
FIRST OFFNDR STATUS	3953 56	16019 29	5092 17	0 0	25064 27	1019 72	7176 46	2684 31	0 0	10879 42	35943 30
NO FIRST OFFNDR STAT	3070 44	38488 71	25451 83	0 0	67009 73	396 28	8504 54	5999 69	0 0	14899 58	81908 70
Total reported	7023	54507	30543	0	92073	1415	15680	8683	0	25778	117851
Percent Reported	100.0	100.0	100.0		100.0	100.0	100.0	100.0		100.0	100.0
NOT REPORTED	0	0	0	0	0	0	0	0	0	0	0
Total	7023	54507	30543	0	92073	1415	15680	8683	0	25778	117851

Probationer Statistical Profile

Sample: Active & admin probationers, not in facilities
Act probationers 05/19/2005

Requestor: Nancy Phillips, Statistician

Type probationer by current age & sex

Type probationer	M e n					W o m e n					Grand Total %
	age 00-21	age % 22-39	age % 40-98	age % UNKWN	Men % Total	age 00-21	age % 22-39	age % 40-98	age % UNKWN	Women % Total	
MISDEMEANANT	41 1	361 1	282 1	0 0	684 1	4 0	94 1	67 1	0 0	165 1	849 1
FELON	6982 99	54135 99	30205 99	0 0	91322 99	1409100	15576 99	8609 99	0 0	25594 99	116916 99
ABANDONMENT&BASTARDY	0 0	3 0	53 0	0 0	56 0	0 0	1 0	0 0	0 0	1 0	57 0
SUSPENDED SENTENCE	0 0	8 0	3 0	0 0	11 0	2 0	9 0	7 0	0 0	18 0	29 0
Total reported	7023	54507	30543	0	92073	1415	15680	8683	0	25778	117851
Percent Reported	100.0	100.0	100.0		100.0	100.0	100.0	100.0		100.0	100.0
NOT REPORTED	0	0	0	0	0	0	0	0	0	0	0
Total	7023	54507	30543	0	92073	1415	15680	8683	0	25778	117851

Probationer Statistical Profile

Sample: Active & admin probationers, not in facilities
Act probationers 05/19/2005

Requestor: Nancy Phillips, Statistician

Most serious crime by group by current age & sex

Crime group	Men					Women					Grand Total %
	age 00-21 %	age 22-39 %	age 40-98 %	age UNKWN %	Men Total %	age 00-21 %	age 22-39 %	age 40-98 %	age UNKWN %	Women Total %	
HOMICIDE	10 0	327 1	262 1	0 0	599 1	6 0	78 0	88 1	0 0	172 1	771 1
ABORTION	0 0	2 0	0 0	0 0	2 0	0 0	1 0	0 0	0 0	1 0	3 0
BODILY INJRY&REL OFF	514 7	6315 12	4611 15	0 0	11440 12	116 8	1238 8	670 8	0 0	2024 8	13464 11
ARSON & REL OFF	21 0	252 0	186 1	0 0	459 0	8 1	68 0	74 1	0 0	150 1	609 1
DAMAGE OF PROPERTY	159 2	621 1	256 1	0 0	1036 1	32 2	152 1	43 0	0 0	227 1	1263 1
BURGLARY & REL OFF	1276 18	5417 10	1933 6	0 0	8626 9	93 7	553 4	216 2	0 0	862 3	9488 8
FORGERY & REL OFF	314 4	3925 7	2153 7	0 0	6392 7	276 20	3812 24	1615 19	0 0	5703 22	12095 10
THEFT	1467 21	6778 12	3539 12	0 0	11784 13	368 26	3323 21	1719 20	0 0	5410 21	17194 15
ROBBERY	236 3	1620 3	579 2	0 0	2435 3	22 2	170 1	64 1	0 0	256 1	2691 2
SEXUAL OFFENSES	345 5	2682 5	2447 8	0 0	5474 6	14 1	121 1	61 1	0 0	196 1	5670 5
OBSCENITY CRIMES	0 0	5 0	10 0	0 0	15 0	0 0	1 0	1 0	0 0	2 0	17 0
TREASON & REL OFF	4 0	37 0	22 0	0 0	63 0	1 0	22 0	15 0	0 0	38 0	101 0
CRIMES INVOLVNG GOVT	128 2	1268 2	523 2	0 0	1919 2	25 2	350 2	212 2	0 0	587 2	2506 2
FALSIFICATIONS	24 0	171 0	89 0	0 0	284 0	7 0	136 1	51 1	0 0	194 1	478 0
OBSTRUCT LAW ENFORCE	7 0	160 0	69 0	0 0	236 0	6 0	62 0	24 0	0 0	92 0	328 0
DISORDERLY CONDUCT	53 1	209 0	90 0	0 0	352 0	4 0	19 0	24 0	0 0	47 0	399 0
GAMBLING & REL OFF	4 0	28 0	25 0	0 0	57 0	1 0	9 0	10 0	0 0	20 0	77 0
CRUELTY TO CHILDREN	18 0	597 1	424 1	0 0	1039 1	8 1	408 3	154 2	0 0	570 2	1609 1
CRIMES WITH GUNS	168 2	1816 3	1297 4	0 0	3281 4	28 2	127 1	99 1	0 0	254 1	3535 3
INVASION PRIVACY	12 0	67 0	64 0	0 0	143 0	0 0	0 0	1 0	0 0	1 0	144 0
RACKETEERING	1 0	16 0	27 0	0 0	44 0	0 0	11 0	12 0	0 0	23 0	67 0
DRUG ABUSE OFFENSES	2145 31	20395 37	10037 33	0 0	32577 35	374 26	4616 29	3190 37	0 0	8180 32	40757 35
DRUG TRAFFICKING	10 0	265 0	217 1	0 0	492 1	10 1	66 0	57 1	0 0	133 1	625 1
AUTO CRIMES	8 0	762 1	1080 4	0 0	1850 2	1 0	65 0	122 1	0 0	188 1	2038 2
REVENUE & CONTRABAND	1 0	8 0	6 0	0 0	15 0	0 0	5 0	5 0	0 0	10 0	25 0
CRIMES OF OTH STATES	23 0	169 0	123 0	0 0	315 0	4 0	74 0	31 0	0 0	109 0	424 0
MISC. FELONIES	32 0	221 0	133 0	0 0	386 0	7 0	90 1	53 1	0 0	150 1	536 0
MISDEMEANORS	41 1	362 1	327 1	0 0	730 1	4 0	97 1	69 1	0 0	170 1	900 1
Total reported	7021	54495	30529	0	92045	1415	15674	8680	0	25769	117814
Percent Reported	100.0	100.0	100.0		100.0	100.0	100.0	100.0		100.0	100.0
NOT REPORTED	2	12	14	0	28	0	6	3	0	9	37
Total	7023	54507	30543	0	92073	1415	15680	8683	0	25778	117851

Probationer Statistical Profile

Sample: Active & admin probationers, not in facilities
Act probationers 05/19/2005

Requestor: Nancy Phillips, Statistician

Most serious offense by current age & sex

Most serious offense	M e n					W o m e n					Grand Total %
	age 00-21 %	age 22-39 %	age 40-98 %	age UNKWN %	Men Total %	age 00-21 %	age 22-39 %	age 40-98 %	age UNKWN %	Women Total %	
Misdemeanors											
abandonment of dep.	0 0	1 0	43 0	0 0	44 0	0 0	0 0	0 0	0 0	0 0	44 0
failure to pay suppo	0 0	0 0	1 0	0 0	1 0	0 0	1 0	0 0	0 0	1 0	2 0
stalking	0 0	1 0	3 0	0 0	4 0	0 0	0 0	0 0	0 0	0 0	4 0
assault & battery	1 0	9 0	3 0	0 0	13 0	0 0	0 0	0 0	0 0	0 0	13 0
atmpt murder	0 0	0 0	1 0	0 0	1 0	0 0	0 0	0 0	0 0	0 0	1 0
aggravated assault	0 0	8 0	7 0	0 0	15 0	0 0	3 0	0 0	0 0	3 0	18 0
simple assault	1 0	10 0	2 0	0 0	13 0	0 0	0 0	0 0	0 0	0 0	13 0
simple battery	1 0	28 0	27 0	0 0	56 0	0 0	4 0	2 0	0 0	6 0	62 0
concealing death of	0 0	0 0	0 0	0 0	0 0	0 0	1 0	0 0	0 0	1 0	1 0
fleeing / elusing po	0 0	1 0	0 0	0 0	1 0	0 0	0 0	0 0	0 0	0 0	1 0
leave scene had inju	0 0	0 0	1 0	0 0	1 0	0 0	0 0	0 0	0 0	0 0	1 0
crmnal intfer govt pr	1 0	3 0	0 0	0 0	4 0	0 0	0 0	0 0	0 0	0 0	4 0
reckless conduct c/h	1 0	5 0	0 0	0 0	6 0	0 0	0 0	0 0	0 0	0 0	6 0
disorderly conduct	1 0	1 0	1 0	0 0	3 0	0 0	0 0	0 0	0 0	0 0	3 0
cruelty to children	0 0	2 0	0 0	0 0	2 0	0 0	0 0	0 0	0 0	0 0	2 0
theft by taking - la	1 0	0 0	1 0	0 0	2 0	1 0	2 0	0 0	0 0	3 0	5 0
receiving stolen goo	0 0	7 0	4 0	0 0	11 0	0 0	1 0	1 0	0 0	2 0	13 0
theft by taking	3 0	14 0	12 0	0 0	29 0	0 0	14 0	10 0	0 0	24 0	53 0
robbery	0 0	3 0	1 0	0 0	4 0	0 0	3 0	0 0	0 0	3 0	7 0
burglary	0 0	9 0	2 0	0 0	11 0	0 0	0 0	0 0	0 0	0 0	11 0
alter id	0 0	1 0	0 0	0 0	1 0	0 0	0 0	0 0	0 0	0 0	1 0
bad checks	0 0	8 0	12 0	0 0	20 0	0 0	8 0	13 0	0 0	21 0	41 0
fraudulent checks	0 0	0 0	3 0	0 0	3 0	0 0	1 0	0 0	0 0	1 0	4 0
forgery	0 0	6 0	3 0	0 0	9 0	0 0	3 0	2 0	0 0	5 0	14 0
worthless checks	0 0	0 0	1 0	0 0	1 0	0 0	2 0	3 0	0 0	5 0	6 0
s/d of narcotics	1 0	5 0	1 0	0 0	7 0	0 0	0 0	0 0	0 0	0 0	7 0
s/d dep,stim,cntrf d	0 0	2 0	1 0	0 0	3 0	0 0	0 0	0 0	0 0	0 0	3 0
s/d of marijuana	0 0	3 0	1 0	0 0	4 0	0 0	0 0	0 0	0 0	0 0	4 0
poss of narcotics	0 0	2 0	0 0	0 0	2 0	0 0	0 0	0 0	0 0	0 0	2 0
poss dep,stim,cntrf	0 0	0 0	0 0	0 0	0 0	1 0	0 0	0 0	0 0	1 0	1 0
poss of lsd	0 0	1 0	0 0	0 0	1 0	0 0	0 0	0 0	0 0	0 0	1 0
poss of marijuana	3 0	12 0	9 0	0 0	24 0	0 0	2 0	0 0	0 0	2 0	26 0
viol motor veh law	4 0	24 0	22 0	0 0	50 0	0 0	3 0	1 0	0 0	4 0	54 0

(continued)

Probationer Statistical Profile

Sample: Active & admin probationers, not in facilities
Act probationers 05/19/2005

Requestor: Nancy Phillips, Statistician

Most serious offense by current age & sex (continued)

Most serious offense	Men					Women					Grand Total
	age 00-21	age % 22-39	age % 40-98	age % UNKWN	Men % Total	age 00-21	age % 22-39	age % 40-98	age % UNKWN	Women % Total	
dui	3 0	55 0	63 0	0 0	121 0	0 0	8 0	11 0	0 0	19 0	140 0
obstr of law enf off	4 0	33 0	11 0	0 0	48 0	1 0	1 0	1 0	0 0	3 0	51 0
impersonating anothe	0 0	1 0	2 0	0 0	3 0	0 0	1 0	0 0	0 0	1 0	4 0
crmn1 trespassing	2 0	5 0	8 0	0 0	15 0	0 0	2 0	0 0	0 0	2 0	17 0
illegal attm to obt	0 0	0 0	1 0	0 0	1 0	0 0	2 0	0 0	0 0	2 0	3 0
crmn1 damage	3 0	2 0	1 0	0 0	6 0	1 0	2 0	0 0	0 0	3 0	9 0
terroristic threats	1 0	0 0	1 0	0 0	2 0	0 0	0 0	0 0	0 0	0 0	2 0
viol ga cntrl subst	1 0	23 0	9 0	0 0	33 0	0 0	3 0	5 0	0 0	8 0	41 0
prostitution	0 0	0 0	0 0	0 0	0 0	0 0	0 0	1 0	0 0	1 0	1 0
public indecency	0 0	5 0	2 0	0 0	7 0	0 0	0 0	0 0	0 0	0 0	7 0
peeping tom	0 0	2 0	0 0	0 0	2 0	0 0	0 0	0 0	0 0	0 0	2 0
molesting a minor	0 0	0 0	2 0	0 0	2 0	0 0	0 0	0 0	0 0	0 0	2 0
sexual battery	2 0	2 0	4 0	0 0	8 0	0 0	0 0	0 0	0 0	0 0	8 0
cpwl & concealed wea	0 0	2 0	1 0	0 0	3 0	0 0	0 0	0 0	0 0	0 0	3 0
shoplifting	0 0	4 0	5 0	0 0	9 0	0 0	6 0	4 0	0 0	10 0	19 0
pointing gun at anot	1 0	0 0	1 0	0 0	2 0	0 0	1 0	0 0	0 0	1 0	3 0
deadly weapons in pu	0 0	1 0	0 0	0 0	1 0	0 0	0 0	0 0	0 0	0 0	1 0
crmn1 attempt	1 0	0 0	0 0	0 0	1 0	0 0	0 0	0 0	0 0	0 0	1 0
other misdemeanor	4 0	11 0	24 0	0 0	39 0	0 0	3 0	6 0	0 0	9 0	48 0
riot	0 0	0 0	1 0	0 0	1 0	0 0	0 0	0 0	0 0	0 0	1 0
fighting in public p	0 0	0 0	0 0	0 0	0 0	0 0	1 0	0 0	0 0	1 0	1 0
family violence batt	0 0	2 0	0 0	0 0	2 0	0 0	1 0	0 0	0 0	1 0	3 0
misc public order of	0 0	1 0	0 0	0 0	1 0	0 0	0 0	0 0	0 0	0 0	1 0
lottery violation	0 0	0 0	0 0	0 0	0 0	0 0	1 0	0 0	0 0	1 0	1 0
off agnst pub hlth/m	0 0	5 0	4 0	0 0	9 0	0 0	0 0	0 0	0 0	0 0	9 0
failr fil/mntn abort	0 0	0 0	1 0	0 0	1 0	0 0	0 0	0 0	0 0	0 0	1 0
involuntary manslaug	0 0	0 0	2 0	0 0	2 0	0 0	0 0	0 0	0 0	0 0	2 0
interference with cu	0 0	1 0	0 0	0 0	1 0	0 0	0 0	0 0	0 0	0 0	1 0
theft by deception <	0 0	0 0	2 0	0 0	2 0	0 0	1 0	0 0	0 0	1 0	3 0
theft of services <	0 0	1 0	0 0	0 0	1 0	0 0	1 0	0 0	0 0	1 0	2 0
theft by conversion	0 0	2 0	1 0	0 0	3 0	0 0	3 0	2 0	0 0	5 0	8 0
theft motor vehicle,	0 0	3 0	2 0	0 0	5 0	0 0	1 0	0 0	0 0	1 0	6 0
conversn paymnt real	0 0	1 0	0 0	0 0	1 0	0 0	0 0	0 0	0 0	0 0	1 0
entrng mot veh crim	0 0	5 0	0 0	0 0	5 0	0 0	0 0	0 0	0 0	0 0	5 0
viol forgery&fraud p	0 0	1 0	1 0	0 0	2 0	0 0	0 0	0 0	0 0	0 0	2 0

(continued)

Probationer Statistical Profile

Sample: Active & admin probationers, not in facilities
Act probationers 05/19/2005

Requestor: Nancy Phillips, Statistician

Most serious offense by current age & sex (continued)

Most serious offense	Men				Women				Grand Total %		
	age 00-21 %	age 22-39 %	age 40-98 %	age UNKWN %	age 00-21 %	age 22-39 %	age 40-98 %	age UNKWN %			
obtn/attmpt drugs il	0 0	1 0	2 0	0 0	3 0	0 0	1 0	2 0	0 0	3 0	6 0
mfg/dist imitate con	0 0	1 0	1 0	0 0	2 0	0 0	0 0	0 0	0 0	0 0	2 0
misc obstruction off	0 0	2 0	0 0	0 0	2 0	0 0	0 0	0 0	0 0	0 0	2 0
misc sexual offenses	0 0	3 0	3 0	0 0	6 0	0 0	0 0	0 0	0 0	0 0	6 0
pimping	0 0	1 0	0 0	0 0	1 0	0 0	0 0	0 0	0 0	0 0	1 0
providing sex mat mi	0 0	0 0	1 0	0 0	1 0	0 0	0 0	0 0	0 0	0 0	1 0
dng instrmntalties &	0 0	1 0	0 0	0 0	1 0	0 0	0 0	0 0	0 0	0 0	1 0
furnish liquor to mi	0 0	1 0	0 0	0 0	1 0	0 0	0 0	0 0	0 0	0 0	1 0
poss alc bev by juve	0 0	0 0	1 0	0 0	1 0	0 0	1 0	0 0	0 0	1 0	2 0
viol motor veh licen	0 0	1 0	0 0	0 0	1 0	0 0	0 0	0 0	0 0	0 0	1 0
conspiracy commit mis	0 0	1 0	0 0	0 0	1 0	0 0	0 0	0 0	0 0	0 0	1 0
misc misdemeanor	1 0	15 0	7 0	0 0	23 0	0 0	9 0	5 0	0 0	14 0	37 0
viol othr states law	0 0	1 0	1 0	0 0	2 0	0 0	0 0	0 0	0 0	0 0	2 0

FELONIES											

MISC HOMICIDE OFFENS	1 0	8 0	7 0	0 0	16 0	1 0	2 0	0 0	0 0	3 0	19 0
MURDER	0 0	6 0	7 0	0 0	13 0	0 0	6 0	1 0	0 0	7 0	20 0
VOLUNTARY MANSLAUGHT	2 0	73 0	116 0	0 0	191 0	0 0	25 0	37 0	0 0	62 0	253 0
INVOLUNTARY MANSLAUG	3 0	55 0	20 0	0 0	78 0	2 0	13 0	13 0	0 0	28 0	106 0
RECKLESS ABANDONMENT	0 0	1 0	0 0	0 0	1 0	0 0	0 0	0 0	0 0	0 0	1 0
FETICIDE	0 0	1 0	0 0	0 0	1 0	0 0	1 0	0 0	0 0	1 0	2 0
VEHICULAR HOMICIDE	3 0	172 0	100 0	0 0	275 0	2 0	29 0	28 0	0 0	59 0	334 0
HOMICIDE BY PILOT DU	0 0	1 0	0 0	0 0	1 0	0 0	0 0	0 0	0 0	0 0	1 0
CONCEAL DEATH OF ANO	0 0	4 0	1 0	0 0	5 0	1 0	0 0	1 0	0 0	2 0	7 0
ATMPT MURDER	1 0	6 0	11 0	0 0	18 0	0 0	2 0	8 0	0 0	10 0	28 0
MISC ABORTION	0 0	1 0	0 0	0 0	1 0	0 0	1 0	0 0	0 0	1 0	2 0
CRMNL ABORTION	0 0	1 0	0 0	0 0	1 0	0 0	0 0	0 0	0 0	0 0	1 0
MISC ASSAULT/BATTERY	3 0	85 0	67 0	0 0	155 0	0 0	9 0	5 0	0 0	14 0	169 0
FAMILY VIOLENCE BATT	1 0	70 0	47 0	0 0	118 0	0 0	3 0	2 0	0 0	5 0	123 0
AGGRAV ASSAULT	293 4	3760 7	2735 9	0 0	6788 7	82 6	930 6	511 6	0 0	1523 6	8311 7
ATMPT AGGRAV ASSAULT	1 0	17 0	7 0	0 0	25 0	0 0	5 0	4 0	0 0	9 0	34 0
AGGRAV BATTERY	40 1	458 1	290 1	0 0	788 1	2 0	67 0	22 0	0 0	91 0	879 1
TERRORIST THREATS &	112 2	814 2	661 2	0 0	1587 2	23 2	120 1	63 1	0 0	206 1	1793 2

(continued)

Probationer Statistical Profile

Sample: Active & admin probationers, not in facilities
Act probationers 05/19/2005

Requestor: Nancy Phillips, Statistician

Most serious offense by current age & sex (continued)

Most serious offense	Men				Women				Grand Total %		
	age 00-21 %	age 22-39 %	age 40-98 %	age UNKWN %	Men Total %	age 00-21 %	age 22-39 %	age 40-98 %		Women Total %	
FALSE IMPRISONMENT	19 0	252 0	122 0	0 0	393 0	1 0	11 0	4 0	0 0	16 0	409 0
FALSE IMPRIS COLOR L	0 0	1 0	0 0	0 0	1 0	0 0	0 0	0 0	0 0	0 0	1 0
KIDNAPPING	0 0	69 0	42 0	0 0	111 0	0 0	1 0	2 0	0 0	3 0	114 0
INTERFERENCE WITH CU	5 0	20 0	17 0	0 0	42 0	1 0	15 0	9 0	0 0	25 0	67 0
AGGRAV ASSAULT PEACE	3 0	137 0	113 0	0 0	253 0	2 0	15 0	13 0	0 0	30 0	283 0
AGGRAV BATTERY PEACE	1 0	5 0	4 0	0 0	10 0	0 0	1 0	0 0	0 0	1 0	11 0
SIMPLE BATTERY	10 0	73 0	44 0	0 0	127 0	0 0	11 0	4 0	0 0	15 0	142 0
RECK COND	0 0	7 0	4 0	0 0	11 0	0 0	4 0	2 0	0 0	6 0	17 0
INJURY BY VEHICLE	6 0	18 0	8 0	0 0	32 0	1 0	6 0	3 0	0 0	10 0	42 0
STALKING	0 0	16 0	17 0	0 0	33 0	0 0	1 0	1 0	0 0	2 0	35 0
AGGRAV STALKING	20 0	510 1	428 1	0 0	958 1	4 0	39 0	25 0	0 0	68 0	1026 1
ATMPT KIDNAP	0 0	3 0	5 0	0 0	8 0	0 0	0 0	0 0	0 0	0 0	8 0
ARSON MISC	2 0	15 0	18 0	0 0	35 0	2 0	4 0	5 0	0 0	11 0	46 0
ARSON 1ST DEGREE	10 0	168 0	144 0	0 0	322 0	5 0	51 0	63 1	0 0	119 0	441 0
ARSON 2ND DEGREE	5 0	51 0	20 0	0 0	76 0	0 0	7 0	5 0	0 0	12 0	88 0
ARSON 3RD DEGREE	2 0	14 0	3 0	0 0	19 0	1 0	5 0	1 0	0 0	7 0	26 0
CRMNL POSS EXPLOSIVE	2 0	4 0	1 0	0 0	7 0	0 0	1 0	0 0	0 0	1 0	8 0
MISC CRIMINAL DAMAGE	2 0	5 0	2 0	0 0	9 0	0 0	0 0	1 0	0 0	1 0	10 0
CRMNL DAMAGE 1ST DEG	32 0	137 0	70 0	0 0	239 0	5 0	28 0	7 0	0 0	40 0	279 0
CRMNL DAMAGE 2ND DEG	114 2	428 1	162 1	0 0	704 1	26 2	113 1	29 0	0 0	168 1	872 1
DAMAGE,DESTROY SECR	3 0	9 0	6 0	0 0	18 0	0 0	2 0	3 0	0 0	5 0	23 0
VANDALISM TO CHURCH	1 0	4 0	1 0	0 0	6 0	1 0	0 0	1 0	0 0	2 0	8 0
ALTER ID	7 0	38 0	15 0	0 0	60 0	0 0	9 0	2 0	0 0	11 0	71 0
BURGLARY	1191 17	5234 10	1877 6	0 0	8302 9	90 6	540 4	209 2	0 0	839 3	9141 8
POSS BURGLAR TOOLS	59 1	108 0	30 0	0 0	197 0	3 0	8 0	3 0	0 0	14 0	211 0
ATMPT BURGLARY	26 0	75 0	26 0	0 0	127 0	0 0	5 0	4 0	0 0	9 0	136 0
MISC FORGERY	2 0	12 0	12 0	0 0	26 0	0 0	19 0	11 0	0 0	30 0	56 0
FORGERY 1ST DEGREE	199 3	2937 5	1658 6	0 0	4794 5	188 13	2807 18	1266 15	0 0	4261 17	9055 8
FORGERY 2ND DEGREE	25 0	207 0	48 0	0 0	280 0	6 0	81 1	26 0	0 0	113 0	393 0
BAD CHECKS	4 0	140 0	150 0	0 0	294 0	8 1	139 1	63 1	0 0	210 1	504 0
ILLEGAL USE-CREDIT C	3 0	8 0	9 0	0 0	20 0	0 0	12 0	3 0	0 0	15 0	35 0
THEFT CREDIT CARD	16 0	79 0	31 0	0 0	126 0	7 0	79 1	22 0	0 0	108 0	234 0
FORGERY CREDIT CARD	3 0	19 0	11 0	0 0	33 0	4 0	42 0	7 0	0 0	53 0	86 0
FRAUDULENT CREDIT CA	41 1	284 1	101 0	0 0	426 0	48 3	337 2	87 1	0 0	472 2	898 1
CRMNL POSS CREDIT CA	0 0	0 0	2 0	0 0	2 0	1 0	1 0	1 0	0 0	3 0	5 0

(continued)

Probationer Statistical Profile

Sample: Active & admin probationers, not in facilities
Act probationers 05/19/2005

Requestor: Nancy Phillips, Statistician

Most serious offense by current age & sex (continued)

Most serious offense	Men					Women					Grand Total %
	age 00-21 %	age 22-39 %	age 40-98 %	age UNKWN %	Men Total %	age 00-21 %	age 22-39 %	age 40-98 %	age UNKWN %	Women Total %	
RECV GDS,SRVS FRAUD	1 0	6 0	8 0	0 0	15 0	0 0	15 0	11 0	0 0	26 0	41 0
FINANCIAL IDENTITY F	3 0	33 0	13 0	0 0	49 0	6 0	51 0	15 0	0 0	72 0	121 0
TELECOMMUNICATIONS F	0 0	18 0	5 0	0 0	23 0	0 0	3 0	1 0	0 0	4 0	27 0
COMPUTER THEFT	1 0	7 0	0 0	0 0	8 0	0 0	11 0	2 0	0 0	13 0	21 0
COMPUTER TRESPASS	1 0	1 0	0 0	0 0	2 0	0 0	2 0	0 0	0 0	2 0	4 0
ATMPT FORGERY	0 0	3 0	0 0	0 0	3 0	0 0	0 0	3 0	0 0	3 0	6 0
FAILR PAY NATRL PRD/	0 0	1 0	1 0	0 0	2 0	0 0	0 0	0 0	0 0	0 0	2 0
FRAUDULENT ACCESS CO	2 0	25 0	9 0	0 0	36 0	2 0	38 0	6 0	0 0	46 0	82 0
MISC FRAUD	13 0	145 0	95 0	0 0	253 0	6 0	175 1	91 1	0 0	272 1	525 0
THEFT BY TAKING	496 7	2930 5	1660 6	0 0	5086 6	147 10	1757 11	970 11	0 0	2874 11	7960 7
THEFT BY DECEPTION	7 0	185 0	179 1	0 0	371 0	5 0	145 1	93 1	0 0	243 1	614 1
THEFT BY EXTORTION	0 0	6 0	2 0	0 0	8 0	0 0	3 0	3 0	0 0	6 0	14 0
THEFT OF LOST PROPER	2 0	10 0	11 0	0 0	23 0	0 0	7 0	4 0	0 0	11 0	34 0
THEFT BY REC STOLEN	481 7	1894 4	635 2	0 0	3010 3	38 3	270 2	73 1	0 0	381 2	3391 3
THEFT OF SERVICES	2 0	39 0	22 0	0 0	63 0	0 0	15 0	12 0	0 0	27 0	90 0
THEFT BY CONVERSION	6 0	173 0	238 1	0 0	417 0	1 0	129 1	80 1	0 0	210 1	627 1
THEFT OF TRADE SECRE	0 0	2 0	2 0	0 0	4 0	0 0	0 0	0 0	0 0	0 0	4 0
CONVSN PAYMNTS REAL	0 0	7 0	23 0	0 0	30 0	0 0	0 0	1 0	0 0	1 0	31 0
ATMPT THEFT BY TAKIN	4 0	3 0	1 0	0 0	8 0	0 0	2 0	1 0	0 0	3 0	11 0
THEFT MOTORVEH OR PA	81 1	392 1	183 1	0 0	656 1	14 1	55 0	11 0	0 0	80 0	736 1
THEFT OF LEASED PERS	0 0	1 0	2 0	0 0	3 0	0 0	3 0	0 0	0 0	3 0	6 0
THEFT BRING PROP IN	9 0	60 0	18 0	0 0	87 0	2 0	10 0	1 0	0 0	13 0	100 0
THEFT RECV PROP OUT	3 0	16 0	7 0	0 0	26 0	0 0	3 0	2 0	0 0	5 0	31 0
LIVESTOCK THEFT	0 0	7 0	4 0	0 0	11 0	0 0	1 0	0 0	0 0	1 0	12 0
THEFT BY SHOPLIFTING	77 1	500 1	436 1	0 0	1013 1	150 11	878 6	458 5	0 0	1486 6	2499 2
ENTERING VEHICLE	299 4	553 1	116 0	0 0	968 1	11 1	45 0	9 0	0 0	65 0	1033 1
STEAL ALTER PUBLIC D	0 0	0 0	0 0	0 0	0 0	0 0	0 0	1 0	0 0	1 0	1 0
ROBBERY	176 3	1148 2	332 1	0 0	1656 2	15 1	134 1	47 1	0 0	196 1	1852 2
ARMED ROBBERY	18 0	327 1	189 1	0 0	534 1	2 0	21 0	12 0	0 0	35 0	569 0
ROBBERY BY FORCE	3 0	15 0	5 0	0 0	23 0	3 0	2 0	0 0	0 0	5 0	28 0
ROBBERY BY INTIMIDAT	8 0	17 0	10 0	0 0	35 0	0 0	2 0	2 0	0 0	4 0	39 0
ROBBERY BY SUDDEN SN	2 0	13 0	9 0	0 0	24 0	0 0	1 0	0 0	0 0	1 0	25 0
HIJACKING MOTOR VEHI	1 0	1 0	0 0	0 0	2 0	0 0	0 0	0 0	0 0	0 0	2 0
ATMPT ROBBERY	16 0	58 0	25 0	0 0	99 0	2 0	8 0	3 0	0 0	13 0	112 0
ATMPT ARMED ROBBERY	12 0	41 0	9 0	0 0	62 0	0 0	2 0	0 0	0 0	2 0	64 0

(continued)

Probationer Statistical Profile

Sample: Active & admin probationers, not in facilities
Act probationers 05/19/2005

Requestor: Nancy Phillips, Statistician

Most serious offense by current age & sex (continued)

Most serious offense	Men					Women					Grand Total %
	age 00-21 %	age 22-39 %	age 40-98 %	age UNKWN %	Men Total %	age 00-21 %	age 22-39 %	age 40-98 %	age UNKWN %	Women Total %	
MISC SEXUAL OFFENSE	8 0	60 0	52 0	0 0	120 0	0 0	0 0	1 0	0 0	1 0	121 0
RAPE	3 0	92 0	104 0	0 0	199 0	0 0	1 0	0 0	0 0	1 0	200 0
SODOMY	4 0	21 0	42 0	0 0	67 0	0 0	2 0	0 0	0 0	2 0	69 0
AGGRAV SODOMY	0 0	36 0	79 0	0 0	115 0	0 0	0 0	1 0	0 0	1 0	116 0
BESTIALITY	0 0	1 0	3 0	0 0	4 0	0 0	0 0	0 0	0 0	0 0	4 0
INCEST	5 0	33 0	111 0	0 0	149 0	1 0	6 0	6 0	0 0	13 0	162 0
BIGAMY	0 0	8 0	4 0	0 0	12 0	0 0	0 0	1 0	0 0	1 0	13 0
AGGRAV SEXUAL BATTER	1 0	18 0	31 0	0 0	50 0	0 0	1 0	0 0	0 0	1 0	51 0
PANDERING BY COMPULS	0 0	3 0	3 0	0 0	6 0	1 0	0 0	0 0	0 0	1 0	7 0
STATUTORY RAPE	200 3	1168 2	136 0	0 0	1504 2	1 0	35 0	8 0	0 0	44 0	1548 1
CHILD MOLESTATION	92 1	950 2	1515 5	0 0	2557 3	7 0	47 0	34 0	0 0	88 0	2645 2
ENTICING CHILD-INDEC	18 0	114 0	139 0	0 0	271 0	3 0	14 0	3 0	0 0	20 0	291 0
AGGRAV CHILD MOLESTA	6 0	85 0	186 1	0 0	277 0	1 0	5 0	2 0	0 0	8 0	285 0
SEXL/ASLT/AGN/PERS/	1 0	25 0	15 0	0 0	41 0	0 0	8 0	5 0	0 0	13 0	54 0
SEXUAL ASLT BY THERA	0 0	1 0	0 0	0 0	1 0	0 0	0 0	0 0	0 0	0 0	1 0
SOLICIT SODOMY FROM	0 0	3 0	4 0	0 0	7 0	0 0	1 0	0 0	0 0	1 0	8 0
SEX OFFENDER FAIL RE	1 0	16 0	8 0	0 0	25 0	0 0	1 0	0 0	0 0	1 0	26 0
ATMPT RAPE	2 0	33 0	10 0	0 0	45 0	0 0	0 0	0 0	0 0	0 0	45 0
ATMPT SODOMY	0 0	1 0	2 0	0 0	3 0	0 0	0 0	0 0	0 0	0 0	3 0
ATMPT AGGRAV SODOMY	0 0	1 0	1 0	0 0	2 0	0 0	0 0	0 0	0 0	0 0	2 0
ATMPT CHILD MOLESTAT	0 0	2 0	2 0	0 0	4 0	0 0	0 0	0 0	0 0	0 0	4 0
AGG ASLT W ATMPT TO	3 0	10 0	0 0	0 0	13 0	0 0	0 0	0 0	0 0	0 0	13 0
STATUTORY RAPE, ATMPT	1 0	1 0	0 0	0 0	2 0	0 0	0 0	0 0	0 0	0 0	2 0
MISC OBSCENITY	0 0	1 0	4 0	0 0	5 0	0 0	0 0	0 0	0 0	0 0	5 0
DISTRIBUTING OBSCENE	0 0	1 0	2 0	0 0	3 0	0 0	1 0	1 0	0 0	2 0	5 0
DISTR MAT DEPICT NUD	0 0	3 0	2 0	0 0	5 0	0 0	0 0	0 0	0 0	0 0	5 0
PROV SEX MATER TO MI	0 0	0 0	2 0	0 0	2 0	0 0	0 0	0 0	0 0	0 0	2 0
MISC PUBLIC ORDER	1 0	3 0	2 0	0 0	6 0	0 0	1 0	6 0	0 0	7 0	13 0
INCITING TO INSURREC	0 0	1 0	2 0	0 0	3 0	0 0	0 0	0 0	0 0	0 0	3 0
FALSE SWEARNG WRITTN	3 0	33 0	18 0	0 0	54 0	1 0	21 0	9 0	0 0	31 0	85 0
BRIBERY GOVT OFFICER	0 0	11 0	12 0	0 0	23 0	0 0	3 0	1 0	0 0	4 0	27 0
VIOL OATH PUBLIC OFF	0 0	5 0	3 0	0 0	8 0	0 0	0 0	1 0	0 0	1 0	9 0
INFLUENCE GOVT OFFIC	0 0	2 0	0 0	0 0	2 0	0 0	0 0	0 0	0 0	0 0	2 0
DEFRAUDING STATE	0 0	8 0	26 0	0 0	34 0	0 0	116 1	96 1	0 0	212 1	246 0
FALSE CERTIFICATES	1 0	6 0	4 0	0 0	11 0	0 0	3 0	0 0	0 0	3 0	14 0

(continued)

Probationer Statistical Profile

Sample: Active & admin probationers, not in facilities
Act probationers 05/19/2005

Requestor: Nancy Phillips, Statistician

Most serious offense by current age & sex (continued)

Most serious offense	Men					Women					Grand Total %
	age 00-21 %	age 22-39 %	age 40-98 %	age UNKWN %	Men Total %	age 00-21 %	age 22-39 %	age 40-98 %	age UNKWN %	Women Total %	
INFLUENCING WITNESS	1 0	11 0	3 0	0 0	15 0	0 0	5 0	1 0	0 0	6 0	21 0
OBSTR OF LAW ENF OFF	126 2	1219 2	474 2	0 0	1819 2	25 2	220 1	113 1	0 0	358 1	2177 2
TAMPERING WITH EVIDE	0 0	6 0	1 0	0 0	7 0	0 0	3 0	0 0	0 0	3 0	10 0
MISC JUDICIAL PROCEE	0 0	0 0	1 0	0 0	1 0	0 0	1 0	0 0	0 0	1 0	2 0
PERJURY	1 0	11 0	10 0	0 0	22 0	2 0	18 0	8 0	0 0	28 0	50 0
FALSE SWEARING	0 0	15 0	7 0	0 0	22 0	0 0	23 0	7 0	0 0	30 0	52 0
SUBORNATION OF PERJU	0 0	0 0	0 0	0 0	0 0	0 0	2 0	0 0	0 0	2 0	2 0
IMPERSONATION	1 0	5 0	1 0	0 0	7 0	0 0	10 0	2 0	0 0	12 0	19 0
IMPERSONATING OFFICE	0 0	37 0	23 0	0 0	60 0	0 0	5 0	1 0	0 0	6 0	66 0
BARRATRY	1 0	4 0	1 0	0 0	6 0	0 0	1 0	2 0	0 0	3 0	9 0
EMBRACERY	0 0	1 0	0 0	0 0	1 0	0 0	1 0	0 0	0 0	1 0	2 0
FALSE STATEMENTS GOV	21 0	95 0	46 0	0 0	162 0	5 0	73 0	31 0	0 0	109 0	271 0
IMPERSNTNG IN LEGAL	0 0	3 0	0 0	0 0	3 0	0 0	2 0	0 0	0 0	2 0	5 0
ESCAPE	1 0	87 0	38 0	0 0	126 0	1 0	10 0	8 0	0 0	19 0	145 0
AIDING ESCAPE	1 0	5 0	2 0	0 0	8 0	0 0	7 0	2 0	0 0	9 0	17 0
HINDERING APPREH OR	3 0	39 0	17 0	0 0	59 0	4 0	41 0	12 0	0 0	57 0	116 0
COMPOUNDING A CRIME	0 0	2 0	2 0	0 0	4 0	0 0	1 0	1 0	0 0	2 0	6 0
MUTINY IN PENAL INST	0 0	1 0	2 0	0 0	3 0	0 0	0 0	0 0	0 0	0 0	3 0
BAIL JUMPING	1 0	25 0	8 0	0 0	34 0	1 0	3 0	1 0	0 0	5 0	39 0
ATMPT ESCAPE	1 0	1 0	0 0	0 0	2 0	0 0	0 0	0 0	0 0	0 0	2 0
FALSE PUBLIC ALARM	11 0	21 0	3 0	0 0	35 0	2 0	3 0	4 0	0 0	9 0	44 0
CRMNL INTERFERE GOVT	42 1	188 0	87 0	0 0	317 0	2 0	16 0	20 0	0 0	38 0	355 0
MISC GAMBLING/RELATE	0 0	1 0	0 0	0 0	1 0	0 0	0 0	1 0	0 0	1 0	2 0
COMMERICAL GAMBLING	0 0	3 0	16 0	0 0	19 0	0 0	1 0	7 0	0 0	8 0	27 0
BRIBERY OF CONTESTAN	0 0	2 0	0 0	0 0	2 0	0 0	3 0	0 0	0 0	3 0	5 0
SOLICIT/ACCEPTING BR	0 0	1 0	1 0	0 0	2 0	0 0	0 0	0 0	0 0	0 0	2 0
GAMBLING ACT ON BUSI	0 0	0 0	2 0	0 0	2 0	0 0	0 0	1 0	0 0	1 0	3 0
DOGFIGHTING	1 0	11 0	4 0	0 0	16 0	0 0	0 0	1 0	0 0	1 0	17 0
LOTTERY VIOLATION	2 0	6 0	2 0	0 0	10 0	1 0	5 0	0 0	0 0	6 0	16 0
BUS HIJACKING	0 0	1 0	0 0	0 0	1 0	0 0	0 0	0 0	0 0	0 0	1 0
BOARDING BUS W/CONCL	0 0	1 0	0 0	0 0	1 0	0 0	0 0	0 0	0 0	0 0	1 0
REMOVAL BAGGAGE,CARG	1 0	2 0	0 0	0 0	3 0	0 0	0 0	0 0	0 0	0 0	3 0
CRUELTY TO CHILDREN	12 0	535 1	353 1	0 0	900 1	8 1	396 3	152 2	0 0	556 2	1456 1
ATMPT CRUELTY TO CHI	0 0	1 0	0 0	0 0	1 0	0 0	1 0	0 0	0 0	1 0	2 0
SEX EXPLOITATION CHI	4 0	23 0	29 0	0 0	56 0	0 0	5 0	1 0	0 0	6 0	62 0

(continued)

Probationer Statistical Profile

Sample: Active & admin probationers, not in facilities
Act probationers 05/19/2005

Requestor: Nancy Phillips, Statistician

Most serious offense by current age & sex (continued)

Most serious offense	M e n					W o m e n					Grand Total %
	age 00-21 %	age 22-39 %	age 40-98 %	age UNKWN %	Men Total %	age 00-21 %	age 22-39 %	age 40-98 %	age UNKWN %	Women Total %	
ABANDONMENT OF CHILD	0 0	33 0	40 0	0 0	73 0	0 0	1 0	0 0	0 0	1 0	74 0
UNLWFL AD ADOPT CHIL	0 0	0 0	0 0	0 0	0 0	0 0	1 0	0 0	0 0	1 0	1 0
CNTRBTNG DELINQENCY	2 0	5 0	2 0	0 0	9 0	0 0	4 0	1 0	0 0	5 0	14 0
MISC WEAPON/EXPLOSIV	6 0	22 0	10 0	0 0	38 0	1 0	3 0	1 0	0 0	5 0	43 0
CARRY CONCEALED WEAP	18 0	48 0	4 0	0 0	70 0	2 0	0 0	2 0	0 0	4 0	74 0
CARRY PISTL WITHOUT	0 0	3 0	2 0	0 0	5 0	0 0	0 0	0 0	0 0	0 0	5 0
ALTER PISTL LICENSE	0 0	1 0	0 0	0 0	1 0	0 0	0 0	0 0	0 0	0 0	1 0
MACHINE GUN ACTIVITI	0 0	0 0	1 0	0 0	1 0	0 0	0 0	0 0	0 0	0 0	1 0
POSS OF FIREARM DUR	36 1	562 1	256 1	0 0	854 1	4 0	45 0	43 1	0 0	92 0	946 1
POSS KNIFE DURING CR	0 0	1 0	1 0	0 0	2 0	0 0	0 0	0 0	0 0	0 0	2 0
POSS OF CERTAIN WEAP	13 0	89 0	50 0	0 0	152 0	2 0	7 0	2 0	0 0	11 0	163 0
POSS FIREARM CONVCT	22 0	1018 2	958 3	0 0	1998 2	2 0	63 0	49 1	0 0	114 0	2112 2
CARRY WEAPON AT SCHO	67 1	54 0	6 0	0 0	127 0	16 1	4 0	2 0	0 0	22 0	149 0
GUARD LINE WITH WEAP	0 0	4 0	0 0	0 0	4 0	0 0	4 0	0 0	0 0	4 0	8 0
POSS WEAPON BY PRISO	0 0	2 0	0 0	0 0	2 0	1 0	1 0	0 0	0 0	2 0	4 0
MISUSE FIREARM HUNTI	0 0	3 0	2 0	0 0	5 0	0 0	0 0	0 0	0 0	0 0	5 0
CRUELTY TO ANIMALS	4 0	6 0	2 0	0 0	12 0	0 0	0 0	0 0	0 0	0 0	12 0
AGGRAV CRUELTY TO AN	2 0	3 0	5 0	0 0	10 0	0 0	0 0	0 0	0 0	0 0	10 0
MISC INVASION OF PRI	1 0	5 0	3 0	0 0	9 0	0 0	0 0	1 0	0 0	1 0	10 0
EAVESDROP & SURVEILL	0 0	8 0	13 0	0 0	21 0	0 0	0 0	0 0	0 0	0 0	21 0
PEEPING TOM	11 0	54 0	48 0	0 0	113 0	0 0	0 0	0 0	0 0	0 0	113 0
RACKETEERING	1 0	16 0	27 0	0 0	44 0	0 0	11 0	12 0	0 0	23 0	67 0
S/D NARCOTICS OPIATE	15 0	242 0	174 1	0 0	431 0	2 0	53 0	55 1	0 0	110 0	541 0
S/D DEP STIM CNTRF D	33 0	290 1	131 0	0 0	454 1	3 0	70 0	44 1	0 0	117 0	571 0
S/D OF LSD	0 0	22 0	0 0	0 0	22 0	0 0	1 0	0 0	0 0	1 0	23 0
S/D OF MARIJUANA	279 4	1909 4	462 2	0 0	2650 3	22 2	238 2	116 1	0 0	376 1	3026 3
S/D OF ALCOHOLIC IN	3 0	2 0	0 0	0 0	5 0	0 0	0 0	0 0	0 0	0 0	5 0
POSS NARCOTICS OPIAT	47 1	432 1	269 1	0 0	748 1	16 1	123 1	106 1	0 0	245 1	993 1
POSS DEP STIM CNTRF	85 1	809 2	406 1	0 0	1300 1	37 3	326 2	180 2	0 0	543 2	1843 2
POSS OF LSD	1 0	42 0	4 0	0 0	47 0	0 0	2 0	1 0	0 0	3 0	50 0
POSS OF MARIJUANA	220 3	1350 3	443 1	0 0	2013 2	22 2	195 1	89 1	0 0	306 1	2319 2
ILLEGAL POSS/MANF LI	0 0	3 0	4 0	0 0	7 0	0 0	1 0	0 0	0 0	1 0	8 0
ILLEGAL ATTM TO OBT	3 0	50 0	50 0	0 0	103 0	2 0	91 1	75 1	0 0	168 1	271 0
VIOL GA CNTRL SBST A	863 12	8383 16	4181 14	0 0	13427 15	201 14	2298 15	1524 18	0 0	4023 16	17450 15
VIOL DNGROUS DRGS AC	7 0	62 0	36 0	0 0	105 0	1 0	27 0	13 0	0 0	41 0	146 0

(continued)

Probationer Statistical Profile

Sample: Active & admin probationers, not in facilities
Act probationers 05/19/2005

Requestor: Nancy Phillips, Statistician

Most serious offense by current age & sex (continued)

Most serious offense	Men					Women					Grand Total %
	age 00-21 %	age 22-39 %	age 40-98 %	age UNKWN %	Men Total %	age 00-21 %	age 22-39 %	age 40-98 %	age UNKWN %	Women Total %	
UNLWFL MFG/DEL/DIST	8 0	52 0	44 0	0 0	104 0	0 0	9 0	5 0	0 0	14 0	118 0
POSS DRUG RELATED MA	3 0	34 0	26 0	0 0	63 0	1 0	13 0	12 0	0 0	26 0	89 0
S/D CONT SUB PUBLIC	9 0	81 0	20 0	0 0	110 0	2 0	12 0	8 0	0 0	22 0	132 0
S/D CONT SUB SCHOOL	12 0	68 0	10 0	0 0	90 0	0 0	14 0	1 0	0 0	15 0	105 0
S/D COCAINE	176 3	2370 4	998 3	0 0	3544 4	22 2	287 2	235 3	0 0	544 2	4088 4
POSS OF COCAINE	375 5	4061 8	2645 9	0 0	7081 8	41 3	786 5	649 8	0 0	1476 6	8557 7
ATMPT VIOL SUBSTANCE	6 0	133 0	134 0	0 0	273 0	2 0	70 0	77 1	0 0	149 1	422 0
MISC DRUGS TRAFFICKI	3 0	48 0	35 0	0 0	86 0	2 0	16 0	6 0	0 0	24 0	110 0
TRAF COCAINE LESS 20	1 0	87 0	70 0	0 0	158 0	2 0	14 0	16 0	0 0	32 0	190 0
TRAF COCAINE 201-400	1 0	20 0	19 0	0 0	40 0	1 0	3 0	3 0	0 0	7 0	47 0
TRAF COCAINE 401+ GM	0 0	8 0	13 0	0 0	21 0	0 0	0 0	2 0	0 0	2 0	23 0
TRAF NARCOTIC LESS 1	0 0	1 0	1 0	0 0	2 0	0 0	2 0	0 0	0 0	2 0	4 0
TRAF NARCOTIC 15-28	0 0	3 0	1 0	0 0	4 0	0 0	1 0	2 0	0 0	3 0	7 0
TRAF NARCOTIC 29+ GM	0 0	3 0	1 0	0 0	4 0	0 0	0 0	1 0	0 0	1 0	5 0
TRAF MARIJNA 101-200	0 0	17 0	18 0	0 0	35 0	0 0	3 0	2 0	0 0	5 0	40 0
TRAF MARIJNA 2001-10	0 0	3 0	0 0	0 0	3 0	1 0	1 0	1 0	0 0	3 0	6 0
TRAF MARIJNA 10001+	0 0	4 0	1 0	0 0	5 0	0 0	0 0	0 0	0 0	0 0	5 0
TRAF METHAQUALONE< 4	0 0	3 0	7 0	0 0	10 0	0 0	3 0	2 0	0 0	5 0	15 0
TRAF METHAQUALONE>=4	0 0	2 0	3 0	0 0	5 0	0 0	0 0	2 0	0 0	2 0	7 0
TRAF AMPHTMINE 28-19	0 0	12 0	8 0	0 0	20 0	0 0	1 0	2 0	0 0	3 0	23 0
TRAF AMPHTMINE 200-3	1 0	2 0	7 0	0 0	10 0	0 0	0 0	0 0	0 0	0 0	10 0
TRAF AMPHTMINE 400+	0 0	0 0	0 0	0 0	0 0	0 0	1 0	0 0	0 0	1 0	1 0
CNSPIRE TRAFFIC CNTR	2 0	4 0	0 0	0 0	6 0	1 0	2 0	1 0	0 0	4 0	10 0
TRANSACTIONS CNTRFT	0 0	2 0	1 0	0 0	3 0	0 0	2 0	0 0	0 0	2 0	5 0
USE COMM FACLTY VIO	2 0	5 0	8 0	0 0	15 0	2 0	3 0	5 0	0 0	10 0	25 0
ATT/CONSPRCY COMMT C	0 0	30 0	11 0	0 0	41 0	1 0	12 0	11 0	0 0	24 0	65 0
UNAUTH DIST CONTRLLD	0 0	4 0	4 0	0 0	8 0	0 0	1 0	0 0	0 0	1 0	9 0
ILLGL DIST CONTRLLD	0 0	7 0	9 0	0 0	16 0	0 0	1 0	1 0	0 0	2 0	18 0
VIOL MOTOR VEHICLE L	5 0	130 0	100 0	0 0	235 0	1 0	29 0	18 0	0 0	48 0	283 0
ALTER CAR TITLE	84 1	591 1	398 1	0 0	1073 1	19 1	139 1	91 1	0 0	249 1	1322 1
CHOP SHOP VIOLATION	117 2	1311 2	928 3	0 0	2356 3	29 2	314 2	208 2	0 0	551 2	2907 3
DRVNG HABTL VIOLATOR	485 7	4324 8	2786 9	0 0	7595 8	51 4	727 5	497 6	0 0	1275 5	8870 8
HABIT TRAF VOIL/IMPA	79 1	609 1	393 1	0 0	1081 1	16 1	129 1	95 1	0 0	240 1	1321 1
HABIT TRAF VIOL/OTHE	281 4	1938 4	1008 3	0 0	3227 4	47 3	586 4	306 4	0 0	939 4	4166 4
SELL UNSTAMPED CIG/C	135 2	841 2	475 2	0 0	1451 2	42 3	268 2	179 2	0 0	489 2	1940 2

(continued)

Probationer Statistical Profile

Sample: Active & admin probationers, not in facilities
Act probationers 05/19/2005

Requestor: Nancy Phillips, Statistician

Most serious offense by current age & sex (continued)

Most serious offense	M e n				W o m e n				Grand Total %		
	age 00-21 %	age 22-39 %	age 40-98 %	age UNKWN %	Men Total %	age 00-21 %	age 22-39 %	age 40-98 %		age UNKWN %	Women Total %
TAMPER STAMPS	163 2	1233 2	652 2	0 0	2048 2	35 2	340 2	174 2	0 0	549 2	2597 2
COUNTERFEIT STAMPS	238 3	1418 3	847 3	0 0	2503 3	47 3	544 4	294 3	0 0	885 3	3388 3
DSTL ALCOHOL BEVERAG	107 2	1311 2	854 3	0 0	2272 3	33 2	443 3	238 3	0 0	714 3	2986 3
MANUFAC ALTER STAMPS	204 3	705 1	367 1	0 0	1276 1	60 4	304 2	133 2	0 0	497 2	1773 2
POSS UNAUTHORIZED ST	508 7	4153 8	2295 8	0 0	6956 8	83 6	1148 7	711 8	0 0	1942 8	8898 8
POSS CONTRABAND ARTI	89 1	811 2	410 1	0 0	1310 1	19 1	306 2	163 2	0 0	488 2	1798 2
TRNSPRT CONTRABAND A	62 1	615 1	362 1	0 0	1039 1	20 1	224 1	92 1	0 0	336 1	1375 1
CONCEAL CONTRABAND	260 4	1470 3	794 3	0 0	2524 3	50 4	504 3	240 3	0 0	794 3	3318 3
CONVYNCE HANDLE CONT	184 3	1707 3	1008 3	0 0	2899 3	30 2	427 3	251 3	0 0	708 3	3607 3
MISC MRALS/PBLIC H/S	40 1	591 1	336 1	0 0	967 1	11 1	127 1	75 1	0 0	213 1	1180 1
VIOL GAME AND FISH L	227 3	1591 3	815 3	0 0	2633 3	52 4	525 3	292 3	0 0	869 3	3502 3
MISC CORRECTIONL INS	137 2	909 2	397 1	0 0	1443 2	27 2	260 2	147 2	0 0	434 2	1877 2
VIOLATN OTHR STATES	179 3	1253 2	625 2	0 0	2057 2	43 3	490 3	245 3	0 0	778 3	2835 2
IMMIGRATION VIOLATIO	416 6	2764 5	1377 5	0 0	4557 5	86 6	750 5	398 5	0 0	1234 5	5791 5
CONSPIRACY	97 1	783 1	438 1	0 0	1318 1	16 1	273 2	103 1	0 0	392 2	1710 1
INTERMARRIAGE CLOSE	144 2	1068 2	581 2	0 0	1793 2	35 2	347 2	195 2	0 0	577 2	2370 2
CRMNL ATMPT	240 3	1831 3	1051 4	0 0	3122 3	28 2	588 4	304 4	0 0	920 4	4042 3
AIRCRAFT HIJACKING	72 1	564 1	278 1	0 0	914 1	16 1	144 1	80 1	0 0	240 1	1154 1
UNAUTH DIST RECRD DE	67 1	362 1	250 1	0 0	679 1	26 2	104 1	88 1	0 0	218 1	897 1
NONPYMT AGR NVL STOR	111 2	829 2	554 2	0 0	1494 2	30 2	277 2	183 2	0 0	490 2	1984 2
CRMNL SOLICITATION	51 1	621 1	393 1	0 0	1065 1	2 0	140 1	109 1	0 0	251 1	1316 1
PARTY TO A CRIME	162 2	1426 3	830 3	0 0	2418 3	28 2	301 2	190 2	0 0	519 2	2937 3
CRMNL TRESPASSING	83 1	528 1	275 1	0 0	886 1	19 1	165 1	96 1	0 0	280 1	1166 1
HIRE JUVENILE SELL D	156 2	853 2	364 1	0 0	1373 2	38 3	264 2	123 1	0 0	425 2	1798 2
GANG PARTICIPATION	76 1	741 1	366 1	0 0	1183 1	20 1	163 1	91 1	0 0	274 1	1457 1
Total reported	12216	93216	51794	0	157226	2462	26790	14878	0	44130	201356
Percent Reported	173.9	171.0	169.6		170.8	174.0	170.9	171.3		171.2	170.9
NOT REPORTED	94	755	515	0	1364	13	259	144	0	416	1780
Total	7023	54507	30543	0	92073	1415	15680	8683	0	25778	117851

Probationer Statistical Profile

Sample: Active & admin probationers, not in facilities
Act probationers 05/19/2005

Requestor: Nancy Phillips, Statistician

Most serious crime type by current age & sex

Crime type	M e n					W o m e n					Grand Total %
	age 00-21	age 22-39	age 40-98	age UNKWN	Men % Total	age 00-21	age 22-39	age 40-98	age UNKWN	Women % Total	
VIOL/PERSN	778 11	8859 16	5851 19	0 0	15488 17	151 11	1882 12	967 11	0 0	3000 12	18488 16
NVIOL/PERS	121 2	700 1	368 1	0 0	1189 1	23 2	71 0	58 1	0 0	152 1	1341 1
PROPERTY	3256 46	17141 31	8215 27	0 0	28612 31	780 55	8095 52	3827 44	0 0	12702 49	41314 35
DRUG SALES	543 8	5310 10	2060 7	0 0	7913 9	61 4	750 5	521 6	0 0	1332 5	9245 8
DRUG POSSN	1614 23	15395 28	8215 27	0 0	25224 27	324 23	3939 25	2733 31	0 0	6996 27	32220 27
ALCOHOL	3 0	6 0	6 0	0 0	15 0	0 0	2 0	0 0	0 0	2 0	17 0
HABIT/DUI	11 0	815 1	1142 4	0 0	1968 2	1 0	73 0	132 2	0 0	206 1	2174 2
SEX OFFEND	362 5	2769 5	2542 8	0 0	5673 6	14 1	127 1	63 1	0 0	204 1	5877 5
OTHER	335 5	3512 6	2144 7	0 0	5991 7	61 4	741 5	382 4	0 0	1184 5	7175 6
Total reported	7023	54507	30543	0	92073	1415	15680	8683	0	25778	117851
Percent Reported	100.0	100.0	100.0		100.0	100.0	100.0	100.0		100.0	100.0
NOT REPORTED	0	0	0	0	0	0	0	0	0	0	0
Total	7023	54507	30543	0	92073	1415	15680	8683	0	25778	117851