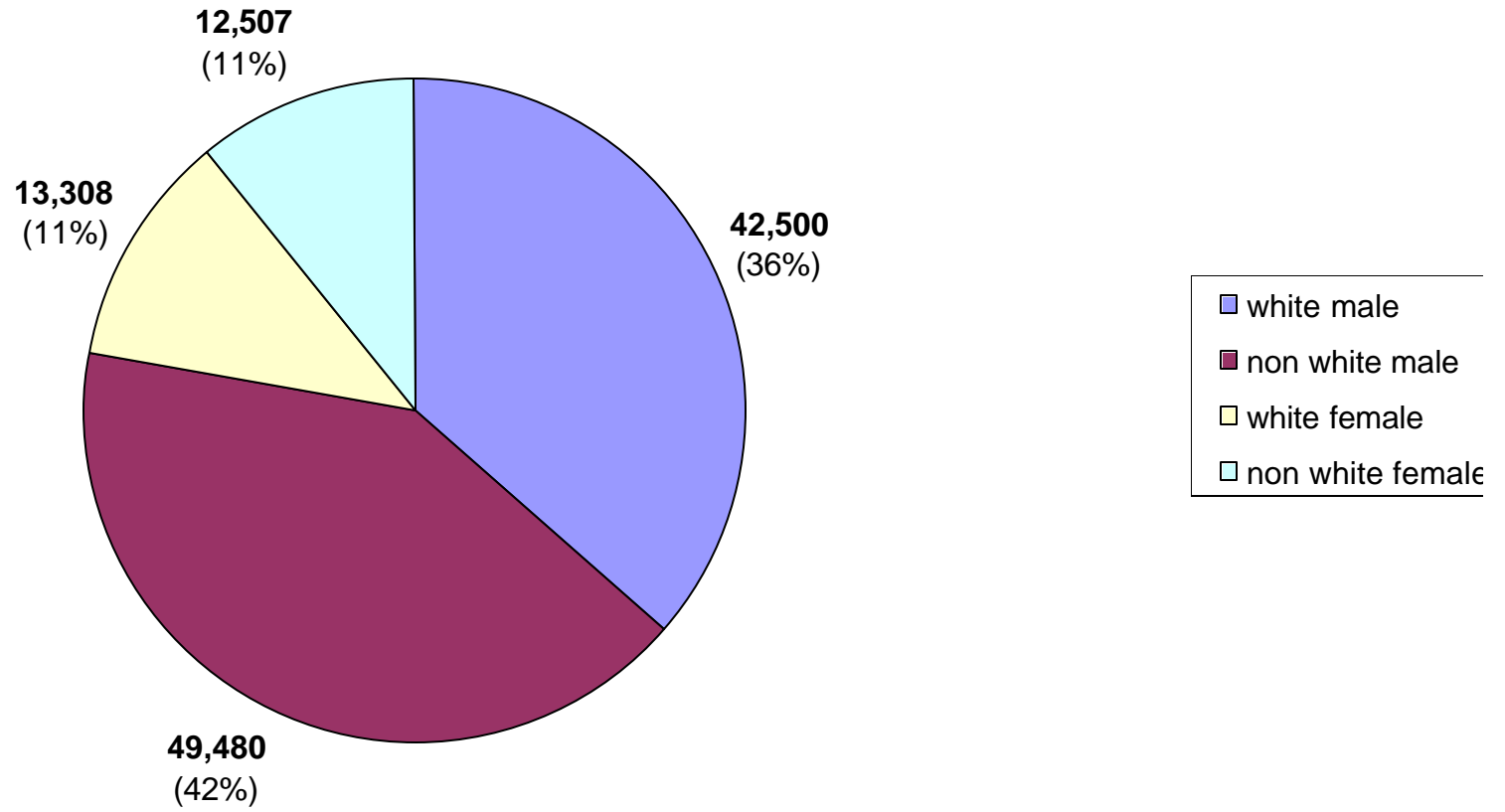
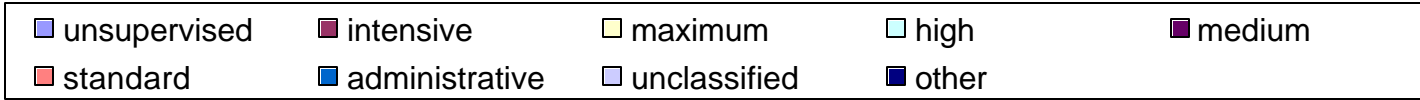
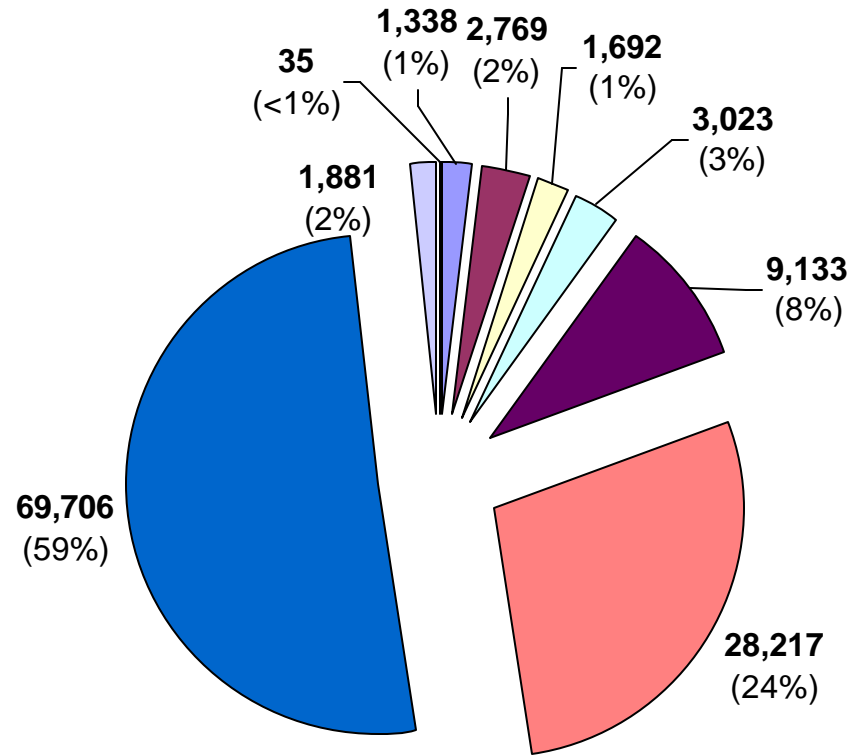


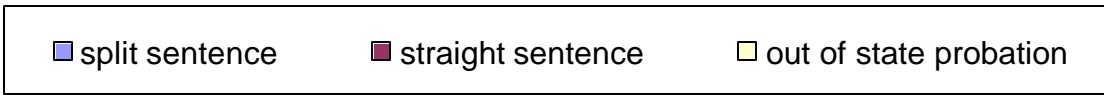
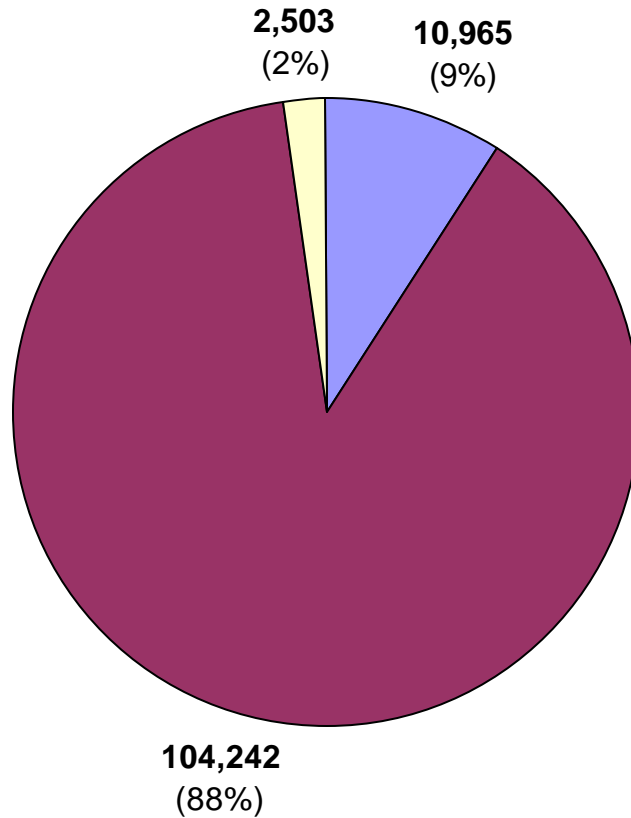
### Active Street Probationers by Race & Gender




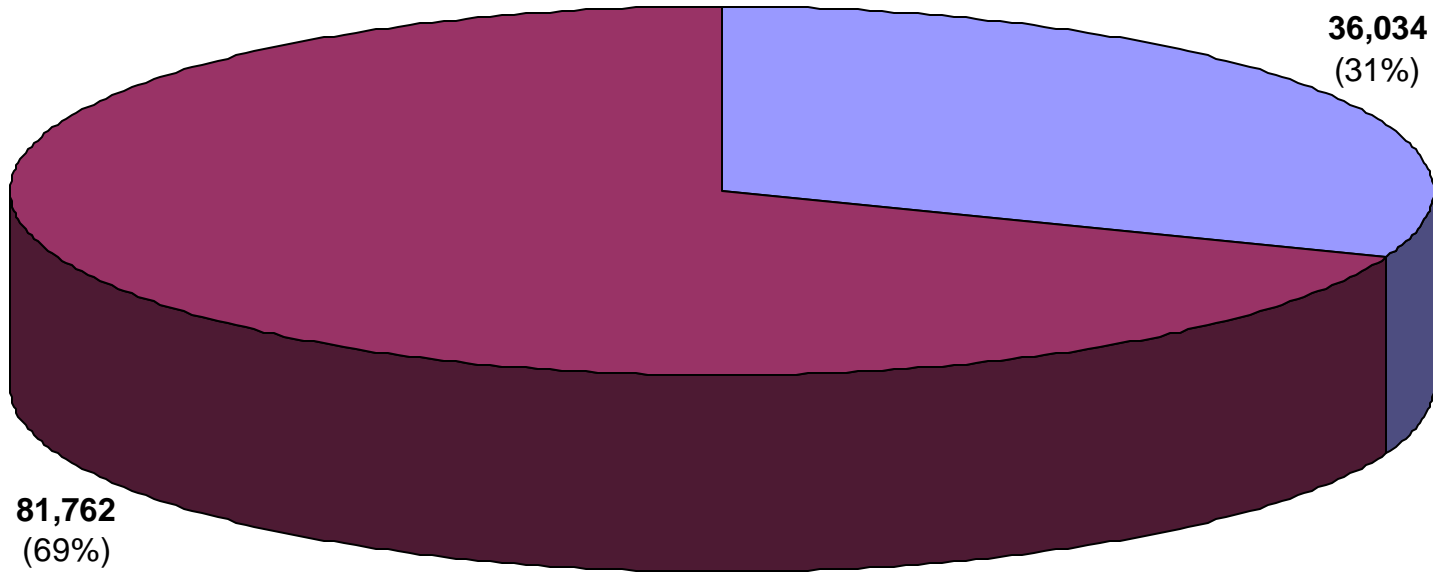
### Active Street Probationers by Current Supervision



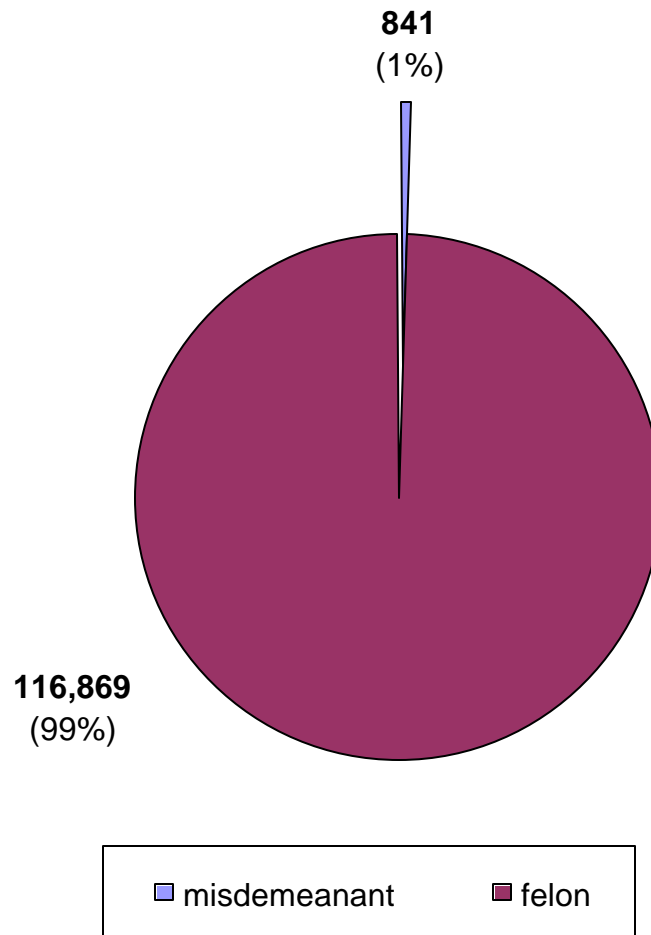
### Active Street Probationers by Case Type



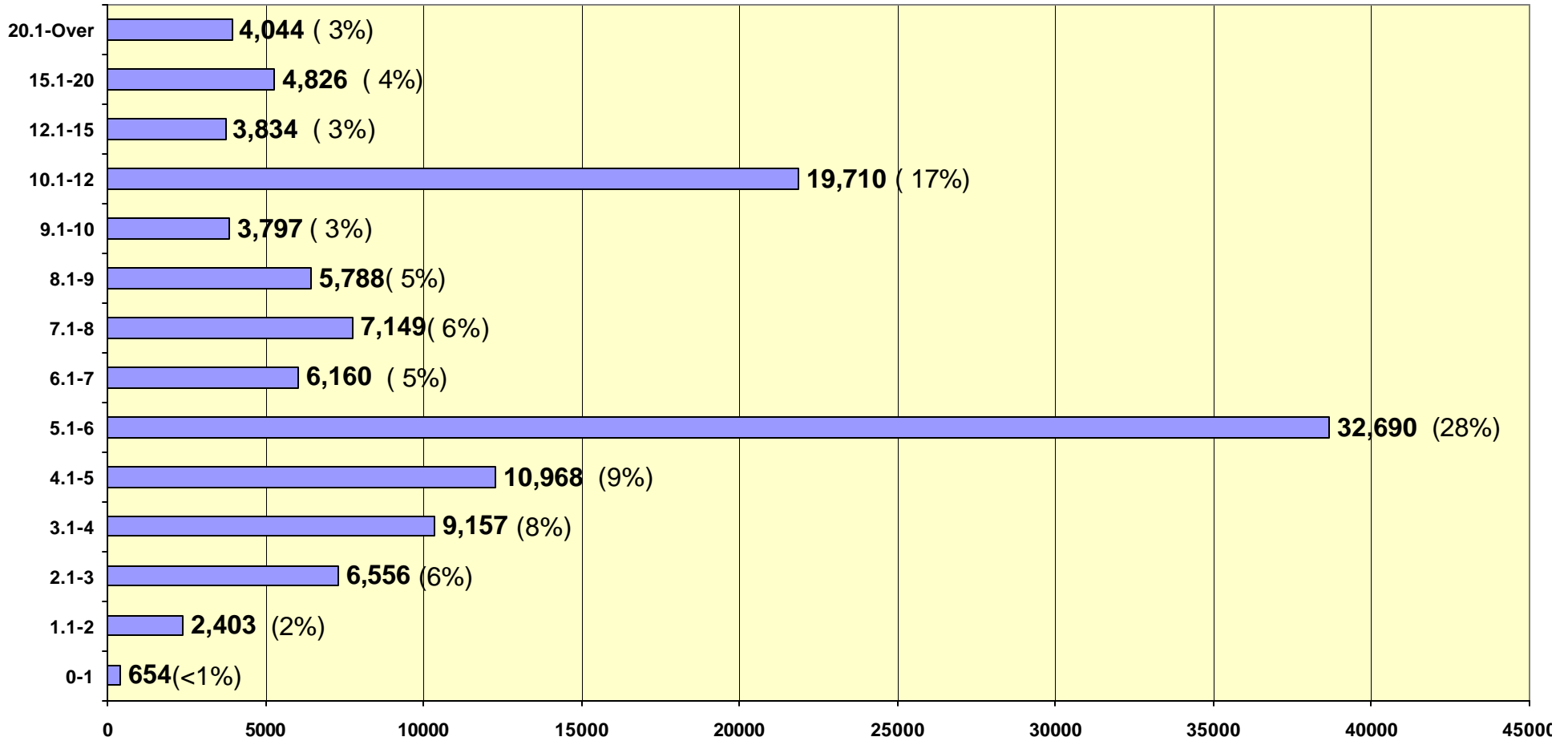
### Active Street Probationers by Offender Status



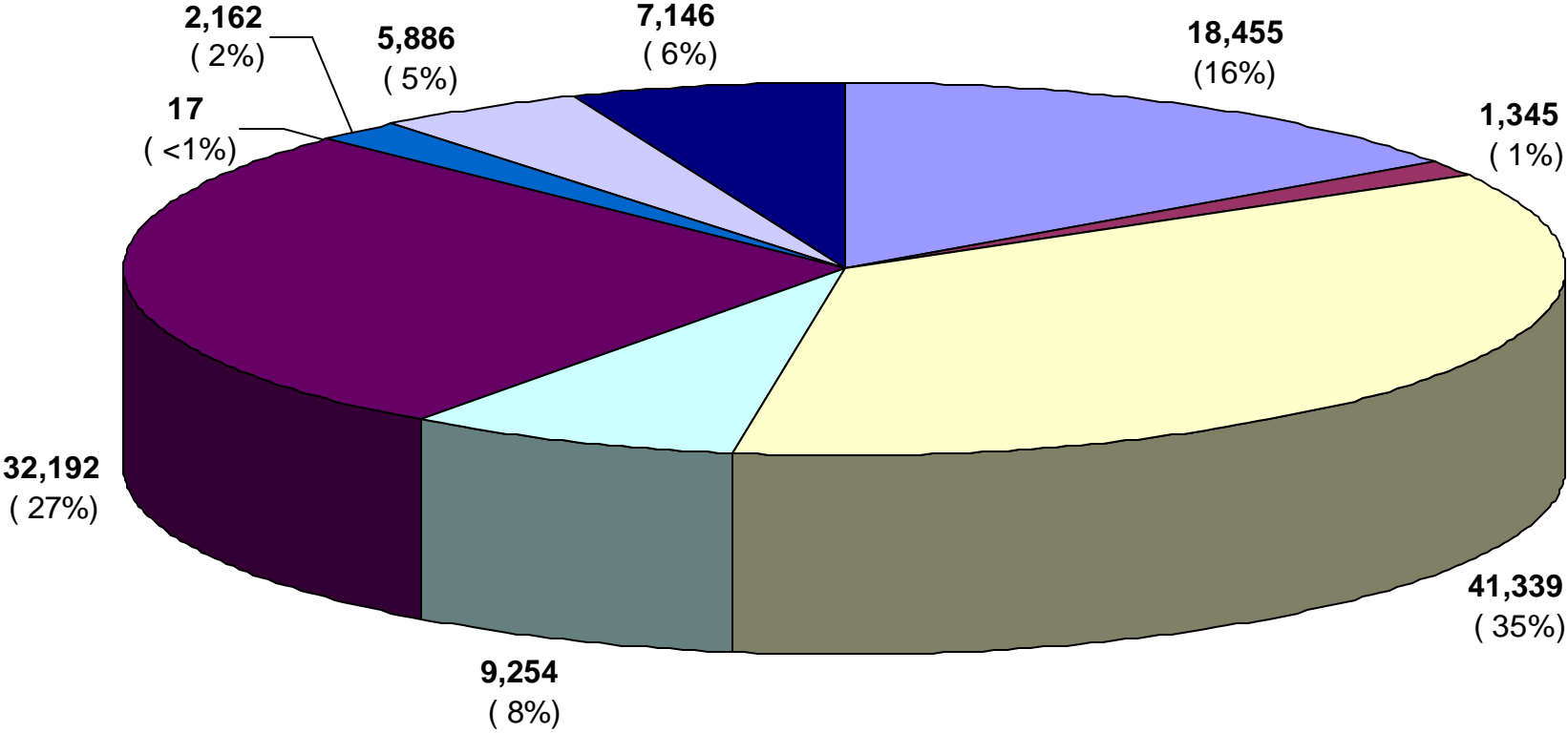
### Active Street Probationers by Probationer Type



### Active Street Probationers by Sentence Length



### Active Street Probationers by Crime Type



- |             |                |            |            |           |
|-------------|----------------|------------|------------|-----------|
| viol/person | nonviol/person | property   | drug sales | drug poss |
| alcohol     | habit/dui      | sex offend | other      |           |

Probationer Statistical Profile

Table of contents for Active & admin probationers, not in facilities

Title	Page
-----	----
Race and sex	2
Current supervision type	3
County of conviction	4
Circuit of conviction	9
Circuit of supervision	11
Sentence length in years	13
Time served in years	14
Time left to serve	15
Case type	16
Release type	17
First offender status	18
Type probationer	19
Most serious crime by group	20
Most serious offense	21
Most serious crime type	31



Probationer Statistical Profile

Sample: Active & admin probationers, not in facilities  
Act probationers 04/26/2005

Requestor: Nancy Phillips, Statistician

Race and sex by current age & sex

Race and sex	M e n					W o m e n					Grand Total %
	age 00-21 %	age 22-39 %	age 40-98 %	age UNKWN %	Men Total %	age 00-21 %	age 22-39 %	age 40-98 %	age UNKWN %	Women Total %	
WHITE MALE	3210 45	23941 44	15349 50	0 0	42500 46	0 0	0 0	0 0	0 0	0 0	42500 36
NON WHITE MALE	3913 55	30484 56	15083 50	0 0	49480 54	0 0	0 0	0 0	0 0	0 0	49480 42
WHITE FEMALE	0 0	0 0	0 0	0 0	0 0	745 51	7751 49	4812 56	0 0	13308 52	13308 11
NON WHITE FEMALE	0 0	0 0	0 0	0 0	0 0	702 49	7971 51	3834 44	0 0	12507 48	12507 11
Total reported	7123	54425	30432	0	91980	1447	15722	8646	0	25815	117795
Percent Reported	100.0	100.0	100.0		100.0	100.0	100.0	100.0		100.0	100.0
NOT REPORTED	0	0	1	0	1	0	0	0	0	0	1
Total	7123	54425	30433	0	91981	1447	15722	8646	0	25815	117796
AVERAGE W-AGE	20.06	29.63	48.02	.00	34.98	20.14	30.33	46.63	.00	35.22	35.03

\*\*\* Average age excludes missing dates of birth

Probationer Statistical Profile

Sample: Active & admin probationers, not in facilities  
Act probationers 04/26/2005

Requestor: Nancy Phillips, Statistician

Current supervision type by current age & sex

Curr supv type	M e n					W o m e n					Grand Total %
	age 00-21	age 22-39	age 40-98	age UNKWN	Men Total %	age 00-21	age 22-39	age 40-98	age UNKWN	Women Total %	
UNSUPERVISED	19 0	594 1	548 2	0 0	1161 1	4 0	86 1	87 1	0 0	177 1	1338 1
WARRANT	0 0	1 0	0 0	0 0	1 0	0 0	0 0	0 0	0 0	0 0	1 0
BC AFTERCARE	0 0	0 0	0 0	0 0	0 0	0 0	0 0	0 0	0 0	0 0	0 0
HOME CONFINEMENT	0 0	1 0	0 0	0 0	1 0	0 0	0 0	0 0	0 0	0 0	1 0
INTENSIVE	405 6	1275 2	551 2	0 0	2231 2	55 4	325 2	158 2	0 0	538 2	2769 2
MAXIMUM	63 1	799 1	614 2	0 0	1476 2	13 1	105 1	98 1	0 0	216 1	1692 1
HIGH	235 3	1496 3	852 3	0 0	2583 3	13 1	262 2	165 2	0 0	440 2	3023 3
MEDIUM	778 11	4311 8	2425 8	0 0	7514 8	114 8	1018 6	487 6	0 0	1619 6	9133 8
STANDARD	3055 43	11685 21	6541 21	0 0	21281 23	822 57	4231 27	1883 22	0 0	6936 27	28217 24
ADMINISTRATIVE	2437 34	33268 61	18407 60	0 0	54112 59	417 29	9504 60	5673 66	0 0	15594 60	69706 59
FINANCIAL	0 0	0 0	35 0	0 0	35 0	0 0	0 0	0 0	0 0	0 0	35 0
OBSOLETE CODES	0 0	0 0	0 0	0 0	0 0	0 0	0 0	0 0	0 0	0 0	0 0
UNCLASSIFIED	131 2	995 2	460 2	0 0	1586 2	9 1	191 1	95 1	0 0	295 1	1881 2
Total reported	7123	54425	30433	0	91981	1447	15722	8646	0	25815	117796
Percent Reported	100.0	100.0	100.0		100.0	100.0	100.0	100.0		100.0	100.0
NOT REPORTED	0	0	0	0	0	0	0	0	0	0	0
Total	7123	54425	30433	0	91981	1447	15722	8646	0	25815	117796

Probationer Statistical Profile

Sample: Active & admin probationers, not in facilities  
Act probationers 04/26/2005

Requestor: Nancy Phillips, Statistician

County of conviction by current age & sex

County	M e n					W o m e n					Grand %
	age 00-21 %	age 22-39 %	age 40-98 %	age UNKWN %	Men Total %	age 00-21 %	age 22-39 %	age 40-98 %	age UNKWN %	Women Total %	
Appling	14 0	143 0	64 0	0 0	221 0	4 0	30 0	7 0	0 0	41 0	262 0
Atkinson	15 0	69 0	41 0	0 0	125 0	1 0	18 0	8 0	0 0	27 0	152 0
Bacon	11 0	60 0	39 0	0 0	110 0	3 0	10 0	8 0	0 0	21 0	131 0
Baker	2 0	27 0	16 0	0 0	45 0	0 0	2 0	2 0	0 0	4 0	49 0
Baldwin	64 1	496 1	277 1	0 0	837 1	8 1	121 1	74 1	0 0	203 1	1040 1
Banks	12 0	100 0	74 0	0 0	186 0	0 0	47 0	22 0	0 0	69 0	255 0
Barrow	34 0	266 0	189 1	0 0	489 1	8 1	98 1	64 1	0 0	170 1	659 1
Bartow	62 1	898 2	564 2	0 0	1524 2	20 1	291 2	137 2	0 0	448 2	1972 2
Ben Hill	16 0	165 0	104 0	0 0	285 0	3 0	64 0	25 0	0 0	92 0	377 0
Berrien	20 0	118 0	93 0	0 0	231 0	11 1	31 0	16 0	0 0	58 0	289 0
Bibb	172 2	1508 3	854 3	0 0	2534 3	24 2	481 3	247 3	0 0	752 3	3286 3
Bleckley	25 0	123 0	64 0	0 0	212 0	4 0	43 0	15 0	0 0	62 0	274 0
Brantley	10 0	48 0	41 0	0 0	99 0	5 0	17 0	6 0	0 0	28 0	127 0
Brooks	18 0	131 0	44 0	0 0	193 0	4 0	18 0	13 0	0 0	35 0	228 0
Bryan	18 0	100 0	46 0	0 0	164 0	2 0	23 0	13 0	0 0	38 0	202 0
Bulloch	79 1	454 1	154 1	0 0	687 1	26 2	130 1	42 0	0 0	198 1	885 1
Burke	31 0	110 0	52 0	0 0	193 0	4 0	25 0	17 0	0 0	46 0	239 0
Butts	13 0	187 0	118 0	0 0	318 0	5 0	47 0	25 0	0 0	77 0	395 0
Calhoun	3 0	71 0	36 0	0 0	110 0	0 0	12 0	12 0	0 0	24 0	134 0
Camden	35 0	237 0	98 0	0 0	370 0	3 0	54 0	30 0	0 0	87 0	457 0
Candler	4 0	63 0	29 0	0 0	96 0	0 0	25 0	14 0	0 0	39 0	135 0
Carroll	68 1	438 1	210 1	0 0	716 1	12 1	137 1	78 1	0 0	227 1	943 1
Catoosa	59 1	322 1	162 1	0 0	543 1	17 1	116 1	64 1	0 0	197 1	740 1
Charlton	5 0	47 0	25 0	0 0	77 0	1 0	9 0	8 0	0 0	18 0	95 0
Chatham	232 3	1594 3	811 3	0 0	2637 3	52 4	528 3	292 3	0 0	872 3	3509 3
Chattahoochee	2 0	18 0	14 0	0 0	34 0	0 0	9 0	2 0	0 0	11 0	45 0
Chattooga	16 0	210 0	118 0	0 0	344 0	9 1	57 0	32 0	0 0	98 0	442 0
Cherokee	139 2	835 2	472 2	0 0	1446 2	43 3	270 2	178 2	0 0	491 2	1937 2
Clarke	99 1	512 1	247 1	0 0	858 1	8 1	140 1	67 1	0 0	215 1	1073 1
Clay	3 0	46 0	24 0	0 0	73 0	1 0	7 0	5 0	0 0	13 0	86 0
Clayton	205 3	713 1	373 1	0 0	1291 1	63 4	310 2	133 2	0 0	506 2	1797 2
Clinch	12 0	102 0	60 0	0 0	174 0	2 0	28 0	16 0	0 0	46 0	220 0
Cobb	511 7	4143 8	2289 8	0 0	6943 8	87 6	1149 7	713 8	0 0	1949 8	8892 8
Coffee	13 0	234 0	125 0	0 0	372 0	5 0	50 0	34 0	0 0	89 0	461 0

(continued)

Probationer Statistical Profile

Sample: Active & admin probationers, not in facilities  
Act probationers 04/26/2005

Requestor: Nancy Phillips, Statistician

County of conviction by current age & sex (continued)

County	M e n				Men % Total	W o m e n				Women % Total	Grand % Total
	age  00-21	age % 22-39	age % 40-98	age % UNKWN		age  00-21	age % 22-39	age % 40-98	age % UNKWN		
Colquit	50 1	399 1	190 1	0 0	639 1	12 1	100 1	34 0	0 0	146 1	785 1
Columbia	65 1	307 1	131 0	0 0	503 1	5 0	86 1	56 1	0 0	147 1	650 1
Cook	27 0	220 0	143 0	0 0	390 0	2 0	47 0	37 0	0 0	86 0	476 0
Coweta	84 1	391 1	212 1	0 0	687 1	17 1	140 1	64 1	0 0	221 1	908 1
Crawford	16 0	52 0	28 0	0 0	96 0	1 0	9 0	9 0	0 0	19 0	115 0
Crisp	29 0	259 0	152 0	0 0	440 0	12 1	113 1	34 0	0 0	159 1	599 1
Dade	22 0	166 0	90 0	0 0	278 0	2 0	66 0	29 0	0 0	97 0	375 0
Dawson	11 0	125 0	78 0	0 0	214 0	7 0	44 0	34 0	0 0	85 0	299 0
Decatur	28 0	299 1	192 1	0 0	519 1	4 0	117 1	52 1	0 0	173 1	692 1
DeKalb	330 5	2236 4	1177 4	0 0	3743 4	64 4	679 4	307 4	0 0	1050 4	4793 4
Dodge	16 0	128 0	73 0	0 0	217 0	6 0	37 0	20 0	0 0	63 0	280 0
Dooly	12 0	136 0	74 0	0 0	222 0	3 0	30 0	24 0	0 0	57 0	279 0
Dougherty	189 3	1728 3	1020 3	0 0	2937 3	31 2	435 3	253 3	0 0	719 3	3656 3
Douglas	134 2	1292 2	803 3	0 0	2229 2	46 3	495 3	277 3	0 0	818 3	3047 3
Early	21 0	170 0	91 0	0 0	282 0	2 0	42 0	20 0	0 0	64 0	346 0
Echols	0 0	10 0	17 0	0 0	27 0	1 0	0 0	1 0	0 0	2 0	29 0
Effingham	45 1	196 0	95 0	0 0	336 0	10 1	71 0	41 0	0 0	122 0	458 0
Elbert	11 0	144 0	101 0	0 0	256 0	0 0	29 0	31 0	0 0	60 0	316 0
Emanuel	21 0	121 0	56 0	0 0	198 0	5 0	27 0	16 0	0 0	48 0	246 0
Evans	8 0	56 0	35 0	0 0	99 0	5 0	9 0	7 0	0 0	21 0	120 0
Fannin	11 0	132 0	117 0	0 0	260 0	2 0	48 0	26 0	0 0	76 0	336 0
Fayette	51 1	346 1	163 1	0 0	560 1	9 1	137 1	77 1	0 0	223 1	783 1
Floyd	77 1	905 2	596 2	0 0	1578 2	30 2	321 2	202 2	0 0	553 2	2131 2
Forsyth	59 1	356 1	222 1	0 0	637 1	6 0	93 1	61 1	0 0	160 1	797 1
Franklin	15 0	149 0	102 0	0 0	266 0	0 0	41 0	23 0	0 0	64 0	330 0
Fulton	487 7	3915 7	2097 7	0 0	6499 7	53 4	706 4	418 5	0 0	1177 5	7676 7
Gilmer	21 0	193 0	143 0	0 0	357 0	4 0	64 0	43 0	0 0	111 0	468 0
Glascocock	2 0	9 0	7 0	0 0	18 0	0 0	2 0	1 0	0 0	3 0	21 0
Glynn	61 1	543 1	277 1	0 0	881 1	14 1	164 1	90 1	0 0	268 1	1149 1
Gordon	45 1	413 1	283 1	0 0	741 1	14 1	150 1	100 1	0 0	264 1	1005 1
Grady	22 0	225 0	127 0	0 0	374 0	2 0	47 0	33 0	0 0	82 0	456 0
Greene	14 0	211 0	70 0	0 0	295 0	0 0	42 0	16 0	0 0	58 0	353 0
Gwinnett	420 6	2767 5	1363 4	0 0	4550 5	88 6	756 5	392 5	0 0	1236 5	5786 5
Habersham	27 0	149 0	88 0	0 0	264 0	10 1	45 0	28 0	0 0	83 0	347 0
Hall	101 1	701 1	475 2	0 0	1277 1	22 2	235 1	147 2	0 0	404 2	1681 1

(continued)

Probationer Statistical Profile

Sample: Active & admin probationers, not in facilities  
Act probationers 04/26/2005

Requestor: Nancy Phillips, Statistician

County of conviction by current age & sex (continued)

County	M e n				W o m e n				Grand Total %	
	age 00-21	age % 22-39	age % 40-98	age % UNKWN	Men % Total	age 00-21	age % 22-39	age % 40-98		Women % Total
Hancock	11 0	68 0	40 0	0 0	119 0	0 0	11 0	8 0	19 0	138 0
Haralson	19 0	164 0	145 0	0 0	328 0	4 0	34 0	28 0	66 0	394 0
Harris	22 0	99 0	69 0	0 0	190 0	1 0	21 0	14 0	36 0	226 0
Hart	4 0	137 0	67 0	0 0	208 0	0 0	31 0	23 0	54 0	262 0
Heard	2 0	45 0	28 0	0 0	75 0	1 0	9 0	6 0	16 0	91 0
Henry	137 2	892 2	390 1	0 0	1419 2	27 2	255 2	144 2	426 2	1845 2
Houston	95 1	744 1	426 1	0 0	1265 1	16 1	266 2	94 1	376 1	1641 1
Irwin	17 0	81 0	69 0	0 0	167 0	1 0	12 0	7 0	20 0	187 0
Jackson	48 1	346 1	226 1	0 0	620 1	3 0	104 1	54 1	161 1	781 1
Jasper	15 0	78 0	56 0	0 0	149 0	2 0	13 0	16 0	31 0	180 0
Jeff Davis	15 0	102 0	64 0	0 0	181 0	4 0	17 0	11 0	32 0	213 0
Jefferson	13 0	125 0	59 0	0 0	197 0	1 0	18 0	11 0	30 0	227 0
Jenkins	12 0	83 0	42 0	0 0	137 0	2 0	20 0	6 0	28 0	165 0
Johnson	3 0	72 0	29 0	0 0	104 0	1 0	10 0	10 0	21 0	125 0
Jones	29 0	205 0	128 0	0 0	362 0	7 0	42 0	26 0	75 0	437 0
Lamar	8 0	182 0	79 0	0 0	269 0	6 0	36 0	18 0	60 0	329 0
Lanier	11 0	87 0	58 0	0 0	156 0	3 0	12 0	11 0	26 0	182 0
Laurens	27 0	385 1	223 1	0 0	635 1	9 1	87 1	41 0	137 1	772 1
Lee	20 0	209 0	128 0	0 0	357 0	8 1	35 0	17 0	60 0	417 0
Liberty	28 0	184 0	64 0	0 0	276 0	4 0	53 0	25 0	82 0	358 0
Lincoln	4 0	68 0	34 0	0 0	106 0	2 0	7 0	11 0	20 0	126 0
Long	9 0	38 0	26 0	0 0	73 0	1 0	7 0	7 0	15 0	88 0
Lowndes	156 2	1163 2	532 2	0 0	1851 2	30 2	310 2	151 2	491 2	2342 2
Lumpkin	12 0	163 0	106 0	0 0	281 0	4 0	44 0	27 0	75 0	356 0
Macon	7 0	118 0	124 0	0 0	249 0	1 0	15 0	16 0	32 0	281 0
Madison	18 0	116 0	76 0	0 0	210 0	2 0	30 0	22 0	54 0	264 0
Marion	13 0	44 0	28 0	0 0	85 0	0 0	9 0	7 0	16 0	101 0
McDuffie	19 0	151 0	75 0	0 0	245 0	6 0	39 0	19 0	64 0	309 0
McIntosh	12 0	63 0	42 0	0 0	117 0	2 0	20 0	13 0	35 0	152 0
Meriwether	25 0	139 0	104 0	0 0	268 0	3 0	40 0	19 0	62 0	330 0
Miller	11 0	96 0	42 0	0 0	149 0	3 0	10 0	9 0	22 0	171 0
Mitchell	26 0	278 1	120 0	0 0	424 0	1 0	73 0	30 0	104 0	528 0
Monroe	15 0	146 0	93 0	0 0	254 0	3 0	52 0	17 0	72 0	326 0
Montgomery	8 0	70 0	30 0	0 0	108 0	0 0	18 0	10 0	28 0	136 0
Morgan	8 0	119 0	80 0	0 0	207 0	2 0	17 0	11 0	30 0	237 0

(continued)

Probationer Statistical Profile

Sample: Active & admin probationers, not in facilities  
Act probationers 04/26/2005

Requestor: Nancy Phillips, Statistician

County of conviction by current age & sex (continued)

County	M e n					W o m e n					Grand Total %
	age 00-21 %	age 22-39 %	age 40-98 %	age UNKWN %	Men Total %	age 00-21 %	age 22-39 %	age 40-98 %	age UNKWN %	Women Total %	
Murray	18 0	176 0	70 0	0 0	264 0	1 0	40 0	19 0	0 0	60 0	324 0
Muscogee	189 3	1150 2	661 2	0 0	2000 2	45 3	489 3	260 3	0 0	794 3	2794 2
Newton	59 1	693 1	496 2	0 0	1248 1	16 1	176 1	121 1	0 0	313 1	1561 1
Oconee	9 0	51 0	35 0	0 0	95 0	1 0	20 0	12 0	0 0	33 0	128 0
Oglethorpe	3 0	73 0	33 0	0 0	109 0	0 0	9 0	5 0	0 0	14 0	123 0
Paulding	62 1	375 1	219 1	0 0	656 1	9 1	74 0	59 1	0 0	142 1	798 1
Peach	36 1	157 0	80 0	0 0	273 0	0 0	37 0	17 0	0 0	54 0	327 0
Pickens	9 0	127 0	98 0	0 0	234 0	2 0	51 0	30 0	0 0	83 0	317 0
Pierce	2 0	46 0	20 0	0 0	68 0	1 0	11 0	13 0	0 0	25 0	93 0
Pike	4 0	52 0	27 0	0 0	83 0	1 0	9 0	4 0	0 0	14 0	97 0
Polk	22 0	304 1	228 1	0 0	554 1	2 0	60 0	57 1	0 0	119 0	673 1
Pulaski	14 0	61 0	30 0	0 0	105 0	4 0	15 0	16 0	0 0	35 0	140 0
Putnam	16 0	168 0	127 0	0 0	311 0	5 0	38 0	25 0	0 0	68 0	379 0
Quitman	3 0	27 0	14 0	0 0	44 0	1 0	6 0	5 0	0 0	12 0	56 0
Rabun	12 0	83 0	58 0	0 0	153 0	6 0	18 0	26 0	0 0	50 0	203 0
Randolph	9 0	109 0	50 0	0 0	168 0	1 0	32 0	17 0	0 0	50 0	218 0
Richmond	189 3	1373 3	649 2	0 0	2211 2	38 3	465 3	221 3	0 0	724 3	2935 2
Rockdale	50 1	338 1	167 1	0 0	555 1	12 1	130 1	52 1	0 0	194 1	749 1
Schley	3 0	52 0	39 0	0 0	94 0	1 0	15 0	4 0	0 0	20 0	114 0
Screven	22 0	122 0	74 0	0 0	218 0	2 0	48 0	32 0	0 0	82 0	300 0
Seminole	12 0	128 0	80 0	0 0	220 0	4 0	32 0	14 0	0 0	50 0	270 0
Spalding	76 1	491 1	240 1	0 0	807 1	26 2	211 1	112 1	0 0	349 1	1156 1
Stephens	29 0	113 0	103 0	0 0	245 0	11 1	39 0	33 0	0 0	83 0	328 0
Stewart	2 0	72 0	47 0	0 0	121 0	0 0	12 0	12 0	0 0	24 0	145 0
Sumter	50 1	511 1	385 1	0 0	946 1	8 1	146 1	92 1	0 0	246 1	1192 1
Talbot	3 0	30 0	30 0	0 0	63 0	0 0	4 0	5 0	0 0	9 0	72 0
Taliaferro	4 0	19 0	8 0	0 0	31 0	0 0	2 0	4 0	0 0	6 0	37 0
Tattnall	7 0	75 0	52 0	0 0	134 0	2 0	14 0	17 0	0 0	33 0	167 0
Taylor	13 0	74 0	40 0	0 0	127 0	3 0	13 0	4 0	0 0	20 0	147 0
Telfair	13 0	125 0	48 0	0 0	186 0	3 0	44 0	24 0	0 0	71 0	257 0
Terrell	16 0	163 0	59 0	0 0	238 0	8 1	34 0	21 0	0 0	63 0	301 0
Thomas	88 1	665 1	342 1	0 0	1095 1	10 1	191 1	86 1	0 0	287 1	1382 1
Tift	33 0	361 1	206 1	0 0	600 1	3 0	87 1	49 1	0 0	139 1	739 1
Toombs	22 0	152 0	78 0	0 0	252 0	7 0	51 0	28 0	0 0	86 0	338 0
Towns	4 0	40 0	27 0	0 0	71 0	0 0	12 0	8 0	0 0	20 0	91 0

(continued)

Probationer Statistical Profile

Sample: Active & admin probationers, not in facilities  
Act probationers 04/26/2005

Requestor: Nancy Phillips, Statistician

County of conviction by current age & sex (continued)

County	M e n					W o m e n					Grand Total %
	age 00-21	age % 22-39	age % 40-98	age % UNKWN	Men % Total	age 00-21	age % 22-39	age % 40-98	age % UNKWN	Women % Total	
Treutlen	6 0	65 0	42 0	0 0	113 0	1 0	12 0	10 0	0 0	23 0	136 0
Troup	81 1	456 1	241 1	0 0	778 1	20 1	171 1	74 1	0 0	265 1	1043 1
Turner	12 0	94 0	43 0	0 0	149 0	1 0	14 0	9 0	0 0	24 0	173 0
Twiggs	5 0	53 0	36 0	0 0	94 0	0 0	19 0	9 0	0 0	28 0	122 0
Union	11 0	75 0	42 0	0 0	128 0	2 0	23 0	17 0	0 0	42 0	170 0
Upson	27 0	183 0	68 0	0 0	278 0	5 0	60 0	23 0	0 0	88 0	366 0
Walker	53 1	365 1	212 1	0 0	630 1	8 1	109 1	68 1	0 0	185 1	815 1
Walton	56 1	601 1	421 1	0 0	1078 1	13 1	138 1	86 1	0 0	237 1	1315 1
Ware	31 0	195 0	140 0	0 0	366 0	6 0	62 0	40 0	0 0	108 0	474 0
Warren	2 0	43 0	26 0	0 0	71 0	2 0	2 0	0 0	0 0	4 0	75 0
Washington	15 0	100 0	52 0	0 0	167 0	4 0	24 0	10 0	0 0	38 0	205 0
Wayne	38 1	203 0	149 0	0 0	390 0	10 1	75 0	36 0	0 0	121 0	511 0
Webster	9 0	29 0	37 0	0 0	75 0	0 0	8 0	3 0	0 0	11 0	86 0
Wheeler	2 0	29 0	27 0	0 0	58 0	2 0	10 0	8 0	0 0	20 0	78 0
White	7 0	113 0	90 0	0 0	210 0	1 0	38 0	19 0	0 0	58 0	268 0
Whitfield	71 1	633 1	333 1	0 0	1037 1	18 1	266 2	140 2	0 0	424 2	1461 1
Wilcox	6 0	45 0	30 0	0 0	81 0	2 0	11 0	4 0	0 0	17 0	98 0
Wilkes	10 0	89 0	53 0	0 0	152 0	1 0	19 0	15 0	0 0	35 0	187 0
Wilkinson	8 0	78 0	49 0	0 0	135 0	2 0	15 0	12 0	0 0	29 0	164 0
Worth	11 0	162 0	104 0	0 0	277 0	0 0	25 0	20 0	0 0	45 0	322 0
Out of state	126 2	1158 2	600 2	0 0	1884 2	32 2	385 2	176 2	0 0	593 2	2477 2
Total reported	7123	54422	30432	0	91977	1447	15722	8644	0	25813	117790
Percent Reported	100.0	100.0	100.0		100.0	100.0	100.0	100.0		100.0	100.0
Not reported	0	3	1	0	4	0	0	2	0	2	6
Total	7123	54425	30433	0	91981	1447	15722	8646	0	25815	117796

Probationer Statistical Profile

Sample: Active & admin probationers, not in facilities  
Act probationers 04/26/2005

Requestor: Nancy Phillips, Statistician

Circuit of conviction by current age & sex

Circuit of conv	M e n					W o m e n					Grand %
	age 00-21	age % 22-39	age % 40-98	age % UNKWN	Men % Total	age 00-21	age % 22-39	age % 40-98	age % UNKWN	Women % Total	
Alapaha	85 1	597 1	396 1	0 0	1078 1	19 1	136 1	88 1	0 0	243 1	1321 1
Alcovy	115 2	1295 2	917 3	0 0	2327 3	29 2	314 2	208 2	0 0	551 2	2878 2
Atlanta	490 7	4308 8	2769 9	0 0	7567 8	53 4	725 5	496 6	0 0	1274 5	8841 8
Atlantic	82 1	609 1	399 1	0 0	1090 1	16 1	132 1	97 1	0 0	245 1	1335 1
Augusta	285 4	1924 4	1007 3	0 0	3216 4	47 3	587 4	305 4	0 0	939 4	4155 4
Blue Ridge	139 2	835 2	472 2	0 0	1446 2	43 3	270 2	178 2	0 0	491 2	1937 2
Brunswick	163 2	1228 2	652 2	0 0	2043 2	35 2	340 2	175 2	0 0	550 2	2593 2
Chattahoochee	242 3	1415 3	842 3	0 0	2499 3	49 3	545 4	292 3	0 0	886 4	3385 3
Cherokee	107 2	1311 2	848 3	0 0	2266 3	34 2	441 3	237 3	0 0	712 3	2978 3
Clayton	204 3	711 1	371 1	0 0	1286 1	63 4	308 2	132 2	0 0	503 2	1789 2
Cobb	511 7	4138 8	2289 8	0 0	6938 8	87 6	1148 7	711 8	0 0	1946 8	8884 8
Conasauga	91 1	812 2	407 1	0 0	1310 1	19 1	308 2	161 2	0 0	488 2	1798 2
Cordele	63 1	608 1	360 1	0 0	1031 1	20 1	221 1	89 1	0 0	330 1	1361 1
Coweta	260 4	1471 3	796 3	0 0	2527 3	53 4	497 3	241 3	0 0	791 3	3318 3
Dougherty	189 3	1728 3	1020 3	0 0	2937 3	31 2	435 3	253 3	0 0	719 3	3656 3
Dublin	42 1	578 1	338 1	0 0	958 1	11 1	128 1	71 1	0 0	210 1	1168 1
Eastern	232 3	1594 3	810 3	0 0	2636 3	52 4	527 3	291 3	0 0	870 3	3506 3
Flint	138 2	901 2	396 1	0 0	1435 2	27 2	261 2	146 2	0 0	434 2	1869 2
Griffin	183 3	1241 2	618 2	0 0	2042 2	45 3	491 3	247 3	0 0	783 3	2825 2
Gwinnett	420 6	2766 5	1363 5	0 0	4549 5	88 6	756 5	392 5	0 0	1236 5	5785 5
Houston	98 1	780 1	438 1	0 0	1316 1	16 1	277 2	103 1	0 0	396 2	1712 1
Lookout Mountain	150 2	1063 2	583 2	0 0	1796 2	36 3	348 2	194 2	0 0	578 2	2374 2
Macon	240 3	1831 3	1049 4	0 0	3120 3	28 2	587 4	304 4	0 0	919 4	4039 4
Middle	75 1	562 1	274 1	0 0	911 1	17 1	145 1	79 1	0 0	241 1	1152 1
Mountain	68 1	361 1	250 1	0 0	679 1	27 2	102 1	87 1	0 0	216 1	895 1
Northeastern	112 2	827 2	553 2	0 0	1492 2	29 2	279 2	181 2	0 0	489 2	1981 2
Northern	51 1	625 1	386 1	0 0	1062 1	2 0	141 1	108 1	0 0	251 1	1313 1
Ocmulgee	170 2	1431 3	830 3	0 0	2431 3	28 2	304 2	188 2	0 0	520 2	2951 3
Oconee	83 1	539 1	275 1	0 0	897 1	19 1	167 1	94 1	0 0	280 1	1177 1
Ogeechee	158 2	855 2	365 1	0 0	1378 2	40 3	269 2	121 1	0 0	430 2	1808 2
Pataula	75 1	741 1	360 1	0 0	1176 1	20 1	163 1	91 1	0 0	274 1	1450 1
Piedmont	98 1	746 1	508 2	0 0	1352 2	13 1	264 2	147 2	0 0	424 2	1776 2
Rome	77 1	905 2	596 2	0 0	1578 2	30 2	321 2	202 2	0 0	553 2	2131 2
South Georgia	81 1	900 2	491 2	0 0	1472 2	7 0	251 2	129 2	0 0	387 2	1859 2

(continued)



Probationer Statistical Profile

Sample: Active & admin probationers, not in facilities  
Act probationers 04/26/2005

Requestor: Nancy Phillips, Statistician

Circuit of conviction by current age & sex (continued)

Circuit of conv	M e n					W o m e n					Grand Total %
	age 00-21	age % 22-39	age % 40-98	age % UNKWN	Men % Total	age 00-21	age % 22-39	age % 40-98	age % UNKWN	Women % Total	
Southern	312 4	2368 4	1125 4	0 0	3805 4	57 4	619 4	285 3	0 0	961 4	4766 4
Southwestern	91 1	991 2	760 3	0 0	1842 2	18 1	231 2	144 2	0 0	393 2	2235 2
Stone Mountain	330 5	2236 4	1177 4	0 0	3743 4	64 5	679 4	307 4	0 0	1050 4	4793 4
Tallapoosa	41 1	468 1	373 1	0 0	882 1	6 0	94 1	85 1	0 0	185 1	1067 1
Tifton	73 1	698 1	422 1	0 0	1193 1	5 0	138 1	85 1	0 0	228 1	1421 1
Toombs	41 1	379 1	203 1	0 0	623 1	11 1	71 0	50 1	0 0	132 1	755 1
Waycross	72 1	630 1	390 1	0 0	1092 1	21 1	159 1	109 1	0 0	289 1	1381 1
Western	108 2	563 1	282 1	0 0	953 1	9 1	160 1	79 1	0 0	248 1	1201 1
Rockdale	50 1	338 1	167 1	0 0	555 1	12 1	130 1	52 1	0 0	194 1	749 1
Douglas	134 2	1292 2	803 3	0 0	2229 2	46 3	495 3	277 3	0 0	818 3	3047 3
Appalachian	41 1	452 1	358 1	0 0	851 1	8 1	163 1	99 1	0 0	270 1	1121 1
Enotah	34 0	391 1	265 1	0 0	690 1	7 0	117 1	71 1	0 0	195 1	885 1
Bell-Forsyth	59 1	356 1	222 1	0 0	637 1	6 0	93 1	61 1	0 0	160 1	797 1
Towaliga	36 1	515 1	290 1	0 0	841 1	14 1	135 1	60 1	0 0	209 1	1050 1
Paulding	62 1	375 1	219 1	0 0	656 1	9 1	74 0	59 1	0 0	142 1	798 1
OUT OF STATE	126 2	1158 2	601 2	0 0	1885 2	32 2	385 3	176 2	0 0	593 2	2478 2
Total reported	7187	55446	31685	0	94318	1458	15931	8837	0	26226	120544
Percent Reported	100.9	101.9	104.1		102.5	100.8	101.3	102.2		101.6	102.3
NOT REPORTED	79	606	387	0	1072	21	140	99	0	260	1332
Total	7123	54425	30433	0	91981	1447	15722	8646	0	25815	117796

Probationer Statistical Profile

Sample: Active & admin probationers, not in facilities  
Act probationers 04/26/2005

Requestor: Nancy Phillips, Statistician

Circuit of supervision by current age & sex

Circuit of supv	M e n					W o m e n					Grand Total %
	age 00-21	age % 22-39	age % 40-98	age % UNKWN	Men % Total	age 00-21	age % 22-39	age % 40-98	age % UNKWN	Women % Total	
Alapaha	79 1	606 1	387 1	0 0	1072 1	21 1	140 1	99 1	0 0	260 1	1332 1
Alcovy	109 2	1277 2	882 3	0 0	2268 2	29 2	318 2	206 2	0 0	553 2	2821 2
Atlanta	573 8	4776 9	2516 8	0 0	7865 9	86 6	1002 6	536 6	0 0	1624 6	9489 8
Atlantic	85 1	530 1	280 1	0 0	895 1	25 2	155 1	87 1	0 0	267 1	1162 1
Augusta	288 4	1877 3	882 3	0 0	3047 3	47 3	575 4	294 3	0 0	916 4	3963 3
Blue Ridge	115 2	792 1	458 2	0 0	1365 1	37 3	257 2	173 2	0 0	467 2	1832 2
Brunswick	175 2	1258 2	668 2	0 0	2101 2	39 3	361 2	181 2	0 0	581 2	2682 2
Chattahoochee	243 3	1456 3	862 3	0 0	2561 3	44 3	561 4	306 4	0 0	911 4	3472 3
Cherokee	115 2	1340 2	862 3	0 0	2317 3	36 2	434 3	242 3	0 0	712 3	3029 3
Clayton	204 3	800 1	422 1	0 0	1426 2	47 3	366 2	147 2	0 0	560 2	1986 2
Cobb	496 7	3799 7	2081 7	0 0	6376 7	74 5	1033 7	651 8	0 0	1758 7	8134 7
Conasauga	95 1	870 2	451 1	0 0	1416 2	21 1	333 2	171 2	0 0	525 2	1941 2
Cordele	61 1	548 1	362 1	0 0	971 1	19 1	206 1	68 1	0 0	293 1	1264 1
Coweta	263 4	1487 3	837 3	0 0	2587 3	60 4	517 3	246 3	0 0	823 3	3410 3
Dougherty	184 3	1745 3	1010 3	0 0	2939 3	34 2	435 3	255 3	0 0	724 3	3663 3
Dublin	51 1	560 1	326 1	0 0	937 1	14 1	135 1	73 1	0 0	222 1	1159 1
Eastern	233 3	1628 3	819 3	0 0	2680 3	53 4	531 3	289 3	0 0	873 3	3553 3
Flint	126 2	832 2	400 1	0 0	1358 1	27 2	229 1	150 2	0 0	406 2	1764 2
Griffin	152 2	1012 2	494 2	0 0	1658 2	44 3	358 2	202 2	0 0	604 2	2262 2
Gwinnett	424 6	2776 5	1300 4	0 0	4500 5	84 6	749 5	378 4	0 0	1211 5	5711 5
Houston	94 1	676 1	402 1	0 0	1172 1	19 1	236 2	95 1	0 0	350 1	1522 1
Lookout Mountain	152 2	1094 2	602 2	0 0	1848 2	36 2	364 2	197 2	0 0	597 2	2445 2
Macon	238 3	1867 3	1043 3	0 0	3148 3	21 1	552 4	297 3	0 0	870 3	4018 3
Middle	78 1	585 1	293 1	0 0	956 1	13 1	161 1	88 1	0 0	262 1	1218 1
Mountain	70 1	366 1	270 1	0 0	706 1	25 2	110 1	90 1	0 0	225 1	931 1
Northeastern	122 2	850 2	547 2	0 0	1519 2	32 2	284 2	187 2	0 0	503 2	2022 2
Northern	53 1	653 1	394 1	0 0	1100 1	4 0	169 1	116 1	0 0	289 1	1389 1
Ocmulgee	144 2	1304 2	786 3	0 0	2234 2	27 2	292 2	185 2	0 0	504 2	2738 2
Oconee	64 1	518 1	279 1	0 0	861 1	17 1	159 1	82 1	0 0	258 1	1119 1
Ogeechee	153 2	775 1	365 1	0 0	1293 1	32 2	253 2	128 1	0 0	413 2	1706 1
Pataula	77 1	718 1	364 1	0 0	1159 1	19 1	169 1	98 1	0 0	286 1	1445 1
Piedmont	77 1	695 1	476 2	0 0	1248 1	11 1	234 1	139 2	0 0	384 1	1632 1
Rome	76 1	885 2	589 2	0 0	1550 2	32 2	313 2	198 2	0 0	543 2	2093 2
South Georgia	75 1	916 2	511 2	0 0	1502 2	9 1	256 2	117 1	0 0	382 1	1884 2

(continued)

Probationer Statistical Profile

Sample: Active & admin probationers, not in facilities  
Act probationers 04/26/2005

Requestor: Nancy Phillips, Statistician

Circuit of supervision by current age & sex (continued)

Circuit of supv	M e n					W o m e n					Grand
	age 00-21	age % 22-39	age % 40-98	age % UNKWN	Men % Total	age 00-21	age % 22-39	age % 40-98	age % UNKWN	Women % Total	
Southern	310 4	2389 4	1134 4	0 0	3833 4	55 4	610 4	285 3	0 0	950 4	4783 4
Southwestern	88 1	963 2	723 2	0 0	1774 2	15 1	230 1	146 2	0 0	391 2	2165 2
Stone Mountain	378 5	2590 5	1307 4	0 0	4275 5	79 5	780 5	347 4	0 0	1206 5	5481 5
Tallapoosa	47 1	519 1	380 1	0 0	946 1	10 1	133 1	99 1	0 0	242 1	1188 1
Tifton	73 1	737 1	428 1	0 0	1238 1	10 1	141 1	92 1	0 0	243 1	1481 1
Toombs	37 1	369 1	200 1	0 0	606 1	12 1	72 0	47 1	0 0	131 1	737 1
Waycross	79 1	661 1	418 1	0 0	1158 1	18 1	169 1	115 1	0 0	302 1	1460 1
Western	110 2	595 1	292 1	0 0	997 1	15 1	155 1	79 1	0 0	249 1	1246 1
Rockdale	53 1	360 1	184 1	0 0	597 1	12 1	132 1	59 1	0 0	203 1	800 1
Douglas	121 2	1149 2	696 2	0 0	1966 2	36 2	385 2	224 3	0 0	645 3	2611 2
Appalachian	39 1	439 1	377 1	0 0	855 1	9 1	167 1	101 1	0 0	277 1	1132 1
Enotah	38 1	391 1	260 1	0 0	689 1	7 0	127 1	73 1	0 0	207 1	896 1
Bell-Forsyth	58 1	335 1	206 1	0 0	599 1	6 0	92 1	56 1	0 0	154 1	753 1
Towaliga	46 1	474 1	281 1	0 0	801 1	13 1	142 1	63 1	0 0	218 1	1019 1
Paulding	80 1	473 1	254 1	0 0	807 1	10 1	123 1	82 1	0 0	215 1	1022 1
Total reported	7101	54315	30360	0	91776	1445	15705	8639	0	25789	117565

Probationer Statistical Profile

Sample: Active & admin probationers, not in facilities  
Act probationers 04/26/2005

Requestor: Nancy Phillips, Statistician

Sentence length in years by current age & sex

Sentence (in years)	M e n					W o m e n					Grand Total %
	age 00-21	age % 22-39	age % 40-98	age % UNKWN	Men % Total	age 00-21	age % 22-39	age % 40-98	age % UNKWN	Women % Total	
0-1	28 0	287 1	245 1	0 0	560 1	5 0	52 0	37 0	0 0	94 0	654 1
1.1-2	148 2	1015 2	761 3	0 0	1924 2	56 4	269 2	154 2	0 0	479 2	2403 2
2.1-3	674 9	2757 5	1570 5	0 0	5001 5	201 14	927 6	427 5	0 0	1555 6	6556 6
3.1-4	770 11	3935 7	2071 7	0 0	6776 7	244 17	1502 10	635 7	0 0	2381 9	9157 8
4.1-5	884 12	5146 9	2640 9	0 0	8670 9	135 9	1443 9	720 8	0 0	2298 9	10968 9
5.1-6	2603 37	14844 27	7309 24	0 0	24756 27	518 36	5061 32	2355 27	0 0	7934 31	32690 28
6.1-7	334 5	2976 5	1540 5	0 0	4850 5	50 3	816 5	444 5	0 0	1310 5	6160 5
7.1-8	315 4	3604 7	1809 6	0 0	5728 6	51 4	890 6	480 6	0 0	1421 6	7149 6
8.1-9	232 3	2800 5	1523 5	0 0	4555 5	36 2	737 5	460 5	0 0	1233 5	5788 5
9.1-10	108 2	1846 3	1148 4	0 0	3102 3	14 1	438 3	243 3	0 0	695 3	3797 3
10.1-12	827 12	9291 17	5244 17	0 0	15362 17	112 8	2571 16	1665 19	0 0	4348 17	19710 17
12.1-15	55 1	1938 4	1210 4	0 0	3203 3	3 0	352 2	276 3	0 0	631 2	3834 3
15.1-20	96 1	2237 4	1627 5	0 0	3960 4	17 1	426 3	423 5	0 0	866 3	4826 4
20.1-OVER	49 1	1743 3	1683 6	0 0	3475 4	5 0	238 2	326 4	0 0	569 2	4044 3
INDEFINITE	0 0	0 0	0 0	0 0	0 0	0 0	0 0	0 0	0 0	0 0	0 0
Total reported	7123	54419	30380	0	91922	1447	15722	8645	0	25814	117736
Percent Reported	100.0	100.0	99.8		99.9	100.0	100.0	100.0		100.0	99.9
NOT REPORTED	0	6	53	0	59	0	0	1	0	1	60
Total	7123	54425	30433	0	91981	1447	15722	8646	0	25815	117796
AVERAGE EXCLUDING INDEFINITE	5.63	7.39	8.06	.00	7.47	4.92	6.60	7.66	.00	6.86	7.34

Probationer Statistical Profile

Sample: Active & admin probationers, not in facilities  
Act probationers 04/26/2005

Requestor: Nancy Phillips, Statistician

Time served in years by current age & sex

Time served (in yrs)	M e n					W o m e n					Grand Total %
	age 00-21 %	age 22-39 %	age 40-98 %	age UNKWN %	Men Total %	age 00-21 %	age 22-39 %	age 40-98 %	age UNKWN %	Women Total %	
0-1	2087 29	10478 19	6410 21	0 0	18975 21	478 33	2814 18	1481 17	0 0	4773 18	23748 20
1.1-2	2778 39	10727 20	5353 18	0 0	18858 21	581 40	3531 22	1559 18	0 0	5671 22	24529 21
2.1-3	1563 22	9092 17	4472 15	0 0	15127 16	289 20	3065 19	1430 17	0 0	4784 19	19911 17
3.1-4	583 8	7160 13	3644 12	0 0	11387 12	89 6	2225 14	1119 13	0 0	3433 13	14820 13
4.1-5	105 1	5660 10	2926 10	0 0	8691 9	9 1	1649 10	924 11	0 0	2582 10	11273 10
5.1-6	6 0	3109 6	1717 6	0 0	4832 5	1 0	730 5	485 6	0 0	1216 5	6048 5
6.1-7	1 0	2284 4	1322 4	0 0	3607 4	0 0	554 4	413 5	0 0	967 4	4574 4
7.1-8	0 0	1814 3	1070 4	0 0	2884 3	0 0	435 3	321 4	0 0	756 3	3640 3
8.1-9	0 0	1274 2	761 3	0 0	2035 2	0 0	278 2	258 3	0 0	536 2	2571 2
9.1-10	0 0	980 2	662 2	0 0	1642 2	0 0	179 1	189 2	0 0	368 1	2010 2
10.1-12	0 0	840 2	596 2	0 0	1436 2	0 0	143 1	171 2	0 0	314 1	1750 1
12.1-15	0 0	634 1	732 2	0 0	1366 1	0 0	86 1	166 2	0 0	252 1	1618 1
15.1-20	0 0	334 1	596 2	0 0	930 1	0 0	31 0	112 1	0 0	143 1	1073 1
20.1-OVER	0 0	24 0	164 1	0 0	188 0	0 0	1 0	17 0	0 0	18 0	206 0
Total reported	7123	54410	30425	0	91958	1447	15721	8645	0	25813	117771
Percent Reported	100.0	100.0	100.0		100.0	100.0	100.0	100.0		100.0	100.0
NOT REPORTED	0	15	8	0	23	0	1	1	0	2	25
Total	7123	54425	30433	0	91981	1447	15722	8646	0	25815	117796
AVERAGE TIME SERVED	1.66	3.38	3.86	.00	3.40	1.56	3.04	3.81	.00	3.21	3.36

Probationer Statistical Profile

Sample: Active & admin probationers, not in facilities  
Act probationers 04/26/2005

Requestor: Nancy Phillips, Statistician

Time left to serve by current age & sex

Time left (in years)	M e n					W o m e n					Grand Total %
	age 00-21 %	age 22-39 %	age 40-98 %	age UNKWN %	Men Total %	age 00-21 %	age 22-39 %	age 40-98 %	age UNKWN %	Women Total %	
0-1	599 8	8290 15	4966 16	0 0	13855 15	199 14	2743 17	1467 17	0 0	4409 17	18264 16
1.1-2	1089 15	8924 16	4951 16	0 0	14964 16	260 18	2869 18	1503 17	0 0	4632 18	19596 17
2.1-3	1303 18	8556 16	4460 15	0 0	14319 16	265 18	2567 16	1364 16	0 0	4196 16	18515 16
3.1-4	1493 21	7728 14	3936 13	0 0	13157 14	256 18	2244 14	1194 14	0 0	3694 14	16851 14
4.1-5	985 14	5855 11	3249 11	0 0	10089 11	207 14	1687 11	913 11	0 0	2807 11	12896 11
5.1-6	287 4	3153 6	1734 6	0 0	5174 6	51 4	769 5	485 6	0 0	1305 5	6479 6
6.1-7	262 4	2819 5	1578 5	0 0	4659 5	49 3	720 5	441 5	0 0	1210 5	5869 5
7.1-8	305 4	2287 4	1274 4	0 0	3866 4	32 2	595 4	356 4	0 0	983 4	4849 4
8.1-9	370 5	2038 4	1070 4	0 0	3478 4	52 4	543 3	252 3	0 0	847 3	4325 4
9.1-10	224 3	1464 3	844 3	0 0	2532 3	34 2	373 2	193 2	0 0	600 2	3132 3
10.1-12	47 1	898 2	602 2	0 0	1547 2	2 0	143 1	103 1	0 0	248 1	1795 2
12.1-15	76 1	1044 2	700 2	0 0	1820 2	18 1	173 1	135 2	0 0	326 1	2146 2
15.1-20	50 1	595 1	459 2	0 0	1104 1	5 0	122 1	79 1	0 0	206 1	1310 1
20.1-OVER	8 0	299 1	279 1	0 0	586 1	0 0	38 0	72 1	0 0	110 0	696 1
INDEFINITE	0 0	0 0	0 0	0 0	0 0	0 0	0 0	0 0	0 0	0 0	0 0
NONE	25 0	475 1	331 1	0 0	831 1	17 1	136 1	89 1	0 0	242 1	1073 1
Total reported	7123	54425	30433	0	91981	1447	15722	8646	0	25815	117796
Percent Reported	100.0	100.0	100.0		100.0	100.0	100.0	100.0		100.0	100.0
NOT REPORTED	0	0	0	0	0	0	0	0	0	0	0
Total	7123	54425	30433	0	91981	1447	15722	8646	0	25815	117796
AVERAGE EXCLUDING INDEFINITE, NONE	3.98	4.05	4.25	.00	4.11	3.41	3.59	3.90	.00	3.69	4.02

Probationer Statistical Profile

Sample: Active & admin probationers, not in facilities  
Act probationers 04/26/2005

Requestor: Nancy Phillips, Statistician

Case type by current age & sex

Case type	M e n					W o m e n					Grand Total %	
	age 00-21 %	age 22-39 %	age 40-98 %	age UNKWN %	Men Total %	age 00-21 %	age 22-39 %	age 40-98 %	age UNKWN %	Women Total %		
PRESENTENCE	0 0	0 0	0 0	0 0	0 0	0 0	0 0	0 0	0 0	0 0	0 0	0 0
SPLIT SENTENCE	110 2	5194 10	4458 15	0 0	9762 11	5 0	613 4	585 7	0 0	1203 5	10965 9	
STRAIGHT SENTENCE	6886 97	48047 88	25313 83	0 0	80246 87	1408 97	14713 94	7875 91	0 0	23996 93	104242 88	
ABANDONMENT&BASTARDY	0 0	3 0	52 0	0 0	55 0	0 0	0 0	0 0	0 0	0 0	55 0	
OUT OF STATE PROB	127 2	1173 2	606 2	0 0	1906 2	32 2	386 2	179 2	0 0	597 2	2503 2	
OUT OF STATE A&B	0 0	0 0	1 0	0 0	1 0	0 0	1 0	0 0	0 0	1 0	2 0	
SUSPENDED SENTENCE	0 0	8 0	3 0	0 0	11 0	2 0	9 0	7 0	0 0	18 0	29 0	
Total reported	7123	54425	30433	0	91981	1447	15722	8646	0	25815	117796	
Percent Reported	100.0	100.0	100.0		100.0	100.0	100.0	100.0		100.0	100.0	
NOT REPORTED	0	0	0	0	0	0	0	0	0	0	0	
Total	7123	54425	30433	0	91981	1447	15722	8646	0	25815	117796	

Probationer Statistical Profile

Sample: Active & admin probationers, not in facilities  
Act probationers 04/26/2005

Requestor: Nancy Phillips, Statistician

Release type by current age & sex

Release type	M e n					W o m e n					Grand Total %
	age 00-21 %	age 22-39 %	age 40-98 %	age UNKWN %	Men Total %	age 00-21 %	age 22-39 %	age 40-98 %	age UNKWN %	Women Total %	
TRANSF OUT OF STATE	0 0	0 0	0 0	0 0	0 0	0 0	0 0	0 0	0 0	0 0	0 0
REVOKED (TECHNICAL)	0 0	0 0	0 0	0 0	0 0	0 0	0 0	0 0	0 0	0 0	0 0
REVOKED (NEW SENT)	0 0	0 0	0 0	0 0	0 0	0 0	0 0	0 0	0 0	0 0	0 0
REVOKED (NEW CRIME)	0 0	0 0	0 0	0 0	0 0	0 0	0 0	0 0	0 0	0 0	0 0
ABSCONDED (TOLLED)	0 0	0 0	0 0	0 0	0 0	0 0	0 0	0 0	0 0	0 0	0 0
ABSCONDED (NON-TOLL)	0 0	0 0	0 0	0 0	0 0	0 0	0 0	0 0	0 0	0 0	0 0
TERMINATED BY COURT	0 0	0 0	0 0	0 0	0 0	0 0	0 0	0 0	0 0	0 0	0 0
OUT OF STATE TERM	0 0	0 0	0 0	0 0	0 0	0 0	0 0	0 0	0 0	0 0	0 0
DEATH	0 0	0 0	0 0	0 0	0 0	0 0	0 0	0 0	0 0	0 0	0 0
FINAN OBLIG COMPLETE	0 0	0 0	0 0	0 0	0 0	0 0	0 0	0 0	0 0	0 0	0 0
OTHER	0 0	0 0	0 0	0 0	0 0	0 0	0 0	0 0	0 0	0 0	0 0
NORMAL RELEASE	0 0	0 0	0 0	0 0	0 0	0 0	0 0	0 0	0 0	0 0	0 0
A & B SPECIAL TERM	0 0	0 0	0 0	0 0	0 0	0 0	0 0	0 0	0 0	0 0	0 0
INDEP JURISDICTION	0 0	0 0	0 0	0 0	0 0	0 0	0 0	0 0	0 0	0 0	0 0
ACTIVE	7123100	54425100	30433100	0 0	91981100	1447100	15722100	8646100	0 0	25815100	117796100
Total reported	7123	54425	30433	0	91981	1447	15722	8646	0	25815	117796
Percent Reported	100.0	100.0	100.0		100.0	100.0	100.0	100.0		100.0	100.0
NOT REPORTED	0	0	0	0	0	0	0	0	0	0	0
Total	7123	54425	30433	0	91981	1447	15722	8646	0	25815	117796



Probationer Statistical Profile

Sample: Active & admin probationers, not in facilities  
Act probationers 04/26/2005

Requestor: Nancy Phillips, Statistician

First offender status by current age & sex

1stOffndr	M e n					W o m e n					Grand
	age 00-21	age % 22-39	age % 40-98	age % UNKWN	Men % Total	age % 00-21	age % 22-39	age % 40-98	age % UNKWN	Women % Total	
FIRST OFFNDR STATUS	4019 56	16016 29	5078 17	0 0	25113 27	1041 72	7196 46	2684 31	0 0	10921 42	36034 31
NO FIRST OFFNDR STAT	3104 44	38409 71	25355 83	0 0	66868 73	406 28	8526 54	5962 69	0 0	14894 58	81762 69
Total reported	7123	54425	30433	0	91981	1447	15722	8646	0	25815	117796
Percent Reported	100.0	100.0	100.0		100.0	100.0	100.0	100.0		100.0	100.0
NOT REPORTED	0	0	0	0	0	0	0	0	0	0	0
Total	7123	54425	30433	0	91981	1447	15722	8646	0	25815	117796

Probationer Statistical Profile

Sample: Active & admin probationers, not in facilities  
Act probationers 04/26/2005

Requestor: Nancy Phillips, Statistician

Type probationer by current age & sex

Type probationer	M e n					W o m e n					Grand Total %
	age 00-21	age % 22-39	age % 40-98	age % UNKWN	Men % Total	age 00-21	age % 22-39	age % 40-98	age % UNKWN	Women % Total	
MISDEMEANANT	40 1	355 1	281 1	0 0	676 1	4 0	95 1	66 1	0 0	165 1	841 1
FELON	7083 99	54059 99	30096 99	0 0	91238 99	1441100	15617 99	8573 99	0 0	25631 99	116869 99
ABANDONMENT&BASTARDY	0 0	3 0	53 0	0 0	56 0	0 0	1 0	0 0	0 0	1 0	57 0
SUSPENDED SENTENCE	0 0	8 0	3 0	0 0	11 0	2 0	9 0	7 0	0 0	18 0	29 0
Total reported	7123	54425	30433	0	91981	1447	15722	8646	0	25815	117796
Percent Reported	100.0	100.0	100.0		100.0	100.0	100.0	100.0		100.0	100.0
NOT REPORTED	0	0	0	0	0	0	0	0	0	0	0
Total	7123	54425	30433	0	91981	1447	15722	8646	0	25815	117796

Probationer Statistical Profile

Sample: Active & admin probationers, not in facilities  
Act probationers 04/26/2005

Requestor: Nancy Phillips, Statistician

Most serious crime by group by current age & sex

Crime group	Men					Women					Grand Total %
	age 00-21	age 22-39	age 40-98	age UNKWN	Men % Total	age 00-21	age 22-39	age 40-98	age UNKWN	Women % Total	
HOMICIDE	8 0	329 1	261 1	0 0	598 1	6 0	78 0	88 1	0 0	172 1	770 1
ABORTION	0 0	1 0	0 0	0 0	1 0	0 0	1 0	0 0	0 0	1 0	2 0
BODILY INJRY&REL OFF	518 7	6316 12	4587 15	0 0	11421 12	118 8	1234 8	668 8	0 0	2020 8	13441 11
ARSON & REL OFF	22 0	251 0	186 1	0 0	459 0	8 1	68 0	74 1	0 0	150 1	609 1
DAMAGE OF PROPERTY	162 2	622 1	248 1	0 0	1032 1	32 2	154 1	43 0	0 0	229 1	1261 1
BURGLARY & REL OFF	1293 18	5402 10	1931 6	0 0	8626 9	93 6	554 4	213 2	0 0	860 3	9486 8
FORGERY & REL OFF	322 5	3922 7	2154 7	0 0	6398 7	280 19	3825 24	1608 19	0 0	5713 22	12111 10
THEFT	1491 21	6774 12	3519 12	0 0	11784 13	378 26	3332 21	1707 20	0 0	5417 21	17201 15
ROBBERY	236 3	1607 3	579 2	0 0	2422 3	25 2	169 1	63 1	0 0	257 1	2679 2
SEXUAL OFFENSES	352 5	2685 5	2443 8	0 0	5480 6	14 1	122 1	61 1	0 0	197 1	5677 5
OBSCENITY CRIMES	0 0	5 0	10 0	0 0	15 0	0 0	1 0	1 0	0 0	2 0	17 0
TREASON & REL OFF	4 0	37 0	22 0	0 0	63 0	1 0	22 0	14 0	0 0	37 0	100 0
CRIMES INVOLVNG GOVT	133 2	1260 2	512 2	0 0	1905 2	28 2	348 2	213 2	0 0	589 2	2494 2
FALSIFICATIONS	26 0	168 0	88 0	0 0	282 0	7 0	135 1	50 1	0 0	192 1	474 0
OBSTRUCT LAW ENFORCE	7 0	159 0	70 0	0 0	236 0	6 0	61 0	25 0	0 0	92 0	328 0
DISORDERLY CONDUCT	55 1	210 0	90 0	0 0	355 0	5 0	19 0	24 0	0 0	48 0	403 0
GAMBLING & REL OFF	4 0	28 0	25 0	0 0	57 0	1 0	8 0	10 0	0 0	19 0	76 0
CRUELTY TO CHILDREN	19 0	600 1	424 1	0 0	1043 1	8 1	408 3	155 2	0 0	571 2	1614 1
CRIMES WITH GUNS	174 2	1813 3	1289 4	0 0	3276 4	28 2	126 1	98 1	0 0	252 1	3528 3
INVASION PRIVACY	11 0	69 0	63 0	0 0	143 0	0 0	0 0	1 0	0 0	1 0	144 0
RACKETEERING	1 0	16 0	28 0	0 0	45 0	0 0	11 0	12 0	0 0	23 0	68 0
DRUG ABUSE OFFENSES	2165 30	20369 37	10003 33	0 0	32537 35	383 26	4638 30	3178 37	0 0	8199 32	40736 35
DRUG TRAFFICKING	10 0	263 0	220 1	0 0	493 1	10 1	68 0	56 1	0 0	134 1	627 1
AUTO CRIMES	8 0	753 1	1081 4	0 0	1842 2	1 0	65 0	124 1	0 0	190 1	2032 2
REVENUE & CONTRABAND	2 0	8 0	7 0	0 0	17 0	0 0	5 0	5 0	0 0	10 0	27 0
CRIMES OF OTH STATES	25 0	169 0	120 0	0 0	314 0	4 0	74 0	31 0	0 0	109 0	423 0
MISC. FELONIES	33 0	221 0	133 0	0 0	387 0	7 0	92 1	53 1	0 0	152 1	539 0
MISDEMEANORS	40 1	356 1	326 1	0 0	722 1	4 0	98 1	68 1	0 0	170 1	892 1
Total reported	7121	54413	30419	0	91953	1447	15716	8643	0	25806	117759
Percent Reported	100.0	100.0	100.0		100.0	100.0	100.0	100.0		100.0	100.0
NOT REPORTED	2	12	14	0	28	0	6	3	0	9	37
Total	7123	54425	30433	0	91981	1447	15722	8646	0	25815	117796

Probationer Statistical Profile

Sample: Active & admin probationers, not in facilities  
Act probationers 04/26/2005

Requestor: Nancy Phillips, Statistician

Most serious offense by current age & sex

Most serious offense	M e n					W o m e n					Grand Total %
	age 00-21 %	age 22-39 %	age 40-98 %	age UNKWN %	Men Total %	age 00-21 %	age 22-39 %	age 40-98 %	age UNKWN %	Women Total %	
Misdemeanors											
abandonment of dep.	0 0	1 0	43 0	0 0	44 0	0 0	0 0	0 0	0 0	0 0	44 0
failure to pay suppo	0 0	0 0	1 0	0 0	1 0	0 0	1 0	0 0	0 0	1 0	2 0
stalking	0 0	1 0	2 0	0 0	3 0	0 0	0 0	0 0	0 0	0 0	3 0
assault & battery	1 0	10 0	4 0	0 0	15 0	0 0	0 0	0 0	0 0	0 0	15 0
atmpt murder	0 0	0 0	1 0	0 0	1 0	0 0	0 0	0 0	0 0	0 0	1 0
aggravated assault	0 0	8 0	7 0	0 0	15 0	0 0	3 0	0 0	0 0	3 0	18 0
simple assault	1 0	9 0	2 0	0 0	12 0	0 0	0 0	0 0	0 0	0 0	12 0
simple battery	1 0	27 0	27 0	0 0	55 0	0 0	4 0	1 0	0 0	5 0	60 0
concealing death of	0 0	0 0	0 0	0 0	0 0	0 0	1 0	0 0	0 0	1 0	1 0
fleeing / elusing po	0 0	1 0	0 0	0 0	1 0	0 0	0 0	0 0	0 0	0 0	1 0
leave scene had inju	0 0	0 0	1 0	0 0	1 0	0 0	0 0	0 0	0 0	0 0	1 0
crml intfer govt pr	1 0	3 0	0 0	0 0	4 0	0 0	0 0	0 0	0 0	0 0	4 0
reckless conduct c/h	1 0	5 0	0 0	0 0	6 0	0 0	0 0	0 0	0 0	0 0	6 0
disorderly conduct	1 0	1 0	1 0	0 0	3 0	0 0	0 0	0 0	0 0	0 0	3 0
cruelty to children	0 0	2 0	0 0	0 0	2 0	0 0	0 0	0 0	0 0	0 0	2 0
theft by taking - la	1 0	0 0	1 0	0 0	2 0	1 0	2 0	0 0	0 0	3 0	5 0
receiving stolen goo	0 0	7 0	4 0	0 0	11 0	0 0	1 0	1 0	0 0	2 0	13 0
theft by taking	3 0	14 0	12 0	0 0	29 0	0 0	14 0	10 0	0 0	24 0	53 0
robbery	0 0	3 0	1 0	0 0	4 0	0 0	3 0	0 0	0 0	3 0	7 0
burglary	0 0	9 0	2 0	0 0	11 0	0 0	0 0	0 0	0 0	0 0	11 0
alter id	0 0	1 0	0 0	0 0	1 0	0 0	0 0	0 0	0 0	0 0	1 0
bad checks	0 0	8 0	12 0	0 0	20 0	0 0	7 0	13 0	0 0	20 0	40 0
fraudulent checks	0 0	0 0	3 0	0 0	3 0	0 0	1 0	0 0	0 0	1 0	4 0
forgery	0 0	6 0	3 0	0 0	9 0	0 0	3 0	2 0	0 0	5 0	14 0
worthless checks	0 0	0 0	1 0	0 0	1 0	0 0	2 0	3 0	0 0	5 0	6 0
s/d of narcotics	1 0	5 0	1 0	0 0	7 0	0 0	0 0	0 0	0 0	0 0	7 0
s/d dep,stim,cntrf d	0 0	2 0	1 0	0 0	3 0	0 0	0 0	0 0	0 0	0 0	3 0
s/d of marijuana	0 0	3 0	1 0	0 0	4 0	0 0	0 0	0 0	0 0	0 0	4 0
poss of narcotics	0 0	2 0	0 0	0 0	2 0	0 0	1 0	0 0	0 0	1 0	3 0
poss dep,stim,cntrf	0 0	0 0	0 0	0 0	0 0	1 0	0 0	0 0	0 0	1 0	1 0
poss of lsd	0 0	1 0	0 0	0 0	1 0	0 0	0 0	0 0	0 0	0 0	1 0
poss of marijuana	3 0	11 0	9 0	0 0	23 0	0 0	2 0	0 0	0 0	2 0	25 0
viol motor veh law	4 0	24 0	22 0	0 0	50 0	0 0	3 0	1 0	0 0	4 0	54 0

(continued)

Probationer Statistical Profile

Sample: Active & admin probationers, not in facilities  
Act probationers 04/26/2005

Requestor: Nancy Phillips, Statistician

Most serious offense by current age & sex (continued)

Most serious offense	Men					Women					Grand Total
	age 00-21 %	age 22-39 %	age 40-98 %	age UNKWN %	Men Total %	age 00-21 %	age 22-39 %	age 40-98 %	age UNKWN %	Women Total %	
dui	2 0	52 0	61 0	0 0	115 0	0 0	8 0	11 0	0 0	19 0	134 0
obstr of law enf off	4 0	30 0	11 0	0 0	45 0	1 0	0 0	0 0	0 0	1 0	46 0
impersonating anothe	0 0	1 0	2 0	0 0	3 0	0 0	1 0	0 0	0 0	1 0	4 0
crmn1 trespassing	1 0	6 0	9 0	0 0	16 0	0 0	2 0	0 0	0 0	2 0	18 0
illegal attm to obt	0 0	0 0	1 0	0 0	1 0	0 0	2 0	0 0	0 0	2 0	3 0
crmn1 damage	3 0	2 0	1 0	0 0	6 0	1 0	2 0	0 0	0 0	3 0	9 0
terroristic threats	1 0	0 0	1 0	0 0	2 0	0 0	0 0	1 0	0 0	1 0	3 0
viol ga cntrl subst	1 0	23 0	9 0	0 0	33 0	0 0	3 0	5 0	0 0	8 0	41 0
prostitution	0 0	0 0	0 0	0 0	0 0	0 0	0 0	1 0	0 0	1 0	1 0
public indecency	0 0	5 0	3 0	0 0	8 0	0 0	0 0	0 0	0 0	0 0	8 0
peeping tom	0 0	2 0	0 0	0 0	2 0	0 0	0 0	0 0	0 0	0 0	2 0
molesting a minor	0 0	0 0	2 0	0 0	2 0	0 0	0 0	0 0	0 0	0 0	2 0
sexual battery	2 0	2 0	5 0	0 0	9 0	0 0	0 0	0 0	0 0	0 0	9 0
cpwl & concealed wea	0 0	2 0	1 0	0 0	3 0	0 0	0 0	0 0	0 0	0 0	3 0
shoplifting	0 0	4 0	5 0	0 0	9 0	0 0	6 0	4 0	0 0	10 0	19 0
pointing gun at anot	1 0	0 0	1 0	0 0	2 0	0 0	1 0	0 0	0 0	1 0	3 0
deadly weapons in pu	0 0	1 0	0 0	0 0	1 0	0 0	0 0	0 0	0 0	0 0	1 0
crmn1 attempt	1 0	0 0	0 0	0 0	1 0	0 0	0 0	0 0	0 0	0 0	1 0
other misdemeanor	5 0	11 0	22 0	0 0	38 0	0 0	4 0	6 0	0 0	10 0	48 0
riot	0 0	0 0	1 0	0 0	1 0	0 0	0 0	0 0	0 0	0 0	1 0
fighting in public p	0 0	0 0	0 0	0 0	0 0	0 0	1 0	0 0	0 0	1 0	1 0
family violence batt	0 0	2 0	0 0	0 0	2 0	0 0	1 0	0 0	0 0	1 0	3 0
misc public order of	0 0	1 0	0 0	0 0	1 0	0 0	0 0	0 0	0 0	0 0	1 0
lottery violation	0 0	0 0	0 0	0 0	0 0	0 0	1 0	0 0	0 0	1 0	1 0
off agnst pub hlth/m	0 0	5 0	4 0	0 0	9 0	0 0	0 0	0 0	0 0	0 0	9 0
failr fil/mntn abort	0 0	0 0	1 0	0 0	1 0	0 0	0 0	0 0	0 0	0 0	1 0
involuntary manslaug	0 0	0 0	2 0	0 0	2 0	0 0	0 0	0 0	0 0	0 0	2 0
interference with cu	0 0	1 0	0 0	0 0	1 0	0 0	0 0	0 0	0 0	0 0	1 0
theft by deception <	0 0	1 0	2 0	0 0	3 0	0 0	1 0	0 0	0 0	1 0	4 0
theft of services <	0 0	1 0	0 0	0 0	1 0	0 0	2 0	0 0	0 0	2 0	3 0
theft by conversion	0 0	2 0	1 0	0 0	3 0	0 0	3 0	2 0	0 0	5 0	8 0
theft motor vehicle,	0 0	3 0	2 0	0 0	5 0	0 0	1 0	0 0	0 0	1 0	6 0
conversn paymnt real	0 0	1 0	0 0	0 0	1 0	0 0	0 0	0 0	0 0	0 0	1 0
entrng mot veh crim	0 0	5 0	0 0	0 0	5 0	0 0	0 0	0 0	0 0	0 0	5 0
viol forgery&fraud p	0 0	1 0	1 0	0 0	2 0	0 0	0 0	0 0	0 0	0 0	2 0

(continued)

Probationer Statistical Profile

Sample: Active & admin probationers, not in facilities  
Act probationers 04/26/2005

Requestor: Nancy Phillips, Statistician

Most serious offense by current age & sex (continued)

Most serious offense	Men					Women					Grand Total %
	age 00-21 %	age 22-39 %	age 40-98 %	age UNKWN %	Men Total %	age 00-21 %	age 22-39 %	age 40-98 %	age UNKWN %	Women Total %	
obtn/attmpt drugs il	0 0	1 0	2 0	0 0	3 0	0 0	1 0	2 0	0 0	3 0	6 0
mfg/dist imitate con	0 0	1 0	1 0	0 0	2 0	0 0	0 0	0 0	0 0	0 0	2 0
misc obstruction off	0 0	2 0	0 0	0 0	2 0	0 0	0 0	0 0	0 0	0 0	2 0
misc sexual offenses	0 0	2 0	3 0	0 0	5 0	0 0	0 0	0 0	0 0	0 0	5 0
pimping	0 0	1 0	0 0	0 0	1 0	0 0	0 0	0 0	0 0	0 0	1 0
providing sex mat mi	0 0	0 0	1 0	0 0	1 0	0 0	0 0	0 0	0 0	0 0	1 0
dng instrmntalties &	0 0	1 0	0 0	0 0	1 0	0 0	0 0	0 0	0 0	0 0	1 0
furnish liquor to mi	0 0	1 0	0 0	0 0	1 0	0 0	0 0	0 0	0 0	0 0	1 0
poss alc bev by juve	0 0	0 0	1 0	0 0	1 0	0 0	1 0	0 0	0 0	1 0	2 0
viol motor veh licen	0 0	1 0	0 0	0 0	1 0	0 0	0 0	0 0	0 0	0 0	1 0
conspiracy commit mis	0 0	1 0	0 0	0 0	1 0	0 0	0 0	0 0	0 0	0 0	1 0
misc misdemeanor	1 0	15 0	7 0	0 0	23 0	0 0	9 0	5 0	0 0	14 0	37 0
viol othr states law	0 0	2 0	1 0	0 0	3 0	0 0	0 0	0 0	0 0	0 0	3 0
-----											
FELONIES											
-----											
MISC HOMICIDE OFFENS	0 0	8 0	7 0	0 0	15 0	1 0	2 0	0 0	0 0	3 0	18 0
MURDER	0 0	6 0	7 0	0 0	13 0	0 0	6 0	1 0	0 0	7 0	20 0
VOLUNTARY MANSLAUGHT	2 0	73 0	115 0	0 0	190 0	0 0	24 0	38 0	0 0	62 0	252 0
INVOLUNTARY MANSLAUG	2 0	56 0	20 0	0 0	78 0	2 0	13 0	13 0	0 0	28 0	106 0
RECKLESS ABANDONMENT	0 0	1 0	0 0	0 0	1 0	0 0	0 0	0 0	0 0	0 0	1 0
FETICIDE	0 0	1 0	0 0	0 0	1 0	0 0	1 0	0 0	0 0	1 0	2 0
VEHICULAR HOMICIDE	3 0	173 0	100 0	0 0	276 0	2 0	30 0	27 0	0 0	59 0	335 0
HOMICIDE BY PILOT DU	0 0	1 0	0 0	0 0	1 0	0 0	0 0	0 0	0 0	0 0	1 0
CONCEAL DEATH OF ANO	0 0	4 0	1 0	0 0	5 0	1 0	0 0	1 0	0 0	2 0	7 0
ATMPT MURDER	1 0	6 0	11 0	0 0	18 0	0 0	2 0	8 0	0 0	10 0	28 0
MISC ABORTION	0 0	0 0	0 0	0 0	0 0	0 0	1 0	0 0	0 0	1 0	1 0
CRMNL ABORTION	0 0	1 0	0 0	0 0	1 0	0 0	0 0	0 0	0 0	0 0	1 0
MISC ASSAULT/BATTERY	3 0	83 0	67 0	0 0	153 0	0 0	9 0	5 0	0 0	14 0	167 0
FAMILY VIOLENCE BATT	1 0	66 0	46 0	0 0	113 0	0 0	3 0	2 0	0 0	5 0	118 0
AGGRAV ASSAULT	296 4	3757 7	2727 9	0 0	6780 7	84 6	926 6	508 6	0 0	1518 6	8298 7
ATMPT AGGRAV ASSAULT	1 0	16 0	7 0	0 0	24 0	0 0	5 0	4 0	0 0	9 0	33 0
AGGRAV BATTERY	39 1	458 1	284 1	0 0	781 1	2 0	67 0	23 0	0 0	92 0	873 1
TERRORIST THREATS &	114 2	819 2	654 2	0 0	1587 2	23 2	120 1	64 1	0 0	207 1	1794 2

(continued)

Probationer Statistical Profile

Sample: Active & admin probationers, not in facilities  
Act probationers 04/26/2005

Requestor: Nancy Phillips, Statistician

Most serious offense by current age & sex (continued)

Most serious offense	Men				Women				Grand Total %		
	age 00-21 %	age 22-39 %	age 40-98 %	age UNKWN %	Men Total %	age 00-21 %	age 22-39 %	age 40-98 %		Women Total %	
FALSE IMPRISONMENT	19 0	253 0	122 0	0 0	394 0	1 0	11 0	4 0	0 0	16 0	410 0
FALSE IMPRIS COLOR L	0 0	1 0	1 0	0 0	2 0	0 0	0 0	0 0	0 0	0 0	2 0
KIDNAPPING	0 0	68 0	42 0	0 0	110 0	0 0	1 0	2 0	0 0	3 0	113 0
INTERFERENCE WITH CU	5 0	20 0	17 0	0 0	42 0	1 0	15 0	9 0	0 0	25 0	67 0
AGGRAV ASSAULT PEACE	3 0	137 0	112 0	0 0	252 0	2 0	15 0	13 0	0 0	30 0	282 0
AGGRAV BATTERY PEACE	1 0	5 0	4 0	0 0	10 0	0 0	1 0	0 0	0 0	1 0	11 0
SIMPLE BATTERY	10 0	72 0	46 0	0 0	128 0	0 0	10 0	4 0	0 0	14 0	142 0
RECK COND	0 0	7 0	4 0	0 0	11 0	0 0	5 0	1 0	0 0	6 0	17 0
INJURY BY VEHICLE	6 0	17 0	8 0	0 0	31 0	1 0	6 0	3 0	0 0	10 0	41 0
STALKING	0 0	16 0	17 0	0 0	33 0	0 0	1 0	1 0	0 0	2 0	35 0
AGGRAV STALKING	20 0	518 1	424 1	0 0	962 1	4 0	39 0	25 0	0 0	68 0	1030 1
ATMPT KIDNAP	0 0	3 0	5 0	0 0	8 0	0 0	0 0	0 0	0 0	0 0	8 0
ARSON MISC	2 0	15 0	18 0	0 0	35 0	2 0	4 0	5 0	0 0	11 0	46 0
ARSON 1ST DEGREE	10 0	168 0	144 0	0 0	322 0	5 0	51 0	63 1	0 0	119 0	441 0
ARSON 2ND DEGREE	5 0	51 0	20 0	0 0	76 0	0 0	7 0	5 0	0 0	12 0	88 0
ARSON 3RD DEGREE	2 0	14 0	3 0	0 0	19 0	1 0	5 0	1 0	0 0	7 0	26 0
CRMNL POSS EXPLOSIVE	3 0	3 0	1 0	0 0	7 0	0 0	1 0	0 0	0 0	1 0	8 0
MISC CRIMINAL DAMAGE	2 0	5 0	2 0	0 0	9 0	0 0	0 0	1 0	0 0	1 0	10 0
CRMNL DAMAGE 1ST DEG	32 0	138 0	68 0	0 0	238 0	5 0	28 0	7 0	0 0	40 0	278 0
CRMNL DAMAGE 2ND DEG	116 2	428 1	156 1	0 0	700 1	26 2	114 1	29 0	0 0	169 1	869 1
DAMAGE,DESTROY SECR	3 0	9 0	6 0	0 0	18 0	0 0	3 0	3 0	0 0	6 0	24 0
VANDALISM TO CHURCH	1 0	4 0	1 0	0 0	6 0	1 0	0 0	1 0	0 0	2 0	8 0
ALTER ID	8 0	38 0	15 0	0 0	61 0	0 0	9 0	2 0	0 0	11 0	72 0
BURGLARY	1207 17	5219 10	1876 6	0 0	8302 9	90 6	541 3	207 2	0 0	838 3	9140 8
POSS BURGLAR TOOLS	60 1	107 0	30 0	0 0	197 0	3 0	8 0	3 0	0 0	14 0	211 0
ATMPT BURGLARY	26 0	76 0	25 0	0 0	127 0	0 0	5 0	3 0	0 0	8 0	135 0
MISC FORGERY	2 0	12 0	13 0	0 0	27 0	0 0	19 0	11 0	0 0	30 0	57 0
FORGERY 1ST DEGREE	207 3	2926 5	1658 6	0 0	4791 5	191 13	2808 18	1267 15	0 0	4266 17	9057 8
FORGERY 2ND DEGREE	25 0	208 0	48 0	0 0	281 0	6 0	83 1	26 0	0 0	115 0	396 0
BAD CHECKS	5 0	143 0	151 1	0 0	299 0	8 1	142 1	59 1	0 0	209 1	508 0
ILLEGAL USE-CREDIT C	3 0	9 0	9 0	0 0	21 0	0 0	12 0	3 0	0 0	15 0	36 0
THEFT CREDIT CARD	16 0	80 0	30 0	0 0	126 0	8 1	79 1	21 0	0 0	108 0	234 0
FORGERY CREDIT CARD	3 0	19 0	11 0	0 0	33 0	4 0	43 0	7 0	0 0	54 0	87 0
FRAUDULENT CREDIT CA	40 1	287 1	100 0	0 0	427 0	48 3	343 2	84 1	0 0	475 2	902 1
CRMNL POSS CREDIT CA	0 0	0 0	2 0	0 0	2 0	1 0	1 0	1 0	0 0	3 0	5 0

(continued)

Probationer Statistical Profile

Sample: Active & admin probationers, not in facilities  
Act probationers 04/26/2005

Requestor: Nancy Phillips, Statistician

Most serious offense by current age & sex (continued)

Most serious offense	Men					Women					Grand Total
	age 00-21	age 22-39	age 40-98	age UNKWN	Men Total	age 00-21	age 22-39	age 40-98	age UNKWN	Women Total	
RECV GDS,SRVS FRAUD	1 0	6 0	8 0	0 0	15 0	0 0	15 0	11 0	0 0	26 0	41 0
FINANCIAL IDENTITY F	3 0	32 0	13 0	0 0	48 0	6 0	50 0	15 0	0 0	71 0	119 0
TELECOMMUNICATIONS F	0 0	18 0	5 0	0 0	23 0	0 0	3 0	1 0	0 0	4 0	27 0
COMPUTER THEFT	1 0	7 0	0 0	0 0	8 0	0 0	11 0	2 0	0 0	13 0	21 0
COMPUTER TRESPASS	1 0	1 0	0 0	0 0	2 0	0 0	2 0	0 0	0 0	2 0	4 0
ATMPT FORGERY	0 0	3 0	0 0	0 0	3 0	0 0	0 0	3 0	0 0	3 0	6 0
FAILR PAY NATRL PRD/	0 0	1 0	1 0	0 0	2 0	0 0	0 0	0 0	0 0	0 0	2 0
FRAUDULENT ACCESS CO	2 0	25 0	9 0	0 0	36 0	2 0	38 0	6 0	0 0	46 0	82 0
MISC FRAUD	13 0	145 0	96 0	0 0	254 0	6 0	176 1	91 1	0 0	273 1	527 0
THEFT BY TAKING	510 7	2918 5	1650 6	0 0	5078 6	148 10	1763 11	965 11	0 0	2876 11	7954 7
THEFT BY DECEPTION	8 0	184 0	179 1	0 0	371 0	6 0	144 1	94 1	0 0	244 1	615 1
THEFT BY EXTORTION	0 0	6 0	2 0	0 0	8 0	0 0	3 0	3 0	0 0	6 0	14 0
THEFT OF LOST PROPER	2 0	10 0	10 0	0 0	22 0	0 0	7 0	4 0	0 0	11 0	33 0
THEFT BY REC STOLEN	489 7	1892 4	635 2	0 0	3016 3	39 3	272 2	73 1	0 0	384 2	3400 3
THEFT OF SERVICES	2 0	40 0	22 0	0 0	64 0	0 0	15 0	12 0	0 0	27 0	91 0
THEFT BY CONVERSION	6 0	170 0	234 1	0 0	410 0	1 0	130 1	80 1	0 0	211 1	621 1
THEFT OF TRADE SECRE	0 0	2 0	2 0	0 0	4 0	0 0	0 0	0 0	0 0	0 0	4 0
CONVSN PAYMNTS REAL	0 0	8 0	22 0	0 0	30 0	0 0	0 0	1 0	0 0	1 0	31 0
ATMPT THEFT BY TAKIN	4 0	3 0	1 0	0 0	8 0	0 0	2 0	1 0	0 0	3 0	11 0
THEFT MOTORVEH OR PA	83 1	398 1	177 1	0 0	658 1	14 1	59 0	12 0	0 0	85 0	743 1
THEFT OF LEASED PERS	0 0	1 0	2 0	0 0	3 0	0 0	3 0	0 0	0 0	3 0	6 0
THEFT BRING PROP IN	10 0	61 0	18 0	0 0	89 0	2 0	10 0	1 0	0 0	13 0	102 0
THEFT RECV PROP OUT	3 0	15 0	7 0	0 0	25 0	0 0	4 0	2 0	0 0	6 0	31 0
LIVESTOCK THEFT	0 0	7 0	4 0	0 0	11 0	0 0	1 0	0 0	0 0	1 0	12 0
THEFT BY SHOPLIFTING	76 1	505 1	438 1	0 0	1019 1	157 11	875 6	449 5	0 0	1481 6	2500 2
ENTERING VEHICLE	298 4	554 1	116 0	0 0	968 1	11 1	44 0	9 0	0 0	64 0	1032 1
STEAL ALTER PUBLIC D	0 0	0 0	0 0	0 0	0 0	0 0	0 0	1 0	0 0	1 0	1 0
ROBBERY	175 2	1136 2	331 1	0 0	1642 2	17 1	133 1	47 1	0 0	197 1	1839 2
ARMED ROBBERY	18 0	328 1	192 1	0 0	538 1	3 0	21 0	11 0	0 0	35 0	573 0
ROBBERY BY FORCE	3 0	14 0	4 0	0 0	21 0	3 0	2 0	0 0	0 0	5 0	26 0
ROBBERY BY INTIMIDAT	8 0	17 0	9 0	0 0	34 0	0 0	2 0	2 0	0 0	4 0	38 0
ROBBERY BY SUDDEN SN	2 0	13 0	9 0	0 0	24 0	0 0	1 0	0 0	0 0	1 0	25 0
HIJACKING MOTOR VEHI	1 0	1 0	0 0	0 0	2 0	0 0	0 0	0 0	0 0	0 0	2 0
ATMPT ROBBERY	17 0	57 0	25 0	0 0	99 0	2 0	8 0	3 0	0 0	13 0	112 0
ATMPT ARMED ROBBERY	12 0	41 0	9 0	0 0	62 0	0 0	2 0	0 0	0 0	2 0	64 0

(continued)



Probationer Statistical Profile

Sample: Active & admin probationers, not in facilities  
Act probationers 04/26/2005

Requestor: Nancy Phillips, Statistician

Most serious offense by current age & sex (continued)

Most serious offense	Men					Women					Grand Total %
	age 00-21 %	age 22-39 %	age 40-98 %	age UNKWN %	Men Total %	age 00-21 %	age 22-39 %	age 40-98 %	age UNKWN %	Women Total %	
MISC SEXUAL OFFENSE	8 0	61 0	52 0	0 0	121 0	0 0	0 0	1 0	0 0	1 0	122 0
RAPE	4 0	93 0	104 0	0 0	201 0	0 0	1 0	0 0	0 0	1 0	202 0
SODOMY	4 0	21 0	42 0	0 0	67 0	0 0	2 0	0 0	0 0	2 0	69 0
AGGRAV SODOMY	0 0	36 0	79 0	0 0	115 0	0 0	0 0	1 0	0 0	1 0	116 0
BESTIALITY	0 0	1 0	3 0	0 0	4 0	0 0	0 0	0 0	0 0	0 0	4 0
INCEST	4 0	33 0	111 0	0 0	148 0	1 0	6 0	6 0	0 0	13 0	161 0
BIGAMY	0 0	8 0	4 0	0 0	12 0	0 0	0 0	1 0	0 0	1 0	13 0
AGGRAV SEXUAL BATTER	1 0	18 0	30 0	0 0	49 0	0 0	1 0	0 0	0 0	1 0	50 0
PANDERING BY COMPULS	0 0	3 0	3 0	0 0	6 0	1 0	0 0	0 0	0 0	1 0	7 0
STATUTORY RAPE	206 3	1162 2	138 0	0 0	1506 2	1 0	36 0	8 0	0 0	45 0	1551 1
CHILD MOLESTATION	93 1	958 2	1510 5	0 0	2561 3	7 0	47 0	34 0	0 0	88 0	2649 2
ENTICING CHILD-INDEC	19 0	115 0	139 0	0 0	273 0	3 0	14 0	3 0	0 0	20 0	293 0
AGGRAV CHILD MOLESTA	5 0	84 0	184 1	0 0	273 0	1 0	5 0	2 0	0 0	8 0	281 0
SEXL/ASLT/AGN/PERS/	1 0	25 0	15 0	0 0	41 0	0 0	8 0	5 0	0 0	13 0	54 0
SEXUAL ASLT BY THERA	0 0	1 0	0 0	0 0	1 0	0 0	0 0	0 0	0 0	0 0	1 0
SOLICIT SODOMY FROM	0 0	3 0	4 0	0 0	7 0	0 0	1 0	0 0	0 0	1 0	8 0
SEX OFFENDER FAIL RE	1 0	15 0	10 0	0 0	26 0	0 0	1 0	0 0	0 0	1 0	27 0
ATMPT RAPE	2 0	33 0	10 0	0 0	45 0	0 0	0 0	0 0	0 0	0 0	45 0
ATMPT SODOMY	0 0	1 0	2 0	0 0	3 0	0 0	0 0	0 0	0 0	0 0	3 0
ATMPT AGGRAV SODOMY	0 0	1 0	1 0	0 0	2 0	0 0	0 0	0 0	0 0	0 0	2 0
ATMPT CHILD MOLESTAT	0 0	2 0	2 0	0 0	4 0	0 0	0 0	0 0	0 0	0 0	4 0
AGG ASLT W ATMPT TO	3 0	10 0	0 0	0 0	13 0	0 0	0 0	0 0	0 0	0 0	13 0
STATUTORY RAPE,ATMPT	1 0	1 0	0 0	0 0	2 0	0 0	0 0	0 0	0 0	0 0	2 0
MISC OBSCENITY	0 0	1 0	4 0	0 0	5 0	0 0	0 0	0 0	0 0	0 0	5 0
DISTRIBUTING OBSCENE	0 0	1 0	2 0	0 0	3 0	0 0	1 0	1 0	0 0	2 0	5 0
DISTR MAT DEPICT NUD	0 0	3 0	2 0	0 0	5 0	0 0	0 0	0 0	0 0	0 0	5 0
PROV SEX MATER TO MI	0 0	0 0	2 0	0 0	2 0	0 0	0 0	0 0	0 0	0 0	2 0
MISC PUBLIC ORDER	1 0	3 0	2 0	0 0	6 0	0 0	1 0	5 0	0 0	6 0	12 0
INCITING TO INSURREC	0 0	1 0	2 0	0 0	3 0	0 0	0 0	0 0	0 0	0 0	3 0
FALSE SWEARNG WRITTN	3 0	33 0	18 0	0 0	54 0	1 0	21 0	9 0	0 0	31 0	85 0
BRIBERY GOVT OFFICER	0 0	11 0	12 0	0 0	23 0	0 0	3 0	1 0	0 0	4 0	27 0
VIOL OATH PUBLIC OFF	0 0	5 0	3 0	0 0	8 0	0 0	0 0	1 0	0 0	1 0	9 0
INFLUENCE GOVT OFFIC	0 0	2 0	0 0	0 0	2 0	0 0	0 0	0 0	0 0	0 0	2 0
DEFRAUDING STATE	0 0	8 0	26 0	0 0	34 0	0 0	116 1	96 1	0 0	212 1	246 0
FALSE CERTIFICATES	1 0	6 0	4 0	0 0	11 0	0 0	4 0	0 0	0 0	4 0	15 0

(continued)

Probationer Statistical Profile

Sample: Active & admin probationers, not in facilities  
Act probationers 04/26/2005

Requestor: Nancy Phillips, Statistician

Most serious offense by current age & sex (continued)

Most serious offense	Men					Women					Grand Total
	age 00-21	age 22-39	age 40-98	age UNKWN	Total	age 00-21	age 22-39	age 40-98	age UNKWN	Total	
INFLUENCING WITNESS	1 0	11 0	3 0	0 0	15 0	0 0	5 0	1 0	0 0	6 0	21 0
OBSTR OF LAW ENF OFF	131 2	1211 2	463 2	0 0	1805 2	28 2	217 1	114 1	0 0	359 1	2164 2
TAMPERING WITH EVIDE	0 0	6 0	1 0	0 0	7 0	0 0	3 0	0 0	0 0	3 0	10 0
MISC JUDICIAL PROCEE	0 0	0 0	1 0	0 0	1 0	0 0	1 0	0 0	0 0	1 0	2 0
PERJURY	1 0	11 0	11 0	0 0	23 0	2 0	18 0	7 0	0 0	27 0	50 0
FALSE SWEARING	0 0	15 0	7 0	0 0	22 0	0 0	23 0	7 0	0 0	30 0	52 0
SUBORNATION OF PERJU	0 0	0 0	0 0	0 0	0 0	0 0	2 0	0 0	0 0	2 0	2 0
IMPERSONATION	1 0	4 0	1 0	0 0	6 0	0 0	10 0	2 0	0 0	12 0	18 0
IMPERSONATING OFFICE	0 0	37 0	23 0	0 0	60 0	0 0	5 0	1 0	0 0	6 0	66 0
BARRATRY	1 0	4 0	1 0	0 0	6 0	0 0	1 0	2 0	0 0	3 0	9 0
EMBRACERY	0 0	1 0	0 0	0 0	1 0	0 0	1 0	0 0	0 0	1 0	2 0
FALSE STATEMENTS GOV	23 0	93 0	44 0	0 0	160 0	5 0	72 0	31 0	0 0	108 0	268 0
IMPERSNTNG IN LEGAL	0 0	3 0	0 0	0 0	3 0	0 0	2 0	0 0	0 0	2 0	5 0
ESCAPE	1 0	86 0	39 0	0 0	126 0	1 0	9 0	8 0	0 0	18 0	144 0
AIDING ESCAPE	1 0	5 0	2 0	0 0	8 0	0 0	7 0	2 0	0 0	9 0	17 0
HINDERING APPREH OR	3 0	39 0	17 0	0 0	59 0	4 0	41 0	13 0	0 0	58 0	117 0
COMPOUNDING A CRIME	0 0	2 0	2 0	0 0	4 0	0 0	1 0	1 0	0 0	2 0	6 0
MUTINY IN PENAL INST	0 0	1 0	2 0	0 0	3 0	0 0	0 0	0 0	0 0	0 0	3 0
BAIL JUMPING	1 0	25 0	8 0	0 0	34 0	1 0	3 0	1 0	0 0	5 0	39 0
ATMPT ESCAPE	1 0	1 0	0 0	0 0	2 0	0 0	0 0	0 0	0 0	0 0	2 0
FALSE PUBLIC ALARM	11 0	20 0	3 0	0 0	34 0	2 0	3 0	4 0	0 0	9 0	43 0
CRMNL INTERFERE GOVT	44 1	190 0	87 0	0 0	321 0	3 0	16 0	20 0	0 0	39 0	360 0
MISC GAMBLING/RELATE	0 0	1 0	0 0	0 0	1 0	0 0	0 0	1 0	0 0	1 0	2 0
COMMERICAL GAMBLING	0 0	3 0	16 0	0 0	19 0	0 0	1 0	7 0	0 0	8 0	27 0
BRIBERY OF CONTESTAN	0 0	2 0	0 0	0 0	2 0	0 0	2 0	0 0	0 0	2 0	4 0
SOLICIT/ACCEPTING BR	0 0	1 0	1 0	0 0	2 0	0 0	0 0	0 0	0 0	0 0	2 0
GAMBLING ACT ON BUSI	0 0	0 0	2 0	0 0	2 0	0 0	0 0	1 0	0 0	1 0	3 0
DOGFIGHTING	1 0	11 0	4 0	0 0	16 0	0 0	0 0	1 0	0 0	1 0	17 0
LOTTERY VIOLATION	2 0	6 0	2 0	0 0	10 0	1 0	5 0	0 0	0 0	6 0	16 0
BUS HIJACKING	0 0	1 0	0 0	0 0	1 0	0 0	0 0	0 0	0 0	0 0	1 0
BOARDING BUS W/CONCL	0 0	1 0	0 0	0 0	1 0	0 0	0 0	0 0	0 0	0 0	1 0
REMOVAL BAGGAGE,CARG	1 0	2 0	0 0	0 0	3 0	0 0	0 0	0 0	0 0	0 0	3 0
CRUELTY TO CHILDREN	13 0	537 1	354 1	0 0	904 1	8 1	396 3	153 2	0 0	557 2	1461 1
ATMPT CRUELTY TO CHI	0 0	1 0	0 0	0 0	1 0	0 0	1 0	0 0	0 0	1 0	2 0
SEX EXPLOITATION CHI	4 0	24 0	29 0	0 0	57 0	0 0	5 0	1 0	0 0	6 0	63 0

(continued)

Probationer Statistical Profile

Sample: Active & admin probationers, not in facilities  
Act probationers 04/26/2005

Requestor: Nancy Phillips, Statistician

Most serious offense by current age & sex (continued)

Most serious offense	Men					Women					Grand Total %
	age 00-21 %	age 22-39 %	age 40-98 %	age UNKWN %	Men Total %	age 00-21 %	age 22-39 %	age 40-98 %	age UNKWN %	Women Total %	
ABANDONMENT OF CHILD	0 0	33 0	39 0	0 0	72 0	0 0	1 0	0 0	0 0	1 0	73 0
UNLWFL AD ADOPT CHIL	0 0	0 0	0 0	0 0	0 0	0 0	1 0	0 0	0 0	1 0	1 0
CNTRBTNG DELINQENCY	2 0	5 0	2 0	0 0	9 0	0 0	4 0	1 0	0 0	5 0	14 0
MISC WEAPON/EXPLOSIV	6 0	23 0	10 0	0 0	39 0	1 0	3 0	1 0	0 0	5 0	44 0
CARRY CONCEALED WEAP	18 0	48 0	4 0	0 0	70 0	2 0	0 0	2 0	0 0	4 0	74 0
CARRY PISTL WITHOUT	0 0	3 0	2 0	0 0	5 0	0 0	0 0	0 0	0 0	0 0	5 0
ALTER PISTL LICENSE	0 0	1 0	0 0	0 0	1 0	0 0	0 0	0 0	0 0	0 0	1 0
MACHINE GUN ACTIVITI	0 0	0 0	1 0	0 0	1 0	0 0	0 0	0 0	0 0	0 0	1 0
POSS OF FIREARM DUR	36 1	567 1	255 1	0 0	858 1	4 0	44 0	43 1	0 0	91 0	949 1
POSS KNIFE DURING CR	0 0	1 0	1 0	0 0	2 0	0 0	0 0	0 0	0 0	0 0	2 0
POSS OF CERTAIN WEAP	13 0	90 0	49 0	0 0	152 0	2 0	8 0	2 0	0 0	12 0	164 0
POSS FIREARM CONVCT	24 0	1010 2	952 3	0 0	1986 2	1 0	62 0	48 1	0 0	111 0	2097 2
CARRY WEAPON AT SCHO	69 1	53 0	6 0	0 0	128 0	17 1	4 0	2 0	0 0	23 0	151 0
GUARD LINE WITH WEAP	0 0	4 0	0 0	0 0	4 0	0 0	4 0	0 0	0 0	4 0	8 0
POSS WEAPON BY PRISO	0 0	2 0	0 0	0 0	2 0	1 0	1 0	0 0	0 0	2 0	4 0
MISUSE FIREARM HUNTI	0 0	3 0	2 0	0 0	5 0	0 0	0 0	0 0	0 0	0 0	5 0
CRUELTY TO ANIMALS	6 0	5 0	2 0	0 0	13 0	0 0	0 0	0 0	0 0	0 0	13 0
AGGRAV CRUELTY TO AN	2 0	3 0	5 0	0 0	10 0	0 0	0 0	0 0	0 0	0 0	10 0
MISC INVASION OF PRI	1 0	5 0	3 0	0 0	9 0	0 0	0 0	1 0	0 0	1 0	10 0
EAVESDROP & SURVEILL	0 0	8 0	13 0	0 0	21 0	0 0	0 0	0 0	0 0	0 0	21 0
PEEPING TOM	10 0	56 0	47 0	0 0	113 0	0 0	0 0	0 0	0 0	0 0	113 0
RACKETEERING	1 0	16 0	28 0	0 0	45 0	0 0	11 0	12 0	0 0	23 0	68 0
S/D NARCOTICS OPIATE	15 0	243 0	177 1	0 0	435 0	2 0	54 0	55 1	0 0	111 0	546 0
S/D DEP STIM CNTRF D	33 0	291 1	131 0	0 0	455 1	3 0	71 0	43 1	0 0	117 0	572 0
S/D OF LSD	0 0	23 0	0 0	0 0	23 0	0 0	1 0	0 0	0 0	1 0	24 0
S/D OF MARIJUANA	289 4	1905 4	462 2	0 0	2656 3	23 2	236 2	116 1	0 0	375 1	3031 3
S/D OF ALCOHOLIC IN	3 0	2 0	0 0	0 0	5 0	0 0	0 0	0 0	0 0	0 0	5 0
POSS NARCOTICS OPIAT	51 1	434 1	270 1	0 0	755 1	17 1	122 1	105 1	0 0	244 1	999 1
POSS DEP STIM CNTRF	82 1	807 2	411 1	0 0	1300 1	37 3	329 2	182 2	0 0	548 2	1848 2
POSS OF LSD	2 0	41 0	4 0	0 0	47 0	0 0	2 0	1 0	0 0	3 0	50 0
POSS OF MARIJUANA	227 3	1341 2	445 1	0 0	2013 2	23 2	193 1	90 1	0 0	306 1	2319 2
ILLEGAL POSS/MANF LI	0 0	3 0	4 0	0 0	7 0	0 0	1 0	0 0	0 0	1 0	8 0
ILLEGAL ATTM TO OBT	3 0	50 0	49 0	0 0	102 0	1 0	91 1	76 1	0 0	168 1	270 0
VIOL GA CNTRL SBST A	855 12	8377 16	4167 14	0 0	13399 15	207 14	2312 15	1515 18	0 0	4034 16	17433 15
VIOL DNGROUS DRGS AC	7 0	64 0	35 0	0 0	106 0	1 0	27 0	13 0	0 0	41 0	147 0

(continued)

Probationer Statistical Profile

Sample: Active & admin probationers, not in facilities  
Act probationers 04/26/2005

Requestor: Nancy Phillips, Statistician

Most serious offense by current age & sex (continued)

Most serious offense	Men					Women					Grand Total %
	age 00-21 %	age 22-39 %	age 40-98 %	age UNKWN %	Men Total %	age 00-21 %	age 22-39 %	age 40-98 %	age UNKWN %	Women Total %	
UNLWFL MFG/DEL/DIST	8 0	52 0	44 0	0 0	104 0	0 0	8 0	5 0	0 0	13 0	117 0
POSS DRUG RELATED MA	4 0	34 0	26 0	0 0	64 0	1 0	11 0	10 0	0 0	22 0	86 0
S/D CONT SUB PUBLIC	9 0	80 0	20 0	0 0	109 0	2 0	13 0	8 0	0 0	23 0	132 0
S/D CONT SUB SCHOOL	11 0	69 0	9 0	0 0	89 0	0 0	14 0	1 0	0 0	15 0	104 0
S/D COCAINE	175 2	2372 4	994 3	0 0	3541 4	22 2	287 2	235 3	0 0	544 2	4085 4
POSS OF COCAINE	384 5	4045 8	2625 9	0 0	7054 8	42 3	794 5	646 8	0 0	1482 6	8536 7
ATMPT VIOL SUBSTANCE	7 0	136 0	130 0	0 0	273 0	2 0	72 0	77 1	0 0	151 1	424 0
MISC DRUGS TRAFFICKI	3 0	48 0	35 0	0 0	86 0	2 0	16 0	6 0	0 0	24 0	110 0
TRAF COCAINE LESS 20	1 0	87 0	71 0	0 0	159 0	2 0	14 0	16 0	0 0	32 0	191 0
TRAF COCAINE 201-400	1 0	21 0	18 0	0 0	40 0	1 0	3 0	3 0	0 0	7 0	47 0
TRAF COCAINE 401+ GM	0 0	8 0	13 0	0 0	21 0	0 0	0 0	2 0	0 0	2 0	23 0
TRAF NARCOTIC LESS 1	0 0	1 0	1 0	0 0	2 0	0 0	2 0	0 0	0 0	2 0	4 0
TRAF NARCOTIC 15-28	0 0	3 0	1 0	0 0	4 0	0 0	1 0	2 0	0 0	3 0	7 0
TRAF NARCOTIC 29+ GM	0 0	2 0	1 0	0 0	3 0	0 0	0 0	1 0	0 0	1 0	4 0
TRAF MARIJNA 101-200	0 0	17 0	18 0	0 0	35 0	0 0	3 0	2 0	0 0	5 0	40 0
TRAF MARIJNA 2001-10	0 0	2 0	0 0	0 0	2 0	1 0	1 0	1 0	0 0	3 0	5 0
TRAF MARIJNA 10001+	0 0	4 0	1 0	0 0	5 0	0 0	0 0	0 0	0 0	0 0	5 0
TRAF METHAQUALONE< 4	0 0	3 0	7 0	0 0	10 0	0 0	3 0	2 0	0 0	5 0	15 0
TRAF METHAQUALONE>=4	0 0	2 0	3 0	0 0	5 0	0 0	0 0	2 0	0 0	2 0	7 0
TRAF AMPHTMINE 28-19	0 0	12 0	8 0	0 0	20 0	0 0	1 0	2 0	0 0	3 0	23 0
TRAF AMPHTMINE 200-3	1 0	2 0	7 0	0 0	10 0	0 0	0 0	0 0	0 0	0 0	10 0
TRAF AMPHTMINE 400+	0 0	0 0	0 0	0 0	0 0	0 0	1 0	0 0	0 0	1 0	1 0
CNSPIRE TRAFFIC CNTR	2 0	4 0	1 0	0 0	7 0	1 0	2 0	1 0	0 0	4 0	11 0
TRANSACTIONS DRUG OB	0 0	0 0	0 0	0 0	0 0	0 0	1 0	0 0	0 0	1 0	1 0
TRANSACTIONS CNTRFT	0 0	1 0	1 0	0 0	2 0	0 0	2 0	0 0	0 0	2 0	4 0
USE COMM FACLTY VIO	2 0	5 0	9 0	0 0	16 0	2 0	3 0	5 0	0 0	10 0	26 0
ATT/CONSPRCY COMM C	0 0	30 0	12 0	0 0	42 0	1 0	13 0	10 0	0 0	24 0	66 0
UNAUTH DIST CONTRLLD	0 0	4 0	4 0	0 0	8 0	0 0	1 0	0 0	0 0	1 0	9 0
ILLGL DIST CONTRLLD	0 0	7 0	9 0	0 0	16 0	0 0	1 0	1 0	0 0	2 0	18 0
VIOL MOTOR VEHICLE L	5 0	131 0	99 0	0 0	235 0	1 0	29 0	19 0	0 0	49 0	284 0
ALTER CAR TITLE	85 1	597 1	396 1	0 0	1078 1	19 1	136 1	88 1	0 0	243 1	1321 1
CHOP SHOP VIOLATION	115 2	1295 2	917 3	0 0	2327 3	29 2	314 2	208 2	0 0	551 2	2878 2
DRVNG HABTL VIOLATOR	490 7	4308 8	2769 9	0 0	7567 8	53 4	725 5	496 6	0 0	1274 5	8841 8
HABIT TRAF VOIL/IMPA	82 1	609 1	399 1	0 0	1090 1	16 1	132 1	97 1	0 0	245 1	1335 1
HABIT TRAF VIOL/OTHE	285 4	1924 4	1007 3	0 0	3216 4	47 3	587 4	305 4	0 0	939 4	4155 4

(continued)

Probationer Statistical Profile

Sample: Active & admin probationers, not in facilities  
Act probationers 04/26/2005

Requestor: Nancy Phillips, Statistician

Most serious offense by current age & sex (continued)

Most serious offense	M e n				W o m e n				Grand Total %		
	age 00-21 %	age 22-39 %	age 40-98 %	age UNKWN %	Men Total %	age 00-21 %	age 22-39 %	age 40-98 %		Women Total %	
SELL UNSTAMPED CIG/C	139 2	835 2	472 2	0 0	1446 2	43 3	270 2	178 2	0 0	491 2	1937 2
TAMPER STAMPS	163 2	1228 2	652 2	0 0	2043 2	35 2	340 2	175 2	0 0	550 2	2593 2
COUNTERFEIT STAMPS	242 3	1415 3	842 3	0 0	2499 3	49 3	545 4	292 3	0 0	886 3	3385 3
DSTL ALCOHOL BEVERAG	107 2	1311 2	848 3	0 0	2266 3	34 2	441 3	237 3	0 0	712 3	2978 3
MANUFAC ALTER STAMPS	204 3	711 1	371 1	0 0	1286 1	63 4	308 2	132 2	0 0	503 2	1789 2
POSS UNAUTHORIZED ST	511 7	4138 8	2289 8	0 0	6938 8	87 6	1148 7	711 8	0 0	1946 8	8884 8
POSS CONTRABAND ARTI	91 1	812 2	407 1	0 0	1310 1	19 1	308 2	161 2	0 0	488 2	1798 2
TRNSPRT CONTRABAND A	63 1	608 1	360 1	0 0	1031 1	20 1	221 1	89 1	0 0	330 1	1361 1
CONCEAL CONTRABAND	260 4	1471 3	796 3	0 0	2527 3	53 4	497 3	241 3	0 0	791 3	3318 3
CONVYNCE HANDLE CONT	189 3	1728 3	1020 3	0 0	2937 3	31 2	435 3	253 3	0 0	719 3	3656 3
MISC MRALS/PBLIC H/S	42 1	578 1	338 1	0 0	958 1	11 1	128 1	71 1	0 0	210 1	1168 1
VIOL GAME AND FISH L	232 3	1594 3	810 3	0 0	2636 3	52 4	527 3	291 3	0 0	870 3	3506 3
MISC CORRECTIONL INS	138 2	901 2	396 1	0 0	1435 2	27 2	261 2	146 2	0 0	434 2	1869 2
VIOLATN OTHR STATES	183 3	1241 2	618 2	0 0	2042 2	45 3	491 3	247 3	0 0	783 3	2825 2
IMMIGRATION VIOLATIO	420 6	2766 5	1363 5	0 0	4549 5	88 6	756 5	392 5	0 0	1236 5	5785 5
CONSPIRACY	98 1	780 1	438 1	0 0	1316 1	16 1	277 2	103 1	0 0	396 2	1712 1
INTERMARRIAGE CLOSE	150 2	1063 2	583 2	0 0	1796 2	36 3	348 2	194 2	0 0	578 2	2374 2
CRMNL ATMP	240 3	1831 3	1049 4	0 0	3120 3	28 2	587 4	304 4	0 0	919 4	4039 3
AIRCRAFT HIJACKING	75 1	562 1	274 1	0 0	911 1	17 1	145 1	79 1	0 0	241 1	1152 1
UNAUTH DIST RECRD DE	68 1	361 1	250 1	0 0	679 1	27 2	102 1	87 1	0 0	216 1	895 1
NONPYMT AGR NVL STOR	112 2	827 2	553 2	0 0	1492 2	29 2	279 2	181 2	0 0	489 2	1981 2
CRMNL SOLICITATION	51 1	625 1	386 1	0 0	1062 1	2 0	141 1	108 1	0 0	251 1	1313 1
PARTY TO A CRIME	170 2	1431 3	830 3	0 0	2431 3	28 2	304 2	188 2	0 0	520 2	2951 3
CRMNL TRESPASSING	83 1	539 1	275 1	0 0	897 1	19 1	167 1	94 1	0 0	280 1	1177 1
HIRE JUVENILE SELL D	158 2	855 2	365 1	0 0	1378 2	40 3	269 2	121 1	0 0	430 2	1808 2
GANG PARTICIPATION	75 1	741 1	360 1	0 0	1176 1	20 1	163 1	91 1	0 0	274 1	1450 1
Total reported	12379	93078	51610	0	157067	2519	26861	14809	0	44189	201256
Percent Reported	173.8	171.0	169.6		170.8	174.1	170.8	171.3		171.2	170.9
NOT REPORTED	98	746	508	0	1352	13	264	147	0	424	1776
Total	7123	54425	30433	0	91981	1447	15722	8646	0	25815	117796

Probationer Statistical Profile

Sample: Active & admin probationers, not in facilities  
Act probationers 04/26/2005

Requestor: Nancy Phillips, Statistician

Most serious crime type by current age & sex

Crime type	M e n					W o m e n					Grand Total %
	age 00-21 %	age 22-39 %	age 40-98 %	age UNKWN %	Men Total %	age 00-21 %	age 22-39 %	age 40-98 %	age UNKWN %	Women Total %	
VIOL/PERSN	783 11	8848 16	5826 19	0 0	15457 17	156 11	1877 12	965 11	0 0	2998 12	18455 16
NVIOL/PERS	124 2	702 1	367 1	0 0	1193 1	24 2	70 0	58 1	0 0	152 1	1345 1
PROPERTY	3308 46	17122 31	8189 27	0 0	28619 31	794 55	8121 52	3805 44	0 0	12720 49	41339 35
DRUG SALES	551 8	5309 10	2061 7	0 0	7921 9	62 4	752 5	519 6	0 0	1333 5	9254 8
DRUG POSSN	1626 23	15367 28	8183 27	0 0	25176 27	332 23	3962 25	2722 31	0 0	7016 27	32192 27
ALCOHOL	3 0	6 0	6 0	0 0	15 0	0 0	2 0	0 0	0 0	2 0	17 0
HABIT/DUI	10 0	803 1	1141 4	0 0	1954 2	1 0	73 0	134 2	0 0	208 1	2162 2
SEX OFFEND	368 5	2774 5	2539 8	0 0	5681 6	14 1	128 1	63 1	0 0	205 1	5886 5
OTHER	350 5	3494 6	2121 7	0 0	5965 6	64 4	737 5	380 4	0 0	1181 5	7146 6
Total reported	7123	54425	30433	0	91981	1447	15722	8646	0	25815	117796
Percent Reported	100.0	100.0	100.0		100.0	100.0	100.0	100.0		100.0	100.0
NOT REPORTED	0	0	0	0	0	0	0	0	0	0	0
Total	7123	54425	30433	0	91981	1447	15722	8646	0	25815	117796