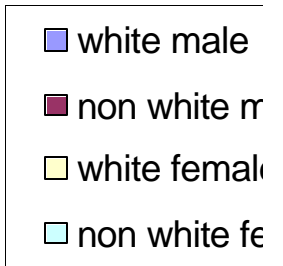
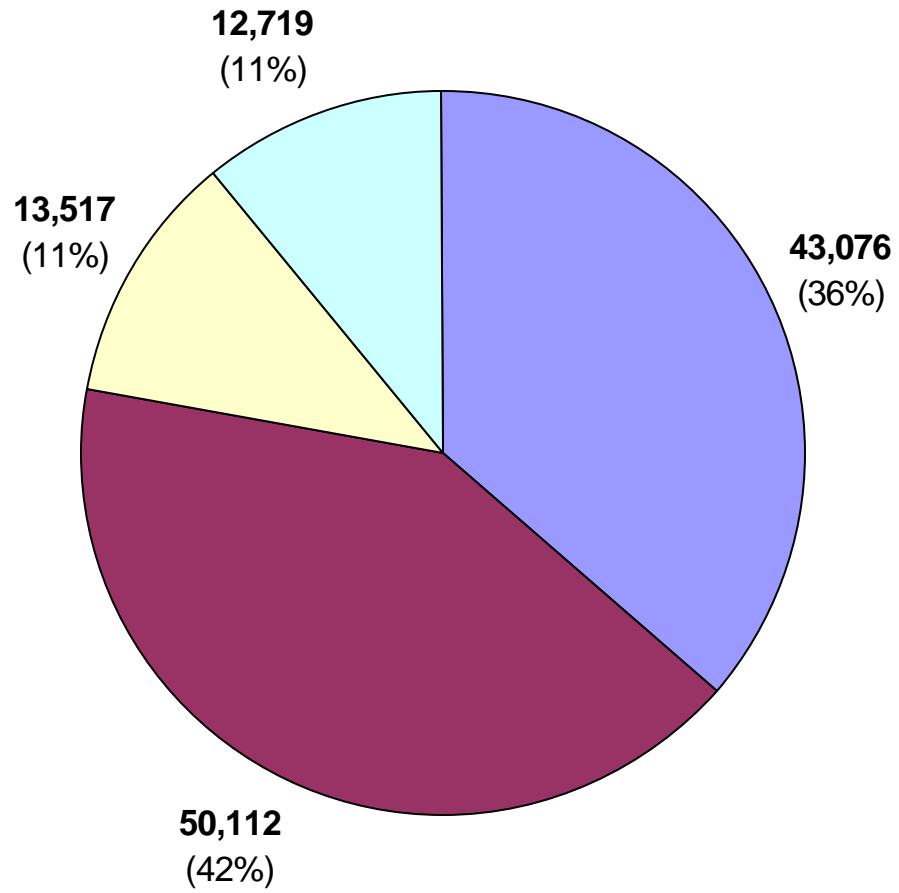
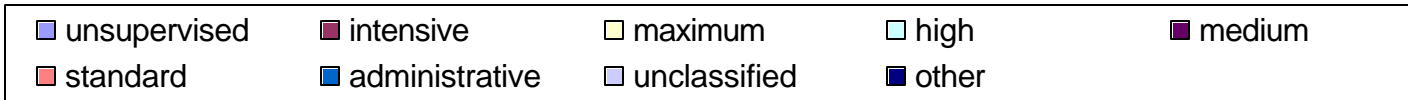
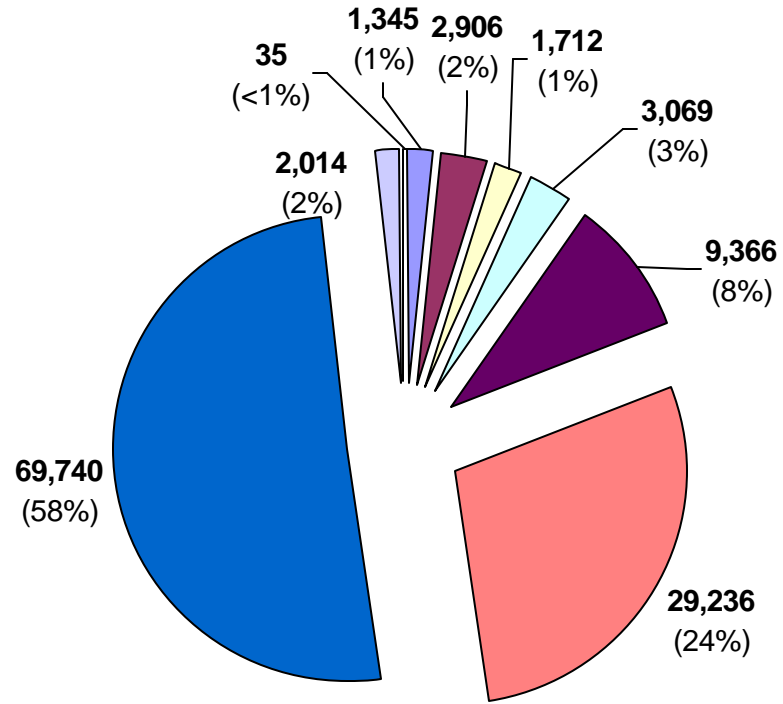


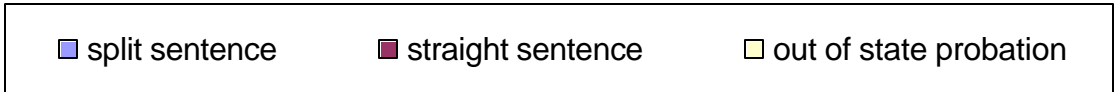
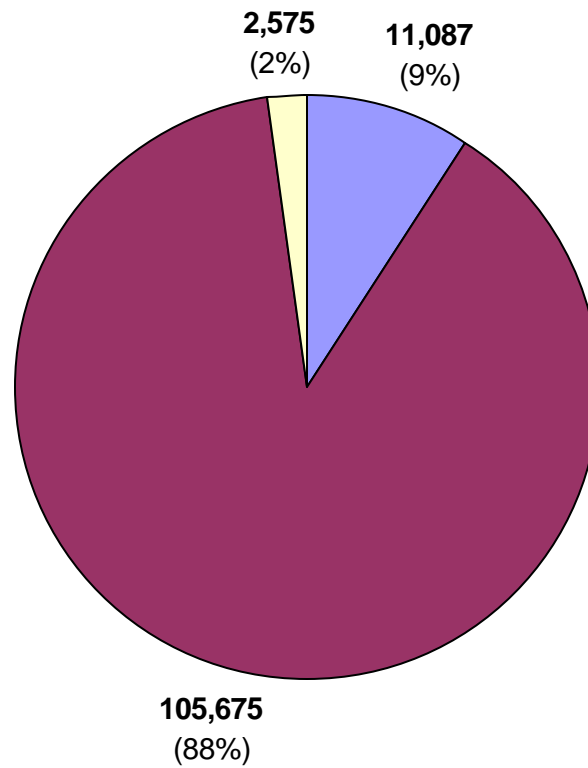
Active Street Probationers by Race & Gender




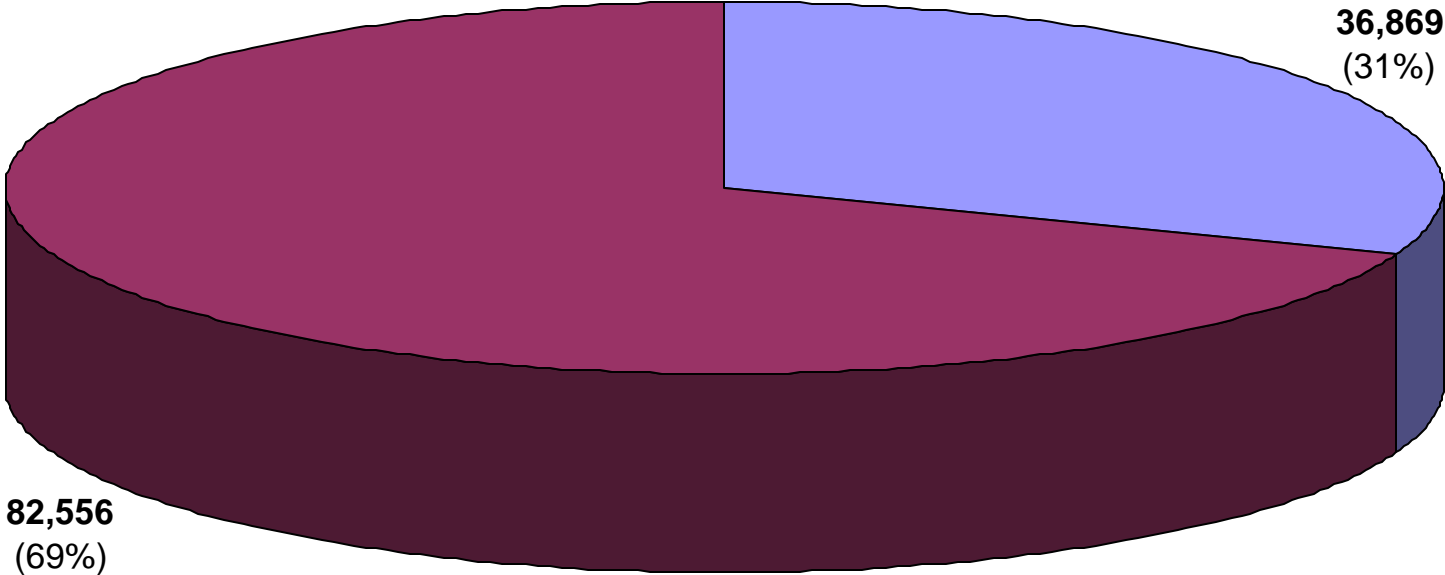
Active Street Probationers by Current Supervision



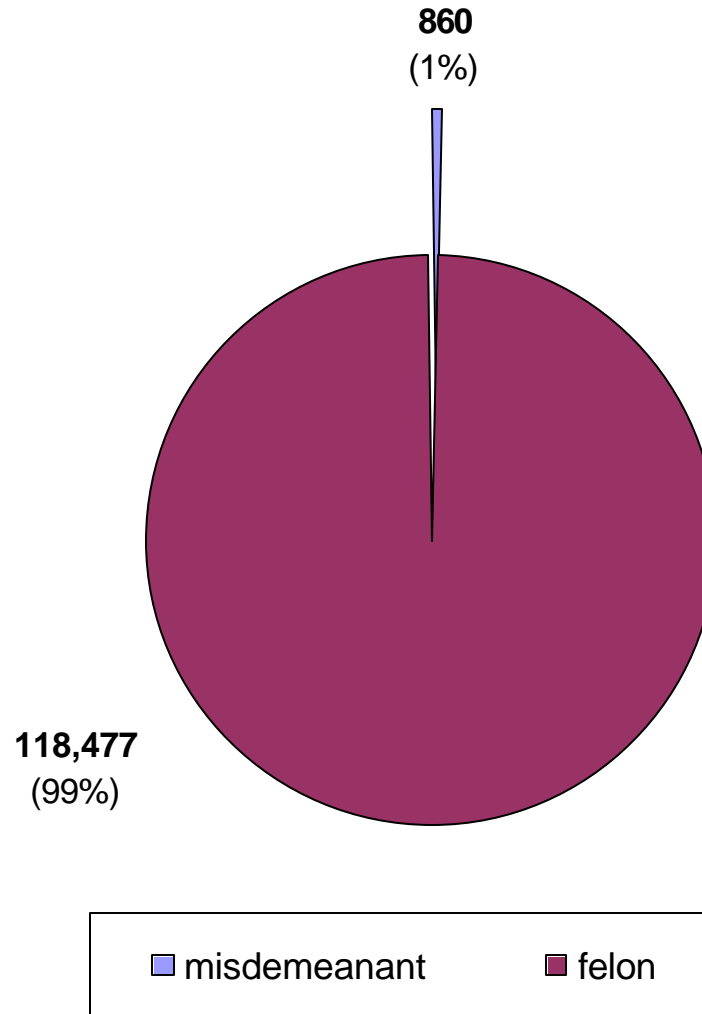
Active Street Probationers by Case Type



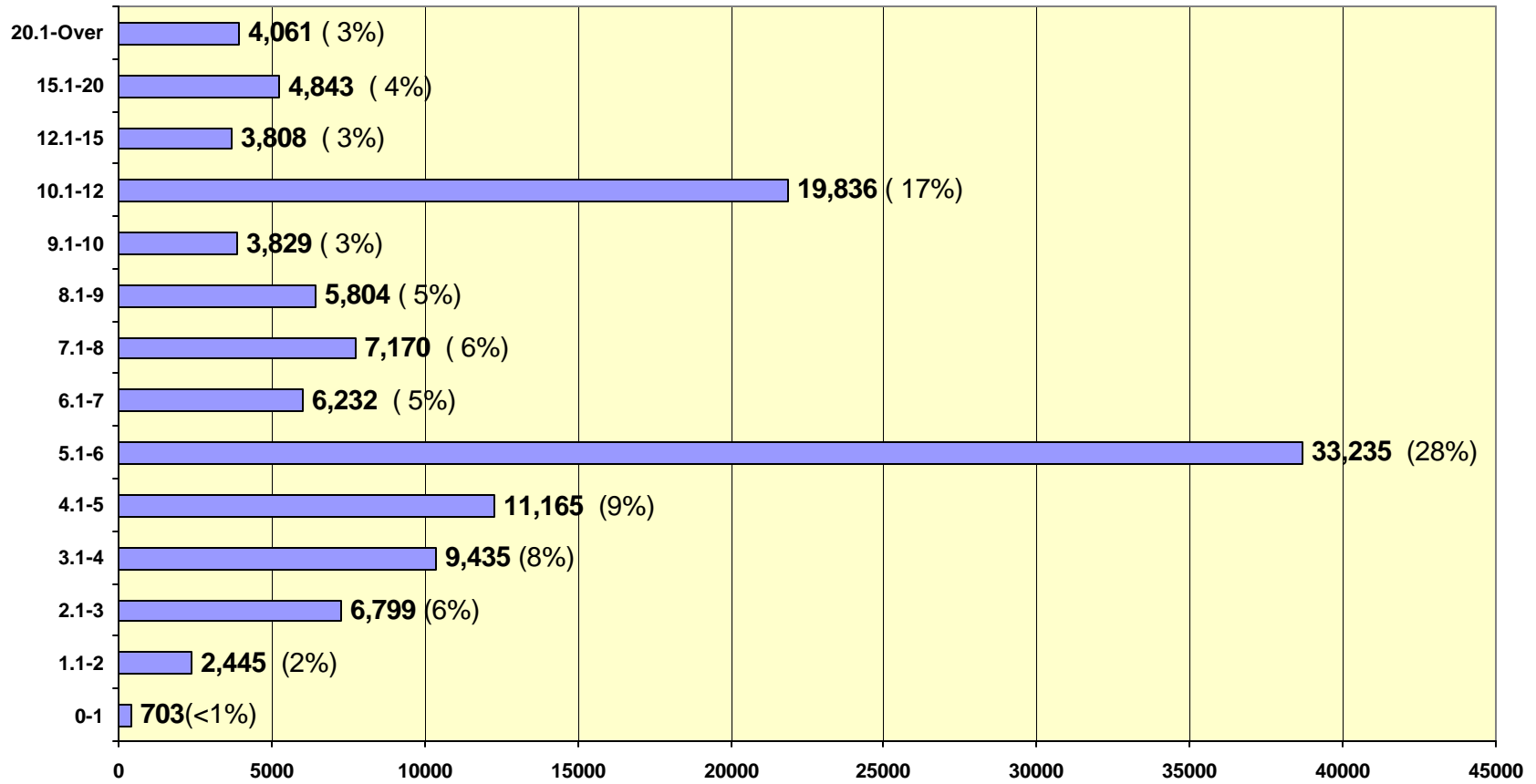
Active Street Probationers by Offender Status



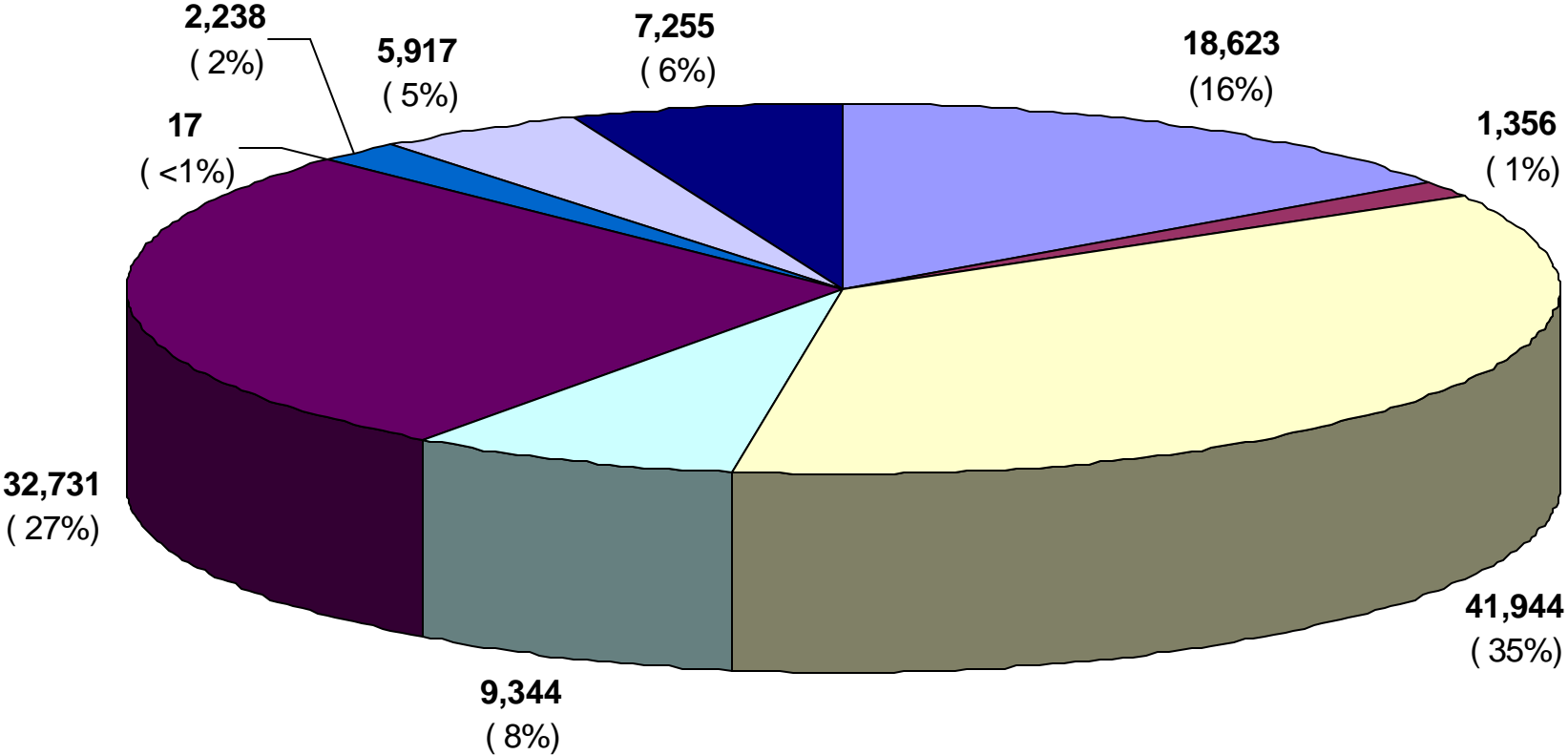
Active Street Probationers by Probationer Type



Active Street Probationers by Sentence Length



Active Street Probationers by Crime Type



viol/person	nonviol/person	property	drug sales	drug poss
alcohol	habit/dui	sex offend	other	

Probationer Statistical Profile

Table of contents for Active & admin probationers, not in facilities

Title	Page
-----	----
Race and sex	2
Current supervision type	3
County of conviction	4
Circuit of conviction	9
Circuit of supervision	11
Sentence length in years	13
Time served in years	14
Time left to serve	15
Case type	16
Release type	17
First offender status	18
Type probationer	19
Most serious crime by group	20
Most serious offense	21
Most serious crime type	31

Probationer Statistical Profile

Sample: Active & admin probationers, not in facilities
Act probationers 03/31/2005

Requestor: Nancy Phillips, Statistician

Race and sex by current age & sex

Race and sex	M e n					W o m e n					Grand Total %
	age 00-21	age % 22-39	age % 40-98	age % UNKWN	Men % Total	age 00-21	age % 22-39	age % 40-98	age % UNKWN	Women % Total	
WHITE MALE	3369 45	24260 44	15447 50	0 0	43076 46	0 0	0 0	0 0	0 0	0 0	43076 36
NON WHITE MALE	4071 55	30842 56	15199 50	0 0	50112 54	0 0	0 0	0 0	0 0	0 0	50112 42
WHITE FEMALE	0 0	0 0	0 0	0 0	0 0	780 51	7904 49	4833 56	0 0	13517 52	13517 11
NON WHITE FEMALE	0 0	0 0	0 0	0 0	0 0	735 49	8109 51	3875 44	0 0	12719 48	12719 11
Total reported	7440	55102	30646	0	93188	1515	16013	8708	0	26236	119424
Percent Reported	100.0	100.0	100.0		100.0	100.0	100.0	100.0		100.0	100.0
NOT REPORTED	0	0	1	0	1	0	0	0	0	0	1
Total	7440	55102	30647	0	93189	1515	16013	8708	0	26236	119425
AVERAGE W-AGE	20.04	29.63	48.01	.00	34.91	20.11	30.32	46.64	.00	35.14	34.96

*** Average age excludes missing dates of birth

Probationer Statistical Profile

Sample: Active & admin probationers, not in facilities
Act probationers 03/31/2005

Requestor: Nancy Phillips, Statistician

Current supervision type by current age & sex

Curr supv type	M e n					W o m e n					Grand Total %
	age 00-21	age % 22-39	age % 40-98	age % UNKWN	Men % Total	age 00-21	age % 22-39	age % 40-98	age % UNKWN	Women % Total	
UNSUPERVISED	19 0	592 1	549 2	0 0	1160 1	5 0	89 1	91 1	0 0	185 1	1345 1
WARRANT	0 0	1 0	1 0	0 0	2 0	0 0	0 0	0 0	0 0	0 0	2 0
BC AFTERCARE	0 0	0 0	0 0	0 0	0 0	0 0	0 0	0 0	0 0	0 0	0 0
HOME CONFINEMENT	0 0	0 0	0 0	0 0	0 0	0 0	0 0	0 0	0 0	0 0	0 0
INTENSIVE	438 6	1325 2	561 2	0 0	2324 2	65 4	358 2	159 2	0 0	582 2	2906 2
MAXIMUM	61 1	817 1	628 2	0 0	1506 2	9 1	105 1	92 1	0 0	206 1	1712 1
HIGH	247 3	1503 3	873 3	0 0	2623 3	16 1	266 2	164 2	0 0	446 2	3069 3
MEDIUM	840 11	4386 8	2444 8	0 0	7670 8	133 9	1066 7	497 6	0 0	1696 6	9366 8
STANDARD	3243 44	12093 22	6661 22	0 0	21997 24	869 57	4448 28	1922 22	0 0	7239 28	29236 24
ADMINISTRATIVE	2443 33	33337 61	18401 60	0 0	54181 58	402 27	9480 59	5677 65	0 0	15559 59	69740 58
FINANCIAL	0 0	0 0	35 0	0 0	35 0	0 0	0 0	0 0	0 0	0 0	35 0
OBSOLETE CODES	0 0	0 0	0 0	0 0	0 0	0 0	0 0	0 0	0 0	0 0	0 0
UNCLASSIFIED	149 2	1048 2	494 2	0 0	1691 2	16 1	201 1	106 1	0 0	323 1	2014 2
Total reported	7440	55102	30647	0	93189	1515	16013	8708	0	26236	119425
Percent Reported	100.0	100.0	100.0		100.0	100.0	100.0	100.0		100.0	100.0
NOT REPORTED	0	0	0	0	0	0	0	0	0	0	0
Total	7440	55102	30647	0	93189	1515	16013	8708	0	26236	119425

Probationer Statistical Profile

Sample: Active & admin probationers, not in facilities
Act probationers 03/31/2005

Requestor: Nancy Phillips, Statistician

County of conviction by current age & sex

County	M e n					W o m e n					Grand Total %
	age 00-21 %	age 22-39 %	age 40-98 %	age UNKWN %	Men Total %	age 00-21 %	age 22-39 %	age 40-98 %	age UNKWN %	Women Total %	
Appling	15 0	143 0	67 0	0 0	225 0	4 0	31 0	8 0	0 0	43 0	268 0
Atkinson	15 0	67 0	41 0	0 0	123 0	1 0	17 0	8 0	0 0	26 0	149 0
Bacon	12 0	61 0	39 0	0 0	112 0	3 0	10 0	8 0	0 0	21 0	133 0
Baker	2 0	27 0	17 0	0 0	46 0	0 0	3 0	2 0	0 0	5 0	51 0
Baldwin	72 1	503 1	275 1	0 0	850 1	8 1	124 1	75 1	0 0	207 1	1057 1
Banks	15 0	98 0	73 0	0 0	186 0	1 0	45 0	22 0	0 0	68 0	254 0
Barrow	36 0	271 0	185 1	0 0	492 1	9 1	105 1	66 1	0 0	180 1	672 1
Bartow	64 1	903 2	566 2	0 0	1533 2	22 1	291 2	141 2	0 0	454 2	1987 2
Ben Hill	17 0	164 0	105 0	0 0	286 0	3 0	61 0	23 0	0 0	87 0	373 0
Berrien	21 0	125 0	93 0	0 0	239 0	11 1	29 0	17 0	0 0	57 0	296 0
Bibb	179 2	1519 3	871 3	0 0	2569 3	24 2	491 3	248 3	0 0	763 3	3332 3
Bleckley	25 0	124 0	62 0	0 0	211 0	4 0	44 0	17 0	0 0	65 0	276 0
Brantley	12 0	49 0	40 0	0 0	101 0	5 0	18 0	6 0	0 0	29 0	130 0
Brooks	19 0	131 0	50 0	0 0	200 0	4 0	19 0	13 0	0 0	36 0	236 0
Bryan	18 0	99 0	48 0	0 0	165 0	2 0	24 0	13 0	0 0	39 0	204 0
Bulloch	82 1	463 1	156 1	0 0	701 1	26 2	135 1	42 0	0 0	203 1	904 1
Burke	32 0	114 0	53 0	0 0	199 0	4 0	24 0	17 0	0 0	45 0	244 0
Butts	13 0	191 0	118 0	0 0	322 0	6 0	50 0	25 0	0 0	81 0	403 0
Calhoun	3 0	71 0	36 0	0 0	110 0	0 0	12 0	12 0	0 0	24 0	134 0
Camden	35 0	242 0	99 0	0 0	376 0	3 0	55 0	30 0	0 0	88 0	464 0
Candler	5 0	67 0	28 0	0 0	100 0	0 0	25 0	14 0	0 0	39 0	139 0
Carroll	73 1	441 1	212 1	0 0	726 1	13 1	143 1	79 1	0 0	235 1	961 1
Catoosa	61 1	324 1	168 1	0 0	553 1	18 1	117 1	62 1	0 0	197 1	750 1
Charlton	8 0	43 0	26 0	0 0	77 0	2 0	9 0	8 0	0 0	19 0	96 0
Chatham	240 3	1602 3	823 3	0 0	2665 3	53 3	536 3	295 3	0 0	884 3	3549 3
Chattahoochee	3 0	18 0	15 0	0 0	36 0	0 0	9 0	2 0	0 0	11 0	47 0
Chattooga	18 0	219 0	117 0	0 0	354 0	9 1	57 0	33 0	0 0	99 0	453 0
Cherokee	139 2	862 2	467 2	0 0	1468 2	43 3	273 2	180 2	0 0	496 2	1964 2
Clarke	101 1	516 1	245 1	0 0	862 1	8 1	146 1	68 1	0 0	222 1	1084 1
Clay	3 0	45 0	25 0	0 0	73 0	1 0	7 0	5 0	0 0	13 0	86 0
Clayton	214 3	735 1	386 1	0 0	1335 1	68 4	315 2	136 2	0 0	519 2	1854 2
Clinch	12 0	103 0	62 0	0 0	177 0	3 0	30 0	16 0	0 0	49 0	226 0
Cobb	534 7	4214 8	2298 7	0 0	7046 8	90 6	1173 7	716 8	0 0	1979 8	9025 8
Coffee	15 0	239 0	126 0	0 0	380 0	5 0	51 0	34 0	0 0	90 0	470 0

(continued)

Probationer Statistical Profile

Sample: Active & admin probationers, not in facilities
Act probationers 03/31/2005

Requestor: Nancy Phillips, Statistician

County of conviction by current age & sex (continued)

County	M e n				W o m e n				Grand Total %		
	age 00-21 %	age 22-39 %	age 40-98 %	age UNKWN %	Men Total %	age 00-21 %	age 22-39 %	age 40-98 %		age UNKWN %	Women Total %
Colquit	55 1	397 1	195 1	0 0	647 1	12 1	102 1	34 0	0 0	148 1	795 1
Columbia	69 1	307 1	132 0	0 0	508 1	5 0	86 1	58 1	0 0	149 1	657 1
Cook	28 0	222 0	147 0	0 0	397 0	2 0	49 0	37 0	0 0	88 0	485 0
Coweta	84 1	399 1	219 1	0 0	702 1	18 1	149 1	67 1	0 0	234 1	936 1
Crawford	16 0	52 0	29 0	0 0	97 0	1 0	7 0	9 0	0 0	17 0	114 0
Crisp	34 0	259 0	144 0	0 0	437 0	14 1	115 1	35 0	0 0	164 1	601 1
Dade	24 0	172 0	90 0	0 0	286 0	3 0	65 0	28 0	0 0	96 0	382 0
Dawson	10 0	130 0	80 0	0 0	220 0	7 0	46 0	39 0	0 0	92 0	312 0
Decatur	28 0	305 1	192 1	0 0	525 1	4 0	116 1	51 1	0 0	171 1	696 1
DeKalb	347 5	2250 4	1166 4	0 0	3763 4	66 4	685 4	311 4	0 0	1062 4	4825 4
Dodge	18 0	130 0	75 0	0 0	223 0	6 0	37 0	21 0	0 0	64 0	287 0
Dooly	16 0	133 0	70 0	0 0	219 0	2 0	31 0	27 0	0 0	60 0	279 0
Dougherty	202 3	1762 3	1054 3	0 0	3018 3	32 2	466 3	262 3	0 0	760 3	3778 3
Douglas	146 2	1307 2	802 3	0 0	2255 2	51 3	495 3	278 3	0 0	824 3	3079 3
Early	21 0	174 0	90 0	0 0	285 0	2 0	43 0	20 0	0 0	65 0	350 0
Echols	0 0	12 0	17 0	0 0	29 0	1 0	0 0	1 0	0 0	2 0	31 0
Effingham	42 1	193 0	98 0	0 0	333 0	11 1	71 0	41 0	0 0	123 0	456 0
Elbert	15 0	145 0	102 0	0 0	262 0	0 0	31 0	31 0	0 0	62 0	324 0
Emanuel	24 0	122 0	59 0	0 0	205 0	5 0	30 0	15 0	0 0	50 0	255 0
Evans	7 0	55 0	34 0	0 0	96 0	6 0	11 0	7 0	0 0	24 0	120 0
Fannin	13 0	139 0	120 0	0 0	272 0	2 0	47 0	26 0	0 0	75 0	347 0
Fayette	56 1	358 1	176 1	0 0	590 1	8 1	136 1	79 1	0 0	223 1	813 1
Floyd	82 1	922 2	595 2	0 0	1599 2	28 2	323 2	202 2	0 0	553 2	2152 2
Forsyth	60 1	361 1	224 1	0 0	645 1	6 0	95 1	64 1	0 0	165 1	810 1
Franklin	21 0	151 0	104 0	0 0	276 0	1 0	41 0	22 0	0 0	64 0	340 0
Fulton	503 7	3970 7	2092 7	0 0	6565 7	58 4	717 4	429 5	0 0	1204 5	7769 7
Gilmer	21 0	198 0	139 0	0 0	358 0	4 0	66 0	46 1	0 0	116 0	474 0
Glascocock	2 0	9 0	8 0	0 0	19 0	0 0	2 0	1 0	0 0	3 0	22 0
Glynn	63 1	560 1	285 1	0 0	908 1	14 1	167 1	89 1	0 0	270 1	1178 1
Gordon	44 1	426 1	282 1	0 0	752 1	15 1	154 1	101 1	0 0	270 1	1022 1
Grady	23 0	227 0	126 0	0 0	376 0	2 0	47 0	31 0	0 0	80 0	456 0
Greene	17 0	211 0	74 0	0 0	302 0	0 0	42 0	18 0	0 0	60 0	362 0
Gwinnett	430 6	2805 5	1377 4	0 0	4612 5	95 6	771 5	383 4	0 0	1249 5	5861 5
Habersham	29 0	152 0	87 0	0 0	268 0	11 1	46 0	33 0	0 0	90 0	358 0
Hall	110 1	723 1	480 2	0 0	1313 1	26 2	240 1	146 2	0 0	412 2	1725 1

(continued)

Probationer Statistical Profile

Sample: Active & admin probationers, not in facilities
Act probationers 03/31/2005

Requestor: Nancy Phillips, Statistician

County of conviction by current age & sex (continued)

County	M e n					W o m e n					Grand Total %
	age 00-21 %	age 22-39 %	age 40-98 %	age UNKWN %	Men Total %	age 00-21 %	age 22-39 %	age 40-98 %	age UNKWN %	Women Total %	
Hancock	11 0	68 0	42 0	0 0	121 0	0 0	11 0	8 0	0 0	19 0	140 0
Haralson	22 0	167 0	146 0	0 0	335 0	4 0	35 0	30 0	0 0	69 0	404 0
Harris	23 0	99 0	71 0	0 0	193 0	1 0	21 0	14 0	0 0	36 0	229 0
Hart	4 0	140 0	68 0	0 0	212 0	0 0	32 0	24 0	0 0	56 0	268 0
Heard	3 0	46 0	28 0	0 0	77 0	1 0	10 0	6 0	0 0	17 0	94 0
Henry	141 2	887 2	388 1	0 0	1416 2	28 2	256 2	146 2	0 0	430 2	1846 2
Houston	100 1	742 1	433 1	0 0	1275 1	17 1	270 2	92 1	0 0	379 1	1654 1
Irwin	17 0	87 0	69 0	0 0	173 0	1 0	12 0	7 0	0 0	20 0	193 0
Jackson	47 1	344 1	224 1	0 0	615 1	2 0	104 1	57 1	0 0	163 1	778 1
Jasper	15 0	80 0	55 0	0 0	150 0	2 0	13 0	16 0	0 0	31 0	181 0
Jeff Davis	14 0	104 0	63 0	0 0	181 0	4 0	19 0	11 0	0 0	34 0	215 0
Jefferson	14 0	124 0	60 0	0 0	198 0	1 0	18 0	10 0	0 0	29 0	227 0
Jenkins	13 0	85 0	40 0	0 0	138 0	2 0	21 0	6 0	0 0	29 0	167 0
Johnson	3 0	76 0	28 0	0 0	107 0	1 0	11 0	10 0	0 0	22 0	129 0
Jones	32 0	211 0	130 0	0 0	373 0	6 0	41 0	26 0	0 0	73 0	446 0
Lamar	13 0	188 0	83 0	0 0	284 0	6 0	38 0	18 0	0 0	62 0	346 0
Lanier	12 0	84 0	59 0	0 0	155 0	3 0	12 0	10 0	0 0	25 0	180 0
Laurens	28 0	401 1	225 1	0 0	654 1	9 1	86 1	42 0	0 0	137 1	791 1
Lee	20 0	206 0	128 0	0 0	354 0	7 0	35 0	18 0	0 0	60 0	414 0
Liberty	29 0	187 0	62 0	0 0	278 0	4 0	53 0	25 0	0 0	82 0	360 0
Lincoln	4 0	65 0	36 0	0 0	105 0	2 0	7 0	11 0	0 0	20 0	125 0
Long	11 0	38 0	26 0	0 0	75 0	1 0	7 0	7 0	0 0	15 0	90 0
Lowndes	160 2	1200 2	546 2	0 0	1906 2	32 2	320 2	155 2	0 0	507 2	2413 2
Lumpkin	11 0	162 0	107 0	0 0	280 0	5 0	46 0	26 0	0 0	77 0	357 0
Macon	7 0	125 0	126 0	0 0	258 0	1 0	16 0	16 0	0 0	33 0	291 0
Madison	16 0	113 0	78 0	0 0	207 0	2 0	30 0	22 0	0 0	54 0	261 0
Marion	12 0	44 0	28 0	0 0	84 0	0 0	9 0	7 0	0 0	16 0	100 0
McDuffie	20 0	150 0	77 0	0 0	247 0	6 0	38 0	18 0	0 0	62 0	309 0
McIntosh	12 0	64 0	42 0	0 0	118 0	2 0	20 0	13 0	0 0	35 0	153 0
Meriwether	27 0	142 0	104 0	0 0	273 0	4 0	40 0	20 0	0 0	64 0	337 0
Miller	11 0	99 0	40 0	0 0	150 0	3 0	11 0	8 0	0 0	22 0	172 0
Mitchell	26 0	274 0	119 0	0 0	419 0	1 0	72 0	30 0	0 0	103 0	522 0
Monroe	16 0	151 0	98 0	0 0	265 0	3 0	51 0	17 0	0 0	71 0	336 0
Montgomery	10 0	69 0	29 0	0 0	108 0	0 0	18 0	10 0	0 0	28 0	136 0
Morgan	8 0	118 0	84 0	0 0	210 0	2 0	18 0	12 0	0 0	32 0	242 0

(continued)

Probationer Statistical Profile

Sample: Active & admin probationers, not in facilities
Act probationers 03/31/2005

Requestor: Nancy Phillips, Statistician

County of conviction by current age & sex (continued)

County	M e n					W o m e n					Grand Total %
	age 00-21 %	age 22-39 %	age 40-98 %	age UNKWN %	Men Total %	age 00-21 %	age 22-39 %	age 40-98 %	age UNKWN %	Women Total %	
Murray	20 0	175 0	68 0	0 0	263 0	1 0	41 0	19 0	0 0	61 0	324 0
Muscogee	203 3	1148 2	665 2	0 0	2016 2	50 3	496 3	251 3	0 0	797 3	2813 2
Newton	60 1	681 1	495 2	0 0	1236 1	16 1	181 1	121 1	0 0	318 1	1554 1
Oconee	9 0	53 0	36 0	0 0	98 0	1 0	22 0	11 0	0 0	34 0	132 0
Oglethorpe	3 0	71 0	33 0	0 0	107 0	0 0	9 0	5 0	0 0	14 0	121 0
Paulding	65 1	391 1	225 1	0 0	681 1	9 1	78 0	62 1	0 0	149 1	830 1
Peach	38 1	159 0	82 0	0 0	279 0	0 0	40 0	17 0	0 0	57 0	336 0
Pickens	9 0	126 0	101 0	0 0	236 0	2 0	52 0	32 0	0 0	86 0	322 0
Pierce	3 0	47 0	20 0	0 0	70 0	1 0	11 0	14 0	0 0	26 0	96 0
Pike	3 0	49 0	22 0	0 0	74 0	1 0	9 0	4 0	0 0	14 0	88 0
Polk	21 0	305 1	230 1	0 0	556 1	2 0	60 0	56 1	0 0	118 0	674 1
Pulaski	16 0	58 0	29 0	0 0	103 0	4 0	17 0	15 0	0 0	36 0	139 0
Putnam	21 0	176 0	128 0	0 0	325 0	6 0	37 0	25 0	0 0	68 0	393 0
Quitman	5 0	26 0	14 0	0 0	45 0	1 0	7 0	4 0	0 0	12 0	57 0
Rabun	12 0	75 0	60 0	0 0	147 0	6 0	18 0	27 0	0 0	51 0	198 0
Randolph	9 0	106 0	50 0	0 0	165 0	1 0	32 0	17 0	0 0	50 0	215 0
Richmond	193 3	1376 2	654 2	0 0	2223 2	43 3	475 3	216 2	0 0	734 3	2957 2
Rockdale	52 1	337 1	163 1	0 0	552 1	11 1	133 1	54 1	0 0	198 1	750 1
Schley	3 0	51 0	40 0	0 0	94 0	1 0	14 0	4 0	0 0	19 0	113 0
Screven	23 0	121 0	72 0	0 0	216 0	3 0	48 0	32 0	0 0	83 0	299 0
Seminole	11 0	131 0	80 0	0 0	222 0	4 0	34 0	13 0	0 0	51 0	273 0
Spalding	77 1	490 1	237 1	0 0	804 1	25 2	211 1	113 1	0 0	349 1	1153 1
Stephens	29 0	115 0	99 0	0 0	243 0	11 1	39 0	31 0	0 0	81 0	324 0
Stewart	1 0	68 0	47 0	0 0	116 0	0 0	12 0	14 0	0 0	26 0	142 0
Sumter	51 1	506 1	379 1	0 0	936 1	8 1	150 1	91 1	0 0	249 1	1185 1
Talbot	3 0	31 0	32 0	0 0	66 0	0 0	4 0	5 0	0 0	9 0	75 0
Taliaferro	4 0	19 0	8 0	0 0	31 0	0 0	2 0	4 0	0 0	6 0	37 0
Tattnall	9 0	77 0	53 0	0 0	139 0	3 0	15 0	19 0	0 0	37 0	176 0
Taylor	13 0	73 0	40 0	0 0	126 0	4 0	12 0	4 0	0 0	20 0	146 0
Telfair	11 0	122 0	50 0	0 0	183 0	3 0	43 0	24 0	0 0	70 0	253 0
Terrell	16 0	164 0	58 0	0 0	238 0	8 1	34 0	20 0	0 0	62 0	300 0
Thomas	91 1	676 1	343 1	0 0	1110 1	11 1	190 1	84 1	0 0	285 1	1395 1
Tift	34 0	370 1	210 1	0 0	614 1	4 0	89 1	49 1	0 0	142 1	756 1
Toombs	22 0	158 0	80 0	0 0	260 0	7 0	53 0	29 0	0 0	89 0	349 0
Towns	5 0	41 0	27 0	0 0	73 0	0 0	11 0	7 0	0 0	18 0	91 0

(continued)

Probationer Statistical Profile

Sample: Active & admin probationers, not in facilities
Act probationers 03/31/2005

Requestor: Nancy Phillips, Statistician

County of conviction by current age & sex (continued)

County	M e n					W o m e n					Grand Total %
	age 00-21 %	age 22-39 %	age 40-98 %	age UNKWN %	Men Total %	age 00-21 %	age 22-39 %	age 40-98 %	age UNKWN %	Women Total %	
Treutlen	6 0	64 0	42 0	0 0	112 0	1 0	12 0	9 0	0 0	22 0	134 0
Troup	79 1	470 1	242 1	0 0	791 1	21 1	180 1	77 1	0 0	278 1	1069 1
Turner	14 0	93 0	43 0	0 0	150 0	1 0	14 0	9 0	0 0	24 0	174 0
Twiggs	5 0	52 0	40 0	0 0	97 0	0 0	21 0	9 0	0 0	30 0	127 0
Union	11 0	76 0	43 0	0 0	130 0	2 0	23 0	18 0	0 0	43 0	173 0
Upson	30 0	184 0	72 0	0 0	286 0	6 0	57 0	21 0	0 0	84 0	370 0
Walker	56 1	361 1	212 1	0 0	629 1	9 1	110 1	66 1	0 0	185 1	814 1
Walton	51 1	620 1	418 1	0 0	1089 1	12 1	145 1	86 1	0 0	243 1	1332 1
Ware	35 0	201 0	139 0	0 0	375 0	5 0	64 0	40 0	0 0	109 0	484 0
Warren	2 0	41 0	27 0	0 0	70 0	2 0	3 0	0 0	0 0	5 0	75 0
Washington	15 0	100 0	55 0	0 0	170 0	4 0	24 0	9 0	0 0	37 0	207 0
Wayne	43 1	201 0	151 0	0 0	395 0	10 1	77 0	37 0	0 0	124 0	519 0
Webster	9 0	29 0	37 0	0 0	75 0	0 0	9 0	3 0	0 0	12 0	87 0
Wheeler	2 0	31 0	25 0	0 0	58 0	2 0	10 0	8 0	0 0	20 0	78 0
White	7 0	116 0	90 0	0 0	213 0	2 0	37 0	18 0	0 0	57 0	270 0
Whitfield	77 1	643 1	336 1	0 0	1056 1	19 1	270 2	135 2	0 0	424 2	1480 1
Wilcox	7 0	45 0	31 0	0 0	83 0	2 0	11 0	4 0	0 0	17 0	100 0
Wilkes	12 0	89 0	54 0	0 0	155 0	1 0	18 0	15 0	0 0	34 0	189 0
Wilkinson	8 0	78 0	49 0	0 0	135 0	2 0	16 0	14 0	0 0	32 0	167 0
Worth	11 0	164 0	105 0	0 0	280 0	0 0	25 0	21 0	0 0	46 0	326 0
Out of state	130 2	1198 2	607 2	0 0	1935 2	33 2	399 2	183 2	0 0	615 2	2550 2
Total reported	7440	55099	30646	0	93185	1515	16013	8706	0	26234	119419
Percent Reported	100.0	100.0	100.0		100.0	100.0	100.0	100.0		100.0	100.0
Not reported	0	3	1	0	4	0	0	2	0	2	6
Total	7440	55102	30647	0	93189	1515	16013	8708	0	26236	119425

Probationer Statistical Profile

Sample: Active & admin probationers, not in facilities
Act probationers 03/31/2005

Requestor: Nancy Phillips, Statistician

Circuit of conviction by current age & sex

Circuit of conv	M e n					W o m e n					Grand Total %
	age 00-21	age % 22-39	age % 40-98	age % UNKWN	Men % Total	age 00-21	age % 22-39	age % 40-98	age % UNKWN	Women % Total	
Alapaha	88 1	602 1	403 1	0 0	1093 1	20 1	137 1	88 1	0 0	245 1	1338 1
Alcovy	111 2	1302 2	913 3	0 0	2326 3	28 2	326 2	208 2	0 0	562 2	2888 2
Atlanta	506 7	4380 8	2792 9	0 0	7678 9	58 4	737 5	509 6	0 0	1304 5	8982 8
Atlantic	86 1	617 1	407 1	0 0	1110 1	18 1	137 1	99 1	0 0	254 1	1364 1
Augusta	294 4	1931 4	1020 3	0 0	3245 4	52 4	597 4	302 4	0 0	951 4	4196 4
Blue Ridge	139 2	862 2	467 2	0 0	1468 2	43 3	273 2	180 2	0 0	496 2	1964 2
Brunswick	170 2	1250 2	665 2	0 0	2085 2	35 2	349 2	176 2	0 0	560 2	2645 2
Chattahoochee	257 4	1413 3	851 3	0 0	2521 3	55 4	551 4	283 3	0 0	889 3	3410 3
Cherokee	108 1	1329 2	849 3	0 0	2286 3	37 2	445 3	242 3	0 0	724 3	3010 3
Clayton	214 3	733 1	384 1	0 0	1331 1	68 5	313 2	136 2	0 0	517 2	1848 2
Cobb	534 7	4209 8	2298 8	0 0	7041 8	90 6	1172 8	714 8	0 0	1976 8	9017 8
Conasauga	99 1	820 2	409 1	0 0	1328 1	20 1	313 2	156 2	0 0	489 2	1817 2
Cordele	74 1	604 1	350 1	0 0	1028 1	21 1	221 1	91 1	0 0	333 1	1361 1
Coweta	266 4	1500 3	806 3	0 0	2572 3	57 4	522 3	249 3	0 0	828 3	3400 3
Dougherty	202 3	1762 3	1054 4	0 0	3018 3	32 2	466 3	262 3	0 0	760 3	3778 3
Dublin	44 1	597 1	343 1	0 0	984 1	11 1	130 1	71 1	0 0	212 1	1196 1
Eastern	240 3	1602 3	822 3	0 0	2664 3	53 4	535 3	295 3	0 0	883 3	3547 3
Flint	143 2	895 2	394 1	0 0	1432 2	28 2	263 2	148 2	0 0	439 2	1871 2
Griffin	191 3	1251 2	628 2	0 0	2070 2	44 3	491 3	248 3	0 0	783 3	2853 2
Gwinnett	430 6	2804 5	1377 5	0 0	4611 5	95 6	771 5	383 4	0 0	1249 5	5860 5
Houston	103 1	777 1	445 1	0 0	1325 1	17 1	282 2	100 1	0 0	399 2	1724 1
Lookout Mountain	159 2	1076 2	588 2	0 0	1823 2	39 3	349 2	190 2	0 0	578 2	2401 2
Macon	251 3	1849 3	1073 4	0 0	3173 3	28 2	599 4	308 4	0 0	935 4	4108 4
Middle	80 1	572 1	282 1	0 0	934 1	17 1	150 1	77 1	0 0	244 1	1178 1
Mountain	71 1	357 1	247 1	0 0	675 1	28 2	103 1	91 1	0 0	222 1	897 1
Northeastern	120 2	854 2	560 2	0 0	1534 2	33 2	286 2	185 2	0 0	504 2	2038 2
Northern	59 1	628 1	392 1	0 0	1079 1	3 0	144 1	108 1	0 0	255 1	1334 1
Ocmulgee	189 3	1453 3	840 3	0 0	2482 3	28 2	307 2	195 2	0 0	530 2	3012 3
Oconee	89 1	537 1	273 1	0 0	899 1	19 1	169 1	96 1	0 0	284 1	1183 1
Ogeechee	160 2	862 2	366 1	0 0	1388 2	42 3	275 2	121 1	0 0	438 2	1826 2
Pataula	76 1	748 1	357 1	0 0	1181 1	20 1	168 1	87 1	0 0	275 1	1456 1
Piedmont	103 1	746 1	501 2	0 0	1350 1	14 1	269 2	153 2	0 0	436 2	1786 2
Rome	82 1	922 2	595 2	0 0	1599 2	28 2	323 2	202 2	0 0	553 2	2152 2
South Georgia	82 1	904 2	490 2	0 0	1476 2	7 0	250 2	126 1	0 0	383 1	1859 2

(continued)

Probationer Statistical Profile

Sample: Active & admin probationers, not in facilities
Act probationers 03/31/2005

Requestor: Nancy Phillips, Statistician

Circuit of conviction by current age & sex (continued)

Circuit of conv	M e n					W o m e n					Grand Total %
	age 00-21	age % 22-39	age % 40-98	age % UNKWN	Men % Total	age 00-21	age % 22-39	age % 40-98	age % UNKWN	Women % Total	
Southern	325 4	2416 4	1151 4	0 0	3892 4	60 4	631 4	287 3	0 0	978 4	4870 4
Southwestern	91 1	985 2	757 3	0 0	1833 2	17 1	236 2	146 2	0 0	399 2	2232 2
Stone Mountain	347 5	2250 4	1166 4	0 0	3763 4	66 4	685 4	311 4	0 0	1062 4	4825 4
Tallapoosa	43 1	472 1	376 1	0 0	891 1	6 0	95 1	86 1	0 0	187 1	1078 1
Tifton	76 1	714 1	427 1	0 0	1217 1	6 0	140 1	86 1	0 0	232 1	1449 1
Toombs	44 1	373 1	210 1	0 0	627 1	11 1	70 0	49 1	0 0	130 1	757 1
Waycross	85 1	640 1	390 1	0 0	1115 1	21 1	163 1	110 1	0 0	294 1	1409 1
Western	110 2	569 1	281 1	0 0	960 1	9 1	168 1	79 1	0 0	256 1	1216 1
Rockdale	52 1	337 1	163 1	0 0	552 1	11 1	133 1	54 1	0 0	198 1	750 1
Douglas	146 2	1307 2	802 3	0 0	2255 2	51 3	495 3	278 3	0 0	824 3	3079 3
Appalachian	43 1	463 1	360 1	0 0	866 1	8 1	165 1	104 1	0 0	277 1	1143 1
Enotah	34 0	395 1	267 1	0 0	696 1	9 1	117 1	69 1	0 0	195 1	891 1
Bell-Forsyth	60 1	361 1	224 1	0 0	645 1	6 0	95 1	64 1	0 0	165 1	810 1
Towaliga	42 1	530 1	299 1	0 0	871 1	15 1	139 1	60 1	0 0	214 1	1085 1
Paulding	65 1	391 1	225 1	0 0	681 1	9 1	78 0	62 1	0 0	149 1	830 1
OUT OF STATE	130 2	1198 2	608 2	0 0	1936 2	33 2	399 3	183 2	0 0	615 2	2551 2
Total reported	7513	56149	31947	0	95609	1526	16232	8907	0	26665	122274
Percent Reported	101.0	101.9	104.2		102.6	100.7	101.4	102.3		101.6	102.4
NOT REPORTED	80	606	393	0	1079	21	139	97	0	257	1336
Total	7440	55102	30647	0	93189	1515	16013	8708	0	26236	119425

Probationer Statistical Profile

Sample: Active & admin probationers, not in facilities
Act probationers 03/31/2005

Requestor: Nancy Phillips, Statistician

Circuit of supervision by current age & sex

Circuit of supv	M e n					W o m e n					Grand Total %
	age 00-21	age 22-39	age 40-98	age UNKWN	Men Total	age 00-21	age 22-39	age 40-98	age UNKWN	Women Total	
Alapaha	80	606	393	0	1079	21	139	97	0	257	1336
Alcovy	106	1291	878	0	2275	29	328	207	0	564	2839
Atlanta	589	4822	2504	0	7915	93	1018	550	0	1661	9576
Atlantic	89	529	279	0	897	26	159	86	0	271	1168
Augusta	299	1889	888	0	3076	52	586	294	0	932	4008
Blue Ridge	119	816	456	0	1391	37	255	174	0	466	1857
Brunswick	181	1278	683	0	2142	39	374	182	0	595	2737
Chattahoochee	258	1461	875	0	2594	52	569	296	0	917	3511
Cherokee	116	1353	873	0	2342	37	443	250	0	730	3072
Clayton	213	823	439	0	1475	53	363	150	0	566	2041
Cobb	515	3846	2094	0	6455	76	1053	655	0	1784	8239
Conasauga	106	885	453	0	1444	23	340	168	0	531	1975
Cordele	67	546	356	0	969	19	209	69	0	297	1266
Coweta	270	1514	840	0	2624	62	538	251	0	851	3475
Dougherty	201	1776	1046	0	3023	34	471	263	0	768	3791
Dublin	51	580	326	0	957	14	140	72	0	226	1183
Eastern	243	1646	837	0	2726	54	537	293	0	884	3610
Flint	129	823	392	0	1344	29	229	151	0	409	1753
Griffin	161	1027	510	0	1698	42	358	203	0	603	2301
Gwinnett	441	2825	1310	0	4576	93	772	374	0	1239	5815
Houston	98	673	406	0	1177	19	236	93	0	348	1525
Lookout Mountain	157	1108	610	0	1875	39	363	192	0	594	2469
Macon	249	1890	1058	0	3197	21	565	293	0	879	4076
Middle	85	602	303	0	990	14	164	87	0	265	1255
Mountain	73	365	266	0	704	27	110	93	0	230	934
Northeastern	127	872	561	0	1560	37	284	190	0	511	2071
Northern	58	648	402	0	1108	5	171	117	0	293	1401
Ocmulgee	158	1341	802	0	2301	26	303	193	0	522	2823
Oconee	70	510	277	0	857	17	161	86	0	264	1121
Ogeechee	152	778	362	0	1292	34	259	127	0	420	1712
Pataula	78	727	359	0	1164	19	173	95	0	287	1451
Piedmont	85	696	471	0	1252	12	232	142	0	386	1638
Rome	81	901	586	0	1568	30	321	196	0	547	2115
South Georgia	79	918	508	0	1505	10	256	114	0	380	1885

(continued)

Probationer Statistical Profile

Sample: Active & admin probationers, not in facilities
Act probationers 03/31/2005

Requestor: Nancy Phillips, Statistician

Circuit of supervision by current age & sex (continued)

Circuit of supv	M e n					W o m e n					Grand Total %
	age 00-21	age % 22-39	age % 40-98	age % UNKWN	Men % Total	age 00-21	age % 22-39	age % 40-98	age % UNKWN	Women % Total	
Southern	324 4	2434 4	1162 4	0 0	3920 4	58 4	623 4	286 3	0 0	967 4	4887 4
Southwestern	90 1	957 2	721 2	0 0	1768 2	16 1	235 1	148 2	0 0	399 2	2167 2
Stone Mountain	397 5	2606 5	1301 4	0 0	4304 5	79 5	781 5	352 4	0 0	1212 5	5516 5
Tallapoosa	49 1	524 1	376 1	0 0	949 1	11 1	133 1	102 1	0 0	246 1	1195 1
Tifton	78 1	758 1	431 1	0 0	1267 1	11 1	141 1	93 1	0 0	245 1	1512 1
Toombs	42 1	360 1	207 1	0 0	609 1	12 1	69 0	46 1	0 0	127 0	736 1
Waycross	89 1	680 1	418 1	0 0	1187 1	18 1	173 1	117 1	0 0	308 1	1495 1
Western	110 1	606 1	287 1	0 0	1003 1	15 1	170 1	80 1	0 0	265 1	1268 1
Rockdale	53 1	359 1	181 1	0 0	593 1	11 1	136 1	63 1	0 0	210 1	803 1
Douglas	131 2	1179 2	684 2	0 0	1994 2	41 3	387 2	222 3	0 0	650 2	2644 2
Appalachian	41 1	453 1	378 1	0 0	872 1	9 1	173 1	105 1	0 0	287 1	1159 1
Enotah	37 0	393 1	266 1	0 0	696 1	8 1	130 1	72 1	0 0	210 1	906 1
Bell-Forsyth	59 1	345 1	206 1	0 0	610 1	6 0	93 1	59 1	0 0	158 1	768 1
Towaliga	48 1	487 1	291 1	0 0	826 1	13 1	144 1	64 1	0 0	221 1	1047 1
Paulding	80 1	491 1	267 1	0 0	838 1	10 1	129 1	87 1	0 0	226 1	1064 1
Total reported	7412	54997	30579	0	92988	1513	15996	8699	0	26208	119196

Probationer Statistical Profile

Sample: Active & admin probationers, not in facilities
Act probationers 03/31/2005

Requestor: Nancy Phillips, Statistician

Sentence length in years by current age & sex

Sentence (in years)	M e n					W o m e n					Grand Total %
	age 00-21	age 22-39	age 40-98	age UNKWN	Men % Total	age 00-21	age 22-39	age 40-98	age UNKWN	Women % Total	
0-1	34 0	313 1	259 1	0 0	606 1	6 0	49 0	42 0	0 0	97 0	703 1
1.1-2	153 2	1042 2	763 2	0 0	1958 2	59 4	275 2	153 2	0 0	487 2	2445 2
2.1-3	718 10	2870 5	1584 5	0 0	5172 6	211 14	972 6	444 5	0 0	1627 6	6799 6
3.1-4	824 11	4032 7	2102 7	0 0	6958 7	259 17	1563 10	655 8	0 0	2477 9	9435 8
4.1-5	919 12	5217 9	2686 9	0 0	8822 9	142 9	1470 9	731 8	0 0	2343 9	11165 9
5.1-6	2726 37	15040 27	7400 24	0 0	25166 27	534 35	5166 32	2369 27	0 0	8069 31	33235 28
6.1-7	338 5	3021 5	1555 5	0 0	4914 5	50 3	822 5	446 5	0 0	1318 5	6232 5
7.1-8	333 4	3600 7	1803 6	0 0	5736 6	56 4	896 6	482 6	0 0	1434 5	7170 6
8.1-9	239 3	2810 5	1523 5	0 0	4572 5	38 3	740 5	454 5	0 0	1232 5	5804 5
9.1-10	115 2	1858 3	1155 4	0 0	3128 3	16 1	445 3	240 3	0 0	701 3	3829 3
10.1-12	833 11	9359 17	5264 17	0 0	15456 17	118 8	2602 16	1660 19	0 0	4380 17	19836 17
12.1-15	56 1	1930 4	1203 4	0 0	3189 3	4 0	343 2	272 3	0 0	619 2	3808 3
15.1-20	99 1	2244 4	1621 5	0 0	3964 4	17 1	430 3	432 5	0 0	879 3	4843 4
20.1-OVER	53 1	1760 3	1676 5	0 0	3489 4	5 0	240 1	327 4	0 0	572 2	4061 3
INDEFINITE	0 0	0 0	0 0	0 0	0 0	0 0	0 0	0 0	0 0	0 0	0 0
Total reported	7440	55096	30594	0	93130	1515	16013	8707	0	26235	119365
Percent Reported	100.0	100.0	99.8		99.9	100.0	100.0	100.0		100.0	99.9
NOT REPORTED	0	6	53	0	59	0	0	1	0	1	60
Total	7440	55102	30647	0	93189	1515	16013	8708	0	26236	119425
AVERAGE EXCLUDING INDEFINITE	5.59	7.36	8.02	.00	7.44	4.92	6.57	7.63	.00	6.83	7.30

Probationer Statistical Profile

Sample: Active & admin probationers, not in facilities
Act probationers 03/31/2005

Requestor: Nancy Phillips, Statistician

Time served in years by current age & sex

Time served (in yrs)	M e n					W o m e n					Grand Total %
	age 00-21 %	age 22-39 %	age 40-98 %	age UNKWN %	Men Total %	age 00-21 %	age 22-39 %	age 40-98 %	age UNKWN %	Women Total %	
0-1	2418 33	11114 20	6653 22	0 0	20185 22	549 36	3096 19	1569 18	0 0	5214 20	25399 21
1.1-2	2746 37	10692 19	5288 17	0 0	18726 20	592 39	3517 22	1539 18	0 0	5648 22	24374 20
2.1-3	1597 21	9205 17	4547 15	0 0	15349 16	282 19	3078 19	1451 17	0 0	4811 18	20160 17
3.1-4	574 8	7112 13	3584 12	0 0	11270 12	84 6	2218 14	1105 13	0 0	3407 13	14677 12
4.1-5	96 1	5687 10	2985 10	0 0	8768 9	7 0	1640 10	924 11	0 0	2571 10	11339 9
5.1-6	7 0	3077 6	1723 6	0 0	4807 5	1 0	758 5	462 5	0 0	1221 5	6028 5
6.1-7	2 0	2300 4	1301 4	0 0	3603 4	0 0	568 4	418 5	0 0	986 4	4589 4
7.1-8	0 0	1830 3	1062 3	0 0	2892 3	0 0	418 3	319 4	0 0	737 3	3629 3
8.1-9	0 0	1254 2	741 2	0 0	1995 2	0 0	273 2	260 3	0 0	533 2	2528 2
9.1-10	0 0	974 2	672 2	0 0	1646 2	0 0	177 1	191 2	0 0	368 1	2014 2
10.1-12	0 0	837 2	593 2	0 0	1430 2	0 0	153 1	172 2	0 0	325 1	1755 1
12.1-15	0 0	645 1	735 2	0 0	1380 1	0 0	81 1	168 2	0 0	249 1	1629 1
15.1-20	0 0	336 1	593 2	0 0	929 1	0 0	34 0	111 1	0 0	145 1	1074 1
20.1-OVER	0 0	24 0	164 1	0 0	188 0	0 0	1 0	18 0	0 0	19 0	207 0
Total reported	7440	55087	30641	0	93168	1515	16012	8707	0	26234	119402
Percent Reported	100.0	100.0	100.0		100.0	100.0	100.0	100.0		100.0	100.0
NOT REPORTED	0	15	6	0	21	0	1	1	0	2	23
Total	7440	55102	30647	0	93189	1515	16013	8708	0	26236	119425
AVERAGE TIME SERVED	1.61	3.34	3.83	.00	3.36	1.49	3.00	3.78	.00	3.17	3.32

Probationer Statistical Profile

Sample: Active & admin probationers, not in facilities
Act probationers 03/31/2005

Requestor: Nancy Phillips, Statistician

Time left to serve by current age & sex

Time left (in years)	M e n					W o m e n					Grand Total %
	age 00-21 %	age 22-39 %	age 40-98 %	age UNKWN %	Men Total %	age 00-21 %	age 22-39 %	age 40-98 %	age UNKWN %	Women Total %	
0-1	600 8	8353 15	4961 16	0 0	13914 15	198 13	2740 17	1464 17	0 0	4402 17	18316 15
1.1-2	1123 15	8993 16	4917 16	0 0	15033 16	283 19	2880 18	1500 17	0 0	4663 18	19696 16
2.1-3	1379 19	8645 16	4520 15	0 0	14544 16	273 18	2612 16	1401 16	0 0	4286 16	18830 16
3.1-4	1493 20	7754 14	3940 13	0 0	13187 14	263 17	2294 14	1189 14	0 0	3746 14	16933 14
4.1-5	1134 15	6049 11	3294 11	0 0	10477 11	227 15	1787 11	931 11	0 0	2945 11	13422 11
5.1-6	299 4	3123 6	1762 6	0 0	5184 6	54 4	772 5	473 5	0 0	1299 5	6483 5
6.1-7	251 3	2843 5	1588 5	0 0	4682 5	53 3	729 5	434 5	0 0	1216 5	5898 5
7.1-8	324 4	2328 4	1276 4	0 0	3928 4	38 3	601 4	362 4	0 0	1001 4	4929 4
8.1-9	369 5	2032 4	1065 3	0 0	3466 4	52 3	527 3	250 3	0 0	829 3	4295 4
9.1-10	245 3	1533 3	894 3	0 0	2672 3	39 3	412 3	198 2	0 0	649 2	3321 3
10.1-12	51 1	911 2	597 2	0 0	1559 2	2 0	141 1	107 1	0 0	250 1	1809 2
12.1-15	79 1	1068 2	701 2	0 0	1848 2	18 1	178 1	139 2	0 0	335 1	2183 2
15.1-20	53 1	610 1	454 1	0 0	1117 1	5 0	123 1	82 1	0 0	210 1	1327 1
20.1-OVER	8 0	303 1	278 1	0 0	589 1	0 0	37 0	71 1	0 0	108 0	697 1
INDEFINITE	0 0	0 0	0 0	0 0	0 0	0 0	0 0	0 0	0 0	0 0	0 0
NONE	32 0	557 1	400 1	0 0	989 1	10 1	180 1	107 1	0 0	297 1	1286 1
Total reported	7440	55102	30647	0	93189	1515	16013	8708	0	26236	119425
Percent Reported	100.0	100.0	100.0		100.0	100.0	100.0	100.0		100.0	100.0
NOT REPORTED	0	0	0	0	0	0	0	0	0	0	0
Total	7440	55102	30647	0	93189	1515	16013	8708	0	26236	119425
AVERAGE EXCLUDING INDEFINITE, NONE	4.01	4.06	4.26	.00	4.12	3.45	3.61	3.90	.00	3.70	4.03

Probationer Statistical Profile

Sample: Active & admin probationers, not in facilities
Act probationers 03/31/2005

Requestor: Nancy Phillips, Statistician

Case type by current age & sex

Case type	M e n					W o m e n					Grand
	age	age	age	age	Men	age	age	age	age	Women	
	00-21	% 22-39	% 40-98	% UNKWN	% Total	% 00-21	% 22-39	% 40-98	% UNKWN	% Total	% Total
PRESENTENCE	0 0	0 0	0 0	0 0	0 0	0 0	0 0	0 0	0 0	0 0	0 0
SPLIT SENTENCE	116 2	5261 10	4489 15	0 0	9866 11	5 0	623 4	593 7	0 0	1221 5	11087 9
STRAIGHT SENTENCE	7193 97	48615 88	25490 83	0 0	81298 87	1475 97	14980 94	7922 91	0 0	24377 93	105675 88
ABANDONMENT&BASTARDY	0 0	3 0	52 0	0 0	55 0	0 0	0 0	0 0	0 0	0 0	55 0
OUT OF STATE PROB	131 2	1213 2	612 2	0 0	1956 2	33 2	400 2	186 2	0 0	619 2	2575 2
OUT OF STATE A&B	0 0	0 0	1 0	0 0	1 0	0 0	1 0	0 0	0 0	1 0	2 0
SUSPENDED SENTENCE	0 0	10 0	3 0	0 0	13 0	2 0	9 0	7 0	0 0	18 0	31 0
Total reported	7440	55102	30647	0	93189	1515	16013	8708	0	26236	119425
Percent Reported	100.0	100.0	100.0		100.0	100.0	100.0	100.0		100.0	100.0
NOT REPORTED	0	0	0	0	0	0	0	0	0	0	0
Total	7440	55102	30647	0	93189	1515	16013	8708	0	26236	119425

Probationer Statistical Profile

Sample: Active & admin probationers, not in facilities
Act probationers 03/31/2005

Requestor: Nancy Phillips, Statistician

Release type by current age & sex

Release type	M e n					W o m e n					Grand %	
	age 00-21	age % 22-39	age % 40-98	age % UNKWN	Men % Total	age 00-21	age % 22-39	age % 40-98	age % UNKWN	Women % Total		
TRANSF OUT OF STATE	0 0	0 0	0 0	0 0	0 0	0 0	0 0	0 0	0 0	0 0	0 0	0 0
REVOKED (TECHNICAL)	0 0	0 0	0 0	0 0	0 0	0 0	0 0	0 0	0 0	0 0	0 0	0 0
REVOKED (NEW SENT)	0 0	0 0	0 0	0 0	0 0	0 0	0 0	0 0	0 0	0 0	0 0	0 0
REVOKED (NEW CRIME)	0 0	0 0	0 0	0 0	0 0	0 0	0 0	0 0	0 0	0 0	0 0	0 0
ABSCONDED (TOLLED)	0 0	0 0	0 0	0 0	0 0	0 0	0 0	0 0	0 0	0 0	0 0	0 0
ABSCONDED (NON-TOLL)	0 0	0 0	0 0	0 0	0 0	0 0	0 0	0 0	0 0	0 0	0 0	0 0
TERMINATED BY COURT	0 0	0 0	0 0	0 0	0 0	0 0	0 0	0 0	0 0	0 0	0 0	0 0
OUT OF STATE TERM	0 0	0 0	0 0	0 0	0 0	0 0	0 0	0 0	0 0	0 0	0 0	0 0
DEATH	0 0	0 0	0 0	0 0	0 0	0 0	0 0	0 0	0 0	0 0	0 0	0 0
FINAN OBLIG COMPLETE	0 0	0 0	0 0	0 0	0 0	0 0	0 0	0 0	0 0	0 0	0 0	0 0
OTHER	0 0	0 0	0 0	0 0	0 0	0 0	0 0	0 0	0 0	0 0	0 0	0 0
NORMAL RELEASE	0 0	0 0	0 0	0 0	0 0	0 0	0 0	0 0	0 0	0 0	0 0	0 0
A & B SPECIAL TERM	0 0	0 0	0 0	0 0	0 0	0 0	0 0	0 0	0 0	0 0	0 0	0 0
INDEP JURISDICTION	0 0	0 0	0 0	0 0	0 0	0 0	0 0	0 0	0 0	0 0	0 0	0 0
ACTIVE	7440100	55102100	30647100	0 0	93189100	1515100	16013100	8708100	0 0	26236100	119425100	
Total reported	7440	55102	30647	0	93189	1515	16013	8708	0	26236	119425	
Percent Reported	100.0	100.0	100.0		100.0	100.0	100.0	100.0		100.0	100.0	
NOT REPORTED	0	0	0	0	0	0	0	0	0	0	0	0
Total	7440	55102	30647	0	93189	1515	16013	8708	0	26236	119425	

Probationer Statistical Profile

Sample: Active & admin probationers, not in facilities
Act probationers 03/31/2005

Requestor: Nancy Phillips, Statistician

First offender status by current age & sex

1stOffndr	M e n					W o m e n					Grand
	age 00-21	age 22-39	age 40-98	age UNKWN	Men Total	age 00-21	age 22-39	age 40-98	age UNKWN	Women Total	
FIRST OFFNDR STATUS	4230 57	16296 30	5144 17	0 0	25670 28	1090 72	7383 46	2726 31	0 0	11199 43	36869 31
NO FIRST OFFNDR STAT	3210 43	38806 70	25503 83	0 0	67519 72	425 28	8630 54	5982 69	0 0	15037 57	82556 69
Total reported	7440	55102	30647	0	93189	1515	16013	8708	0	26236	119425
Percent Reported	100.0	100.0	100.0		100.0	100.0	100.0	100.0		100.0	100.0
NOT REPORTED	0	0	0	0	0	0	0	0	0	0	0
Total	7440	55102	30647	0	93189	1515	16013	8708	0	26236	119425

Probationer Statistical Profile

Sample: Active & admin probationers, not in facilities
Act probationers 03/31/2005

Requestor: Nancy Phillips, Statistician

Type probationer by current age & sex

Type probationer	M e n					W o m e n					Grand
	age 00-21	age % 22-39	age % 40-98	age % UNKWN	Men % Total	age % 00-21	age % 22-39	age % 40-98	age % UNKWN	Women % Total	
MISDEMEANANT	45 1	358 1	288 1	0 0	691 1	4 0	96 1	69 1	0 0	169 1	860 1
FELON	7395 99	54731 99	30303 99	0 0	92429 99	1509100	15907 99	8632 99	0 0	26048 99	118477 99
ABANDONMENT&BASTARDY	0 0	3 0	53 0	0 0	56 0	0 0	1 0	0 0	0 0	1 0	57 0
SUSPENDED SENTENCE	0 0	10 0	3 0	0 0	13 0	2 0	9 0	7 0	0 0	18 0	31 0
Total reported	7440	55102	30647	0	93189	1515	16013	8708	0	26236	119425
Percent Reported	100.0	100.0	100.0		100.0	100.0	100.0	100.0		100.0	100.0
NOT REPORTED	0	0	0	0	0	0	0	0	0	0	0
Total	7440	55102	30647	0	93189	1515	16013	8708	0	26236	119425

Probationer Statistical Profile

Sample: Active & admin probationers, not in facilities
Act probationers 03/31/2005

Requestor: Nancy Phillips, Statistician

Most serious crime by group by current age & sex

Crime group	M e n					W o m e n					Grand Total %
	age 00-21 %	age 22-39 %	age 40-98 %	age UNKWN %	Men Total %	age 00-21 %	age 22-39 %	age 40-98 %	age UNKWN %	Women Total %	
HOMICIDE	9 0	334 1	263 1	0 0	606 1	6 0	80 0	90 1	0 0	176 1	782 1
ABORTION	0 0	1 0	0 0	0 0	1 0	0 0	2 0	0 0	0 0	2 0	3 0
BODILY INJRY&REL OFF	537 7	6393 12	4579 15	0 0	11509 12	123 8	1252 8	674 8	0 0	2049 8	13558 11
ARSON & REL OFF	23 0	254 0	191 1	0 0	468 1	8 1	73 0	75 1	0 0	156 1	624 1
DAMAGE OF PROPERTY	173 2	638 1	245 1	0 0	1056 1	32 2	161 1	41 0	0 0	234 1	1290 1
BURGLARY & REL OFF	1328 18	5448 10	1942 6	0 0	8718 9	99 7	558 3	216 2	0 0	873 3	9591 8
FORGERY & REL OFF	351 5	4000 7	2155 7	0 0	6506 7	289 19	3887 24	1606 18	0 0	5782 22	12288 10
THEFT	1563 21	6865 12	3551 12	0 0	11979 13	391 26	3389 21	1714 20	0 0	5494 21	17473 15
ROBBERY	243 3	1617 3	576 2	0 0	2436 3	27 2	170 1	64 1	0 0	261 1	2697 2
SEXUAL OFFENSES	360 5	2690 5	2455 8	0 0	5505 6	13 1	123 1	63 1	0 0	199 1	5704 5
OBSCENITY CRIMES	0 0	5 0	10 0	0 0	15 0	0 0	1 0	1 0	0 0	2 0	17 0
TREASON & REL OFF	4 0	38 0	23 0	0 0	65 0	1 0	24 0	14 0	0 0	39 0	104 0
CRIMES INVOLVNG GOVT	145 2	1274 2	519 2	0 0	1938 2	30 2	351 2	217 2	0 0	598 2	2536 2
FALSIFICATIONS	27 0	170 0	89 0	0 0	286 0	8 1	141 1	50 1	0 0	199 1	485 0
OBSTRUCT LAW ENFORCE	8 0	163 0	73 0	0 0	244 0	5 0	63 0	26 0	0 0	94 0	338 0
DISORDERLY CONDUCT	55 1	205 0	90 0	0 0	350 0	5 0	18 0	24 0	0 0	47 0	397 0
GAMBLING & REL OFF	4 0	27 0	25 0	0 0	56 0	1 0	9 0	10 0	0 0	20 0	76 0
CRUELTY TO CHILDREN	21 0	600 1	430 1	0 0	1051 1	9 1	421 3	157 2	0 0	587 2	1638 1
CRIMES WITH GUNS	173 2	1828 3	1299 4	0 0	3300 4	29 2	127 1	97 1	0 0	253 1	3553 3
INVASION PRIVACY	12 0	69 0	63 0	0 0	144 0	0 0	0 0	1 0	0 0	1 0	145 0
RACKETEERING	1 0	15 0	28 0	0 0	44 0	0 0	11 0	12 0	0 0	23 0	67 0
DRUG ABUSE OFFENSES	2271 31	20647 37	10089 33	0 0	33007 35	413 27	4731 30	3207 37	0 0	8351 32	41358 35
DRUG TRAFFICKING	10 0	270 0	217 1	0 0	497 1	10 1	70 0	56 1	0 0	136 1	633 1
AUTO CRIMES	7 0	777 1	1122 4	0 0	1906 2	1 0	68 0	126 1	0 0	195 1	2101 2
REVENUE & CONTRABAND	2 0	7 0	8 0	0 0	17 0	0 0	5 0	5 0	0 0	10 0	27 0
CRIMES OF OTH STATES	25 0	170 0	121 0	0 0	316 0	4 0	78 0	31 0	0 0	113 0	429 0
MISC. FELONIES	39 1	226 0	137 0	0 0	402 0	7 0	94 1	57 1	0 0	158 1	560 0
MISDEMEANORS	45 1	359 1	333 1	0 0	737 1	4 0	99 1	71 1	0 0	174 1	911 1
Total reported	7436	55090	30633	0	93159	1515	16006	8705	0	26226	119385
Percent Reported	99.9	100.0	100.0		100.0	100.0	100.0	100.0		100.0	100.0
NOT REPORTED	4	12	14	0	30	0	7	3	0	10	40
Total	7440	55102	30647	0	93189	1515	16013	8708	0	26236	119425

Probationer Statistical Profile

Sample: Active & admin probationers, not in facilities
Act probationers 03/31/2005

Requestor: Nancy Phillips, Statistician

Most serious offense by current age & sex

Most serious offense	Men					Women					Grand Total %
	age 00-21 %	age 22-39 %	age 40-98 %	age UNKWN %	Men Total %	age 00-21 %	age 22-39 %	age 40-98 %	age UNKWN %	Women Total %	
Misdemeanors											
abandonment of dep.	0 0	1 0	43 0	0 0	44 0	0 0	0 0	0 0	0 0	0 0	44 0
failure to pay suppo	0 0	0 0	1 0	0 0	1 0	0 0	1 0	0 0	0 0	1 0	2 0
stalking	0 0	1 0	2 0	0 0	3 0	0 0	0 0	0 0	0 0	0 0	3 0
assault & battery	2 0	12 0	4 0	0 0	18 0	0 0	0 0	0 0	0 0	0 0	18 0
atmpt murder	0 0	0 0	1 0	0 0	1 0	0 0	0 0	0 0	0 0	0 0	1 0
aggravated assault	0 0	8 0	7 0	0 0	15 0	0 0	3 0	0 0	0 0	3 0	18 0
simple assault	1 0	9 0	2 0	0 0	12 0	0 0	0 0	1 0	0 0	1 0	13 0
simple battery	1 0	26 0	26 0	0 0	53 0	0 0	6 0	0 0	0 0	6 0	59 0
concealing death of	0 0	0 0	0 0	0 0	0 0	0 0	1 0	0 0	0 0	1 0	1 0
fleeing / elusing po	0 0	1 0	0 0	0 0	1 0	0 0	0 0	0 0	0 0	0 0	1 0
leave scene had inju	0 0	0 0	1 0	0 0	1 0	0 0	0 0	0 0	0 0	0 0	1 0
crmnal interfer govt pr	1 0	3 0	0 0	0 0	4 0	0 0	0 0	0 0	0 0	0 0	4 0
reckless conduct c/h	1 0	5 0	0 0	0 0	6 0	0 0	0 0	0 0	0 0	0 0	6 0
disorderly conduct	1 0	1 0	1 0	0 0	3 0	0 0	0 0	0 0	0 0	0 0	3 0
cruelty to children	0 0	2 0	0 0	0 0	2 0	0 0	0 0	0 0	0 0	0 0	2 0
theft by taking - la	1 0	0 0	1 0	0 0	2 0	1 0	2 0	0 0	0 0	3 0	5 0
receiving stolen goo	1 0	8 0	4 0	0 0	13 0	0 0	1 0	1 0	0 0	2 0	15 0
theft by taking	4 0	14 0	10 0	0 0	28 0	0 0	15 0	10 0	0 0	25 0	53 0
robbery	0 0	3 0	1 0	0 0	4 0	0 0	3 0	0 0	0 0	3 0	7 0
burglary	0 0	8 0	2 0	0 0	10 0	0 0	0 0	0 0	0 0	0 0	10 0
bad checks	0 0	8 0	13 0	0 0	21 0	0 0	7 0	14 0	0 0	21 0	42 0
fraudulent checks	0 0	0 0	3 0	0 0	3 0	0 0	1 0	0 0	0 0	1 0	4 0
forgery	0 0	6 0	3 0	0 0	9 0	0 0	3 0	2 0	0 0	5 0	14 0
worthless checks	0 0	0 0	0 0	0 0	0 0	0 0	2 0	3 0	0 0	5 0	5 0
s/d of narcotics	1 0	5 0	1 0	0 0	7 0	0 0	0 0	0 0	0 0	0 0	7 0
s/d dep,stim,cntrf d	0 0	2 0	0 0	0 0	2 0	0 0	0 0	0 0	0 0	0 0	2 0
s/d of marijuana	0 0	3 0	1 0	0 0	4 0	0 0	0 0	0 0	0 0	0 0	4 0
poss of narcotics	0 0	2 0	0 0	0 0	2 0	0 0	0 0	0 0	0 0	0 0	2 0
poss dep,stim,cntrf	0 0	0 0	0 0	0 0	0 0	1 0	0 0	0 0	0 0	1 0	1 0
poss of lsd	0 0	1 0	0 0	0 0	1 0	0 0	0 0	0 0	0 0	0 0	1 0
poss of marijuana	3 0	11 0	9 0	0 0	23 0	0 0	2 0	0 0	0 0	2 0	25 0
viol motor veh law	3 0	24 0	23 0	0 0	50 0	0 0	3 0	2 0	0 0	5 0	55 0
dui	2 0	54 0	65 0	0 0	121 0	0 0	8 0	12 0	0 0	20 0	141 0

(continued)

Probationer Statistical Profile

Sample: Active & admin probationers, not in facilities
Act probationers 03/31/2005

Requestor: Nancy Phillips, Statistician

Most serious offense by current age & sex (continued)

Most serious offense	M e n					W o m e n					Grand
	age 00-21	age % 22-39	age % 40-98	age % UNKWN	Men % Total	age % 00-21	age % 22-39	age % 40-98	age % UNKWN	Women % Total	
obstr of law enf off	5 0	28 0	12 0	0 0	45 0	1 0	0 0	0 0	0 0	1 0	46 0
impersonating anothe	0 0	1 0	2 0	0 0	3 0	0 0	1 0	0 0	0 0	1 0	4 0
crmn1 trespassing	1 0	5 0	10 0	0 0	16 0	0 0	2 0	0 0	0 0	2 0	18 0
illegal attm to obt	0 0	1 0	0 0	0 0	1 0	0 0	2 0	0 0	0 0	2 0	3 0
crmn1 damage	3 0	2 0	2 0	0 0	7 0	1 0	2 0	0 0	0 0	3 0	10 0
terroristic threats	1 0	0 0	1 0	0 0	2 0	0 0	0 0	1 0	0 0	1 0	3 0
viol ga cntrl subst	2 0	24 0	10 0	0 0	36 0	0 0	3 0	5 0	0 0	8 0	44 0
prostitution	1 0	0 0	0 0	0 0	1 0	0 0	0 0	0 0	0 0	0 0	1 0
public indecency	0 0	5 0	3 0	0 0	8 0	0 0	0 0	0 0	0 0	0 0	8 0
peeping tom	0 0	2 0	0 0	0 0	2 0	0 0	0 0	0 0	0 0	0 0	2 0
molesting a minor	0 0	0 0	2 0	0 0	2 0	0 0	0 0	0 0	0 0	0 0	2 0
sexual battery	2 0	2 0	6 0	0 0	10 0	0 0	0 0	0 0	0 0	0 0	10 0
cpwl & concealed wea	0 0	2 0	2 0	0 0	4 0	0 0	0 0	0 0	0 0	0 0	4 0
shoplifting	0 0	4 0	7 0	0 0	11 0	0 0	6 0	4 0	0 0	10 0	21 0
pointing gun at anot	1 0	0 0	2 0	0 0	3 0	0 0	1 0	0 0	0 0	1 0	4 0
deadly weapons in pu	0 0	2 0	0 0	0 0	2 0	0 0	0 0	0 0	0 0	0 0	2 0
crmn1 attempt	1 0	0 0	0 0	0 0	1 0	0 0	0 0	0 0	0 0	0 0	1 0
other misdemeanor	5 0	13 0	19 0	0 0	37 0	0 0	4 0	7 0	0 0	11 0	48 0
riot	0 0	0 0	1 0	0 0	1 0	0 0	0 0	0 0	0 0	0 0	1 0
fighting in public p	0 0	0 0	0 0	0 0	0 0	0 0	1 0	0 0	0 0	1 0	1 0
family violence batt	0 0	2 0	0 0	0 0	2 0	0 0	1 0	0 0	0 0	1 0	3 0
misc public order of	0 0	1 0	0 0	0 0	1 0	0 0	0 0	0 0	0 0	0 0	1 0
lottery violation	0 0	0 0	0 0	0 0	0 0	0 0	1 0	0 0	0 0	1 0	1 0
off agnst pub hlth/m	0 0	5 0	4 0	0 0	9 0	0 0	0 0	0 0	0 0	0 0	9 0
fairl fil/mntn abort	0 0	0 0	1 0	0 0	1 0	0 0	0 0	0 0	0 0	0 0	1 0
involuntary manslaug	0 0	0 0	2 0	0 0	2 0	0 0	0 0	0 0	0 0	0 0	2 0
interference with cu	0 0	1 0	0 0	0 0	1 0	0 0	0 0	0 0	0 0	0 0	1 0
theft by deception <	0 0	0 0	2 0	0 0	2 0	0 0	1 0	0 0	0 0	1 0	3 0
theft of services <	0 0	1 0	0 0	0 0	1 0	0 0	1 0	0 0	0 0	1 0	2 0
theft by conversion	0 0	2 0	1 0	0 0	3 0	0 0	3 0	2 0	0 0	5 0	8 0
theft motor vehicle,	0 0	3 0	2 0	0 0	5 0	0 0	1 0	0 0	0 0	1 0	6 0
conversn paymnt real	0 0	1 0	0 0	0 0	1 0	0 0	0 0	0 0	0 0	0 0	1 0
entrng mot veh crim	0 0	4 0	0 0	0 0	4 0	0 0	0 0	0 0	0 0	0 0	4 0
viol forgery&fraud p	0 0	1 0	1 0	0 0	2 0	0 0	0 0	0 0	0 0	0 0	2 0
obtn/attmpt drugs il	0 0	1 0	2 0	0 0	3 0	0 0	1 0	2 0	0 0	3 0	6 0

(continued)

Probationer Statistical Profile

Sample: Active & admin probationers, not in facilities
Act probationers 03/31/2005

Requestor: Nancy Phillips, Statistician

Most serious offense by current age & sex (continued)

Most serious offense	M e n					W o m e n					Grand Total %
	age 00-21 %	age 22-39 %	age 40-98 %	age UNKWN %	Men % Total	age 00-21 %	age 22-39 %	age 40-98 %	age UNKWN %	Women % Total	
mfg/dist imitate con	0 0	1 0	1 0	0 0	2 0	0 0	0 0	0 0	0 0	0 0	2 0
misc obstruction off	0 0	2 0	0 0	0 0	2 0	0 0	0 0	0 0	0 0	0 0	2 0
misc sexual offenses	0 0	2 0	3 0	0 0	5 0	0 0	0 0	0 0	0 0	0 0	5 0
pimping	0 0	1 0	0 0	0 0	1 0	0 0	0 0	0 0	0 0	0 0	1 0
providing sex mat mi	0 0	0 0	1 0	0 0	1 0	0 0	0 0	0 0	0 0	0 0	1 0
dng instrmntalties &	0 0	1 0	0 0	0 0	1 0	0 0	0 0	0 0	0 0	0 0	1 0
furnish liquor to mi	0 0	1 0	0 0	0 0	1 0	0 0	0 0	0 0	0 0	0 0	1 0
poss alc bev by juve	0 0	0 0	1 0	0 0	1 0	0 0	1 0	0 0	0 0	1 0	2 0
viol motor veh licen	0 0	1 0	0 0	0 0	1 0	0 0	0 0	0 0	0 0	0 0	1 0
conspiracy commit mis	0 0	1 0	0 0	0 0	1 0	0 0	0 0	0 0	0 0	0 0	1 0
misc misdemeanor	1 0	16 0	8 0	0 0	25 0	0 0	9 0	5 0	0 0	14 0	39 0
viol othr states law	0 0	2 0	1 0	0 0	3 0	0 0	0 0	0 0	0 0	0 0	3 0

FELONIES											

MISC HOMICIDE OFFENS	0 0	8 0	7 0	0 0	15 0	1 0	2 0	0 0	0 0	3 0	18 0
MURDER	0 0	6 0	7 0	0 0	13 0	0 0	6 0	1 0	0 0	7 0	20 0
VOLUNTARY MANSLAUGHT	2 0	76 0	113 0	0 0	191 0	0 0	24 0	38 0	0 0	62 0	253 0
INVOLUNTARY MANSLAUG	2 0	56 0	21 0	0 0	79 0	2 0	14 0	14 0	0 0	30 0	109 0
RECKLESS ABANDONMENT	0 0	1 0	0 0	0 0	1 0	0 0	0 0	0 0	0 0	0 0	1 0
FETICIDE	0 0	1 0	0 0	0 0	1 0	0 0	1 0	0 0	0 0	1 0	2 0
VEHICULAR HOMICIDE	4 0	174 0	102 0	0 0	280 0	2 0	31 0	28 0	0 0	61 0	341 0
HOMICIDE BY PILOT DU	0 0	1 0	0 0	0 0	1 0	0 0	0 0	0 0	0 0	0 0	1 0
CONCEAL DEATH OF ANO	0 0	4 0	1 0	0 0	5 0	1 0	0 0	1 0	0 0	2 0	7 0
ATMPT MURDER	1 0	7 0	12 0	0 0	20 0	0 0	2 0	8 0	0 0	10 0	30 0
MISC ABORTION	0 0	0 0	0 0	0 0	0 0	0 0	1 0	0 0	0 0	1 0	1 0
CRMNL ABORTION	0 0	1 0	0 0	0 0	1 0	0 0	1 0	0 0	0 0	1 0	2 0
MISC ASSAULT/BATTERY	3 0	86 0	67 0	0 0	156 0	0 0	9 0	6 0	0 0	15 0	171 0
FAMILY VIOLENCE BATT	1 0	66 0	48 0	0 0	115 0	0 0	3 0	2 0	0 0	5 0	120 0
AGGRAV ASSAULT	312 4	3817 7	2722 9	0 0	6851 7	87 6	940 6	514 6	0 0	1541 6	8392 7
ATMPT AGGRAV ASSAULT	1 0	16 0	9 0	0 0	26 0	0 0	5 0	4 0	0 0	9 0	35 0
AGGRAV BATTERY	38 1	464 1	282 1	0 0	784 1	2 0	67 0	23 0	0 0	92 0	876 1
TERRORIST THREATS &	114 2	825 2	654 2	0 0	1593 2	24 2	123 1	62 1	0 0	209 1	1802 2
FALSE IMPRISONMENT	19 0	251 0	121 0	0 0	391 0	1 0	12 0	4 0	0 0	17 0	408 0

(continued)

Probationer Statistical Profile

Sample: Active & admin probationers, not in facilities
Act probationers 03/31/2005

Requestor: Nancy Phillips, Statistician

Most serious offense by current age & sex (continued)

Most serious offense	M e n				Men % Total	W o m e n				Women % Total	Grand % Total
	age 00-21	age % 22-39	age % 40-98	age % UNKWN		age 00-21	age % 22-39	age % 40-98	age % UNKWN		
FALSE IMPRIS COLOR L	0 0	1 0	2 0	0 0	3 0	0 0	0 0	0 0	0 0	0 0	3 0
KIDNAPPING	0 0	69 0	43 0	0 0	112 0	0 0	2 0	2 0	0 0	4 0	116 0
INTERFERENCE WITH CU	5 0	23 0	17 0	0 0	45 0	1 0	14 0	9 0	0 0	24 0	69 0
AGGRAV ASSAULT PEACE	4 0	138 0	109 0	0 0	251 0	3 0	14 0	14 0	0 0	31 0	282 0
AGGRAV BATTERY PEACE	1 0	5 0	4 0	0 0	10 0	0 0	1 0	0 0	0 0	1 0	11 0
SIMPLE BATTERY	10 0	77 0	47 0	0 0	134 0	0 0	10 0	4 0	0 0	14 0	148 0
RECK COND	0 0	7 0	4 0	0 0	11 0	0 0	5 0	1 0	0 0	6 0	17 0
INJURY BY VEHICLE	5 0	17 0	8 0	0 0	30 0	1 0	6 0	3 0	0 0	10 0	40 0
STALKING	0 0	16 0	19 0	0 0	35 0	0 0	1 0	1 0	0 0	2 0	37 0
AGGRAV STALKING	24 0	512 1	418 1	0 0	954 1	4 0	40 0	25 0	0 0	69 0	1023 1
ATMPT KIDNAP	0 0	3 0	5 0	0 0	8 0	0 0	0 0	0 0	0 0	0 0	8 0
ARSON MISC	1 0	16 0	19 0	0 0	36 0	2 0	4 0	5 0	0 0	11 0	47 0
ARSON 1ST DEGREE	12 0	169 0	147 0	0 0	328 0	5 0	55 0	64 1	0 0	124 0	452 0
ARSON 2ND DEGREE	5 0	52 0	20 0	0 0	77 0	0 0	7 0	5 0	0 0	12 0	89 0
ARSON 3RD DEGREE	2 0	14 0	4 0	0 0	20 0	1 0	5 0	1 0	0 0	7 0	27 0
CRMNL POSS EXPLOSIVE	3 0	3 0	1 0	0 0	7 0	0 0	2 0	0 0	0 0	2 0	9 0
MISC CRIMINAL DAMAGE	2 0	5 0	2 0	0 0	9 0	0 0	0 0	1 0	0 0	1 0	10 0
CRMNL DAMAGE 1ST DEG	32 0	143 0	69 0	0 0	244 0	5 0	30 0	7 0	0 0	42 0	286 0
CRMNL DAMAGE 2ND DEG	126 2	438 1	151 1	0 0	715 1	26 2	119 1	28 0	0 0	173 1	888 1
DAMAGE,DESTROY SECR	3 0	9 0	7 0	0 0	19 0	0 0	3 0	2 0	0 0	5 0	24 0
VANDALISM TO CHURCH	2 0	5 0	1 0	0 0	8 0	1 0	0 0	1 0	0 0	2 0	10 0
ALTER ID	8 0	38 0	15 0	0 0	61 0	0 0	9 0	2 0	0 0	11 0	72 0
BURGLARY	1240 17	5266 10	1886 6	0 0	8392 9	96 6	545 3	210 2	0 0	851 3	9243 8
POSS BURGLAR TOOLS	62 1	106 0	32 0	0 0	200 0	3 0	8 0	3 0	0 0	14 0	214 0
ATMPT BURGLARY	26 0	76 0	24 0	0 0	126 0	0 0	5 0	3 0	0 0	8 0	134 0
MISC FORGERY	2 0	13 0	12 0	0 0	27 0	0 0	20 0	11 0	0 0	31 0	58 0
FORGERY 1ST DEGREE	233 3	2965 5	1659 6	0 0	4857 5	196 13	2852 18	1267 15	0 0	4315 17	9172 8
FORGERY 2ND DEGREE	25 0	219 0	49 0	0 0	293 0	6 0	83 1	26 0	0 0	115 0	408 0
BAD CHECKS	5 0	146 0	150 0	0 0	301 0	9 1	152 1	58 1	0 0	219 1	520 0
ILLEGAL USE-CREDIT C	3 0	8 0	9 0	0 0	20 0	0 0	14 0	3 0	0 0	17 0	37 0
THEFT CREDIT CARD	18 0	85 0	28 0	0 0	131 0	9 1	79 1	20 0	0 0	108 0	239 0
FORGERY CREDIT CARD	2 0	24 0	10 0	0 0	36 0	5 0	42 0	7 0	0 0	54 0	90 0
FRAUDULENT CREDIT CA	44 1	290 1	101 0	0 0	435 0	49 3	346 2	84 1	0 0	479 2	914 1
CRMNL POSS CREDIT CA	0 0	2 0	3 0	0 0	5 0	1 0	1 0	1 0	0 0	3 0	8 0
RECV GDS,SRVS FRAUD	1 0	6 0	8 0	0 0	15 0	0 0	15 0	11 0	0 0	26 0	41 0

(continued)

Probationer Statistical Profile

Sample: Active & admin probationers, not in facilities
Act probationers 03/31/2005

Requestor: Nancy Phillips, Statistician

Most serious offense by current age & sex (continued)

Most serious offense	M e n				Men % Total	W o m e n				Women % Total	Grand % Total
	age 00-21	age % 22-39	age % 40-98	age % UNKWN		age 00-21	age % 22-39	age % 40-98	age % UNKWN		
FINANCIAL IDENTITY F	3 0	32 0	13 0	0 0	48 0	6 0	50 0	15 0	0 0	71 0	119 0
TELECOMMUNICATIONS F	1 0	19 0	6 0	0 0	26 0	0 0	3 0	1 0	0 0	4 0	30 0
COMPUTER THEFT	1 0	7 0	0 0	0 0	8 0	0 0	10 0	2 0	0 0	12 0	20 0
COMPUTER TRESPASS	1 0	1 0	0 0	0 0	2 0	0 0	2 0	0 0	0 0	2 0	4 0
ATMPT FORGERY	0 0	3 0	0 0	0 0	3 0	0 0	0 0	3 0	0 0	3 0	6 0
FAILR PAY NATRL PRD/	0 0	1 0	1 0	0 0	2 0	0 0	0 0	0 0	0 0	0 0	2 0
FRAUDULENT ACCESS CO	1 0	27 0	9 0	0 0	37 0	2 0	39 0	6 0	0 0	47 0	84 0
MISC FRAUD	11 0	152 0	97 0	0 0	260 0	6 0	179 1	91 1	0 0	276 1	536 0
THEFT BY TAKING	539 7	2963 5	1663 6	0 0	5165 6	152 10	1796 11	967 11	0 0	2915 11	8080 7
THEFT BY DECEPTION	8 0	186 0	183 1	0 0	377 0	7 0	148 1	95 1	0 0	250 1	627 1
THEFT BY EXTORTION	0 0	6 0	2 0	0 0	8 0	0 0	3 0	3 0	0 0	6 0	14 0
THEFT OF LOST PROPER	2 0	9 0	10 0	0 0	21 0	0 0	7 0	4 0	0 0	11 0	32 0
THEFT BY REC STOLEN	507 7	1910 4	647 2	0 0	3064 3	39 3	280 2	75 1	0 0	394 2	3458 3
THEFT OF SERVICES	3 0	39 0	24 0	0 0	66 0	0 0	16 0	12 0	0 0	28 0	94 0
THEFT BY CONVERSION	6 0	176 0	235 1	0 0	417 0	1 0	132 1	82 1	0 0	215 1	632 1
THEFT OF TRADE SECRE	0 0	2 0	2 0	0 0	4 0	0 0	0 0	0 0	0 0	0 0	4 0
CONVSN PAYMNTS REAL	0 0	8 0	22 0	0 0	30 0	0 0	0 0	1 0	0 0	1 0	31 0
ATMPT THEFT BY TAKIN	4 0	2 0	1 0	0 0	7 0	0 0	2 0	1 0	0 0	3 0	10 0
THEFT MOTORVEH OR PA	86 1	406 1	175 1	0 0	667 1	16 1	58 0	14 0	0 0	88 0	755 1
THEFT OF LEASED PERS	0 0	1 0	2 0	0 0	3 0	0 0	3 0	0 0	0 0	3 0	6 0
THEFT BRING PROP IN	10 0	62 0	18 0	0 0	90 0	2 0	10 0	1 0	0 0	13 0	103 0
THEFT RECV PROP OUT	4 0	14 0	8 0	0 0	26 0	0 0	4 0	2 0	0 0	6 0	32 0
LIVESTOCK THEFT	0 0	7 0	3 0	0 0	10 0	0 0	1 0	0 0	0 0	1 0	11 0
THEFT BY SHOPLIFTING	76 1	512 1	441 1	0 0	1029 1	163 11	884 6	447 5	0 0	1494 6	2523 2
ENTERING VEHICLE	318 4	562 1	115 0	0 0	995 1	11 1	45 0	9 0	0 0	65 0	1060 1
STEAL ALTER PUBLIC D	0 0	0 0	0 0	0 0	0 0	0 0	0 0	1 0	0 0	1 0	1 0
ROBBERY	182 2	1137 2	326 1	0 0	1645 2	18 1	134 1	48 1	0 0	200 1	1845 2
ARMED ROBBERY	20 0	336 1	197 1	0 0	553 1	3 0	21 0	11 0	0 0	35 0	588 0
ROBBERY BY FORCE	3 0	13 0	3 0	0 0	19 0	3 0	2 0	0 0	0 0	5 0	24 0
ROBBERY BY INTIMIDAT	9 0	19 0	9 0	0 0	37 0	0 0	2 0	2 0	0 0	4 0	41 0
ROBBERY BY SUDDEN SN	1 0	11 0	7 0	0 0	19 0	0 0	1 0	0 0	0 0	1 0	20 0
HIJACKING MOTOR VEHI	1 0	1 0	0 0	0 0	2 0	0 0	1 0	0 0	0 0	1 0	3 0
ATMPT ROBBERY	15 0	59 0	24 0	0 0	98 0	3 0	7 0	3 0	0 0	13 0	111 0
ATMPT ARMED ROBBERY	12 0	41 0	10 0	0 0	63 0	0 0	2 0	0 0	0 0	2 0	65 0
MISC SEXUAL OFFENSE	9 0	60 0	52 0	0 0	121 0	0 0	0 0	1 0	0 0	1 0	122 0

(continued)

Probationer Statistical Profile

Sample: Active & admin probationers, not in facilities
Act probationers 03/31/2005

Requestor: Nancy Phillips, Statistician

Most serious offense by current age & sex (continued)

Most serious offense	M e n					W o m e n					Grand
	age 00-21	age % 22-39	age % 40-98	age % UNKWN	Men % Total	age % 00-21	age % 22-39	age % 40-98	age % UNKWN	Women % Total	
RAPE	3 0	95 0	104 0	0 0	202 0	0 0	1 0	0 0	0 0	1 0	203 0
SODOMY	4 0	21 0	42 0	0 0	67 0	0 0	2 0	0 0	0 0	2 0	69 0
AGGRAV SODOMY	0 0	36 0	78 0	0 0	114 0	0 0	0 0	1 0	0 0	1 0	115 0
BESTIALITY	0 0	1 0	3 0	0 0	4 0	0 0	0 0	0 0	0 0	0 0	4 0
INCEST	4 0	33 0	113 0	0 0	150 0	1 0	6 0	7 0	0 0	14 0	164 0
BIGAMY	0 0	9 0	3 0	0 0	12 0	0 0	0 0	1 0	0 0	1 0	13 0
AGGRAV SEXUAL BATTER	1 0	20 0	30 0	0 0	51 0	0 0	1 0	0 0	0 0	1 0	52 0
PANDERING BY COMPULS	0 0	3 0	3 0	0 0	6 0	1 0	0 0	0 0	0 0	1 0	7 0
STATUTORY RAPE	212 3	1164 2	139 0	0 0	1515 2	1 0	36 0	8 0	0 0	45 0	1560 1
CHILD MOLESTATION	95 1	956 2	1519 5	0 0	2570 3	6 0	47 0	35 0	0 0	88 0	2658 2
ENTICING CHILD-INDEC	19 0	118 0	138 0	0 0	275 0	3 0	14 0	3 0	0 0	20 0	295 0
AGGRAV CHILD MOLESTA	5 0	83 0	185 1	0 0	273 0	1 0	5 0	2 0	0 0	8 0	281 0
SEXL/ASLT/AGN/PERS/	1 0	25 0	15 0	0 0	41 0	0 0	9 0	5 0	0 0	14 0	55 0
SEXUAL ASLT BY THERA	0 0	1 0	0 0	0 0	1 0	0 0	0 0	0 0	0 0	0 0	1 0
SOLICIT SODOMY FROM	0 0	3 0	4 0	0 0	7 0	0 0	1 0	0 0	0 0	1 0	8 0
SEX OFFENDER FAIL RE	1 0	14 0	10 0	0 0	25 0	0 0	1 0	0 0	0 0	1 0	26 0
ATMPT RAPE	2 0	33 0	11 0	0 0	46 0	0 0	0 0	0 0	0 0	0 0	46 0
ATMPT SODOMY	0 0	1 0	2 0	0 0	3 0	0 0	0 0	0 0	0 0	0 0	3 0
ATMPT AGGRAV SODOMY	0 0	1 0	1 0	0 0	2 0	0 0	0 0	0 0	0 0	0 0	2 0
ATMPT CHILD MOLESTAT	0 0	2 0	2 0	0 0	4 0	0 0	0 0	0 0	0 0	0 0	4 0
AGG ASLT W ATMPT TO	3 0	10 0	1 0	0 0	14 0	0 0	0 0	0 0	0 0	0 0	14 0
STATUTORY RAPE,ATMPT	1 0	1 0	0 0	0 0	2 0	0 0	0 0	0 0	0 0	0 0	2 0
MISC OBSCENITY	0 0	1 0	4 0	0 0	5 0	0 0	0 0	0 0	0 0	0 0	5 0
DISTRIBUTING OBSCENE	0 0	1 0	2 0	0 0	3 0	0 0	1 0	1 0	0 0	2 0	5 0
DISTR MAT DEPICT NUD	0 0	3 0	2 0	0 0	5 0	0 0	0 0	0 0	0 0	0 0	5 0
PROV SEX MATER TO MI	0 0	0 0	2 0	0 0	2 0	0 0	0 0	0 0	0 0	0 0	2 0
MISC PUBLIC ORDER	1 0	3 0	2 0	0 0	6 0	0 0	1 0	5 0	0 0	6 0	12 0
INCITING TO INSURREC	0 0	1 0	2 0	0 0	3 0	0 0	0 0	0 0	0 0	0 0	3 0
FALSE SWEARNG WRITTN	3 0	34 0	19 0	0 0	56 0	1 0	23 0	9 0	0 0	33 0	89 0
ABUSE OF GOVT OFFICE	0 0	1 0	0 0	0 0	1 0	0 0	0 0	0 0	0 0	0 0	1 0
BRIBERY GOVT OFFICER	0 0	12 0	12 0	0 0	24 0	0 0	3 0	2 0	0 0	5 0	29 0
VIOL OATH PUBLIC OFF	0 0	5 0	3 0	0 0	8 0	0 0	0 0	1 0	0 0	1 0	9 0
INFLUENCE GOVT OFFIC	0 0	2 0	0 0	0 0	2 0	0 0	0 0	0 0	0 0	0 0	2 0
DEFRAUDING STATE	0 0	8 0	28 0	0 0	36 0	0 0	118 1	97 1	0 0	215 1	251 0
FALSE CERTIFICATES	1 0	6 0	4 0	0 0	11 0	0 0	4 0	0 0	0 0	4 0	15 0

(continued)

Probationer Statistical Profile

Sample: Active & admin probationers, not in facilities
Act probationers 03/31/2005

Requestor: Nancy Phillips, Statistician

Most serious offense by current age & sex (continued)

Most serious offense	M e n					W o m e n					Grand Total %
	age 00-21 %	age 22-39 %	age 40-98 %	age UNKWN %	Men % Total	age 00-21 %	age 22-39 %	age 40-98 %	age UNKWN %	Women % Total	
INFLUENCING WITNESS	1 0	11 0	3 0	0 0	15 0	0 0	6 0	0 0	0 0	6 0	21 0
OBSTR OF LAW ENF OFF	143 2	1224 2	468 2	0 0	1835 2	30 2	217 1	117 1	0 0	364 1	2199 2
TAMPERING WITH EVIDE	0 0	5 0	1 0	0 0	6 0	0 0	3 0	0 0	0 0	3 0	9 0
MISC JUDICIAL PROCEE	0 0	0 0	1 0	0 0	1 0	0 0	1 0	0 0	0 0	1 0	2 0
PERJURY	1 0	12 0	12 0	0 0	25 0	2 0	17 0	7 0	0 0	26 0	51 0
FALSE SWEARING	0 0	17 0	7 0	0 0	24 0	0 0	23 0	6 0	0 0	29 0	53 0
SUBORNATION OF PERJU	0 0	0 0	0 0	0 0	0 0	0 0	2 0	0 0	0 0	2 0	2 0
IMPERSONATION	1 0	4 0	1 0	0 0	6 0	0 0	10 0	2 0	0 0	12 0	18 0
IMPERSONATING OFFICE	1 0	34 0	24 0	0 0	59 0	0 0	5 0	2 0	0 0	7 0	66 0
BARRATRY	1 0	4 0	1 0	0 0	6 0	0 0	1 0	2 0	0 0	3 0	9 0
EMBRACERY	0 0	1 0	0 0	0 0	1 0	0 0	1 0	0 0	0 0	1 0	2 0
FALSE STATEMENTS GOV	23 0	95 0	42 0	0 0	160 0	6 0	79 1	31 0	0 0	116 0	276 0
IMPERSNTNG IN LEGAL	0 0	3 0	1 0	0 0	4 0	0 0	2 0	0 0	0 0	2 0	6 0
ESCAPE	1 0	90 0	41 0	0 0	132 0	1 0	10 0	8 0	0 0	19 0	151 0
AIDING ESCAPE	1 0	5 0	2 0	0 0	8 0	0 0	7 0	2 0	0 0	9 0	17 0
HINDERING APPREH OR	3 0	39 0	17 0	0 0	59 0	3 0	43 0	14 0	0 0	60 0	119 0
COMPOUNDING A CRIME	0 0	2 0	2 0	0 0	4 0	0 0	1 0	1 0	0 0	2 0	6 0
MUTINY IN PENAL INST	1 0	1 0	2 0	0 0	4 0	0 0	0 0	0 0	0 0	0 0	4 0
BAIL JUMPING	1 0	25 0	9 0	0 0	35 0	1 0	2 0	1 0	0 0	4 0	39 0
ATMPT ESCAPE	1 0	1 0	0 0	0 0	2 0	0 0	0 0	0 0	0 0	0 0	2 0
FALSE PUBLIC ALARM	11 0	20 0	3 0	0 0	34 0	2 0	3 0	4 0	0 0	9 0	43 0
CRMNL INTERFERE GOVT	44 1	185 0	87 0	0 0	316 0	3 0	15 0	20 0	0 0	38 0	354 0
MISC GAMBLING/RELATE	0 0	1 0	0 0	0 0	1 0	0 0	0 0	1 0	0 0	1 0	2 0
COMMERICAL GAMBLING	0 0	3 0	16 0	0 0	19 0	0 0	2 0	7 0	0 0	9 0	28 0
BRIBERY OF CONTESTAN	0 0	2 0	0 0	0 0	2 0	0 0	2 0	0 0	0 0	2 0	4 0
SOLICIT/ACCEPTING BR	0 0	1 0	1 0	0 0	2 0	0 0	0 0	0 0	0 0	0 0	2 0
GAMBLING ACT ON BUSI	0 0	0 0	2 0	0 0	2 0	0 0	0 0	1 0	0 0	1 0	3 0
DOGFIGHTING	1 0	10 0	4 0	0 0	15 0	0 0	0 0	1 0	0 0	1 0	16 0
LOTTERY VIOLATION	2 0	6 0	2 0	0 0	10 0	1 0	5 0	0 0	0 0	6 0	16 0
BUS HIJACKING	0 0	1 0	0 0	0 0	1 0	0 0	0 0	0 0	0 0	0 0	1 0
BOARDING BUS W/CONCL	0 0	1 0	0 0	0 0	1 0	0 0	0 0	0 0	0 0	0 0	1 0
REMOVAL BAGGAGE,CARG	1 0	2 0	0 0	0 0	3 0	0 0	0 0	0 0	0 0	0 0	3 0
CRUELTY TO CHILDREN	15 0	536 1	359 1	0 0	910 1	9 1	409 3	153 2	0 0	571 2	1481 1
ATMPT CRUELTY TO CHI	0 0	1 0	0 0	0 0	1 0	0 0	1 0	0 0	0 0	1 0	2 0
SEX EXPLOITATION CHI	4 0	25 0	30 0	0 0	59 0	0 0	5 0	2 0	0 0	7 0	66 0

(continued)

Probationer Statistical Profile

Sample: Active & admin probationers, not in facilities
Act probationers 03/31/2005

Requestor: Nancy Phillips, Statistician

Most serious offense by current age & sex (continued)

Most serious offense	M e n					W o m e n					Grand Total %
	age 00-21 %	age 22-39 %	age 40-98 %	age UNKWN %	Men % Total	age 00-21 %	age 22-39 %	age 40-98 %	age UNKWN %	Women % Total	
ABANDONMENT OF CHILD	0 0	33 0	39 0	0 0	72 0	0 0	1 0	1 0	0 0	2 0	74 0
UNLWFL AD ADOPT CHIL	0 0	0 0	0 0	0 0	0 0	0 0	1 0	0 0	0 0	1 0	1 0
CNTRBTNG DELINQUENCY	2 0	5 0	2 0	0 0	9 0	0 0	4 0	1 0	0 0	5 0	14 0
MISC WEAPON/EXPLOSIV	6 0	25 0	10 0	0 0	41 0	1 0	3 0	1 0	0 0	5 0	46 0
CARRY CONCEALED WEAP	18 0	47 0	5 0	0 0	70 0	2 0	0 0	2 0	0 0	4 0	74 0
CARRY PISTL WITHOUT	0 0	3 0	2 0	0 0	5 0	0 0	0 0	0 0	0 0	0 0	5 0
ALTER PISTL LICENSE	0 0	1 0	0 0	0 0	1 0	0 0	0 0	0 0	0 0	0 0	1 0
MACHINE GUN ACTIVITI	0 0	0 0	1 0	0 0	1 0	0 0	0 0	0 0	0 0	0 0	1 0
POSS OF FIREARM DUR	38 1	568 1	257 1	0 0	863 1	4 0	43 0	42 0	0 0	89 0	952 1
POSS KNIFE DURING CR	0 0	1 0	1 0	0 0	2 0	0 0	0 0	0 0	0 0	0 0	2 0
POSS OF CERTAIN WEAP	14 0	89 0	49 0	0 0	152 0	2 0	8 0	2 0	0 0	12 0	164 0
POSS FIREARM CONVCT	21 0	1024 2	959 3	0 0	2004 2	1 0	64 0	48 1	0 0	113 0	2117 2
CARRY WEAPON AT SCHO	69 1	54 0	6 0	0 0	129 0	18 1	4 0	2 0	0 0	24 0	153 0
GUARD LINE WITH WEAP	0 0	4 0	0 0	0 0	4 0	0 0	4 0	0 0	0 0	4 0	8 0
POSS WEAPON BY PRISO	0 0	2 0	0 0	0 0	2 0	1 0	1 0	0 0	0 0	2 0	4 0
MISUSE FIREARM HUNTI	0 0	2 0	2 0	0 0	4 0	0 0	0 0	0 0	0 0	0 0	4 0
CRUELTY TO ANIMALS	6 0	5 0	2 0	0 0	13 0	0 0	0 0	0 0	0 0	0 0	13 0
AGGRAV CRUELTY TO AN	1 0	3 0	5 0	0 0	9 0	0 0	0 0	0 0	0 0	0 0	9 0
MISC INVASION OF PRI	1 0	5 0	3 0	0 0	9 0	0 0	0 0	1 0	0 0	1 0	10 0
EAVESDROP & SURVEILL	0 0	9 0	13 0	0 0	22 0	0 0	0 0	0 0	0 0	0 0	22 0
PEEPING TOM	11 0	55 0	47 0	0 0	113 0	0 0	0 0	0 0	0 0	0 0	113 0
RACKETEERING	1 0	15 0	28 0	0 0	44 0	0 0	11 0	12 0	0 0	23 0	67 0
S/D NARCOTICS OPIATE	15 0	256 0	175 1	0 0	446 0	2 0	53 0	54 1	0 0	109 0	555 0
S/D DEP STIM CNTRF D	35 0	292 1	136 0	0 0	463 1	3 0	75 0	43 1	0 0	121 0	584 0
S/D OF LSD	0 0	23 0	0 0	0 0	23 0	0 0	1 0	1 0	0 0	2 0	25 0
S/D OF MARIJUANA	298 4	1906 4	464 2	0 0	2668 3	24 2	242 2	117 1	0 0	383 1	3051 3
S/D OF ALCOHOLIC IN	3 0	2 0	0 0	0 0	5 0	0 0	0 0	0 0	0 0	0 0	5 0
POSS NARCOTICS OPIAT	51 1	454 1	280 1	0 0	785 1	17 1	130 1	109 1	0 0	256 1	1041 1
POSS DEP STIM CNTRF	88 1	816 2	405 1	0 0	1309 1	39 3	339 2	181 2	0 0	559 2	1868 2
POSS OF LSD	3 0	42 0	4 0	0 0	49 0	0 0	2 0	1 0	0 0	3 0	52 0
POSS OF MARIJUANA	228 3	1381 3	451 1	0 0	2060 2	23 2	198 1	93 1	0 0	314 1	2374 2
ILLEGAL POSS/MANF LI	0 0	3 0	4 0	0 0	7 0	0 0	1 0	0 0	0 0	1 0	8 0
ILLEGAL ATTM TO OBT	3 0	51 0	52 0	0 0	106 0	1 0	94 1	79 1	0 0	174 1	280 0
VIOL GA CNTRL SBST A	912 12	8501 16	4214 14	0 0	13627 15	226 15	2348 15	1529 18	0 0	4103 16	17730 15
VIOL DNGROUS DRGS AC	7 0	65 0	35 0	0 0	107 0	2 0	29 0	14 0	0 0	45 0	152 0

(continued)

Probationer Statistical Profile

Sample: Active & admin probationers, not in facilities
Act probationers 03/31/2005

Requestor: Nancy Phillips, Statistician

Most serious offense by current age & sex (continued)

Most serious offense	M e n					W o m e n					Grand Total %
	age 00-21 %	age 22-39 %	age 40-98 %	age UNKWN %	Men % Total	age 00-21 %	age 22-39 %	age 40-98 %	age UNKWN %	Women % Total	
UNLWFL MFG/DEL/DIST	9 0	54 0	42 0	0 0	105 0	0 0	9 0	5 0	0 0	14 0	119 0
POSS DRUG RELATED MA	4 0	34 0	24 0	0 0	62 0	1 0	10 0	10 0	0 0	21 0	83 0
S/D CONT SUB PUBLIC	9 0	85 0	21 0	0 0	115 0	2 0	13 0	8 0	0 0	23 0	138 0
S/D CONT SUB SCHOOL	12 0	70 0	9 0	0 0	91 0	1 0	13 0	2 0	0 0	16 0	107 0
S/D COCAINE	178 2	2389 4	993 3	0 0	3560 4	23 2	297 2	237 3	0 0	557 2	4117 3
POSS OF COCAINE	409 6	4086 8	2647 9	0 0	7142 8	47 3	807 5	649 8	0 0	1503 6	8645 7
ATMPT VIOL SUBSTANCE	7 0	137 0	133 0	0 0	277 0	2 0	70 0	75 1	0 0	147 1	424 0
MISC DRUGS TRAFFICKI	3 0	52 0	34 0	0 0	89 0	2 0	16 0	6 0	0 0	24 0	113 0
TRAF COCAINE LESS 20	1 0	90 0	70 0	0 0	161 0	2 0	14 0	16 0	0 0	32 0	193 0
TRAF COCAINE 201-400	1 0	22 0	19 0	0 0	42 0	1 0	4 0	4 0	0 0	9 0	51 0
TRAF COCAINE 401+ GM	0 0	7 0	13 0	0 0	20 0	0 0	0 0	2 0	0 0	2 0	22 0
TRAF NARCOTIC LESS 1	0 0	1 0	1 0	0 0	2 0	0 0	2 0	0 0	0 0	2 0	4 0
TRAF NARCOTIC 15-28	0 0	3 0	1 0	0 0	4 0	0 0	1 0	1 0	0 0	2 0	6 0
TRAF NARCOTIC 29+ GM	0 0	2 0	1 0	0 0	3 0	0 0	0 0	1 0	0 0	1 0	4 0
TRAF MARIJNA 101-200	0 0	15 0	18 0	0 0	33 0	0 0	3 0	2 0	0 0	5 0	38 0
TRAF MARIJNA 2001-10	0 0	4 0	0 0	0 0	4 0	1 0	1 0	0 0	0 0	2 0	6 0
TRAF MARIJNA 10001+	0 0	4 0	1 0	0 0	5 0	0 0	0 0	0 0	0 0	0 0	5 0
TRAF METHAQUALONE< 4	0 0	3 0	6 0	0 0	9 0	0 0	3 0	2 0	0 0	5 0	14 0
TRAF METHAQUALONE>=4	0 0	2 0	3 0	0 0	5 0	0 0	0 0	2 0	0 0	2 0	7 0
TRAF AMPHTMINE 28-19	0 0	12 0	8 0	0 0	20 0	0 0	1 0	2 0	0 0	3 0	23 0
TRAF AMPHTMINE 200-3	1 0	2 0	6 0	0 0	9 0	0 0	0 0	0 0	0 0	0 0	9 0
TRAF AMPHTMINE 400+	0 0	0 0	0 0	0 0	0 0	0 0	1 0	0 0	0 0	1 0	1 0
CNSPIRE TRAFFIC CNTR	2 0	4 0	1 0	0 0	7 0	1 0	2 0	1 0	0 0	4 0	11 0
TRANSACTIONS DRUG OB	0 0	0 0	0 0	0 0	0 0	0 0	1 0	0 0	0 0	1 0	1 0
TRANSACTIONS CNTRFT	0 0	1 0	1 0	0 0	2 0	0 0	2 0	0 0	0 0	2 0	4 0
USE COMM FACLT VIO	2 0	4 0	9 0	0 0	15 0	2 0	3 0	5 0	0 0	10 0	25 0
ATT/CONSPRCY COMM C	0 0	31 0	12 0	0 0	43 0	1 0	14 0	11 0	0 0	26 0	69 0
UNAUTH DIST CONTRLLD	0 0	4 0	4 0	0 0	8 0	0 0	1 0	0 0	0 0	1 0	9 0
ILLGL DIST CONTRLLD	0 0	7 0	9 0	0 0	16 0	0 0	1 0	1 0	0 0	2 0	18 0
VIOL MOTOR VEHICLE L	4 0	134 0	98 0	0 0	236 0	1 0	29 0	19 0	0 0	49 0	285 0
ALTER CAR TITLE	88 1	602 1	403 1	0 0	1093 1	20 1	137 1	88 1	0 0	245 1	1338 1
CHOP SHOP VIOLATION	111 2	1302 2	913 3	0 0	2326 3	28 2	326 2	208 2	0 0	562 2	2888 2
DRVNG HABTL VIOLATOR	506 7	4380 8	2792 9	0 0	7678 8	58 4	737 5	509 6	0 0	1304 5	8982 8
HABIT TRAF VOIL/IMPA	86 1	617 1	407 1	0 0	1110 1	18 1	137 1	99 1	0 0	254 1	1364 1
HABIT TRAF VIOL/OTHE	294 4	1931 4	1020 3	0 0	3245 4	52 3	597 4	302 4	0 0	951 4	4196 4

(continued)

Probationer Statistical Profile

Sample: Active & admin probationers, not in facilities
Act probationers 03/31/2005

Requestor: Nancy Phillips, Statistician

Most serious offense by current age & sex (continued)

Most serious offense	M e n				W o m e n				Grand			
	age	age	age	age	age	age	age	age				
	00-21	% 22-39	% 40-98	% UNKWN	Men	% 00-21	% 22-39	% 40-98	% UNKWN	Women	% Total	% Total
SELL UNSTAMPED CIG/C	139 2	862 2	467 2	0 0	1468 2	43 3	273 2	180 2	0 0	496 2	1964 2	
TAMPER STAMPS	170 2	1250 2	665 2	0 0	2085 2	35 2	349 2	176 2	0 0	560 2	2645 2	
COUNTERFEIT STAMPS	257 4	1413 3	851 3	0 0	2521 3	55 4	551 3	283 3	0 0	889 3	3410 3	
DSTL ALCOHOL BEVERAG	108 1	1329 2	849 3	0 0	2286 2	37 2	445 3	242 3	0 0	724 3	3010 3	
MANUFAC ALTER STAMPS	214 3	733 1	384 1	0 0	1331 1	68 5	313 2	136 2	0 0	517 2	1848 2	
POSS UNAUTHORIZED ST	534 7	4209 8	2298 8	0 0	7041 8	90 6	1172 7	714 8	0 0	1976 8	9017 8	
POSS CONTRABAND ARTI	99 1	820 2	409 1	0 0	1328 1	20 1	313 2	156 2	0 0	489 2	1817 2	
TRNSPRT CONTRABAND A	74 1	604 1	350 1	0 0	1028 1	21 1	221 1	91 1	0 0	333 1	1361 1	
CONCEAL CONTRABAND	266 4	1500 3	806 3	0 0	2572 3	57 4	522 3	249 3	0 0	828 3	3400 3	
CONVYNCE HANDLE CONT	202 3	1762 3	1054 3	0 0	3018 3	32 2	466 3	262 3	0 0	760 3	3778 3	
MISC MRALS/PBLIC H/S	44 1	597 1	343 1	0 0	984 1	11 1	130 1	71 1	0 0	212 1	1196 1	
VIOL GAME AND FISH L	240 3	1602 3	822 3	0 0	2664 3	53 4	535 3	295 3	0 0	883 3	3547 3	
MISC CORRECTIONL INS	143 2	895 2	394 1	0 0	1432 2	28 2	263 2	148 2	0 0	439 2	1871 2	
VIOLATN OTHR STATES	191 3	1251 2	628 2	0 0	2070 2	44 3	491 3	248 3	0 0	783 3	2853 2	
IMMIGRATION VIOLATIO	430 6	2804 5	1377 5	0 0	4611 5	95 6	771 5	383 4	0 0	1249 5	5860 5	
CONSPIRACY	103 1	777 1	445 1	0 0	1325 1	17 1	282 2	100 1	0 0	399 2	1724 1	
INTERMARRIAGE CLOSE	159 2	1076 2	588 2	0 0	1823 2	39 3	349 2	190 2	0 0	578 2	2401 2	
CRMNL ATMPT	251 3	1849 3	1073 4	0 0	3173 3	28 2	599 4	308 4	0 0	935 4	4108 3	
AIRCRAFT HIJACKING	80 1	572 1	282 1	0 0	934 1	17 1	150 1	77 1	0 0	244 1	1178 1	
UNAUTH DIST RECRD DE	71 1	357 1	247 1	0 0	675 1	28 2	103 1	91 1	0 0	222 1	897 1	
NONPYMT AGR NVL STOR	120 2	854 2	560 2	0 0	1534 2	33 2	286 2	185 2	0 0	504 2	2038 2	
CRMNL SOLICITATION	59 1	628 1	392 1	0 0	1079 1	3 0	144 1	108 1	0 0	255 1	1334 1	
PARTY TO A CRIME	189 3	1453 3	840 3	0 0	2482 3	28 2	307 2	195 2	0 0	530 2	3012 3	
CRMNL TRESPASSING	89 1	537 1	273 1	0 0	899 1	19 1	169 1	96 1	0 0	284 1	1183 1	
HIRE JUVENILE SELL D	160 2	862 2	366 1	0 0	1388 2	42 3	275 2	121 1	0 0	438 2	1826 2	
GANG PARTICIPATION	76 1	748 1	357 1	0 0	1181 1	20 1	168 1	87 1	0 0	275 1	1456 1	
Total reported	12920	94220	51998	0	159138	2643	27371	14903	0	44917	204055	
Percent Reported	173.7	171.0	169.7		170.8	174.5	170.9	171.1		171.2	170.9	
NOT REPORTED	103	746	501	0	1350	14	269	153	0	436	1786	
Total	7440	55102	30647	0	93189	1515	16013	8708	0	26236	119425	

Probationer Statistical Profile

Sample: Active & admin probationers, not in facilities
Act probationers 03/31/2005

Requestor: Nancy Phillips, Statistician

Most serious crime type by current age & sex

Crime type	M e n				W o m e n				Grand		
	age 00-21	age 22-39	age 40-98	age UNKWN	Men Total	age 00-21	age 22-39	age 40-98		age UNKWN	Women Total
VIOL/PERSN	813 11	8936 16	5821 19	0 0	15570 17	164 11	1915 12	974 11	0 0	3053 12	18623 16
NVIOL/PERS	126 2	708 1	370 1	0 0	1204 1	25 2	69 0	58 1	0 0	152 1	1356 1
PROPERTY	3461 47	17349 31	8240 27	0 0	29050 31	822 54	8258 52	3814 44	0 0	12894 49	41944 35
DRUG SALES	567 8	5356 10	2060 7	0 0	7983 9	65 4	773 5	523 6	0 0	1361 5	9344 8
DRUG POSSN	1717 23	15607 28	8266 27	0 0	25590 27	359 24	4035 25	2747 32	0 0	7141 27	32731 27
ALCOHOL	3 0	6 0	6 0	0 0	15 0	0 0	2 0	0 0	0 0	2 0	17 0
HABIT/DUI	9 0	829 2	1186 4	0 0	2024 2	1 0	76 0	137 2	0 0	214 1	2238 2
SEX OFFEND	378 5	2778 5	2554 8	0 0	5710 6	13 1	129 1	65 1	0 0	207 1	5917 5
OTHER	366 5	3533 6	2144 7	0 0	6043 6	66 4	756 5	390 4	0 0	1212 5	7255 6
Total reported	7440	55102	30647	0	93189	1515	16013	8708	0	26236	119425
Percent Reported	100.0	100.0	100.0		100.0	100.0	100.0	100.0		100.0	100.0
NOT REPORTED	0	0	0	0	0	0	0	0	0	0	0
Total	7440	55102	30647	0	93189	1515	16013	8708	0	26236	119425