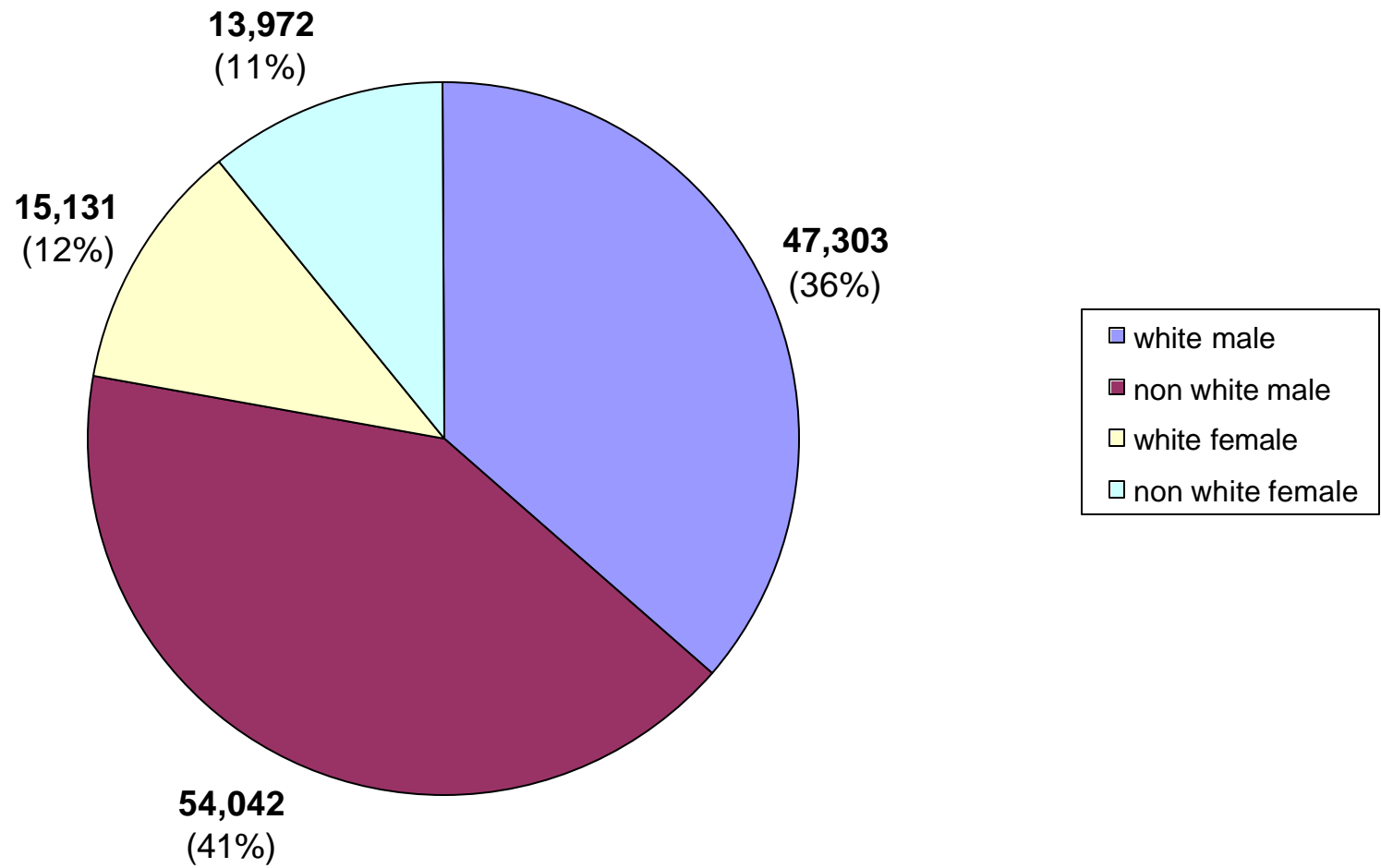
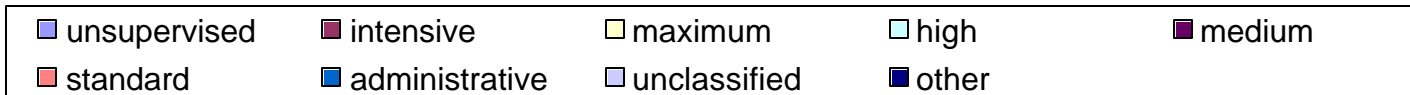
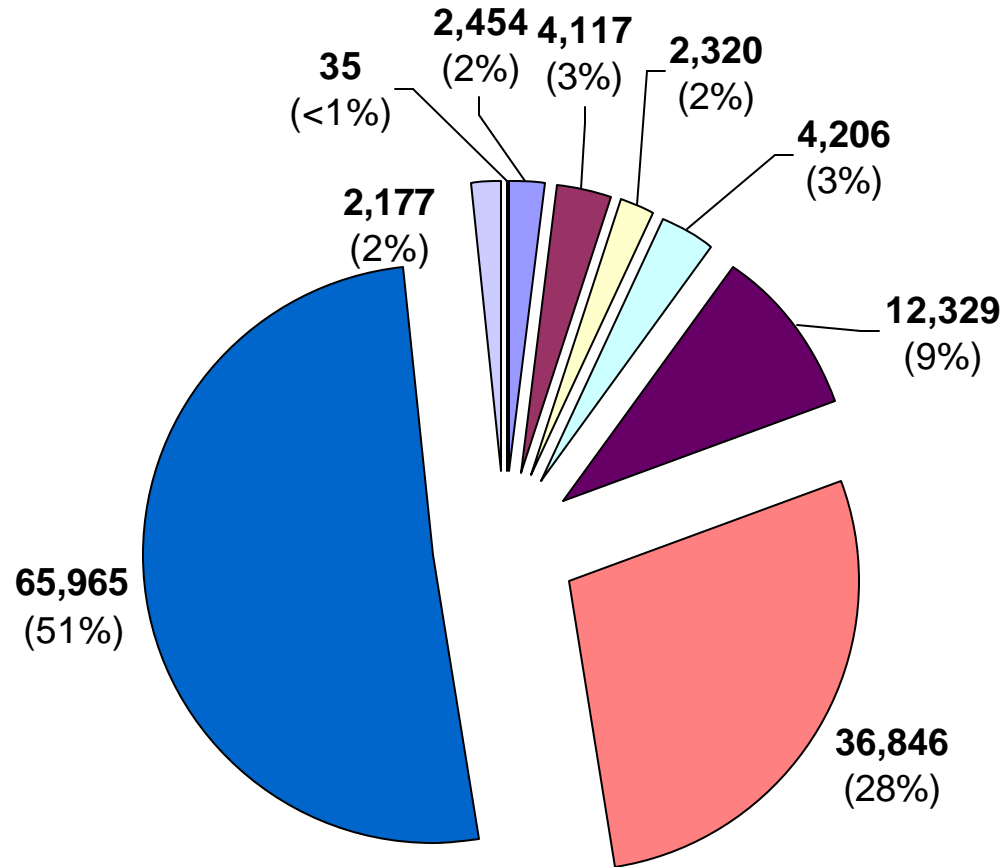


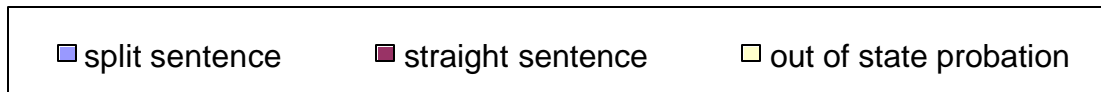
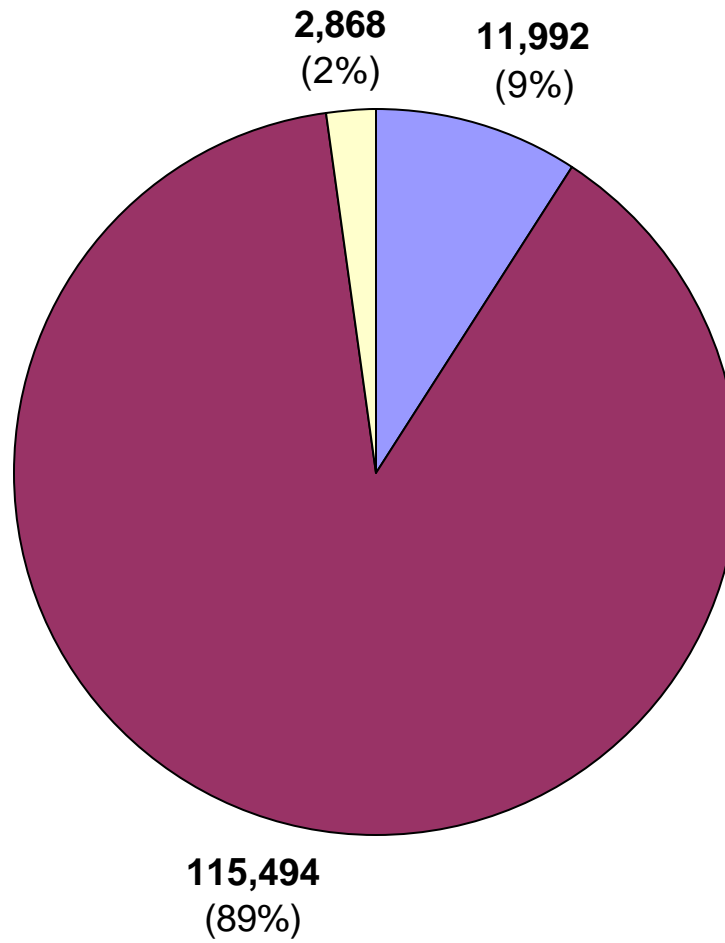
Active Street Probationers by Race & Gender



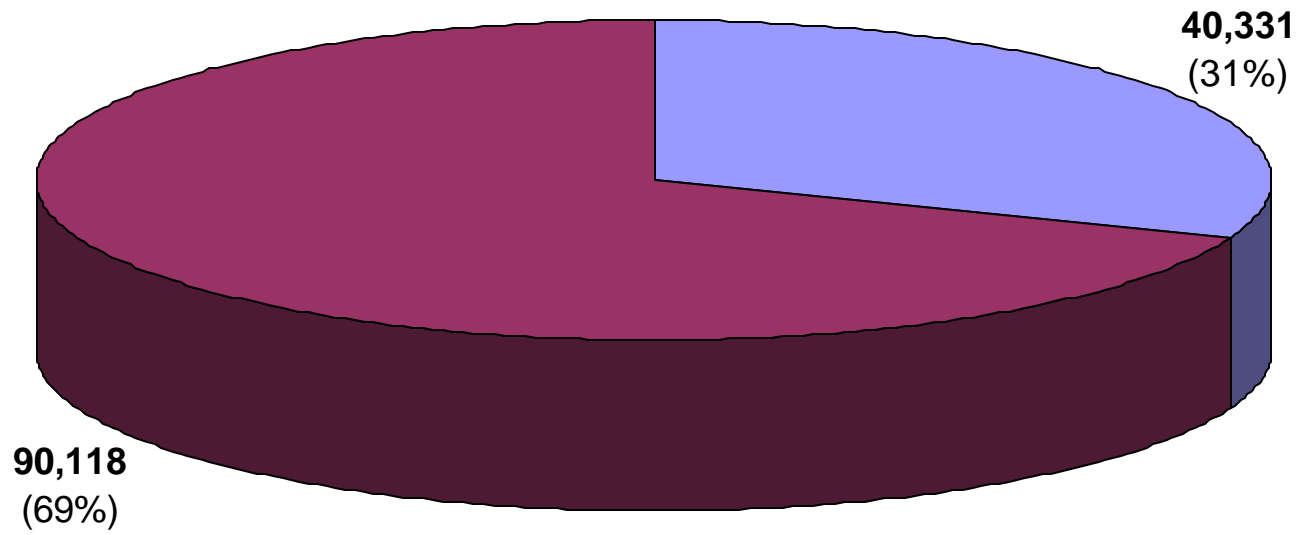
Active Street Probationers by Current Supervision



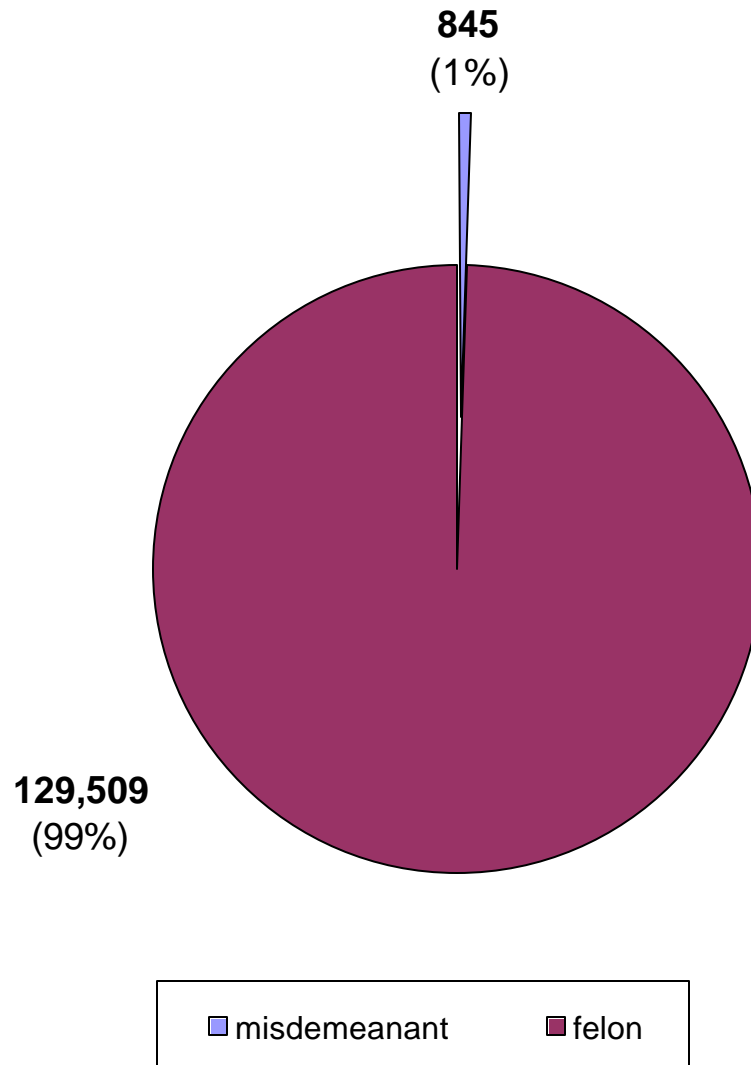
Active Street Probationers by Case Type



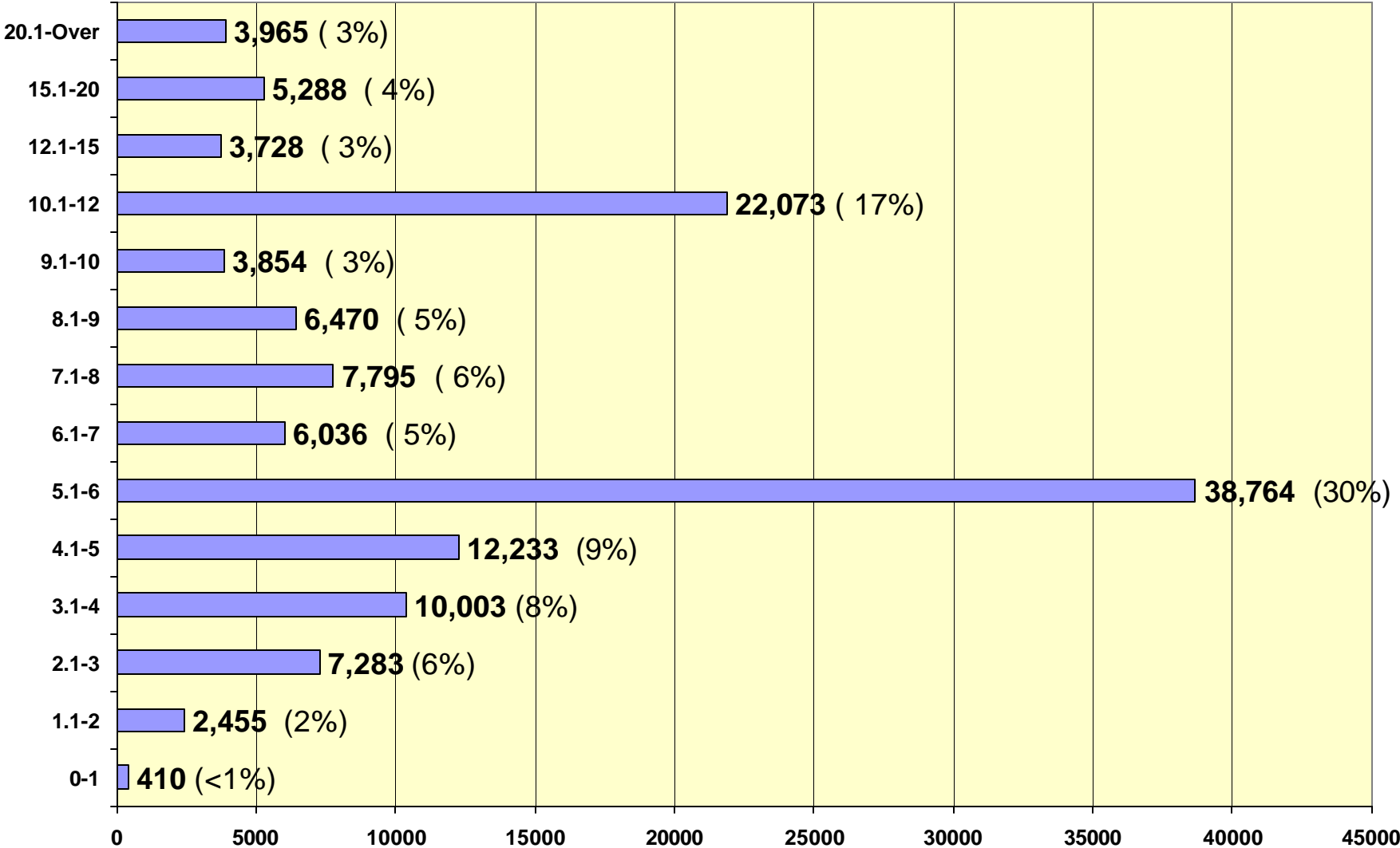
Active Street Probationers by Offender Status



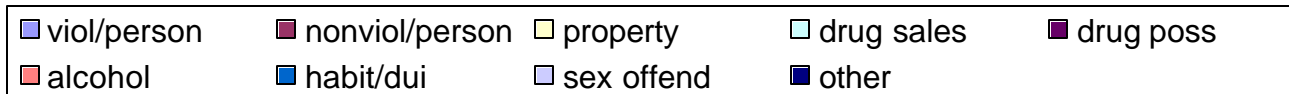
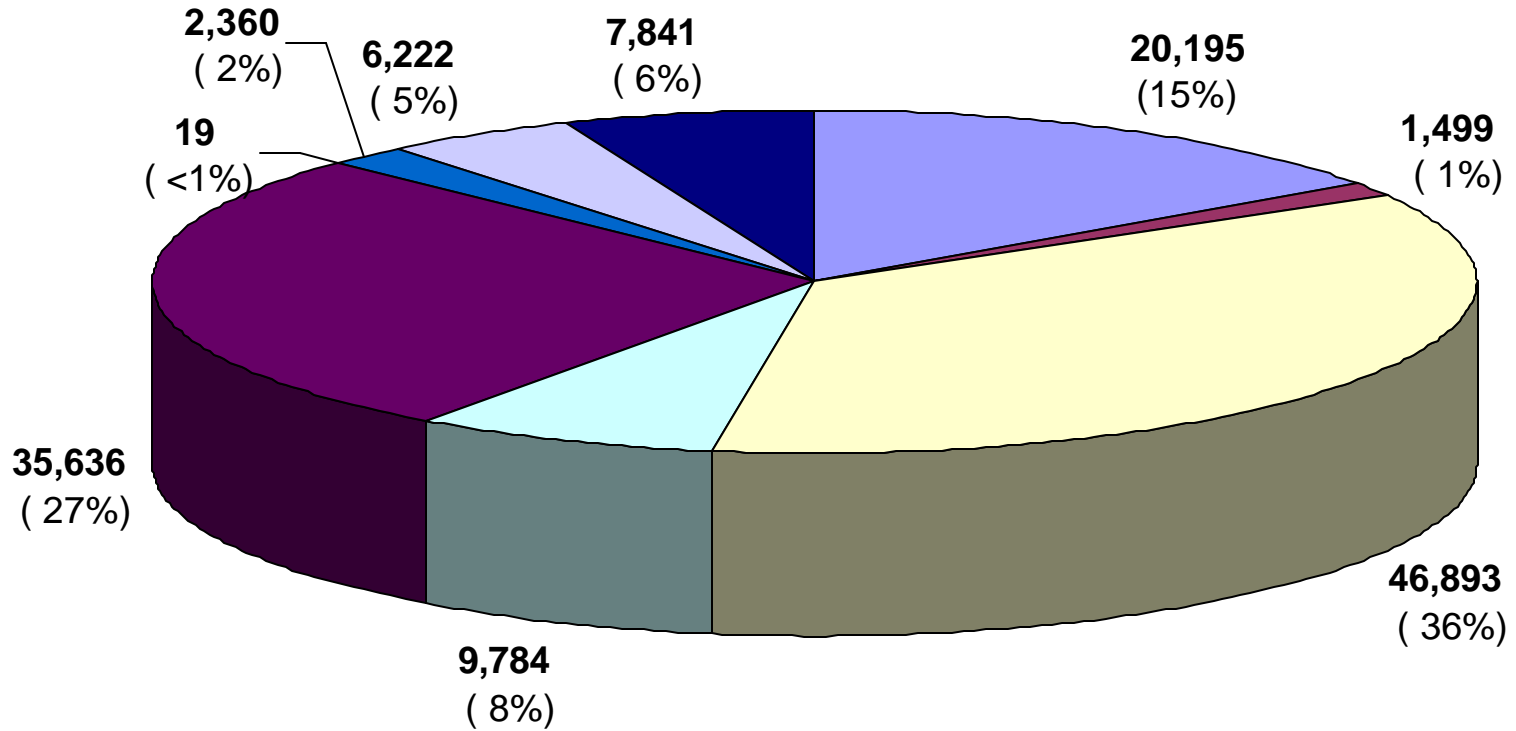
Active Street Probationers by Probationer Type



Active Street Probationers by Sentence Length



Active Street Probationers by Crime Type



Probationer Statistical Profile

Table of contents for Active & admin probationers, not in facilities

Title	Page
-----	-----
Race and sex	2
Current supervision type	3
County of conviction	4
Circuit of conviction	9
Circuit of supervision	11
Sentence length in years	13
Time served in years	14
Time left to serve	15
Case type	16
Release type	17
First offender status	18
Type probationer	19
Most serious crime by group	20
Most serious offense	21
Most serious crime type	31

Probationer Statistical Profile

Sample: Active & admin probationers, not in facilities
Act probationers 02/25/2005

Requestor: Nancy Phillips, Statistician

Race and sex by current age & sex

Race and sex	M e n					W o m e n					Grand Total %
	age 00-21 %	age 22-39 %	age 40-98 %	age UNKWN %	Men Total %	age 00-21 %	age 22-39 %	age 40-98 %	age UNKWN %	Women Total %	
WHITE MALE	4126 45	26819 45	16358 51	0 0	47303 47	0 0	0 0	0 0	0 0	0 0	47303 36
NON WHITE MALE	5102 55	33094 55	15846 49	0 0	54042 53	0 0	0 0	0 0	0 0	0 0	54042 41
WHITE FEMALE	0 0	0 0	0 0	0 0	0 0	1011 52	8893 50	5227 56	0 0	15131 52	15131 12
NON WHITE FEMALE	0 0	0 0	0 0	0 0	0 0	935 48	8941 50	4096 44	0 0	13972 48	13972 11
Total reported	9228	59913	32204	0	101345	1946	17834	9323	0	29103	130448
Percent Reported	100.0	100.0	100.0		100.0	100.0	100.0	100.0		100.0	100.0
NOT REPORTED	0	0	1	0	1	0	0	0	0	0	1
Total	9228	59913	32205	0	101346	1946	17834	9323	0	29103	130449
AVERAGE W-AGE	19.90	29.56	47.94	.00	34.52	20.02	30.23	46.54	.00	34.77	34.57

*** Average age excludes missing dates of birth

Probationer Statistical Profile

Sample: Active & admin probationers, not in facilities
Act probationers 02/25/2005

Requestor: Nancy Phillips, Statistician

Current supervision type by current age & sex

Curr supv type	M e n					W o m e n					Grand Total %
	age 00-21	age 22-39	age 40-98	age UNKWN	Men % Total	age 00-21	age 22-39	age 40-98	age UNKWN	Women % Total	
UNSUPERVISED	45 0	1177 2	721 2	0 0	1943 2	11 1	311 2	189 2	0 0	511 2	2454 2
WARRANT	0 0	0 0	0 0	0 0	0 0	0 0	0 0	0 0	0 0	0 0	0 0
BC AFTERCARE	0 0	0 0	0 0	0 0	0 0	0 0	0 0	0 0	0 0	0 0	0 0
HOME CONFINEMENT	0 0	0 0	0 0	0 0	0 0	0 0	0 0	0 0	0 0	0 0	0 0
INTENSIVE	654 7	1858 3	679 2	0 0	3191 3	107 5	585 3	234 3	0 0	926 3	4117 3
MAXIMUM	108 1	1133 2	756 2	0 0	1997 2	13 1	179 1	131 1	0 0	323 1	2320 2
HIGH	365 4	2105 4	1060 3	0 0	3530 3	30 2	408 2	238 3	0 0	676 2	4206 3
MEDIUM	1240 13	5813 10	2865 9	0 0	9918 10	211 11	1540 9	660 7	0 0	2411 8	12329 9
STANDARD	4417 48	15382 26	7640 24	0 0	27439 27	1151 59	5865 33	2391 26	0 0	9407 32	36846 28
ADMINISTRATIVE	2215 24	31328 52	17945 56	0 0	51488 51	406 21	8713 49	5358 57	0 0	14477 50	65965 51
FINANCIAL	0 0	0 0	35 0	0 0	35 0	0 0	0 0	0 0	0 0	0 0	35 0
OBSOLETE CODES	0 0	0 0	0 0	0 0	0 0	0 0	0 0	0 0	0 0	0 0	0 0
UNCLASSIFIED	184 2	1117 2	504 2	0 0	1805 2	17 1	233 1	122 1	0 0	372 1	2177 2
Total reported	9228	59913	32205	0	101346	1946	17834	9323	0	29103	130449
Percent Reported	100.0	100.0	100.0		100.0	100.0	100.0	100.0		100.0	100.0
NOT REPORTED	0	0	0	0	0	0	0	0	0	0	0
Total	9228	59913	32205	0	101346	1946	17834	9323	0	29103	130449

Probationer Statistical Profile

Sample: Active & admin probationers, not in facilities
Act probationers 02/25/2005

Requestor: Nancy Phillips, Statistician

County of conviction by current age & sex

County	M e n					W o m e n					Grand	
	age	age	age	age	Men	age	age	age	age	Women		Total
	00-21	% 22-39	% 40-98	% UNKWN	% Total	00-21	% 22-39	% 40-98	% UNKWN	% Total	Total	%
Appling	23 0	150 0	68 0	0 0	241 0	4 0	34 0	8 0	0 0	46 0	287 0	
Atkinson	16 0	74 0	39 0	0 0	129 0	2 0	17 0	9 0	0 0	28 0	157 0	
Bacon	11 0	65 0	44 0	0 0	120 0	3 0	12 0	7 0	0 0	22 0	142 0	
Baker	3 0	31 0	18 0	0 0	52 0	0 0	4 0	2 0	0 0	6 0	58 0	
Baldwin	89 1	523 1	281 1	0 0	893 1	11 1	136 1	80 1	0 0	227 1	1120 1	
Banks	14 0	121 0	79 0	0 0	214 0	1 0	47 0	26 0	0 0	74 0	288 0	
Barrow	38 0	304 1	192 1	0 0	534 1	13 1	111 1	75 1	0 0	199 1	733 1	
Bartow	88 1	986 2	561 2	0 0	1635 2	29 1	302 2	156 2	0 0	487 2	2122 2	
Ben Hill	25 0	182 0	108 0	0 0	315 0	5 0	65 0	27 0	0 0	97 0	412 0	
Berrien	22 0	132 0	102 0	0 0	256 0	12 1	36 0	17 0	0 0	65 0	321 0	
Bibb	220 2	1611 3	894 3	0 0	2725 3	37 2	533 3	260 3	0 0	830 3	3555 3	
Bleckley	27 0	133 0	61 0	0 0	221 0	6 0	46 0	20 0	0 0	72 0	293 0	
Brantley	15 0	53 0	40 0	0 0	108 0	5 0	19 0	5 0	0 0	29 0	137 0	
Brooks	24 0	130 0	55 0	0 0	209 0	4 0	21 0	14 0	0 0	39 0	248 0	
Bryan	22 0	102 0	42 0	0 0	166 0	3 0	24 0	15 0	0 0	42 0	208 0	
Bulloch	94 1	496 1	162 1	0 0	752 1	29 1	151 1	41 0	0 0	221 1	973 1	
Burke	33 0	123 0	54 0	0 0	210 0	3 0	27 0	18 0	0 0	48 0	258 0	
Butts	19 0	204 0	126 0	0 0	349 0	5 0	52 0	28 0	0 0	85 0	434 0	
Calhoun	3 0	70 0	38 0	0 0	111 0	0 0	14 0	12 0	0 0	26 0	137 0	
Camden	40 0	253 0	104 0	0 0	397 0	3 0	65 0	32 0	0 0	100 0	497 0	
Candler	4 0	72 0	32 0	0 0	108 0	0 0	28 0	15 0	0 0	43 0	151 0	
Carroll	91 1	489 1	232 1	0 0	812 1	16 1	168 1	88 1	0 0	272 1	1084 1	
Catoosa	63 1	335 1	177 1	0 0	575 1	19 1	121 1	66 1	0 0	206 1	781 1	
Charlton	9 0	48 0	35 0	0 0	92 0	1 0	10 0	9 0	0 0	20 0	112 0	
Chatham	303 3	1699 3	840 3	0 0	2842 3	68 3	583 3	299 3	0 0	950 3	3792 3	
Chattahoochee	3 0	24 0	17 0	0 0	44 0	0 0	9 0	2 0	0 0	11 0	55 0	
Chattooga	21 0	221 0	116 0	0 0	358 0	12 1	70 0	36 0	0 0	118 0	476 0	
Cherokee	169 2	957 2	512 2	0 0	1638 2	54 3	312 2	194 2	0 0	560 2	2198 2	
Clarke	117 1	579 1	265 1	0 0	961 1	11 1	172 1	73 1	0 0	256 1	1217 1	
Clay	6 0	47 0	27 0	0 0	80 0	2 0	9 0	6 0	0 0	17 0	97 0	
Clayton	291 3	865 1	416 1	0 0	1572 2	90 5	368 2	154 2	0 0	612 2	2184 2	
Clinch	12 0	105 0	62 0	0 0	179 0	3 0	33 0	16 0	0 0	52 0	231 0	
Cobb	685 7	4673 8	2434 8	0 0	7792 8	118 6	1327 7	760 8	0 0	2205 8	9997 8	
Coffee	21 0	245 0	137 0	0 0	403 0	4 0	57 0	37 0	0 0	98 0	501 0	

(continued)

Probationer Statistical Profile

Sample: Active & admin probationers, not in facilities
Act probationers 02/25/2005

Requestor: Nancy Phillips, Statistician

County of conviction by current age & sex (continued)

County	M e n					W o m e n					Grand Total %
	age 00-21	age % 22-39	age % 40-98	age % UNKWN	Men % Total	age 00-21	age % 22-39	age % 40-98	age % UNKWN	Women % Total	
Colquit	81 1	419 1	204 1	0 0	704 1	13 1	116 1	41 0	0 0	170 1	874 1
Columbia	77 1	330 1	138 0	0 0	545 1	8 0	89 0	61 1	0 0	158 1	703 1
Cook	30 0	245 0	150 0	0 0	425 0	2 0	53 0	38 0	0 0	93 0	518 0
Coweta	102 1	423 1	231 1	0 0	756 1	19 1	163 1	69 1	0 0	251 1	1007 1
Crawford	18 0	57 0	29 0	0 0	104 0	1 0	8 0	9 0	0 0	18 0	122 0
Crisp	38 0	294 0	146 0	0 0	478 0	19 1	120 1	38 0	0 0	177 1	655 1
Dade	29 0	184 0	93 0	0 0	306 0	5 0	68 0	30 0	0 0	103 0	409 0
Dawson	19 0	146 0	86 0	0 0	251 0	8 0	53 0	42 0	0 0	103 0	354 0
Decatur	31 0	318 1	196 1	0 0	545 1	4 0	122 1	53 1	0 0	179 1	724 1
DeKalb	446 5	2519 4	1274 4	0 0	4239 4	88 5	780 4	337 4	0 0	1205 4	5444 4
Dodge	20 0	128 0	77 0	0 0	225 0	8 0	40 0	22 0	0 0	70 0	295 0
Dooley	26 0	151 0	73 0	0 0	250 0	2 0	36 0	26 0	0 0	64 0	314 0
Dougherty	245 3	1925 3	1134 4	0 0	3304 3	58 3	523 3	294 3	0 0	875 3	4179 3
Douglas	175 2	1406 2	864 3	0 0	2445 2	65 3	543 3	294 3	0 0	902 3	3347 3
Early	24 0	173 0	88 0	0 0	285 0	2 0	46 0	20 0	0 0	68 0	353 0
Echols	0 0	14 0	16 0	0 0	30 0	2 0	0 0	1 0	0 0	3 0	33 0
Effingham	56 1	202 0	101 0	0 0	359 0	15 1	76 0	41 0	0 0	132 0	491 0
Elbert	14 0	161 0	109 0	0 0	284 0	3 0	36 0	30 0	0 0	69 0	353 0
Emanuel	23 0	125 0	56 0	0 0	204 0	6 0	32 0	17 0	0 0	55 0	259 0
Evans	9 0	64 0	34 0	0 0	107 0	6 0	13 0	8 0	0 0	27 0	134 0
Fannin	16 0	156 0	123 0	0 0	295 0	2 0	56 0	27 0	0 0	85 0	380 0
Fayette	60 1	385 1	184 1	0 0	629 1	10 1	172 1	78 1	0 0	260 1	889 1
Floyd	112 1	991 2	638 2	0 0	1741 2	37 2	373 2	215 2	0 0	625 2	2366 2
Forsyth	67 1	414 1	244 1	0 0	725 1	11 1	111 1	68 1	0 0	190 1	915 1
Franklin	24 0	159 0	111 0	0 0	294 0	1 0	43 0	24 0	0 0	68 0	362 0
Fulton	670 7	4310 7	2188 7	0 0	7168 7	73 4	801 4	467 5	0 0	1341 5	8509 7
Gilmer	23 0	216 0	145 0	0 0	384 0	4 0	73 0	50 1	0 0	127 0	511 0
Glascocock	3 0	11 0	7 0	0 0	21 0	0 0	2 0	1 0	0 0	3 0	24 0
Glynn	75 1	582 1	298 1	0 0	955 1	15 1	176 1	97 1	0 0	288 1	1243 1
Gordon	50 1	454 1	280 1	0 0	784 1	19 1	167 1	105 1	0 0	291 1	1075 1
Grady	31 0	257 0	131 0	0 0	419 0	4 0	52 0	32 0	0 0	88 0	507 0
Greene	21 0	212 0	76 0	0 0	309 0	0 0	45 0	18 0	0 0	63 0	372 0
Gwinnett	510 6	3114 5	1475 5	0 0	5099 5	116 6	873 5	443 5	0 0	1432 5	6531 5
Habersham	38 0	170 0	94 0	0 0	302 0	13 1	54 0	33 0	0 0	100 0	402 0
Hall	137 1	826 1	515 2	0 0	1478 1	33 2	291 2	160 2	0 0	484 2	1962 2

(continued)

Probationer Statistical Profile

Sample: Active & admin probationers, not in facilities
Act probationers 02/25/2005

Requestor: Nancy Phillips, Statistician

County of conviction by current age & sex (continued)

County	M e n				Men % Total	W o m e n				Women % Total	Grand % Total
	age 00-21	age % 22-39	age % 40-98	age % UNKWN		age 00-21	age % 22-39	age % 40-98	age % UNKWN		
Hancock	12 0	66 0	43 0	0 0	121 0	0 0	14 0	8 0	0 0	22 0	143 0
Haralson	23 0	174 0	150 0	0 0	347 0	4 0	43 0	30 0	0 0	77 0	424 0
Harris	30 0	102 0	76 0	0 0	208 0	2 0	25 0	15 0	0 0	42 0	250 0
Hart	6 0	146 0	66 0	0 0	218 0	0 0	35 0	24 0	0 0	59 0	277 0
Heard	6 0	45 0	31 0	0 0	82 0	2 0	12 0	7 0	0 0	21 0	103 0
Henry	205 2	976 2	402 1	0 0	1583 2	39 2	301 2	145 2	0 0	485 2	2068 2
Houston	135 1	847 1	461 1	0 0	1443 1	25 1	307 2	99 1	0 0	431 1	1874 1
Irwin	19 0	92 0	69 0	0 0	180 0	2 0	14 0	7 0	0 0	23 0	203 0
Jackson	57 1	375 1	232 1	0 0	664 1	8 0	116 1	63 1	0 0	187 1	851 1
Jasper	18 0	82 0	55 0	0 0	155 0	2 0	12 0	15 0	0 0	29 0	184 0
Jeff Davis	16 0	115 0	68 0	0 0	199 0	4 0	23 0	14 0	0 0	41 0	240 0
Jefferson	16 0	133 0	62 0	0 0	211 0	2 0	21 0	9 0	0 0	32 0	243 0
Jenkins	14 0	81 0	36 0	0 0	131 0	2 0	23 0	6 0	0 0	31 0	162 0
Johnson	5 0	71 0	31 0	0 0	107 0	1 0	12 0	9 0	0 0	22 0	129 0
Jones	42 0	239 0	130 0	0 0	411 0	7 0	48 0	29 0	0 0	84 0	495 0
Lamar	17 0	203 0	87 0	0 0	307 0	7 0	43 0	19 0	0 0	69 0	376 0
Lanier	13 0	89 0	59 0	0 0	161 0	3 0	13 0	9 0	0 0	25 0	186 0
Laurens	37 0	428 1	237 1	0 0	702 1	9 0	100 1	44 0	0 0	153 1	855 1
Lee	28 0	257 0	152 0	0 0	437 0	13 1	49 0	25 0	0 0	87 0	524 0
Liberty	35 0	195 0	65 0	0 0	295 0	6 0	57 0	26 0	0 0	89 0	384 0
Lincoln	8 0	72 0	38 0	0 0	118 0	2 0	9 0	13 0	0 0	24 0	142 0
Long	11 0	38 0	26 0	0 0	75 0	2 0	8 0	7 0	0 0	17 0	92 0
Lowndes	187 2	1285 2	562 2	0 0	2034 2	43 2	351 2	168 2	0 0	562 2	2596 2
Lumpkin	15 0	177 0	106 0	0 0	298 0	7 0	51 0	25 0	0 0	83 0	381 0
Macon	20 0	140 0	137 0	0 0	297 0	1 0	22 0	17 0	0 0	40 0	337 0
Madison	20 0	139 0	88 0	0 0	247 0	5 0	35 0	24 0	0 0	64 0	311 0
Marion	12 0	51 0	33 0	0 0	96 0	0 0	12 0	7 0	0 0	19 0	115 0
McDuffie	24 0	155 0	85 0	0 0	264 0	8 0	43 0	19 0	0 0	70 0	334 0
McIntosh	13 0	69 0	45 0	0 0	127 0	2 0	23 0	13 0	0 0	38 0	165 0
Meriwether	30 0	157 0	100 0	0 0	287 0	4 0	47 0	23 0	0 0	74 0	361 0
Miller	20 0	105 0	42 0	0 0	167 0	3 0	17 0	9 0	0 0	29 0	196 0
Mitchell	32 0	295 0	127 0	0 0	454 0	7 0	82 0	31 0	0 0	113 0	567 0
Monroe	18 0	177 0	97 0	0 0	292 0	7 0	54 0	19 0	0 0	80 0	372 0
Montgomery	14 0	74 0	27 0	0 0	115 0	0 0	19 0	11 0	0 0	30 0	145 0
Morgan	6 0	129 0	86 0	0 0	221 0	2 0	19 0	14 0	0 0	35 0	256 0

(continued)

Probationer Statistical Profile

Sample: Active & admin probationers, not in facilities
Act probationers 02/25/2005

Requestor: Nancy Phillips, Statistician

County of conviction by current age & sex (continued)

County	M e n					W o m e n					Grand Total %
	age 00-21 %	age 22-39 %	age 40-98 %	age UNKWN %	Men Total %	age 00-21 %	age 22-39 %	age 40-98 %	age UNKWN %	Women Total %	
Murray	23 0	190 0	71 0	0 0	284 0	3 0	46 0	22 0	0 0	71 0	355 0
Muscogee	237 3	1221 2	675 2	0 0	2133 2	63 3	522 3	265 3	0 0	850 3	2983 2
Newton	80 1	711 1	508 2	0 0	1299 1	19 1	188 1	132 1	0 0	339 1	1638 1
Oconee	13 0	64 0	34 0	0 0	111 0	1 0	23 0	10 0	0 0	34 0	145 0
Oglethorpe	4 0	73 0	34 0	0 0	111 0	0 0	9 0	7 0	0 0	16 0	127 0
Paulding	91 1	447 1	256 1	0 0	794 1	15 1	92 1	64 1	0 0	171 1	965 1
Peach	39 0	172 0	87 0	0 0	298 0	2 0	41 0	18 0	0 0	61 0	359 0
Pickens	11 0	138 0	101 0	0 0	250 0	2 0	64 0	33 0	0 0	99 0	349 0
Pierce	6 0	52 0	23 0	0 0	81 0	2 0	14 0	14 0	0 0	30 0	111 0
Pike	6 0	54 0	24 0	0 0	84 0	1 0	8 0	5 0	0 0	14 0	98 0
Polk	22 0	344 1	246 1	0 0	612 1	2 0	66 0	63 1	0 0	131 0	743 1
Pulaski	16 0	68 0	28 0	0 0	112 0	5 0	20 0	15 0	0 0	40 0	152 0
Putnam	24 0	198 0	141 0	0 0	363 0	7 0	41 0	29 0	0 0	77 0	440 0
Quitman	5 0	28 0	14 0	0 0	47 0	2 0	7 0	4 0	0 0	13 0	60 0
Rabun	14 0	89 0	65 0	0 0	168 0	7 0	21 0	27 0	0 0	55 0	223 0
Randolph	16 0	117 0	53 0	0 0	186 0	1 0	35 0	16 0	0 0	52 0	238 0
Richmond	224 2	1385 2	677 2	0 0	2286 2	49 3	509 3	230 2	0 0	788 3	3074 2
Rockdale	74 1	383 1	185 1	0 0	642 1	16 1	160 1	61 1	0 0	237 1	879 1
Schley	4 0	56 0	41 0	0 0	101 0	1 0	16 0	4 0	0 0	21 0	122 0
Screven	28 0	128 0	79 0	0 0	235 0	5 0	55 0	32 0	0 0	92 0	327 0
Seminole	15 0	144 0	85 0	0 0	244 0	6 0	39 0	13 0	0 0	58 0	302 0
Spalding	86 1	508 1	248 1	0 0	842 1	26 1	221 1	114 1	0 0	361 1	1203 1
Stephens	43 0	139 0	104 0	0 0	286 0	10 1	41 0	31 0	0 0	82 0	368 0
Stewart	1 0	74 0	48 0	0 0	123 0	0 0	12 0	14 0	0 0	26 0	149 0
Sumter	65 1	531 1	392 1	0 0	988 1	10 1	155 1	97 1	0 0	262 1	1250 1
Talbot	5 0	40 0	35 0	0 0	80 0	1 0	5 0	5 0	0 0	11 0	91 0
Taliaferro	5 0	19 0	8 0	0 0	32 0	0 0	2 0	4 0	0 0	6 0	38 0
Tattnall	16 0	80 0	58 0	0 0	154 0	5 0	21 0	20 0	0 0	46 0	200 0
Taylor	13 0	78 0	42 0	0 0	133 0	4 0	12 0	4 0	0 0	20 0	153 0
Telfair	17 0	132 0	60 0	0 0	209 0	4 0	50 0	25 0	0 0	79 0	288 0
Terrell	18 0	187 0	58 0	0 0	263 0	9 0	34 0	23 0	0 0	66 0	329 0
Thomas	109 1	720 1	351 1	0 0	1180 1	19 1	190 1	92 1	0 0	301 1	1481 1
Tift	35 0	391 1	223 1	0 0	649 1	4 0	92 1	54 1	0 0	150 1	799 1
Toombs	22 0	176 0	77 0	0 0	275 0	8 0	57 0	32 0	0 0	97 0	372 0
Towns	5 0	46 0	24 0	0 0	75 0	0 0	13 0	8 0	0 0	21 0	96 0

(continued)

Probationer Statistical Profile

Sample: Active & admin probationers, not in facilities
Act probationers 02/25/2005

Requestor: Nancy Phillips, Statistician

County of conviction by current age & sex (continued)

County	M e n					W o m e n					Grand Total %
	age 00-21 %	age 22-39 %	age 40-98 %	age UNKWN %	Men Total %	age 00-21 %	age 22-39 %	age 40-98 %	age UNKWN %	Women Total %	
Treutlen	7 0	70 0	39 0	0 0	116 0	1 0	12 0	10 0	0 0	23 0	139 0
Troup	91 1	515 1	252 1	0 0	858 1	26 1	198 1	82 1	0 0	306 1	1164 1
Turner	13 0	102 0	42 0	0 0	157 0	1 0	16 0	8 0	0 0	25 0	182 0
Twiggs	7 0	61 0	43 0	0 0	111 0	0 0	27 0	11 0	0 0	38 0	149 0
Union	15 0	82 0	44 0	0 0	141 0	2 0	25 0	18 0	0 0	45 0	186 0
Upson	33 0	191 0	79 0	0 0	303 0	7 0	59 0	23 0	0 0	89 0	392 0
Walker	72 1	389 1	211 1	0 0	672 1	15 1	134 1	72 1	0 0	221 1	893 1
Walton	65 1	673 1	449 1	0 0	1187 1	14 1	159 1	91 1	0 0	264 1	1451 1
Ware	36 0	205 0	142 0	0 0	383 0	4 0	73 0	40 0	0 0	117 0	500 0
Warren	3 0	46 0	28 0	0 0	77 0	2 0	4 0	2 0	0 0	8 0	85 0
Washington	20 0	106 0	60 0	0 0	186 0	6 0	25 0	10 0	0 0	41 0	227 0
Wayne	53 1	228 0	156 0	0 0	437 0	13 1	82 0	40 0	0 0	135 0	572 0
Webster	12 0	32 0	38 0	0 0	82 0	1 0	7 0	5 0	0 0	13 0	95 0
Wheeler	2 0	36 0	28 0	0 0	66 0	2 0	11 0	9 0	0 0	22 0	88 0
White	8 0	130 0	93 0	0 0	231 0	2 0	39 0	19 0	0 0	60 0	291 0
Whitfield	102 1	681 1	351 1	0 0	1134 1	21 1	293 2	137 1	0 0	451 2	1585 1
Wilcox	8 0	51 0	33 0	0 0	92 0	3 0	13 0	7 0	0 0	23 0	115 0
Wilkes	11 0	97 0	56 0	0 0	164 0	1 0	22 0	15 0	0 0	38 0	202 0
Wilkinson	15 0	89 0	52 0	0 0	156 0	3 0	19 0	14 0	0 0	36 0	192 0
Worth	20 0	189 0	112 0	0 0	321 0	0 0	33 0	24 0	0 0	57 0	378 0
Out of state	158 2	1331 2	652 2	0 0	2141 2	44 2	453 3	198 2	0 0	695 2	2836 2
Total reported	9228	59909	32204	0	101341	1946	17834	9321	0	29101	130442
Percent Reported	100.0	100.0	100.0		100.0	100.0	100.0	100.0		100.0	100.0
Not reported	0	4	1	0	5	0	0	2	0	2	7
Total	9228	59913	32205	0	101346	1946	17834	9323	0	29103	130449

Probationer Statistical Profile

Sample: Active & admin probationers, not in facilities
Act probationers 02/25/2005

Requestor: Nancy Phillips, Statistician

Circuit of conviction by current age & sex

Circuit of conv	M e n					W o m e n					Grand											
	age	age	age	age	Men	age	age	age	age	Women												
	00-21	%	22-39	%	40-98	%	UNKWN	%	Total	%	00-21	%	22-39	%	40-98	%	UNKWN	%	Total	%		
Alapaha	99	1	681	1	425	1	0	0	1205	1	23	1	165	1	96	1	0	0	284	1	1489	1
Alcovy	145	2	1384	2	958	3	0	0	2487	3	33	2	347	2	224	2	0	0	604	2	3091	2
Atlanta	697	8	4437	8	2276	7	0	0	7410	7	78	4	865	5	505	6	0	0	1448	5	8858	7
Atlantic	106	1	549	1	270	1	0	0	925	1	24	1	146	1	89	1	0	0	259	1	1184	1
Augusta	335	4	1855	3	871	3	0	0	3061	3	60	3	625	4	309	3	0	0	994	3	4055	3
Blue Ridge	169	2	958	2	512	2	0	0	1639	2	54	3	312	2	194	2	0	0	560	2	2199	2
Brunswick	207	2	1337	2	703	2	0	0	2247	2	39	2	382	2	194	2	0	0	615	2	2862	2
Chattahoochee	307	3	1524	3	881	3	0	0	2712	3	72	4	590	3	299	3	0	0	961	3	3673	3
Cherokee	144	2	1443	2	845	3	0	0	2432	2	48	3	469	3	262	3	0	0	779	3	3211	3
Clayton	291	3	863	1	414	1	0	0	1568	2	90	5	367	2	154	2	0	0	611	2	2179	2
Cobb	685	8	4671	8	2433	8	0	0	7789	8	118	6	1325	8	758	8	0	0	2201	8	9990	8
Conasauga	133	1	902	2	439	1	0	0	1474	1	26	1	352	2	167	2	0	0	545	2	2019	2
Cordele	97	1	678	1	360	1	0	0	1135	1	29	2	234	1	98	1	0	0	361	1	1496	1
Coweta	320	4	1629	3	846	3	0	0	2795	3	67	4	588	3	269	3	0	0	924	3	3719	3
Dougherty	245	3	1925	3	1134	4	0	0	3304	3	58	3	523	3	294	3	0	0	875	3	4179	3
Dublin	56	1	630	1	350	1	0	0	1036	1	11	1	151	1	74	1	0	0	236	1	1272	1
Eastern	303	3	1699	3	839	3	0	0	2841	3	68	4	582	3	298	3	0	0	948	3	3789	3
Flint	205	2	976	2	402	1	0	0	1583	2	39	2	301	2	145	2	0	0	485	2	2068	2
Griffin	185	2	1138	2	535	2	0	0	1858	2	44	2	460	3	220	2	0	0	724	3	2582	2
Gwinnett	510	6	3113	5	1475	5	0	0	5098	5	116	6	873	5	443	5	0	0	1432	5	6530	5
Houston	135	1	847	1	461	1	0	0	1443	1	25	1	307	2	99	1	0	0	431	2	1874	1
Lookout Mountain	185	2	1129	2	597	2	0	0	1911	2	51	3	393	2	204	2	0	0	648	2	2559	2
Macon	277	3	1840	3	1010	3	0	0	3127	3	40	2	582	3	287	3	0	0	909	3	4036	3
Middle	85	1	612	1	287	1	0	0	984	1	22	1	163	1	83	1	0	0	268	1	1252	1
Mountain	95	1	398	1	263	1	0	0	756	1	30	2	116	1	91	1	0	0	237	1	993	1
Northeastern	156	2	972	2	601	2	0	0	1729	2	41	2	344	2	202	2	0	0	587	2	2316	2
Northern	68	1	678	1	408	1	0	0	1154	1	9	0	158	1	109	1	0	0	276	1	1430	1
Ocmulgee	227	3	1538	3	864	3	0	0	2629	3	32	2	334	2	207	2	0	0	573	2	3202	3
Oconee	96	1	571	1	281	1	0	0	948	1	25	1	186	1	102	1	0	0	313	1	1261	1
Ogeechee	192	2	907	2	378	1	0	0	1477	1	51	3	305	2	120	1	0	0	476	2	1953	2
Pataula	104	1	801	1	367	1	0	0	1272	1	25	1	187	1	91	1	0	0	303	1	1575	1
Piedmont	109	1	800	1	503	2	0	0	1412	1	22	1	274	2	164	2	0	0	460	2	1872	1
Rome	112	1	991	2	638	2	0	0	1741	2	37	2	373	2	215	2	0	0	625	2	2366	2
South Georgia	100	1	971	2	510	2	0	0	1581	2	8	0	274	2	130	1	0	0	412	1	1993	2

(continued)

Probationer Statistical Profile

Sample: Active & admin probationers, not in facilities
Act probationers 02/25/2005

Requestor: Nancy Phillips, Statistician

Circuit of conviction by current age & sex (continued)

Circuit of conv	M e n					W o m e n					Grand Total %
	age 00-21	age % 22-39	age % 40-98	age % UNKWN	Men % Total	age 00-21	age % 22-39	age % 40-98	age % UNKWN	Women % Total	
Southern	401 4	2568 4	1188 4	0 0	4157 4	81 4	678 4	316 3	0 0	1075 4	5232 4
Southwestern	130 1	1090 2	808 3	0 0	2028 2	26 1	261 2	162 2	0 0	449 2	2477 2
Stone Mountain	446 5	2519 4	1274 4	0 0	4239 4	88 5	780 4	337 4	0 0	1205 4	5444 4
Tallapoosa	45 0	518 1	396 1	0 0	959 1	6 0	109 1	93 1	0 0	208 1	1167 1
Tifton	87 1	774 1	446 1	0 0	1307 1	7 0	155 1	93 1	0 0	255 1	1562 1
Toombs	54 1	400 1	222 1	0 0	676 1	13 1	82 0	54 1	0 0	149 1	825 1
Waycross	98 1	668 1	421 1	0 0	1187 1	19 1	185 1	112 1	0 0	316 1	1503 1
Western	130 1	643 1	299 1	0 0	1072 1	12 1	195 1	83 1	0 0	290 1	1362 1
Rockdale	74 1	383 1	185 1	0 0	642 1	16 1	160 1	61 1	0 0	237 1	879 1
Douglas	175 2	1406 2	864 3	0 0	2445 2	65 3	543 3	294 3	0 0	902 3	3347 3
Appalachian	50 1	510 1	369 1	0 0	929 1	8 0	193 1	110 1	0 0	311 1	1240 1
Enotah	43 0	435 1	267 1	0 0	745 1	11 1	128 1	70 1	0 0	209 1	954 1
Bell-Forsyth	67 1	414 1	244 1	0 0	725 1	11 1	111 1	68 1	0 0	190 1	915 1
Towaliga	54 1	584 1	310 1	0 0	948 1	19 1	149 1	66 1	0 0	234 1	1182 1
Paulding	91 1	447 1	256 1	0 0	794 1	15 1	92 1	64 1	0 0	171 1	965 1
OUT OF STATE	158 2	1331 2	653 2	0 0	2142 2	44 2	453 3	198 2	0 0	695 2	2837 2
Total reported	9283	60137	32338	0	101758	1956	17927	9377	0	29260	131018
Percent Reported	100.6	100.4	100.4		100.4	100.5	100.5	100.6		100.5	100.4
NOT REPORTED	87	652	401	0	1140	25	156	99	0	280	1420
Total	9228	59913	32205	0	101346	1946	17834	9323	0	29103	130449

Probationer Statistical Profile

Sample: Active & admin probationers, not in facilities
Act probationers 02/25/2005

Requestor: Nancy Phillips, Statistician

Circuit of supervision by current age & sex

Circuit of supv	M e n					W o m e n					Grand Total %
	age 00-21	age % 22-39	age % 40-98	age % UNKWN	Men % Total	age 00-21	age % 22-39	age % 40-98	age % UNKWN	Women % Total	
Alapaha	87 1	652 1	401 1	0 0	1140 1	25 1	156 1	99 1	0 0	280 1	1420 1
Alcovy	142 2	1390 2	925 3	0 0	2457 2	34 2	360 2	222 2	0 0	616 2	3073 2
Atlanta	766 8	5231 9	2628 8	0 0	8625 9	111 6	1131 6	590 6	0 0	1832 6	10457 8
Atlantic	114 1	567 1	290 1	0 0	971 1	33 2	181 1	87 1	0 0	301 1	1272 1
Augusta	339 4	1958 3	924 3	0 0	3221 3	61 3	626 4	312 3	0 0	999 3	4220 3
Blue Ridge	156 2	918 2	502 2	0 0	1576 2	47 2	290 2	197 2	0 0	534 2	2110 2
Brunswick	218 2	1367 2	714 2	0 0	2299 2	45 2	401 2	200 2	0 0	646 2	2945 2
Chattahoochee	302 3	1574 3	910 3	0 0	2786 3	70 4	602 3	315 3	0 0	987 3	3773 3
Cherokee	149 2	1454 2	872 3	0 0	2475 2	47 2	471 3	270 3	0 0	788 3	3263 3
Clayton	277 3	956 2	452 1	0 0	1685 2	76 4	403 2	172 2	0 0	651 2	2336 2
Cobb	660 7	4240 7	2180 7	0 0	7080 7	103 5	1183 7	702 8	0 0	1988 7	9068 7
Conasauga	132 1	975 2	471 1	0 0	1578 2	28 1	376 2	171 2	0 0	575 2	2153 2
Cordele	89 1	609 1	357 1	0 0	1055 1	25 1	220 1	75 1	0 0	320 1	1375 1
Coweta	321 3	1640 3	892 3	0 0	2853 3	72 4	615 3	275 3	0 0	962 3	3815 3
Dougherty	250 3	1967 3	1139 4	0 0	3356 3	60 3	542 3	299 3	0 0	901 3	4257 3
Dublin	67 1	611 1	342 1	0 0	1020 1	14 1	162 1	76 1	0 0	252 1	1272 1
Eastern	304 3	1752 3	865 3	0 0	2921 3	67 3	575 3	303 3	0 0	945 3	3866 3
Flint	189 2	907 2	412 1	0 0	1508 1	38 2	270 2	151 2	0 0	459 2	1967 2
Griffin	184 2	1091 2	538 2	0 0	1813 2	47 2	410 2	207 2	0 0	664 2	2477 2
Gwinnett	525 6	3124 5	1406 4	0 0	5055 5	119 6	874 5	424 5	0 0	1417 5	6472 5
Houston	131 1	768 1	419 1	0 0	1318 1	25 1	269 2	104 1	0 0	398 1	1716 1
Lookout Mountain	185 2	1160 2	628 2	0 0	1973 2	47 2	405 2	205 2	0 0	657 2	2630 2
Macon	294 3	2034 3	1103 3	0 0	3431 3	36 2	620 3	307 3	0 0	963 3	4394 3
Middle	92 1	629 1	309 1	0 0	1030 1	21 1	178 1	95 1	0 0	294 1	1324 1
Mountain	98 1	422 1	288 1	0 0	808 1	29 1	126 1	96 1	0 0	251 1	1059 1
Northeastern	159 2	1014 2	611 2	0 0	1784 2	50 3	345 2	208 2	0 0	603 2	2387 2
Northern	66 1	705 1	437 1	0 0	1208 1	10 1	188 1	125 1	0 0	323 1	1531 1
Ocmulgee	191 2	1419 2	828 3	0 0	2438 2	30 2	327 2	203 2	0 0	560 2	2998 2
Oconee	88 1	550 1	286 1	0 0	924 1	21 1	183 1	94 1	0 0	298 1	1222 1
Ogeechee	181 2	808 1	370 1	0 0	1359 1	42 2	300 2	126 1	0 0	468 2	1827 1
Pataula	103 1	781 1	365 1	0 0	1249 1	24 1	190 1	101 1	0 0	315 1	1564 1
Piedmont	101 1	796 1	475 1	0 0	1372 1	19 1	264 1	160 2	0 0	443 2	1815 1
Rome	103 1	968 2	626 2	0 0	1697 2	41 2	360 2	207 2	0 0	608 2	2305 2
South Georgia	101 1	995 2	530 2	0 0	1626 2	11 1	282 2	126 1	0 0	419 1	2045 2

(continued)

Probationer Statistical Profile

Sample: Active & admin probationers, not in facilities
Act probationers 02/25/2005

Requestor: Nancy Phillips, Statistician

Circuit of supervision by current age & sex (continued)

Circuit of supv	M e n					W o m e n					Grand Total %
	age 00-21	age % 22-39	age % 40-98	age % UNKWN	Men % Total	age 00-21	age % 22-39	age % 40-98	age % UNKWN	Women % Total	
Southern	396 4	2593 4	1202 4	0 0	4191 4	80 4	670 4	310 3	0 0	1060 4	5251 4
Southwestern	128 1	1049 2	764 2	0 0	1941 2	23 1	252 1	157 2	0 0	432 1	2373 2
Stone Mountain	500 5	2910 5	1420 4	0 0	4830 5	100 5	889 5	382 4	0 0	1371 5	6201 5
Tallapoosa	54 1	571 1	402 1	0 0	1027 1	13 1	156 1	106 1	0 0	275 1	1302 1
Tifton	86 1	818 1	448 1	0 0	1352 1	13 1	159 1	102 1	0 0	274 1	1626 1
Toombs	53 1	386 1	214 1	0 0	653 1	12 1	77 0	48 1	0 0	137 0	790 1
Waycross	105 1	708 1	446 1	0 0	1259 1	21 1	193 1	121 1	0 0	335 1	1594 1
Western	132 1	666 1	307 1	0 0	1105 1	18 1	192 1	84 1	0 0	294 1	1399 1
Rockdale	81 1	401 1	202 1	0 0	684 1	16 1	160 1	66 1	0 0	242 1	926 1
Douglas	166 2	1257 2	738 2	0 0	2161 2	52 3	435 2	230 2	0 0	717 2	2878 2
Appalachian	48 1	513 1	393 1	0 0	954 1	11 1	198 1	112 1	0 0	321 1	1275 1
Enotah	50 1	419 1	271 1	0 0	740 1	8 0	145 1	73 1	0 0	226 1	966 1
Bell-Forsyth	67 1	384 1	231 1	0 0	682 1	13 1	106 1	61 1	0 0	180 1	862 1
Towaliga	59 1	535 1	302 1	0 0	896 1	17 1	153 1	67 1	0 0	237 1	1133 1
Paulding	104 1	554 1	308 1	0 0	966 1	17 1	144 1	90 1	0 0	251 1	1217 1
Total reported	9193	59796	32143	0	101132	1942	17814	9313	0	29069	130201

Probationer Statistical Profile

Sample: Active & admin probationers, not in facilities
Act probationers 02/25/2005

Requestor: Nancy Phillips, Statistician

Sentence length in years by current age & sex

Sentence (in years)	M e n					W o m e n					Grand Total %
	age 00-21	age % 22-39	age % 40-98	age % UNKWN	Men % Total	age 00-21	age % 22-39	age % 40-98	age % UNKWN	Women % Total	
0-1	37 0	196 0	87 0	0 0	320 0	11 1	53 0	26 0	0 0	90 0	410 0
1.1-2	269 3	1078 2	521 2	0 0	1868 2	85 4	344 2	158 2	0 0	587 2	2455 2
2.1-3	943 10	3022 5	1441 4	0 0	5406 5	270 14	1127 6	480 5	0 0	1877 6	7283 6
3.1-4	970 11	4234 7	2045 6	0 0	7249 7	309 16	1758 10	687 7	0 0	2754 9	10003 8
4.1-5	1136 12	5755 10	2650 8	0 0	9541 9	187 10	1699 10	806 9	0 0	2692 9	12233 9
5.1-6	3417 37	17622 29	8394 26	0 0	29433 29	686 35	5934 33	2711 29	0 0	9331 32	38764 30
6.1-7	345 4	2903 5	1484 5	0 0	4732 5	64 3	820 5	420 5	0 0	1304 4	6036 5
7.1-8	396 4	3917 7	1936 6	0 0	6249 6	70 4	970 5	506 5	0 0	1546 5	7795 6
8.1-9	304 3	3128 5	1691 5	0 0	5123 5	47 2	804 5	496 5	0 0	1347 5	6470 5
9.1-10	142 2	1885 3	1118 3	0 0	3145 3	22 1	428 2	259 3	0 0	709 2	3854 3
10.1-12	1017 11	10341 17	5863 18	0 0	17221 17	158 8	2891 16	1803 19	0 0	4852 17	22073 17
12.1-15	66 1	1768 3	1302 4	0 0	3136 3	6 0	325 2	261 3	0 0	592 2	3728 3
15.1-20	123 1	2439 4	1865 6	0 0	4427 4	26 1	434 2	401 4	0 0	861 3	5288 4
20.1-OVER	63 1	1618 3	1725 5	0 0	3406 3	5 0	247 1	307 3	0 0	559 2	3965 3
INDEFINITE	0 0	0 0	0 0	0 0	0 0	0 0	0 0	0 0	0 0	0 0	0 0
Total reported	9228	59906	32122	0	101256	1946	17834	9321	0	29101	130357
Percent Reported	100.0	100.0	99.7		99.9	100.0	100.0	100.0		100.0	99.9
NOT REPORTED	0	7	83	0	90	0	0	2	0	2	92
Total	9228	59913	32205	0	101346	1946	17834	9323	0	29103	130449
AVERAGE EXCLUDING INDEFINITE	5.50	7.16	8.07	.00	7.30	4.94	6.40	7.37	.00	6.62	7.15

Probationer Statistical Profile

Sample: Active & admin probationers, not in facilities
Act probationers 02/25/2005

Requestor: Nancy Phillips, Statistician

Time served in years by current age & sex

Time served (in yrs)	M e n					W o m e n					Grand Total %
	age 00-21 %	age 22-39 %	age 40-98 %	age UNKWN %	Men Total %	age 00-21 %	age 22-39 %	age 40-98 %	age UNKWN %	Women Total %	
0-1	4747 51	17064 28	7963 25	0 0	29774 29	1026 53	5463 31	2365 25	0 0	8854 30	38628 30
1.1-2	2738 30	13301 22	6337 20	0 0	22376 22	597 31	4187 23	1892 20	0 0	6676 23	29052 22
2.1-3	1293 14	10061 17	4982 15	0 0	16336 16	251 13	3158 18	1542 17	0 0	4951 17	21287 16
3.1-4	379 4	6890 12	3668 11	0 0	10937 11	65 3	2018 11	1134 12	0 0	3217 11	14154 11
4.1-5	64 1	5294 9	3039 9	0 0	8397 8	6 0	1434 8	864 9	0 0	2304 8	10701 8
5.1-6	5 0	2474 4	1660 5	0 0	4139 4	1 0	558 3	413 4	0 0	972 3	5111 4
6.1-7	1 0	1639 3	1150 4	0 0	2790 3	0 0	386 2	333 4	0 0	719 2	3509 3
7.1-8	1 0	1089 2	713 2	0 0	1803 2	0 0	258 1	218 2	0 0	476 2	2279 2
8.1-9	0 0	710 1	565 2	0 0	1275 1	0 0	159 1	147 2	0 0	306 1	1581 1
9.1-10	0 0	537 1	443 1	0 0	980 1	0 0	103 1	131 1	0 0	234 1	1214 1
10.1-12	0 0	414 1	505 2	0 0	919 1	0 0	63 0	93 1	0 0	156 1	1075 1
12.1-15	0 0	289 0	592 2	0 0	881 1	0 0	30 0	100 1	0 0	130 0	1011 1
15.1-20	0 0	114 0	403 1	0 0	517 1	0 0	11 0	63 1	0 0	74 0	591 0
20.1-OVER	0 0	35 0	182 1	0 0	217 0	0 0	5 0	27 0	0 0	32 0	249 0
Total reported	9228	59911	32202	0	101341	1946	17833	9322	0	29101	130442
Percent Reported	100.0	100.0	100.0		100.0	100.0	100.0	100.0		100.0	100.0
NOT REPORTED	0	2	3	0	5	0	1	1	0	2	7
Total	9228	59913	32205	0	101346	1946	17834	9323	0	29103	130449
AVERAGE TIME SERVED	1.21	2.64	3.49	.00	2.78	1.16	2.36	3.18	.00	2.54	2.73

Probationer Statistical Profile

Sample: Active & admin probationers, not in facilities
Act probationers 02/25/2005

Requestor: Nancy Phillips, Statistician

Time left to serve by current age & sex

Time left (in years)	M e n					W o m e n					Grand Total %
	age 00-21	age 22-39	age 40-98	age UNKWN	Men % Total	age 00-21	age 22-39	age 40-98	age UNKWN	Women % Total	
0-1	682 7	8828 15	5127 16	0 0	14637 14	220 11	2827 16	1489 16	0 0	4536 16	19173 15
1.1-2	1278 14	9578 16	5116 16	0 0	15972 16	347 18	3096 17	1578 17	0 0	5021 17	20993 16
2.1-3	1642 18	9427 16	4797 15	0 0	15866 16	358 18	2984 17	1491 16	0 0	4833 17	20699 16
3.1-4	1676 18	8251 14	4138 13	0 0	14065 14	297 15	2515 14	1268 14	0 0	4080 14	18145 14
4.1-5	1821 20	7551 13	3757 12	0 0	13129 13	366 19	2342 13	1118 12	0 0	3826 13	16955 13
5.1-6	357 4	3389 6	1862 6	0 0	5608 6	68 3	882 5	513 6	0 0	1463 5	7071 5
6.1-7	326 4	3145 5	1750 5	0 0	5221 5	71 4	826 5	483 5	0 0	1380 5	6601 5
7.1-8	377 4	2595 4	1339 4	0 0	4311 4	50 3	706 4	402 4	0 0	1158 4	5469 4
8.1-9	380 4	2178 4	1115 3	0 0	3673 4	59 3	536 3	274 3	0 0	869 3	4542 3
9.1-10	445 5	1947 3	1059 3	0 0	3451 3	73 4	584 3	280 3	0 0	937 3	4388 3
10.1-12	67 1	913 2	600 2	0 0	1580 2	1 0	145 1	112 1	0 0	258 1	1838 1
12.1-15	102 1	1171 2	720 2	0 0	1993 2	30 2	203 1	146 2	0 0	379 1	2372 2
15.1-20	65 1	619 1	462 1	0 0	1146 1	6 0	138 1	95 1	0 0	239 1	1385 1
20.1-OVER	10 0	301 1	271 1	0 0	582 1	0 0	42 0	66 1	0 0	108 0	690 1
INDEFINITE	0 0	0 0	0 0	0 0	0 0	0 0	0 0	0 0	0 0	0 0	0 0
NONE	0 0	13 0	8 0	0 0	21 0	0 0	8 0	7 0	0 0	15 0	36 0
Total reported	9228	59906	32121	0	101255	1946	17834	9322	0	29102	130357
Percent Reported	100.0	100.0	99.7		99.9	100.0	100.0	100.0		100.0	99.9
NOT REPORTED	0	7	84	0	91	0	0	1	0	1	92
Total	9228	59913	32205	0	101346	1946	17834	9323	0	29103	130449
AVERAGE EXCLUDING INDEFINITE, NONE	4.18	4.09	4.26	.00	4.15	3.69	3.72	3.98	.00	3.80	4.07

Probationer Statistical Profile

Sample: Active & admin probationers, not in facilities
Act probationers 02/25/2005

Requestor: Nancy Phillips, Statistician

Case type by current age & sex

Case type	M e n					W o m e n					Grand											
	age 00-21	age 22-39	age 40-98	age UNKWN	Men Total	age 00-21	age 22-39	age 40-98	age UNKWN	Women Total		Total										
PRESENTENCE	0	0	0	0	0	0	0	0	0	0	0											
SPLIT SENTENCE	182	2	5767	10	4702	15	0	0	10651	11	9	0	703	4	629	7	0	0	1341	5	11992	9
STRAIGHT SENTENCE	8887	96	52783	88	26790	83	0	0	88460	87	1890	97	16661	93	8483	91	0	0	27034	93	115494	89
ABANDONMENT&BASTARDY	0	0	3	0	52	0	0	0	55	0	0	0	0	0	0	0	0	0	0	0	55	0
OUT OF STATE PROB	159	2	1349	2	657	2	0	0	2165	2	44	2	457	3	202	2	0	0	703	2	2868	2
OUT OF STATE A&B	0	0	0	0	1	0	0	0	1	0	0	0	1	0	0	0	0	0	1	0	2	0
SUSPENDED SENTENCE	0	0	11	0	3	0	0	0	14	0	3	0	12	0	9	0	0	0	24	0	38	0
Total reported	9228		59913		32205		0		101346		1946		17834		9323		0		29103		130449	
Percent Reported	100.0		100.0		100.0				100.0		100.0		100.0		100.0				100.0		100.0	
NOT REPORTED	0		0		0		0		0		0		0		0		0		0		0	
Total	9228		59913		32205		0		101346		1946		17834		9323		0		29103		130449	

Probationer Statistical Profile

Sample: Active & admin probationers, not in facilities
Act probationers 02/25/2005

Requestor: Nancy Phillips, Statistician

Release type by current age & sex

Release type	M e n					W o m e n					Grand Total %
	age 00-21 %	age 22-39 %	age 40-98 %	age UNKWN %	Men Total %	age 00-21 %	age 22-39 %	age 40-98 %	age UNKWN %	Women Total %	
TRANSF OUT OF STATE	0 0	0 0	0 0	0 0	0 0	0 0	0 0	0 0	0 0	0 0	0 0
REVOKED (TECHNICAL)	0 0	0 0	0 0	0 0	0 0	0 0	0 0	0 0	0 0	0 0	0 0
REVOKED (NEW SENT)	0 0	0 0	0 0	0 0	0 0	0 0	0 0	0 0	0 0	0 0	0 0
REVOKED (NEW CRIME)	0 0	0 0	0 0	0 0	0 0	0 0	0 0	0 0	0 0	0 0	0 0
ABSCONDED (TOLLED)	0 0	0 0	0 0	0 0	0 0	0 0	0 0	0 0	0 0	0 0	0 0
ABSCONDED (NON-TOLL)	0 0	0 0	0 0	0 0	0 0	0 0	0 0	0 0	0 0	0 0	0 0
TERMINATED BY COURT	0 0	0 0	0 0	0 0	0 0	0 0	0 0	0 0	0 0	0 0	0 0
OUT OF STATE TERM	0 0	0 0	0 0	0 0	0 0	0 0	0 0	0 0	0 0	0 0	0 0
DEATH	0 0	0 0	0 0	0 0	0 0	0 0	0 0	0 0	0 0	0 0	0 0
FINAN OBLIG COMPLETE	0 0	0 0	0 0	0 0	0 0	0 0	0 0	0 0	0 0	0 0	0 0
OTHER	0 0	0 0	0 0	0 0	0 0	0 0	0 0	0 0	0 0	0 0	0 0
NORMAL RELEASE	0 0	0 0	0 0	0 0	0 0	0 0	0 0	0 0	0 0	0 0	0 0
A & B SPECIAL TERM	0 0	0 0	0 0	0 0	0 0	0 0	0 0	0 0	0 0	0 0	0 0
INDEP JURISDICTION	0 0	0 0	0 0	0 0	0 0	0 0	0 0	0 0	0 0	0 0	0 0
ACTIVE	9228100	59913100	32205100	0 0	101346100	1946100	17834100	9323100	0 0	29103100	130449100
Total reported	9228	59913	32205	0	101346	1946	17834	9323	0	29103	130449
Percent Reported	100.0	100.0	100.0		100.0	100.0	100.0	100.0		100.0	100.0
NOT REPORTED	0	0	0	0	0	0	0	0	0	0	0
Total	9228	59913	32205	0	101346	1946	17834	9323	0	29103	130449

Probationer Statistical Profile

Sample: Active & admin probationers, not in facilities
Act probationers 02/25/2005

Requestor: Nancy Phillips, Statistician

First offender status by current age & sex

1stOffndr	M e n					W o m e n					Grand
	age 00-21	age % 22-39	age % 40-98	age % UNKWN	Men % Total	age % 00-21	age % 22-39	age % 40-98	age % UNKWN	Women % Total	
FIRST OFFNDR STATUS	5186 56	17434 29	5385 17	0 0	28005 28	1359 70	8072 45	2895 31	0 0	12326 42	40331 31
NO FIRST OFFNDR STAT	4042 44	42479 71	26820 83	0 0	73341 72	587 30	9762 55	6428 69	0 0	16777 58	90118 69
Total reported	9228	59913	32205	0	101346	1946	17834	9323	0	29103	130449
Percent Reported	100.0	100.0	100.0		100.0	100.0	100.0	100.0		100.0	100.0
NOT REPORTED	0	0	0	0	0	0	0	0	0	0	0
Total	9228	59913	32205	0	101346	1946	17834	9323	0	29103	130449

Probationer Statistical Profile

Sample: Active & admin probationers, not in facilities
Act probationers 02/25/2005

Requestor: Nancy Phillips, Statistician

Type probationer by current age & sex

Type probationer	M e n					W o m e n					Grand Total %
	age 00-21	age % 22-39	age % 40-98	age % UNKWN	Men % Total	age 00-21	age % 22-39	age % 40-98	age % UNKWN	Women % Total	
MISDEMEANANT	58 1	365 1	253 1	0 0	676 1	7 0	99 1	63 1	0 0	169 1	845 1
FELON	9170 99	59534 99	31896 99	0 0	100600 99	1936 99	17722 99	9251 99	0 0	28909 99	129509 99
ABANDONMENT&BASTARDY	0 0	3 0	53 0	0 0	56 0	0 0	1 0	0 0	0 0	1 0	57 0
SUSPENDED SENTENCE	0 0	11 0	3 0	0 0	14 0	3 0	12 0	9 0	0 0	24 0	38 0
Total reported	9228	59913	32205	0	101346	1946	17834	9323	0	29103	130449
Percent Reported	100.0	100.0	100.0		100.0	100.0	100.0	100.0		100.0	100.0
NOT REPORTED	0	0	0	0	0	0	0	0	0	0	0
Total	9228	59913	32205	0	101346	1946	17834	9323	0	29103	130449

Probationer Statistical Profile

Sample: Active & admin probationers, not in facilities
Act probationers 02/25/2005

Requestor: Nancy Phillips, Statistician

Most serious crime by group by current age & sex

Crime group	Men					Women					Grand Total %
	age 00-21 %	age 22-39 %	age 40-98 %	age UNKWN %	Men Total %	age 00-21 %	age 22-39 %	age 40-98 %	age UNKWN %	Women Total %	
HOMICIDE	18 0	352 1	276 1	0 0	646 1	7 0	86 0	94 1	0 0	187 1	833 1
ABORTION	0 0	1 0	0 0	0 0	1 0	0 0	2 0	0 0	0 0	2 0	3 0
BODILY INJRY&REL OFF	686 7	6956 12	4835 15	0 0	12477 12	156 8	1371 8	707 8	0 0	2234 8	14711 11
ARSON & REL OFF	27 0	268 0	188 1	0 0	483 0	9 0	73 0	80 1	0 0	162 1	645 0
DAMAGE OF PROPERTY	224 2	707 1	254 1	0 0	1185 1	43 2	178 1	46 0	0 0	267 1	1452 1
BURGLARY & REL OFF	1589 17	6093 10	2119 7	0 0	9801 10	125 6	642 4	247 3	0 0	1014 3	10815 8
FORGERY & REL OFF	470 5	4629 8	2341 7	0 0	7440 7	387 20	4456 25	1802 19	0 0	6645 23	14085 11
THEFT	1913 21	7476 12	3801 12	0 0	13190 13	486 25	3683 21	1845 20	0 0	6014 21	19204 15
ROBBERY	310 3	1756 3	629 2	0 0	2695 3	32 2	195 1	68 1	0 0	295 1	2990 2
SEXUAL OFFENSES	456 5	2807 5	2517 8	0 0	5780 6	13 1	131 1	65 1	0 0	209 1	5989 5
OBSCENITY CRIMES	0 0	6 0	10 0	0 0	16 0	0 0	1 0	1 0	0 0	2 0	18 0
TREASON & REL OFF	4 0	43 0	24 0	0 0	71 0	2 0	26 0	15 0	0 0	43 0	114 0
CRIMES INVOLVNG GOVT	172 2	1387 2	562 2	0 0	2121 2	43 2	401 2	219 2	0 0	663 2	2784 2
FALSIFICATIONS	33 0	184 0	90 0	0 0	307 0	17 1	154 1	51 1	0 0	222 1	529 0
OBSTRUCT LAW ENFORCE	11 0	173 0	75 0	0 0	259 0	7 0	64 0	29 0	0 0	100 0	359 0
DISORDERLY CONDUCT	61 1	213 0	93 0	0 0	367 0	5 0	22 0	22 0	0 0	49 0	416 0
GAMBLING & REL OFF	7 0	31 0	27 0	0 0	65 0	1 0	11 0	9 0	0 0	21 0	86 0
CRUELTY TO CHILDREN	26 0	635 1	453 1	0 0	1114 1	15 1	455 3	166 2	0 0	636 2	1750 1
CRIMES WITH GUNS	220 2	1984 3	1371 4	0 0	3575 4	38 2	141 1	108 1	0 0	287 1	3862 3
INVASION PRIVACY	12 0	79 0	65 0	0 0	156 0	0 0	0 0	1 0	0 0	1 0	157 0
RACKETEERING	2 0	16 0	30 0	0 0	48 0	0 0	12 0	13 0	0 0	25 0	73 0
DRUG ABUSE OFFENSES	2818 31	22181 37	10460 32	0 0	35459 35	525 27	5285 30	3386 36	0 0	9196 32	44655 34
DRUG TRAFFICKING	10 0	290 0	227 1	0 0	527 1	11 1	77 0	60 1	0 0	148 1	675 1
AUTO CRIMES	9 0	838 1	1182 4	0 0	2029 2	3 0	75 0	124 1	0 0	202 1	2231 2
REVENUE & CONTRABAND	2 0	9 0	8 0	0 0	19 0	0 0	5 0	6 0	0 0	11 0	30 0
CRIMES OF OTH STATES	28 0	184 0	119 0	0 0	331 0	4 0	83 0	32 0	0 0	119 0	450 0
MISC. FELONIES	55 1	236 0	137 0	0 0	428 0	10 1	97 1	59 1	0 0	166 1	594 0
MISDEMEANORS	58 1	366 1	298 1	0 0	722 1	7 0	102 1	65 1	0 0	174 1	896 1
Total reported	9221	59900	32191	0	101312	1946	17828	9320	0	29094	130406
Percent Reported	99.9	100.0	100.0		100.0	100.0	100.0	100.0		100.0	100.0
NOT REPORTED	7	13	14	0	34	0	6	3	0	9	43
Total	9228	59913	32205	0	101346	1946	17834	9323	0	29103	130449

Probationer Statistical Profile

Sample: Active & admin probationers, not in facilities
Act probationers 02/25/2005

Requestor: Nancy Phillips, Statistician

Most serious offense by current age & sex

Most serious offense	Men					Women					Grand Total %
	age 00-21 %	age 22-39 %	age 40-98 %	age UNKWN %	Men Total %	age 00-21 %	age 22-39 %	age 40-98 %	age UNKWN %	Women Total %	
Misdemeanors											
abandonment	0 0	1 0	43 0	0 0	44 0	0 0	0 0	0 0	0 0	0 0	44 0
non-support	0 0	0 0	1 0	0 0	1 0	0 0	1 0	0 0	0 0	1 0	2 0
stalking	0 0	1 0	2 0	0 0	3 0	0 0	0 0	0 0	0 0	0 0	3 0
assault & battery	1 0	11 0	3 0	0 0	15 0	0 0	0 0	0 0	0 0	0 0	15 0
atmpt murder	0 0	0 0	1 0	0 0	1 0	0 0	0 0	0 0	0 0	0 0	1 0
aggravated assault	0 0	8 0	10 0	0 0	18 0	0 0	3 0	0 0	0 0	3 0	21 0
simple assault	1 0	7 0	2 0	0 0	10 0	0 0	0 0	1 0	0 0	1 0	11 0
simple battery	1 0	21 0	17 0	0 0	39 0	0 0	5 0	0 0	0 0	5 0	44 0
concealing a death	0 0	0 0	0 0	0 0	0 0	0 0	1 0	0 0	0 0	1 0	1 0
fleeing and eluding	0 0	2 0	0 0	0 0	2 0	0 0	0 0	0 0	0 0	0 0	2 0
leave scene had inju	0 0	0 0	1 0	0 0	1 0	0 0	0 0	0 0	0 0	0 0	1 0
criml intfer govt pr	1 0	3 0	0 0	0 0	4 0	0 0	0 0	0 0	0 0	0 0	4 0
reckless conduct	2 0	4 0	0 0	0 0	6 0	1 0	0 0	0 0	0 0	1 0	7 0
disorderly conduct	1 0	1 0	1 0	0 0	3 0	0 0	0 0	0 0	0 0	0 0	3 0
cruelty to children	0 0	3 0	0 0	0 0	3 0	0 0	0 0	0 0	0 0	0 0	3 0
larceny	1 0	0 0	1 0	0 0	2 0	1 0	2 0	0 0	0 0	3 0	5 0
receiving stolen goo	2 0	6 0	1 0	0 0	9 0	0 0	0 0	0 0	0 0	0 0	9 0
theft by taking	5 0	17 0	10 0	0 0	32 0	0 0	13 0	9 0	0 0	22 0	54 0
robbery	2 0	3 0	1 0	0 0	6 0	0 0	3 0	0 0	0 0	3 0	9 0
burglary	0 0	8 0	2 0	0 0	10 0	0 0	0 0	0 0	0 0	0 0	10 0
bad checks	0 0	6 0	11 0	0 0	17 0	1 0	8 0	14 0	0 0	23 0	40 0
fraudulent checks	0 0	0 0	3 0	0 0	3 0	0 0	1 0	0 0	0 0	1 0	4 0
forgery	0 0	7 0	2 0	0 0	9 0	0 0	4 0	2 0	0 0	6 0	15 0
worthless checks	0 0	0 0	0 0	0 0	0 0	0 0	2 0	3 0	0 0	5 0	5 0
s/d of narcotics	1 0	6 0	1 0	0 0	8 0	0 0	0 0	0 0	0 0	0 0	8 0
public drunkenness	0 0	1 0	0 0	0 0	1 0	0 0	0 0	0 0	0 0	0 0	1 0
s/d dep,stim,cntrf d	0 0	2 0	0 0	0 0	2 0	0 0	0 0	0 0	0 0	0 0	2 0
s/d of marijuana	0 0	4 0	1 0	0 0	5 0	0 0	0 0	0 0	0 0	0 0	5 0
poss of narcotics	0 0	2 0	0 0	0 0	2 0	0 0	0 0	0 0	0 0	0 0	2 0
poss dep,stim,cntrf	0 0	1 0	0 0	0 0	1 0	1 0	0 0	0 0	0 0	1 0	2 0
poss of lsd	0 0	1 0	0 0	0 0	1 0	0 0	0 0	0 0	0 0	0 0	1 0
poss of marijuana	3 0	10 0	9 0	0 0	22 0	0 0	2 0	0 0	0 0	2 0	24 0
viol motor veh law	4 0	27 0	21 0	0 0	52 0	0 0	3 0	2 0	0 0	5 0	57 0

(continued)

Probationer Statistical Profile

Sample: Active & admin probationers, not in facilities
Act probationers 02/25/2005

Requestor: Nancy Phillips, Statistician

Most serious offense by current age & sex (continued)

Most serious offense	Men					Women					Grand
	age 00-21	age % 22-39	age % 40-98	age % UNKWN	Men % Total	age % 00-21	age % 22-39	age % 40-98	age % UNKWN	Women % Total	
dui	2 0	56 0	55 0	0 0	113 0	0 0	8 0	12 0	0 0	20 0	133 0
obstr of law enf off	7 0	24 0	10 0	0 0	41 0	1 0	1 0	1 0	0 0	3 0	44 0
impersonating anothe	0 0	1 0	2 0	0 0	3 0	0 0	1 0	0 0	0 0	1 0	4 0
crmn1 trespassing	3 0	5 0	6 0	0 0	14 0	0 0	1 0	0 0	0 0	1 0	15 0
illegal attm to obt	0 0	1 0	0 0	0 0	1 0	0 0	2 0	0 0	0 0	2 0	3 0
crmn1 damage	3 0	2 0	2 0	0 0	7 0	1 0	3 0	0 0	0 0	4 0	11 0
terroristic threats	1 0	0 0	3 0	0 0	4 0	0 0	0 0	1 0	0 0	1 0	5 0
viol ga cntrl subst	5 0	26 0	10 0	0 0	41 0	0 0	3 0	4 0	0 0	7 0	48 0
prostitution	1 0	0 0	0 0	0 0	1 0	0 0	0 0	0 0	0 0	0 0	1 0
public indecency	0 0	6 0	3 0	0 0	9 0	0 0	0 0	0 0	0 0	0 0	9 0
peeping tom	0 0	2 0	0 0	0 0	2 0	0 0	0 0	0 0	0 0	0 0	2 0
molesting a minor	0 0	0 0	2 0	0 0	2 0	0 0	0 0	0 0	0 0	0 0	2 0
sexual battery	3 0	4 0	5 0	0 0	12 0	0 0	0 0	0 0	0 0	0 0	12 0
cpwl & concealed wea	1 0	1 0	1 0	0 0	3 0	0 0	0 0	0 0	0 0	0 0	3 0
shoplifting	0 0	2 0	6 0	0 0	8 0	0 0	7 0	0 0	0 0	7 0	15 0
pointing gun at anot	1 0	0 0	2 0	0 0	3 0	0 0	1 0	0 0	0 0	1 0	4 0
deadly weapons in pu	0 0	2 0	0 0	0 0	2 0	0 0	0 0	0 0	0 0	0 0	2 0
crmn1 attempt	1 0	0 0	0 0	0 0	1 0	0 0	0 0	0 0	0 0	0 0	1 0
other misdemeanor	4 0	14 0	18 0	0 0	36 0	1 0	4 0	7 0	0 0	12 0	48 0
riot	0 0	0 0	1 0	0 0	1 0	0 0	0 0	0 0	0 0	0 0	1 0
fighting in public p	0 0	0 0	0 0	0 0	0 0	0 0	1 0	0 0	0 0	1 0	1 0
family violence batt	0 0	3 0	0 0	0 0	3 0	0 0	1 0	0 0	0 0	1 0	4 0
misc public order of	0 0	1 0	0 0	0 0	1 0	0 0	0 0	0 0	0 0	0 0	1 0
lottery violation	0 0	0 0	0 0	0 0	0 0	0 0	1 0	0 0	0 0	1 0	1 0
off agnst pub hlth/m	0 0	6 0	4 0	0 0	10 0	0 0	0 0	0 0	0 0	0 0	10 0
failr fil/mntn abort	0 0	0 0	1 0	0 0	1 0	0 0	0 0	0 0	0 0	0 0	1 0
involuntary manslaug	0 0	0 0	2 0	0 0	2 0	0 0	0 0	0 0	0 0	0 0	2 0
interference with cu	0 0	1 0	0 0	0 0	1 0	0 0	0 0	0 0	0 0	0 0	1 0
theft by deception <	0 0	1 0	1 0	0 0	2 0	0 0	1 0	0 0	0 0	1 0	3 0
theft/lost/property<	0 0	1 0	0 0	0 0	1 0	0 0	0 0	0 0	0 0	0 0	1 0
theft of services <	0 0	1 0	0 0	0 0	1 0	0 0	1 0	0 0	0 0	1 0	2 0
theft by conversion	0 0	2 0	1 0	0 0	3 0	0 0	3 0	2 0	0 0	5 0	8 0
theft motor vehicle,	0 0	2 0	2 0	0 0	4 0	0 0	1 0	0 0	0 0	1 0	5 0
conversn paymnt real	0 0	1 0	0 0	0 0	1 0	0 0	0 0	0 0	0 0	0 0	1 0
entrng mot veh crim	0 0	4 0	0 0	0 0	4 0	0 0	0 0	0 0	0 0	0 0	4 0

(continued)

Probationer Statistical Profile

Sample: Active & admin probationers, not in facilities
Act probationers 02/25/2005

Requestor: Nancy Phillips, Statistician

Most serious offense by current age & sex (continued)

Most serious offense	M e n				W o m e n				Grand Total %		
	age 00-21 %	age 22-39 %	age 40-98 %	age UNKWN %	Men Total %	age 00-21 %	age 22-39 %	age 40-98 %		age UNKWN %	Women Total %
viol forgery&fraud p	0 0	1 0	1 0	0 0	2 0	0 0	0 0	0 0	0 0	0 0	2 0
obtn/attmpt drugs il	0 0	1 0	2 0	0 0	3 0	0 0	1 0	2 0	0 0	3 0	6 0
mfg/dist imitate con	0 0	1 0	1 0	0 0	2 0	0 0	0 0	0 0	0 0	0 0	2 0
misc obstruction off	0 0	2 0	0 0	0 0	2 0	0 0	0 0	0 0	0 0	0 0	2 0
misc crim trsps/crim	0 0	1 0	0 0	0 0	1 0	0 0	0 0	0 0	0 0	0 0	1 0
misc sexual offenses	0 0	2 0	3 0	0 0	5 0	0 0	0 0	0 0	0 0	0 0	5 0
pimping	0 0	1 0	0 0	0 0	1 0	0 0	0 0	0 0	0 0	0 0	1 0
providing sex mat mi	0 0	0 0	1 0	0 0	1 0	0 0	0 0	0 0	0 0	0 0	1 0
dng instrmntalties &	0 0	1 0	0 0	0 0	1 0	0 0	0 0	0 0	0 0	0 0	1 0
furnish liquor to mi	0 0	2 0	0 0	0 0	2 0	0 0	0 0	0 0	0 0	0 0	2 0
poss alc bev by juve	0 0	0 0	1 0	0 0	1 0	0 0	1 0	0 0	0 0	1 0	2 0
viol motor veh licen	0 0	2 0	0 0	0 0	2 0	0 0	0 0	0 0	0 0	0 0	2 0
conspiracy commit mis	0 0	1 0	0 0	0 0	1 0	0 0	0 0	0 0	0 0	0 0	1 0
misc misdemeanor	1 0	17 0	7 0	0 0	25 0	0 0	12 0	5 0	0 0	17 0	42 0
viol othr states law	0 0	2 0	1 0	0 0	3 0	0 0	0 0	0 0	0 0	0 0	3 0

FELONIES											

MISC HOMICIDE OFFENS	0 0	8 0	7 0	0 0	15 0	1 0	2 0	0 0	0 0	3 0	18 0
MURDER	0 0	6 0	8 0	0 0	14 0	0 0	7 0	1 0	0 0	8 0	22 0
VOLUNTARY MANSLAUGHT	2 0	82 0	114 0	0 0	198 0	0 0	25 0	41 0	0 0	66 0	264 0
INVOLUNTARY MANSLAUG	5 0	56 0	23 0	0 0	84 0	3 0	15 0	14 0	0 0	32 0	116 0
RECKLESS ABANDONMENT	1 0	0 0	0 0	0 0	1 0	0 0	0 0	0 0	0 0	0 0	1 0
FETICIDE	0 0	1 0	0 0	0 0	1 0	0 0	1 0	0 0	0 0	1 0	2 0
VEHICULAR HOMICIDE	9 0	187 0	111 0	0 0	307 0	2 0	34 0	28 0	0 0	64 0	371 0
HOMICIDE BY PILOT DU	0 0	1 0	0 0	0 0	1 0	0 0	0 0	0 0	0 0	0 0	1 0
CONCEAL DEATH OF ANO	0 0	4 0	1 0	0 0	5 0	1 0	0 0	2 0	0 0	3 0	8 0
ATMPT MURDER	1 0	7 0	12 0	0 0	20 0	0 0	2 0	8 0	0 0	10 0	30 0
MISC ABORTION	0 0	0 0	0 0	0 0	0 0	0 0	1 0	0 0	0 0	1 0	1 0
CRMNL ABORTION	0 0	1 0	0 0	0 0	1 0	0 0	1 0	0 0	0 0	1 0	2 0
MISC ASSAULT/BATTERY	3 0	101 0	68 0	0 0	172 0	0 0	10 0	5 0	0 0	15 0	187 0
FAMILY VIOLENCE BATT	1 0	74 0	43 0	0 0	118 0	0 0	4 0	2 0	0 0	6 0	124 0
AGGRAV ASSAULT	407 4	4114 7	2864 9	0 0	7385 7	112 6	1032 6	536 6	0 0	1680 6	9065 7
ATMPT AGGRAV ASSAULT	2 0	16 0	10 0	0 0	28 0	0 0	5 0	4 0	0 0	9 0	37 0

(continued)

Probationer Statistical Profile

Sample: Active & admin probationers, not in facilities
Act probationers 02/25/2005

Requestor: Nancy Phillips, Statistician

Most serious offense by current age & sex (continued)

Most serious offense	Men					Women					Grand Total %
	age 00-21 %	age 22-39 %	age 40-98 %	age UNKWN %	Men Total %	age 00-21 %	age 22-39 %	age 40-98 %	age UNKWN %	Women Total %	
AGGRAV BATTERY	49 1	490 1	302 1	0 0	841 1	2 0	72 0	25 0	0 0	99 0	940 1
TERRORIST THREATS &	142 2	905 2	702 2	0 0	1749 2	30 2	134 1	64 1	0 0	228 1	1977 2
FALSE IMPRISONMENT	25 0	288 0	122 0	0 0	435 0	1 0	15 0	5 0	0 0	21 0	456 0
FALSE IMPRIS COLOR L	0 0	1 0	2 0	0 0	3 0	0 0	0 0	0 0	0 0	0 0	3 0
MALICIOUS CONF SANE	0 0	1 0	0 0	0 0	1 0	0 0	0 0	0 0	0 0	0 0	1 0
KIDNAPPING	1 0	80 0	53 0	0 0	134 0	0 0	2 0	2 0	0 0	4 0	138 0
INTERFERENCE WITH CU	6 0	26 0	20 0	0 0	52 0	1 0	15 0	10 0	0 0	26 0	78 0
AGGRAV ASSAULT POLCE	4 0	153 0	123 0	0 0	280 0	2 0	15 0	17 0	0 0	34 0	314 0
AGGRAV BATTERY PEACE	1 0	7 0	3 0	0 0	11 0	0 0	2 0	0 0	0 0	2 0	13 0
SIMPLE BATTERY	11 0	80 0	52 0	0 0	143 0	0 0	12 0	5 0	0 0	17 0	160 0
RECK COND	0 0	7 0	4 0	0 0	11 0	0 0	5 0	2 0	0 0	7 0	18 0
INJURY BY VEHICLE	5 0	22 0	8 0	0 0	35 0	3 0	6 0	3 0	0 0	12 0	47 0
STALKING	1 0	17 0	18 0	0 0	36 0	0 0	1 0	1 0	0 0	2 0	38 0
AGGRAV STALKING	28 0	572 1	436 1	0 0	1036 1	5 0	41 0	26 0	0 0	72 0	1108 1
ATMPT KIDNAP	0 0	2 0	5 0	0 0	7 0	0 0	0 0	0 0	0 0	0 0	7 0
ARSON MISC	1 0	18 0	18 0	0 0	37 0	2 0	4 0	5 0	0 0	11 0	48 0
ARSON 1ST DEGREE	14 0	179 0	147 0	0 0	340 0	6 0	55 0	67 1	0 0	128 0	468 0
ARSON 2ND DEGREE	6 0	52 0	19 0	0 0	77 0	0 0	7 0	6 0	0 0	13 0	90 0
ARSON 3RD DEGREE	3 0	14 0	4 0	0 0	21 0	1 0	5 0	2 0	0 0	8 0	29 0
CRMNL POSS EXPLOSIVE	3 0	5 0	0 0	0 0	8 0	0 0	2 0	0 0	0 0	2 0	10 0
MISC CRIMINAL DAMAGE	2 0	6 0	2 0	0 0	10 0	0 0	1 0	0 0	0 0	1 0	11 0
CRMNL DAMAGE 1ST DEG	45 0	164 0	66 0	0 0	275 0	6 0	31 0	8 0	0 0	45 0	320 0
CRMNL DAMAGE 2ND DEG	164 2	478 1	163 1	0 0	805 1	36 2	131 1	33 0	0 0	200 1	1005 1
DAMAGE, DESTROY SECR	3 0	9 0	7 0	0 0	19 0	0 0	4 0	3 0	0 0	7 0	26 0
VANDALISM TO CHURCH	2 0	7 0	0 0	0 0	9 0	1 0	1 0	1 0	0 0	3 0	12 0
ALTER ID	8 0	43 0	16 0	0 0	67 0	0 0	10 0	1 0	0 0	11 0	78 0
BURGLARY	1483 16	5906 10	2062 6	0 0	9451 9	122 6	629 4	241 3	0 0	992 3	10443 8
POSS BURGLAR TOOLS	74 1	107 0	35 0	0 0	216 0	3 0	8 0	3 0	0 0	14 0	230 0
ATMPT BURGLARY	32 0	80 0	22 0	0 0	134 0	0 0	5 0	3 0	0 0	8 0	142 0
MISC FORGERY	2 0	18 0	12 0	0 0	32 0	0 0	21 0	11 0	0 0	32 0	64 0
FORGERY 1ST DEGREE	318 3	3476 6	1812 6	0 0	5606 6	259 13	3324 19	1432 16	0 0	5015 18	10621 8
FORGERY 2ND DEGREE	30 0	236 0	52 0	0 0	318 0	7 0	99 1	26 0	0 0	132 0	450 0
BAD CHECKS	6 0	160 0	159 1	0 0	325 0	14 1	159 1	67 1	0 0	240 1	565 0
ILLEGAL USE-CREDIT C	4 0	9 0	8 0	0 0	21 0	1 0	15 0	3 0	0 0	19 0	40 0
THEFT CREDIT CARD	23 0	99 0	30 0	0 0	152 0	13 1	86 0	23 0	0 0	122 0	274 0

(continued)

Probationer Statistical Profile

Sample: Active & admin probationers, not in facilities
Act probationers 02/25/2005

Requestor: Nancy Phillips, Statistician

Most serious offense by current age & sex (continued)

Most serious offense	Men					Women					Grand Total %
	age 00-21 %	age 22-39 %	age 40-98 %	age UNKWN %	Men Total %	age 00-21 %	age 22-39 %	age 40-98 %	age UNKWN %	Women Total %	
FORGERY CREDIT CARD	3 0	24 0	10 0	0 0	37 0	6 0	46 0	8 0	0 0	60 0	97 0
FRAUDULENT CREDIT CA	61 1	325 1	102 0	0 0	488 0	62 3	381 2	87 1	0 0	530 2	1018 1
CRMNL POSS CREDIT CA	0 0	3 0	1 0	0 0	4 0	1 0	1 0	1 0	0 0	3 0	7 0
RECV GDS,SRVS FRAUD	1 0	8 0	9 0	0 0	18 0	0 0	16 0	10 0	0 0	26 0	44 0
FINANCIAL IDENTITY F	4 0	40 0	17 0	0 0	61 0	9 0	59 0	18 0	0 0	86 0	147 0
TELECOMMUNICATIONS F	1 0	22 0	9 0	0 0	32 0	0 0	3 0	1 0	0 0	4 0	36 0
COMPUTER THEFT	1 0	8 0	1 0	0 0	10 0	1 0	11 0	2 0	0 0	14 0	24 0
COMPUTER TRESPASS	1 0	1 0	0 0	0 0	2 0	0 0	2 0	1 0	0 0	3 0	5 0
ATMPT FORGERY	0 0	3 0	0 0	0 0	3 0	0 0	0 0	3 0	0 0	3 0	6 0
FAILR PAY NATRL PRD/	0 0	1 0	1 0	0 0	2 0	0 0	0 0	0 0	0 0	0 0	2 0
FRAUDULENT ACCESS CO	2 0	27 0	10 0	0 0	39 0	4 0	43 0	6 0	0 0	53 0	92 0
MISC FRAUD	13 0	169 0	108 0	0 0	290 0	10 1	190 1	103 1	0 0	303 1	593 0
THEFT BY TAKING	639 7	3229 5	1783 6	0 0	5651 6	185 10	1942 11	1015 11	0 0	3142 11	8793 7
THEFT BY DECEPTION	10 0	206 0	201 1	0 0	417 0	7 0	170 1	100 1	0 0	277 1	694 1
THEFT BY EXTORTION	0 0	6 0	3 0	0 0	9 0	1 0	5 0	3 0	0 0	9 0	18 0
THEFT OF LOST PROPER	2 0	10 0	10 0	0 0	22 0	0 0	9 0	5 0	0 0	14 0	36 0
THEFT BY REC STOLEN	632 7	2115 4	707 2	0 0	3454 3	49 3	306 2	85 1	0 0	440 2	3894 3
THEFT OF SERVICES	4 0	45 0	25 0	0 0	74 0	1 0	20 0	13 0	0 0	34 0	108 0
THEFT BY CONVERSION	7 0	188 0	254 1	0 0	449 0	2 0	137 1	87 1	0 0	226 1	675 1
THEFT OF TRADE SECRE	0 0	3 0	1 0	0 0	4 0	0 0	0 0	0 0	0 0	0 0	4 0
CONVSN PAYMNTS REAL	0 0	9 0	24 0	0 0	33 0	0 0	0 0	1 0	0 0	1 0	34 0
ATMPT THEFT BY TAKIN	4 0	2 0	1 0	0 0	7 0	0 0	3 0	1 0	0 0	4 0	11 0
THEFT MOTORVEH OR PA	110 1	427 1	172 1	0 0	709 1	23 1	63 0	17 0	0 0	103 0	812 1
THEFT OF LEASED PERS	0 0	1 0	2 0	0 0	3 0	0 0	3 0	0 0	0 0	3 0	6 0
THEFT BRING PROP IN	13 0	61 0	20 0	0 0	94 0	3 0	9 0	3 0	0 0	15 0	109 0
THEFT RECV PROP OUT	5 0	16 0	9 0	0 0	30 0	0 0	3 0	2 0	0 0	5 0	35 0
LIVESTOCK THEFT	0 0	7 0	4 0	0 0	11 0	0 0	1 0	0 0	0 0	1 0	12 0
THEFT BY SHOPLIFTING	99 1	573 1	464 1	0 0	1136 1	204 11	968 6	502 5	0 0	1674 6	2810 2
ENTERING VEHICLE	388 4	578 1	121 0	0 0	1087 1	11 1	44 0	10 0	0 0	65 0	1152 1
STEAL ALTER PUBLIC D	0 0	0 0	0 0	0 0	0 0	0 0	0 0	1 0	0 0	1 0	1 0
ROBBERY	227 2	1224 2	369 1	0 0	1820 2	21 1	157 1	52 1	0 0	230 1	2050 2
ARMED ROBBERY	25 0	372 1	209 1	0 0	606 1	3 0	23 0	11 0	0 0	37 0	643 1
ROBBERY BY FORCE	5 0	15 0	3 0	0 0	23 0	5 0	2 0	0 0	0 0	7 0	30 0
ROBBERY BY INTIMIDAT	10 0	17 0	9 0	0 0	36 0	0 0	2 0	2 0	0 0	4 0	40 0
ROBBERY BY SUDDEN SN	3 0	14 0	6 0	0 0	23 0	0 0	2 0	0 0	0 0	2 0	25 0

(continued)

Probationer Statistical Profile

Sample: Active & admin probationers, not in facilities
Act probationers 02/25/2005

Requestor: Nancy Phillips, Statistician

Most serious offense by current age & sex (continued)

Most serious offense	Men					Women					Grand Total %
	age 00-21 %	age 22-39 %	age 40-98 %	age UNKWN %	Men Total %	age 00-21 %	age 22-39 %	age 40-98 %	age UNKWN %	Women Total %	
HIJACKING MOTOR VEHI	1 0	2 0	0 0	0 0	3 0	0 0	1 0	0 0	0 0	1 0	4 0
ATMPT ROBBERY	23 0	66 0	25 0	0 0	114 0	3 0	7 0	3 0	0 0	13 0	127 0
ATMPT ARMED ROBBERY	16 0	46 0	8 0	0 0	70 0	0 0	1 0	0 0	0 0	1 0	71 0
MISC SEXUAL OFFENSE	12 0	62 0	56 0	0 0	130 0	0 0	0 0	1 0	0 0	1 0	131 0
RAPE	4 0	102 0	109 0	0 0	215 0	0 0	1 0	0 0	0 0	1 0	216 0
SODOMY	4 0	21 0	43 0	0 0	68 0	0 0	2 0	0 0	0 0	2 0	70 0
AGGRAV SODOMY	0 0	41 0	79 0	0 0	120 0	0 0	0 0	1 0	0 0	1 0	121 0
BESTIALITY	0 0	1 0	3 0	0 0	4 0	0 0	0 0	0 0	0 0	0 0	4 0
INCEST	5 0	36 0	116 0	0 0	157 0	0 0	5 0	7 0	0 0	12 0	169 0
BIGAMY	0 0	10 0	6 0	0 0	16 0	0 0	1 0	1 0	0 0	2 0	18 0
AGGRAV SEXUAL BATTER	2 0	24 0	31 0	0 0	57 0	0 0	1 0	0 0	0 0	1 0	58 0
PANDERING BY COMPULS	0 0	3 0	2 0	0 0	5 0	1 0	0 0	0 0	0 0	1 0	6 0
STATUTORY RAPE	269 3	1184 2	140 0	0 0	1593 2	2 0	39 0	8 0	0 0	49 0	1642 1
CHILD MOLESTATION	123 1	1000 2	1555 5	0 0	2678 3	6 0	50 0	34 0	0 0	90 0	2768 2
ENTICING CHILD-INDEC	20 0	128 0	135 0	0 0	283 0	3 0	15 0	5 0	0 0	23 0	306 0
AGGRAV CHILD MOLESTA	7 0	99 0	193 1	0 0	299 0	1 0	5 0	2 0	0 0	8 0	307 0
SEXL/ASLT/AGN/PERS/	1 0	28 0	15 0	0 0	44 0	0 0	11 0	6 0	0 0	17 0	61 0
SEXUAL ASLT BY THERA	0 0	1 0	0 0	0 0	1 0	0 0	0 0	0 0	0 0	0 0	1 0
SOLICIT SODOMY FROM	0 0	4 0	5 0	0 0	9 0	0 0	1 0	0 0	0 0	1 0	10 0
SEX OFFENDER FAIL RE	1 0	17 0	11 0	0 0	29 0	0 0	0 0	0 0	0 0	0 0	29 0
ATMPT RAPE	3 0	34 0	12 0	0 0	49 0	0 0	0 0	0 0	0 0	0 0	49 0
ATMPT SODOMY	0 0	1 0	2 0	0 0	3 0	0 0	0 0	0 0	0 0	0 0	3 0
ATMPT AGGRAV SODOMY	0 0	1 0	1 0	0 0	2 0	0 0	0 0	0 0	0 0	0 0	2 0
ATMPT CHILD MOLESTAT	0 0	3 0	2 0	0 0	5 0	0 0	0 0	0 0	0 0	0 0	5 0
AGG ASLT W ATMPT TO	3 0	7 0	1 0	0 0	11 0	0 0	0 0	0 0	0 0	0 0	11 0
STATUTORY RAPE, ATMPT	2 0	0 0	0 0	0 0	2 0	0 0	0 0	0 0	0 0	0 0	2 0
MISC OBSCENITY	0 0	2 0	4 0	0 0	6 0	0 0	0 0	0 0	0 0	0 0	6 0
DISTRIBUTING OBSCENE	0 0	1 0	2 0	0 0	3 0	0 0	1 0	1 0	0 0	2 0	5 0
DISTR MAT DEPICT NUD	0 0	3 0	2 0	0 0	5 0	0 0	0 0	0 0	0 0	0 0	5 0
PROV SEX MATER TO MI	0 0	0 0	2 0	0 0	2 0	0 0	0 0	0 0	0 0	0 0	2 0
MISC PUBLIC ORDER	1 0	4 0	2 0	0 0	7 0	0 0	0 0	5 0	0 0	5 0	12 0
INCITING TO INSURREC	0 0	1 0	2 0	0 0	3 0	0 0	0 0	0 0	0 0	0 0	3 0
ADVOC OVERTHROW OF G	0 0	1 0	1 0	0 0	2 0	0 0	0 0	0 0	0 0	0 0	2 0
FALSE SWEARNG WRITTN	3 0	37 0	19 0	0 0	59 0	2 0	26 0	10 0	0 0	38 0	97 0
BRIBERY GOVT OFFICER	0 0	12 0	12 0	0 0	24 0	0 0	4 0	3 0	0 0	7 0	31 0

(continued)

Probationer Statistical Profile

Sample: Active & admin probationers, not in facilities
Act probationers 02/25/2005

Requestor: Nancy Phillips, Statistician

Most serious offense by current age & sex (continued)

Most serious offense	Men					Women					Grand Total
	age 00-21 %	age 22-39 %	age 40-98 %	age UNKWN %	Men Total %	age 00-21 %	age 22-39 %	age 40-98 %	age UNKWN %	Women Total %	
VIOL OATH PUBLIC OFF	0 0	6 0	3 0	0 0	9 0	0 0	0 0	1 0	0 0	1 0	10 0
INFLUENCE GOVT OFFIC	0 0	2 0	0 0	0 0	2 0	0 0	0 0	0 0	0 0	0 0	2 0
DEFAUDING STATE	0 0	9 0	28 0	0 0	37 0	0 0	130 1	90 1	0 0	220 1	257 0
FALSE CERTIFICATES	1 0	6 0	4 0	0 0	11 0	1 0	3 0	1 0	0 0	5 0	16 0
INFLUENCING WITNESS	1 0	10 0	3 0	0 0	14 0	1 0	6 0	1 0	0 0	8 0	22 0
OBSTR OF LAW ENF OFF	170 2	1337 2	511 2	0 0	2018 2	41 2	255 1	122 1	0 0	418 1	2436 2
TAMPERING WITH EVIDE	0 0	5 0	1 0	0 0	6 0	0 0	3 0	1 0	0 0	4 0	10 0
MISC JUDICIAL PROCEE	0 0	0 0	1 0	0 0	1 0	0 0	1 0	0 0	0 0	1 0	2 0
PERJURY	1 0	13 0	11 0	0 0	25 0	2 0	17 0	7 0	0 0	26 0	51 0
FALSE SWEARING	1 0	17 0	6 0	0 0	24 0	2 0	27 0	6 0	0 0	35 0	59 0
SUBORNATION OF PERJU	0 0	0 0	0 0	0 0	0 0	0 0	2 0	0 0	0 0	2 0	2 0
IMPERSONATION	1 0	5 0	1 0	0 0	7 0	0 0	10 0	2 0	0 0	12 0	19 0
IMPERSONATING OFFICE	2 0	38 0	23 0	0 0	63 0	0 0	6 0	2 0	0 0	8 0	71 0
BARRATRY	1 0	4 0	1 0	0 0	6 0	0 0	1 0	2 0	0 0	3 0	9 0
EMBRACERY	0 0	1 0	0 0	0 0	1 0	0 0	1 0	0 0	0 0	1 0	2 0
FALSE STATEMENTS GOV	27 0	103 0	46 0	0 0	176 0	13 1	85 0	32 0	0 0	130 0	306 0
IMPERSNTNG IN LEGAL	0 0	3 0	1 0	0 0	4 0	0 0	4 0	0 0	0 0	4 0	8 0
ESCAPE	2 0	90 0	45 0	0 0	137 0	1 0	10 0	9 0	0 0	20 0	157 0
AIDING ESCAPE	1 0	6 0	2 0	0 0	9 0	0 0	7 0	2 0	0 0	9 0	18 0
HINDERING APPREH OR	5 0	47 0	15 0	0 0	67 0	5 0	44 0	16 0	0 0	65 0	132 0
COMPOUNDING A CRIME	0 0	2 0	2 0	0 0	4 0	0 0	2 0	1 0	0 0	3 0	7 0
MUTINY IN PENAL INST	1 0	0 0	2 0	0 0	3 0	0 0	0 0	0 0	0 0	0 0	3 0
BAIL JUMPING	1 0	26 0	9 0	0 0	36 0	1 0	1 0	1 0	0 0	3 0	39 0
ATMPT ESCAPE	1 0	2 0	0 0	0 0	3 0	0 0	0 0	0 0	0 0	0 0	3 0
FALSE PUBLIC ALARM	11 0	19 0	3 0	0 0	33 0	2 0	4 0	4 0	0 0	10 0	43 0
CRMNL INTERFERE GOVT	50 1	194 0	90 0	0 0	334 0	3 0	18 0	18 0	0 0	39 0	373 0
MISC GAMBLING/RELATE	0 0	1 0	0 0	0 0	1 0	0 0	0 0	1 0	0 0	1 0	2 0
COMMERICAL GAMBLING	0 0	4 0	18 0	0 0	22 0	0 0	2 0	7 0	0 0	9 0	31 0
BRIBERY OF CONTESTAN	0 0	2 0	0 0	0 0	2 0	0 0	2 0	0 0	0 0	2 0	4 0
SOLICIT/ACCEPTING BR	0 0	1 0	1 0	0 0	2 0	0 0	0 0	0 0	0 0	0 0	2 0
GAMBLING ACT ON BUSI	0 0	0 0	2 0	0 0	2 0	0 0	0 0	0 0	0 0	0 0	2 0
DOGFIGHTING	2 0	13 0	4 0	0 0	19 0	0 0	0 0	1 0	0 0	1 0	20 0
LOTTERY VIOLATION	3 0	6 0	2 0	0 0	11 0	1 0	6 0	0 0	0 0	7 0	18 0
BUS HIJACKING	1 0	1 0	0 0	0 0	2 0	0 0	0 0	0 0	0 0	0 0	2 0
BOARDING BUS W/CONCL	0 0	1 0	0 0	0 0	1 0	0 0	1 0	0 0	0 0	1 0	2 0

(continued)

Probationer Statistical Profile

Sample: Active & admin probationers, not in facilities
Act probationers 02/25/2005

Requestor: Nancy Phillips, Statistician

Most serious offense by current age & sex (continued)

Most serious offense	Men					Women					Grand Total %
	age 00-21 %	age 22-39 %	age 40-98 %	age UNKWN %	Men Total %	age 00-21 %	age 22-39 %	age 40-98 %	age UNKWN %	Women Total %	
REMOVAL BAGGAGE,CARG	1 0	2 0	0 0	0 0	3 0	0 0	0 0	0 0	0 0	0 0	3 0
CRUELTY TO CHILDREN	18 0	567 1	373 1	0 0	958 1	14 1	443 3	162 2	0 0	619 2	1577 1
ATMPT CRUELTY TO CHI	0 0	1 0	0 0	0 0	1 0	0 0	1 0	0 0	0 0	1 0	2 0
SEX EXPLOITATION CHI	6 0	29 0	36 0	0 0	71 0	0 0	5 0	2 0	0 0	7 0	78 0
ABANDONMENT OF CHILD	0 0	33 0	42 0	0 0	75 0	0 0	1 0	1 0	0 0	2 0	77 0
UNLWFL AD ADOPT CHIL	0 0	0 0	0 0	0 0	0 0	0 0	1 0	0 0	0 0	1 0	1 0
CNTRBTNG DELINQENCY	2 0	5 0	2 0	0 0	9 0	1 0	4 0	1 0	0 0	6 0	15 0
MISC WEAPON/EXPLOSIV	7 0	26 0	9 0	0 0	42 0	1 0	3 0	1 0	0 0	5 0	47 0
CARRY CONCEALED WEAP	20 0	49 0	6 0	0 0	75 0	2 0	0 0	2 0	0 0	4 0	79 0
CARRY PISTL WITHOUT	0 0	5 0	1 0	0 0	6 0	0 0	0 0	0 0	0 0	0 0	6 0
ALTER PISTL LICENSE	0 0	1 0	0 0	0 0	1 0	0 0	0 0	0 0	0 0	0 0	1 0
MACHINE GUN ACTIVITI	0 0	0 0	1 0	0 0	1 0	0 0	0 0	0 0	0 0	0 0	1 0
POSS OF FIREARM DUR	50 1	634 1	266 1	0 0	950 1	8 0	46 0	45 0	0 0	99 0	1049 1
POSS KNIFE DURING CR	0 0	1 0	1 0	0 0	2 0	0 0	0 0	0 0	0 0	0 0	2 0
POSS OF CERTAIN WEAP	20 0	95 0	52 0	0 0	167 0	3 0	8 0	3 0	0 0	14 0	181 0
POSS FIREARM CONVCT	27 0	1101 2	1019 3	0 0	2147 2	1 0	71 0	55 1	0 0	127 0	2274 2
CARRY WEAPON AT SCHO	90 1	56 0	7 0	0 0	153 0	22 1	7 0	2 0	0 0	31 0	184 0
GUARD LINE WITH WEAP	0 0	4 0	0 0	0 0	4 0	0 0	5 0	0 0	0 0	5 0	9 0
POSS WEAPON BY PRISO	0 0	1 0	0 0	0 0	1 0	1 0	1 0	0 0	0 0	2 0	3 0
MISUSE FIREARM HUNTI	0 0	2 0	2 0	0 0	4 0	0 0	0 0	0 0	0 0	0 0	4 0
CRUELTY TO ANIMALS	5 0	6 0	2 0	0 0	13 0	0 0	0 0	0 0	0 0	0 0	13 0
AGGRAV CRUELTY TO AN	1 0	3 0	5 0	0 0	9 0	0 0	0 0	0 0	0 0	0 0	9 0
MISC INVASION OF PRI	1 0	5 0	3 0	0 0	9 0	0 0	0 0	1 0	0 0	1 0	10 0
EAVESDROP & SURVEILL	0 0	10 0	14 0	0 0	24 0	0 0	0 0	0 0	0 0	0 0	24 0
PEEPING TOM	11 0	63 0	48 0	0 0	122 0	0 0	0 0	0 0	0 0	0 0	122 0
P/S/D OF EAVESDROP D	0 0	1 0	0 0	0 0	1 0	0 0	0 0	0 0	0 0	0 0	1 0
RACKETEERING	2 0	16 0	30 0	0 0	48 0	0 0	12 0	13 0	0 0	25 0	73 0
S/D NARCOTICS OPIATE	21 0	265 0	183 1	0 0	469 0	3 0	55 0	53 1	0 0	111 0	580 0
S/D DEP STIM CNTRF D	40 0	306 1	140 0	0 0	486 0	3 0	78 0	44 0	0 0	125 0	611 0
S/D OF LSD	0 0	25 0	0 0	0 0	25 0	0 0	1 0	1 0	0 0	2 0	27 0
S/D OF MARIJUANA	348 4	2021 3	470 1	0 0	2839 3	27 1	255 1	123 1	0 0	405 1	3244 3
S/D OF ALCOHOLIC IN	2 0	3 0	0 0	0 0	5 0	0 0	0 0	0 0	0 0	0 0	5 0
POSS NARCOTICS OPIAT	63 1	482 1	286 1	0 0	831 1	21 1	139 1	106 1	0 0	266 1	1097 1
POSS DEP STIM CNTRF	119 1	873 1	438 1	0 0	1430 1	50 3	373 2	188 2	0 0	611 2	2041 2
POSS OF LSD	4 0	43 0	4 0	0 0	51 0	0 0	2 0	1 0	0 0	3 0	54 0

(continued)

Probationer Statistical Profile

Sample: Active & admin probationers, not in facilities
Act probationers 02/25/2005

Requestor: Nancy Phillips, Statistician

Most serious offense by current age & sex (continued)

Most serious offense	Men					Women					Grand Total %
	age 00-21 %	age 22-39 %	age 40-98 %	age UNKWN %	Men Total %	age 00-21 %	age 22-39 %	age 40-98 %	age UNKWN %	Women Total %	
POSS OF MARIJUANA	275 3	1437 2	456 1	0 0	2168 2	28 1	208 1	97 1	0 0	333 1	2501 2
ILLEGAL POSS/MANF LI	0 0	3 0	4 0	0 0	7 0	0 0	1 0	0 0	0 0	1 0	8 0
ILLEGAL ATTM TO OBT	3 0	56 0	56 0	0 0	115 0	3 0	105 1	85 1	0 0	193 1	308 0
VIOL GA CNTRL SBST A	1147 13	9406 16	4486 14	0 0	15039 15	288 15	2668 15	1629 18	0 0	4585 16	19624 15
VIOL DNGROUS DRGS AC	11 0	65 0	36 0	0 0	112 0	2 0	32 0	15 0	0 0	49 0	161 0
UNLWFL MFG/DEL/DIST	8 0	64 0	44 0	0 0	116 0	0 0	10 0	7 0	0 0	17 0	133 0
POSS DRUG RELATED MA	6 0	38 0	21 0	0 0	65 0	1 0	13 0	12 0	0 0	26 0	91 0
S/D CONT SUB PUBLIC	10 0	83 0	21 0	0 0	114 0	2 0	14 0	9 0	0 0	25 0	139 0
S/D CONT SUB SCHOOL	13 0	66 0	8 0	0 0	87 0	1 0	13 0	1 0	0 0	15 0	102 0
S/D COCAINE	218 2	2465 4	986 3	0 0	3669 4	26 1	320 2	241 3	0 0	587 2	4256 3
POSS OF COCAINE	522 6	4336 7	2687 8	0 0	7545 8	67 3	921 5	696 8	0 0	1684 6	9229 7
ATMPT VIOL SUBSTANCE	8 0	144 0	134 0	0 0	286 0	3 0	77 0	78 1	0 0	158 1	444 0
MISC DRUGS TRAFFICKI	3 0	53 0	34 0	0 0	90 0	3 0	16 0	5 0	0 0	24 0	114 0
TRAF COCAINE LESS 20	0 0	100 0	73 0	0 0	173 0	2 0	15 0	19 0	0 0	36 0	209 0
TRAF COCAINE 201-400	2 0	24 0	17 0	0 0	43 0	1 0	5 0	4 0	0 0	10 0	53 0
TRAF COCAINE 401+ GM	0 0	7 0	17 0	0 0	24 0	0 0	0 0	1 0	0 0	1 0	25 0
TRAF NARCOTIC LESS 1	0 0	1 0	1 0	0 0	2 0	0 0	2 0	0 0	0 0	2 0	4 0
TRAF NARCOTIC 15-28	0 0	4 0	1 0	0 0	5 0	0 0	1 0	1 0	0 0	2 0	7 0
TRAF NARCOTIC 29+ GM	0 0	2 0	1 0	0 0	3 0	0 0	0 0	1 0	0 0	1 0	4 0
TRAF MARIJNA 101-200	0 0	17 0	18 0	0 0	35 0	0 0	4 0	2 0	0 0	6 0	41 0
TRAF MARIJNA 2001-10	0 0	4 0	0 0	0 0	4 0	1 0	1 0	0 0	0 0	2 0	6 0
TRAF MARIJNA 10001+	0 0	4 0	1 0	0 0	5 0	0 0	0 0	0 0	0 0	0 0	5 0
TRAF METHAQUALONE< 4	0 0	3 0	6 0	0 0	9 0	1 0	4 0	2 0	0 0	7 0	16 0
TRAF METHAQUALONE>=4	0 0	2 0	2 0	0 0	4 0	0 0	0 0	2 0	0 0	2 0	6 0
TRAF AMPHTMINE 28-19	0 0	14 0	8 0	0 0	22 0	0 0	1 0	3 0	0 0	4 0	26 0
TRAF AMPHTMINE 200-3	1 0	2 0	6 0	0 0	9 0	0 0	0 0	0 0	0 0	0 0	9 0
TRAF AMPHTMINE 400+	0 0	0 0	0 0	0 0	0 0	0 0	1 0	0 0	0 0	1 0	1 0
CNSPIRE TRAFFIC CNTR	0 0	4 0	1 0	0 0	5 0	0 0	2 0	1 0	0 0	3 0	8 0
TRANSACTIONS DRUG OB	0 0	0 0	0 0	0 0	0 0	0 0	1 0	0 0	0 0	1 0	1 0
TRANSACTIONS CNTRFT	0 0	1 0	1 0	0 0	2 0	0 0	2 0	0 0	0 0	2 0	4 0
USE COMM FACLTY VIO	2 0	5 0	9 0	0 0	16 0	2 0	3 0	5 0	0 0	10 0	26 0
ATT/CONSPRCY COMM C	2 0	32 0	16 0	0 0	50 0	1 0	16 0	13 0	0 0	30 0	80 0
UNAUTH DIST CONTRLLD	0 0	3 0	5 0	0 0	8 0	0 0	2 0	0 0	0 0	2 0	10 0
ILLGL DIST CONTRLLD	0 0	8 0	10 0	0 0	18 0	0 0	1 0	1 0	0 0	2 0	20 0
VIOL MOTOR VEHICLE L	5 0	139 0	105 0	0 0	249 0	2 0	33 0	18 0	0 0	53 0	302 0

(continued)

Probationer Statistical Profile

Sample: Active & admin probationers, not in facilities
Act probationers 02/25/2005

Requestor: Nancy Phillips, Statistician

Most serious offense by current age & sex (continued)

Most serious offense	M e n				W o m e n				Grand Total %		
	age 00-21 %	age 22-39 %	age 40-98 %	age UNKWN %	Men Total %	age 00-21 %	age 22-39 %	age 40-98 %		Women Total %	
ALTER CAR TITLE	0 0	1 0	1 0	0 0	2 0	0 0	0 0	0 0	0 0	2 0	
CHOP SHOP VIOLATION	0 0	1 0	1 0	0 0	2 0	0 0	0 0	0 0	0 0	2 0	
DRVNG HABTL VIOLATOR	3 0	449 1	736 2	0 0	1188 1	1 0	24 0	78 1	0 0	1291 1	
HABIT TRAF VOIL/IMPA	0 0	108 0	151 0	0 0	259 0	0 0	8 0	16 0	0 0	283 0	
HABIT TRAF VIOL/OTHE	1 0	140 0	188 1	0 0	329 0	0 0	10 0	12 0	0 0	351 0	
TAMPER STAMPS	0 0	0 0	0 0	0 0	0 0	0 0	0 0	1 0	0 0	1 0	
DSTL ALCOHOL BEVERAG	0 0	0 0	1 0	0 0	1 0	0 0	0 0	0 0	0 0	1 0	
POSS UNAUTHORIZED ST	0 0	0 0	1 0	0 0	1 0	0 0	0 0	0 0	0 0	1 0	
POSS CONTRABAND ARTI	2 0	4 0	5 0	0 0	11 0	0 0	2 0	2 0	0 0	15 0	
TRNSPRT CONTRABAND A	0 0	3 0	0 0	0 0	3 0	0 0	3 0	3 0	0 0	9 0	
CONCEAL CONTRABAND	0 0	2 0	1 0	0 0	3 0	0 0	0 0	0 0	0 0	3 0	
MISC MRALS/PBLIC H/S	2 0	4 0	8 0	0 0	14 0	0 0	0 0	1 0	0 0	15 0	
MISC CORRECTIONL INS	5 0	9 0	6 0	0 0	20 0	0 0	6 0	2 0	0 0	28 0	
VIOLATN OTHR STATES	28 0	184 0	119 0	0 0	331 0	4 0	83 0	32 0	0 0	450 0	
CONSPIRACY	99 1	681 1	425 1	0 0	1205 1	23 1	165 1	96 1	0 0	1489 1	
INTERMARRIAGE CLOSE	145 2	1384 2	958 3	0 0	2487 2	33 2	347 2	224 2	0 0	3091 2	
CRMNL ATMPT	697 8	4437 8	2276 7	0 0	7410 7	78 4	865 5	505 6	0 0	8858 7	
AIRCRAFT HIJACKING	106 1	549 1	270 1	0 0	925 1	24 1	146 1	89 1	0 0	1184 1	
UNAUTH DIST RECRD DE	335 4	1855 3	871 3	0 0	3061 3	60 3	625 4	309 3	0 0	4055 3	
NONPYMT AGR NVL STOR	169 2	958 2	512 2	0 0	1639 2	54 3	312 2	194 2	0 0	2199 2	
CRMNL SOLICITATION	207 2	1337 2	703 2	0 0	2247 2	39 2	382 2	194 2	0 0	2862 2	
PARTY TO A CRIME	307 3	1524 3	881 3	0 0	2712 3	72 4	590 3	299 3	0 0	3673 3	
CRMNL TRESPASSING	144 2	1443 2	845 3	0 0	2432 2	48 3	469 3	262 3	0 0	3211 3	
HIRE JUVENILE SELL D	291 3	863 1	414 1	0 0	1568 2	90 5	367 2	154 2	0 0	2179 2	
GANG PARTICIPATION	685 8	4671 8	2433 8	0 0	7789 8	118 6	1325 8	758 8	0 0	9990 8	
Total reported	12358	79379	42656	0	134393	2575	23330	12348	0	38253	172646
Percent Reported	133.9	132.5	132.5		132.6	132.3	130.8	132.4		131.4	132.3
NOT REPORTED	133	902	439	0	1474	26	352	167	0	545	2019
Total	9228	59913	32205	0	101346	1946	17834	9323	0	29103	130449

Probationer Statistical Profile

Sample: Active & admin probationers, not in facilities
Act probationers 02/25/2005

Requestor: Nancy Phillips, Statistician

Most serious crime type by current age & sex

Crime type	M e n				W o m e n				Grand Total %		
	age 00-21	age 22-39	age 40-98	age UNKWN	Men % Total	age 00-21	age 22-39	age 40-98		Women % Total	
VIOL/PERSN	1041 11	9677 16	6149 19	0 0	16867 17	208 11	2097 12	1023 11	0 0	3328 11	20195 15
NVIOL/PERS	160 2	782 1	385 1	0 0	1327 1	33 2	77 0	62 1	0 0	172 1	1499 1
PROPERTY	4252 46	19326 32	8855 27	0 0	32433 32	1055 54	9235 52	4170 45	0 0	14460 50	46893 36
DRUG SALES	669 7	5598 9	2082 6	0 0	8349 8	73 4	823 5	539 6	0 0	1435 5	9784 8
DRUG POSSN	2166 23	16922 28	8625 27	0 0	27713 27	464 24	4546 25	2913 31	0 0	7923 27	35636 27
ALCOHOL	2 0	9 0	6 0	0 0	17 0	0 0	2 0	0 0	0 0	2 0	19 0
HABIT/DUI	11 0	892 1	1235 4	0 0	2138 2	3 0	83 0	136 1	0 0	222 1	2360 2
SEX OFFEND	477 5	2910 5	2619 8	0 0	6006 6	13 1	136 1	67 1	0 0	216 1	6222 5
OTHER	450 5	3797 6	2249 7	0 0	6496 6	97 5	835 5	413 4	0 0	1345 5	7841 6
Total reported	9228	59913	32205	0	101346	1946	17834	9323	0	29103	130449
Percent Reported	100.0	100.0	100.0		100.0	100.0	100.0	100.0		100.0	100.0
NOT REPORTED	0	0	0	0	0	0	0	0	0	0	0
Total	9228	59913	32205	0	101346	1946	17834	9323	0	29103	130449