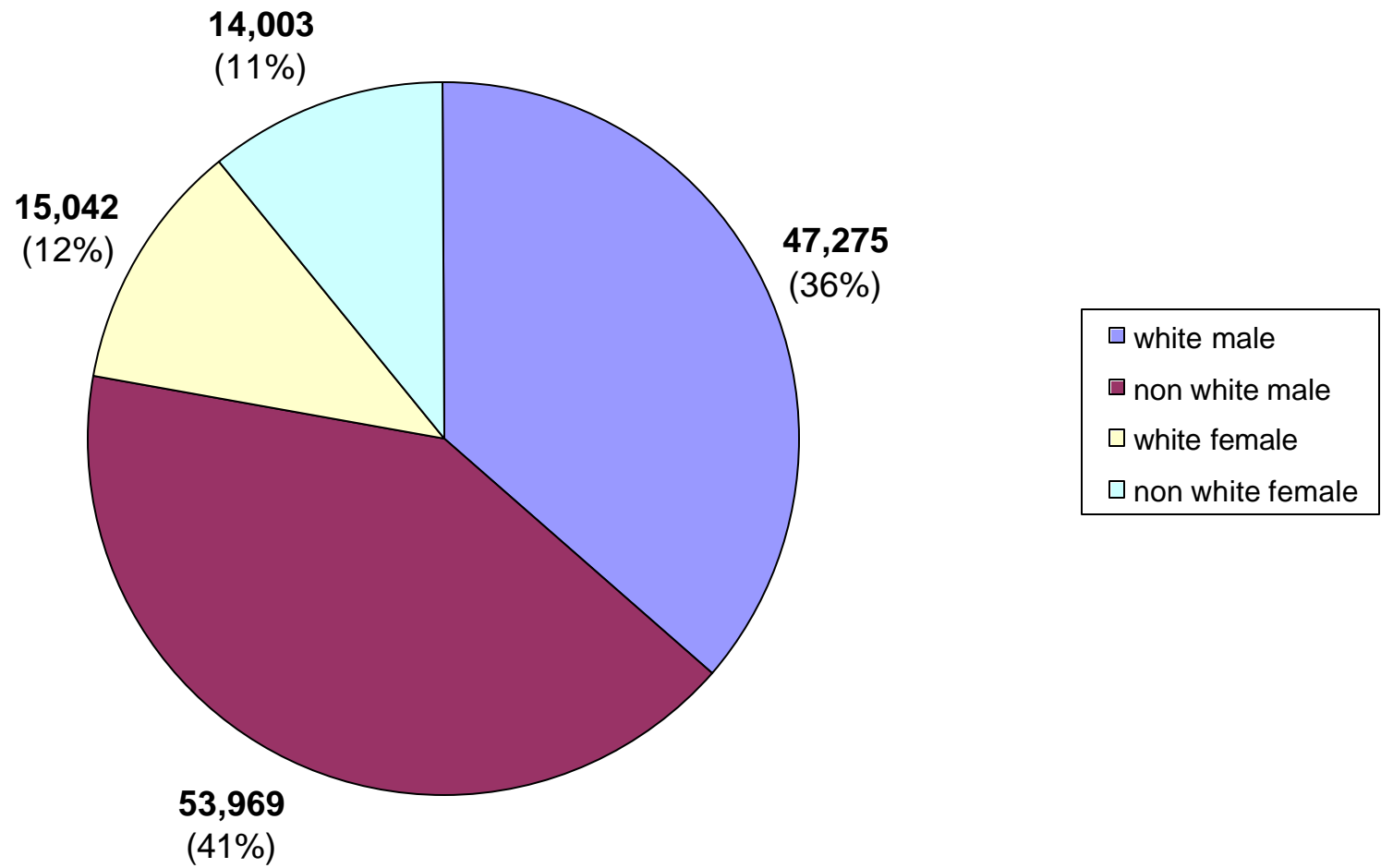
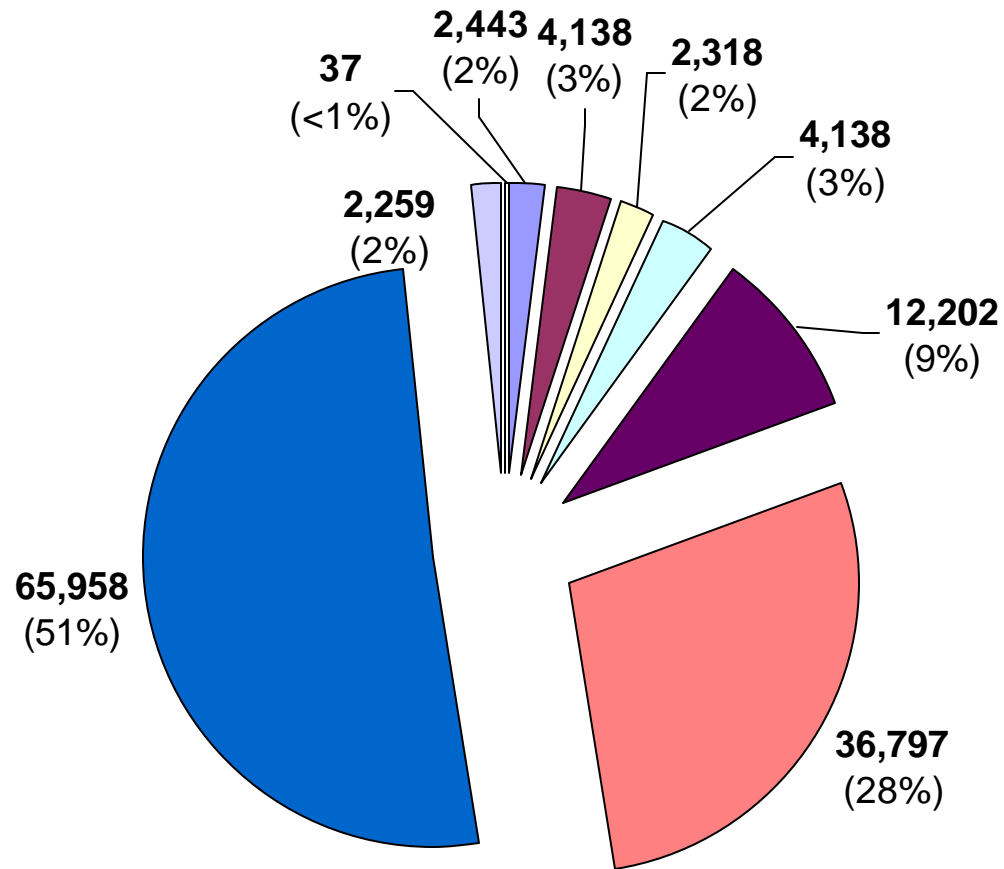


Active Street Probationers by Race & Gender

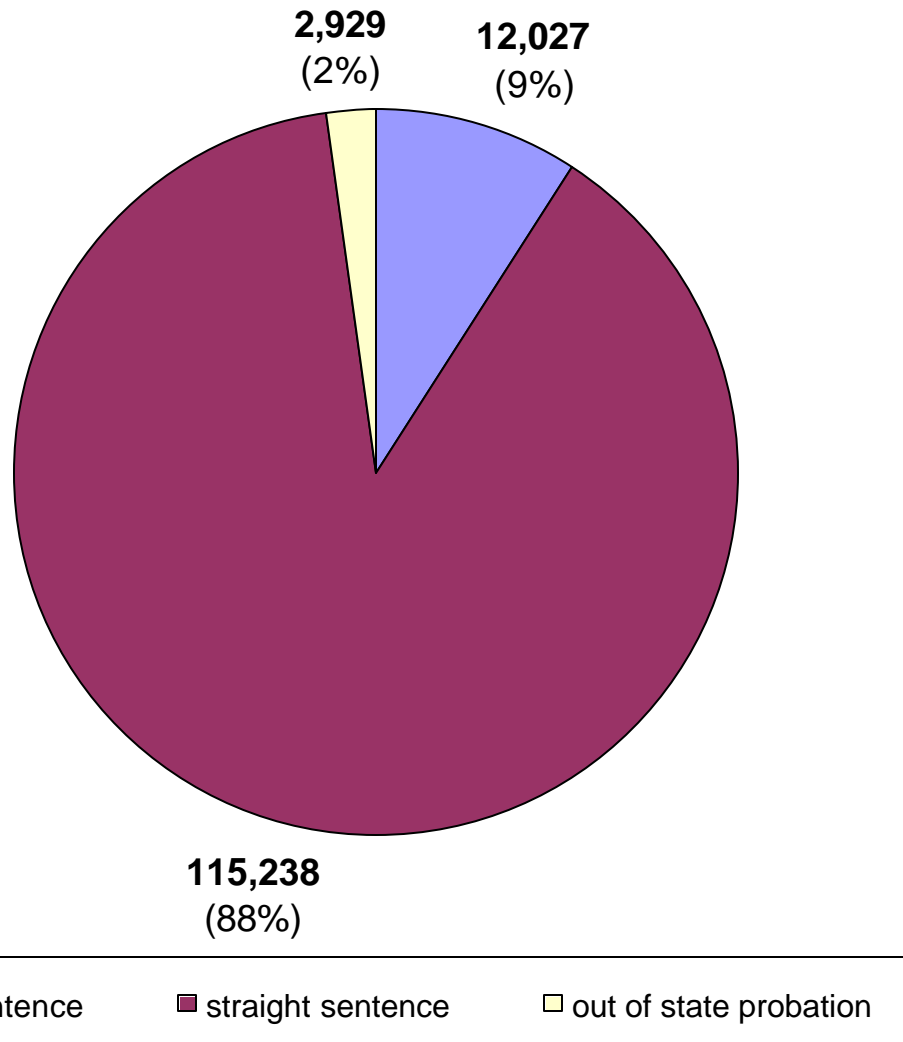


Active Street Probationers by Current Supervision

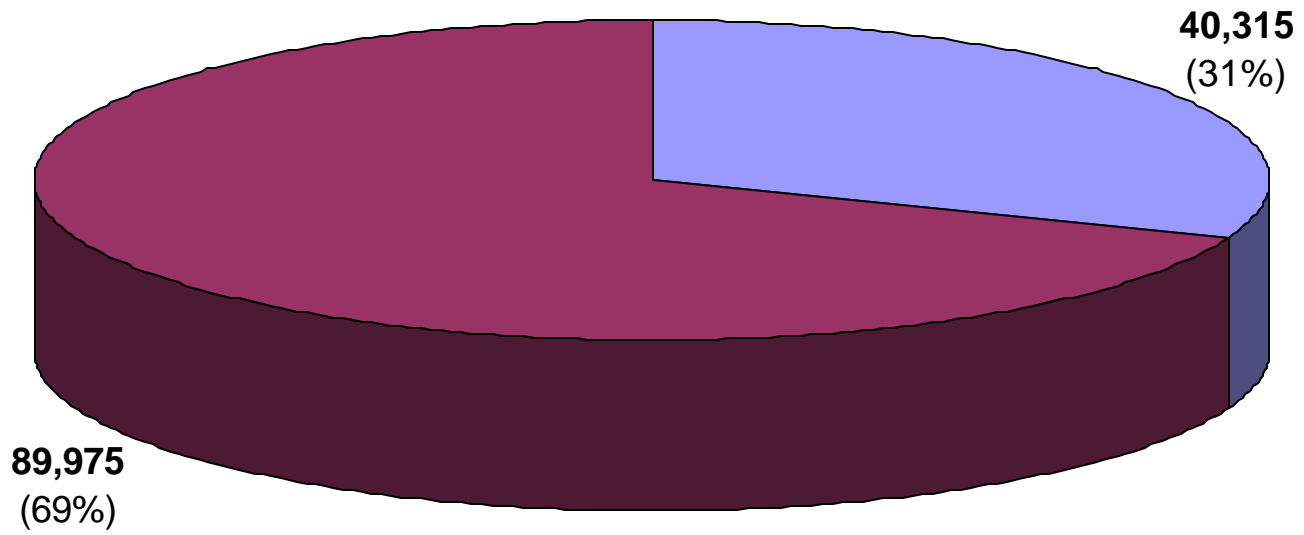


unsupervised	intensive	maximum	high	medium
standard	administrative	unclassified	other	

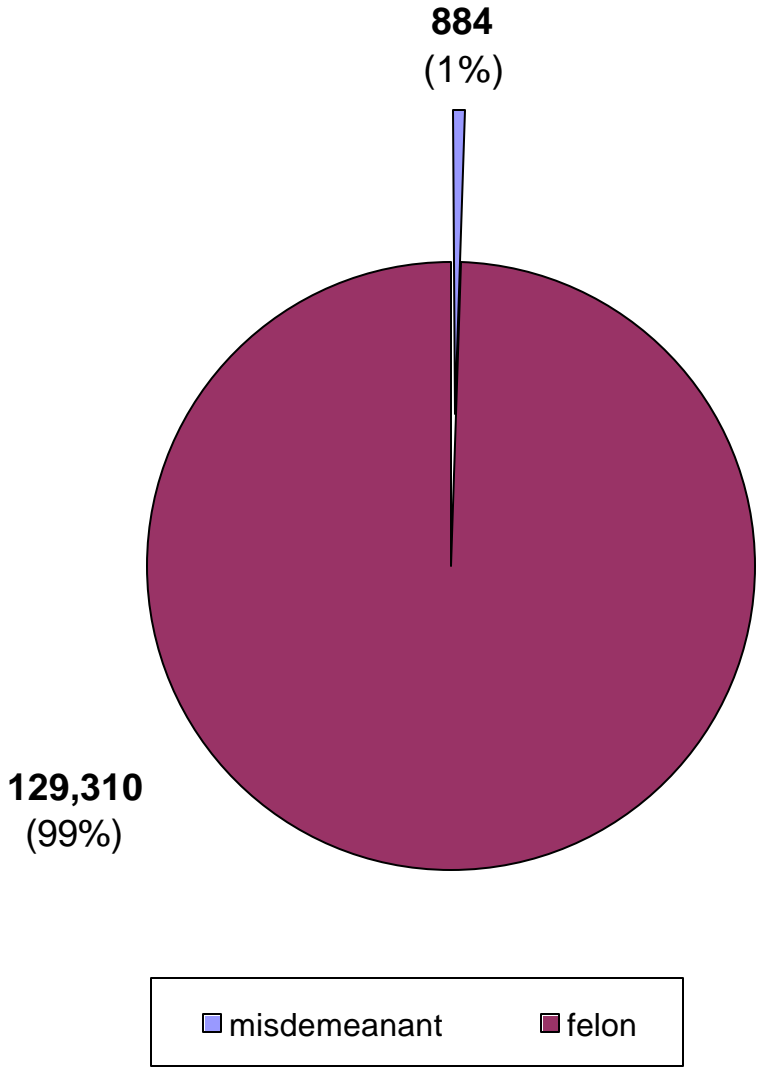
Active Street Probationers by Case Type



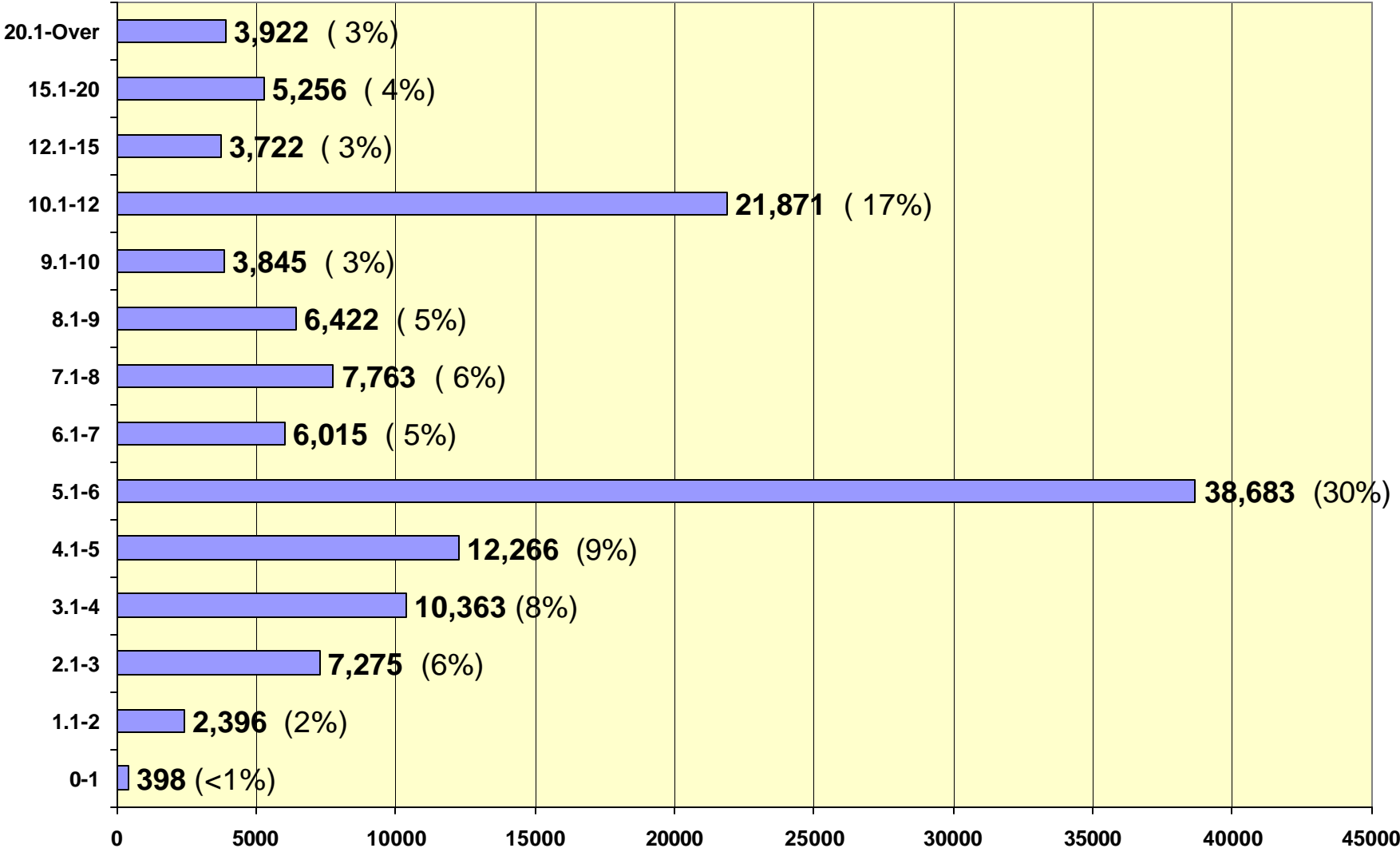
Active Street Probationers by Offender Status



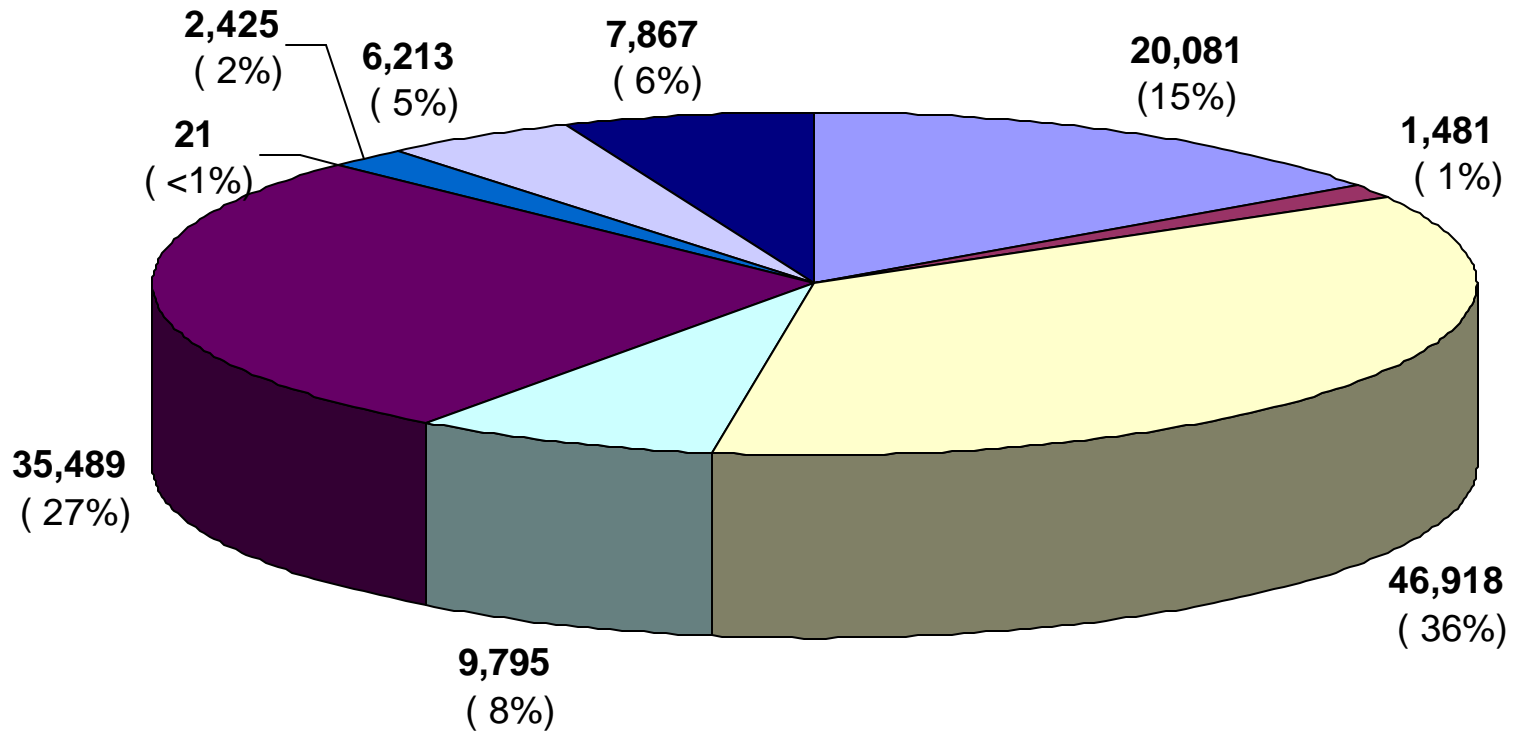
Active Street Probationers by Probationer Type



Active Street Probationers by Sentence Length



Active Street Probationers by Crime Type



viol/person	nonviol/person	property	drug sales	drug poss
alcohol	habit/dui	sex offend	other	

Probationer Statistical Profile

Table of contents for Active & admin probationers, not in facilities

Title	Page
-----	----
Race and sex	2
Current supervision type	3
County of conviction	4
Circuit of conviction	9
Circuit of supervision	11
Sentence length in years	13
Time served in years	14
Time left to serve	15
Case type	16
Release type	17
First offender status	18
Type probationer	19
Most serious crime by group	20
Most serious offense	21
Most serious crime type	31

Georgia Department of Corrections
 Office of Planning & Analysis
 Probationer Statistical Profile

Sample: Active & admin probationers, not in facilities
 Act probationers 01/18/2005

Requestor: Nancy Phillips, Statistician

Race and sex by current age & sex

Race and sex	M e n				W o m e n				Grand		
	age 00-21	age 22-39	age 40-98	age UNKWN	Men Total	age 00-21	age 22-39	age 40-98		age UNKWN	Women Total
WHITE MALE	4188 45	26779 45	16308 51	0 0	47275 47	0 0	0 0	0 0	0 0	0 0	47275 36
NON WHITE MALE	5139 55	33063 55	15767 49	0 0	53969 53	0 0	0 0	0 0	0 0	0 0	53969 41
WHITE FEMALE	0 0	0 0	0 0	0 0	0 0	1014 52	8852 50	5176 56	0 0	15042 52	15042 12
NON WHITE FEMALE	0 0	0 0	0 0	0 0	0 0	951 48	8971 50	4081 44	0 0	14003 48	14003 11
Total reported	9327	59842	32075	0	101244	1965	17823	9257	0	29045	130289
Percent Reported	100.0	100.0	100.0		100.0	100.0	100.0	100.0		100.0	100.0
NOT REPORTED	0	0	1	0	1	0	0	0	0	0	1
Total	9327	59842	32076	0	101245	1965	17823	9257	0	29045	130290
AVERAGE W-AGE	19.89	29.56	47.93	.00	34.49	20.00	30.23	46.50	.00	34.73	34.54

*** Average age excludes missing dates of birth

Probationer Statistical Profile

Sample: Active & admin probationers, not in facilities
Act probationers 01/18/2005

Requestor: Nancy Phillips, Statistician

Current supervision type by current age & sex

Curr supv type	M e n					W o m e n					Grand Total %
	age 00-21	age 22-39	age 40-98	age UNKWN	Men Total %	age 00-21	age 22-39	age 40-98	age UNKWN	Women Total %	
UNSUPERVISED	48 1	1185 2	717 2	0 0	1950 2	10 1	289 2	194 2	0 0	493 2	2443 2
WARRANT	0 0	0 0	0 0	0 0	0 0	0 0	0 0	0 0	0 0	0 0	0 0
BC AFTERCARE	0 0	0 0	0 0	0 0	0 0	0 0	0 0	0 0	0 0	0 0	0 0
HOME CONFINEMENT	0 0	0 0	0 0	0 0	0 0	0 0	0 0	0 0	0 0	0 0	0 0
INTENSIVE	690 7	1850 3	667 2	0 0	3207 3	108 5	577 3	246 3	0 0	931 3	4138 3
MAXIMUM	118 1	1137 2	748 2	0 0	2003 2	11 1	177 1	127 1	0 0	315 1	2318 2
HIGH	351 4	2066 3	1064 3	0 0	3481 3	34 2	395 2	228 2	0 0	657 2	4138 3
MEDIUM	1229 13	5797 10	2817 9	0 0	9843 10	191 10	1528 9	640 7	0 0	2359 8	12202 9
STANDARD	4434 48	15294 26	7654 24	0 0	27382 27	1184 60	5865 33	2366 26	0 0	9415 32	36797 28
ADMINISTRATIVE	2269 24	31331 52	17852 56	0 0	51452 51	415 21	8753 49	5338 58	0 0	14506 50	65958 51
FINANCIAL	0 0	1 0	36 0	0 0	37 0	0 0	0 0	0 0	0 0	0 0	37 0
OBSOLETE CODES	0 0	0 0	0 0	0 0	0 0	0 0	0 0	0 0	0 0	0 0	0 0
UNCLASSIFIED	188 2	1181 2	521 2	0 0	1890 2	12 1	239 1	118 1	0 0	369 1	2259 2
Total reported	9327	59842	32076	0	101245	1965	17823	9257	0	29045	130290
Percent Reported	100.0	100.0	100.0		100.0	100.0	100.0	100.0		100.0	100.0
NOT REPORTED	0	0	0	0	0	0	0	0	0	0	0
Total	9327	59842	32076	0	101245	1965	17823	9257	0	29045	130290

Probationer Statistical Profile

Sample: Active & admin probationers, not in facilities
Act probationers 01/18/2005

Requestor: Nancy Phillips, Statistician

County of conviction by current age & sex

County	M e n					W o m e n					Grand %
	age 00-21 %	age 22-39 %	age 40-98 %	age UNKWN %	Men Total %	age 00-21 %	age 22-39 %	age 40-98 %	age UNKWN %	Women Total %	
Appling	26 0	152 0	66 0	0 0	244 0	4 0	33 0	9 0	0 0	46 0	290 0
Atkinson	16 0	78 0	37 0	0 0	131 0	2 0	18 0	9 0	0 0	29 0	160 0
Bacon	9 0	62 0	43 0	0 0	114 0	3 0	11 0	7 0	0 0	21 0	135 0
Baker	2 0	30 0	18 0	0 0	50 0	0 0	3 0	2 0	0 0	5 0	55 0
Baldwin	87 1	531 1	290 1	0 0	908 1	12 1	137 1	82 1	0 0	231 1	1139 1
Banks	14 0	112 0	83 0	0 0	209 0	2 0	46 0	25 0	0 0	73 0	282 0
Barrow	46 0	282 0	203 1	0 0	531 1	12 1	108 1	72 1	0 0	192 1	723 1
Bartow	89 1	998 2	559 2	0 0	1646 2	29 1	309 2	156 2	0 0	494 2	2140 2
Ben Hill	21 0	185 0	109 0	0 0	315 0	4 0	71 0	28 0	0 0	103 0	418 0
Berrien	25 0	128 0	100 0	0 0	253 0	13 1	36 0	17 0	0 0	66 0	319 0
Bibb	216 2	1620 3	883 3	0 0	2719 3	38 2	542 3	261 3	0 0	841 3	3560 3
Bleckley	30 0	133 0	59 0	0 0	222 0	6 0	45 0	19 0	0 0	70 0	292 0
Brantley	16 0	55 0	46 0	0 0	117 0	5 0	21 0	5 0	0 0	31 0	148 0
Brooks	27 0	128 0	58 0	0 0	213 0	4 0	21 0	14 0	0 0	39 0	252 0
Bryan	24 0	96 0	45 0	0 0	165 0	3 0	27 0	14 0	0 0	44 0	209 0
Bulloch	93 1	502 1	154 0	0 0	749 1	29 1	151 1	45 0	0 0	225 1	974 1
Burke	36 0	129 0	54 0	0 0	219 0	3 0	26 0	16 0	0 0	45 0	264 0
Butts	24 0	202 0	128 0	0 0	354 0	6 0	53 0	26 0	0 0	85 0	439 0
Calhoun	4 0	70 0	37 0	0 0	111 0	1 0	14 0	11 0	0 0	26 0	137 0
Camden	42 0	256 0	105 0	0 0	403 0	4 0	66 0	32 0	0 0	102 0	505 0
Candler	5 0	72 0	36 0	0 0	113 0	0 0	28 0	14 0	0 0	42 0	155 0
Carroll	97 1	484 1	227 1	0 0	808 1	16 1	172 1	85 1	0 0	273 1	1081 1
Catoosa	65 1	338 1	177 1	0 0	580 1	18 1	122 1	66 1	0 0	206 1	786 1
Charlton	12 0	46 0	32 0	0 0	90 0	2 0	12 0	9 0	0 0	23 0	113 0
Chatham	298 3	1724 3	852 3	0 0	2874 3	80 4	590 3	302 3	0 0	972 3	3846 3
Chattahoochee	2 0	25 0	20 0	0 0	47 0	0 0	9 0	2 0	0 0	11 0	58 0
Chattooga	21 0	232 0	118 0	0 0	371 0	12 1	68 0	35 0	0 0	115 0	486 0
Cherokee	168 2	954 2	507 2	0 0	1629 2	53 3	316 2	187 2	0 0	556 2	2185 2
Clarke	119 1	567 1	273 1	0 0	959 1	11 1	170 1	71 1	0 0	252 1	1211 1
Clay	5 0	43 0	28 0	0 0	76 0	1 0	7 0	6 0	0 0	14 0	90 0
Clayton	298 3	853 1	415 1	0 0	1566 2	86 4	351 2	153 2	0 0	590 2	2156 2
Clinch	12 0	98 0	62 0	0 0	172 0	3 0	32 0	15 0	0 0	50 0	222 0
Cobb	654 7	4595 8	2390 7	0 0	7639 8	116 6	1292 7	737 8	0 0	2145 7	9784 8
Coffee	21 0	245 0	144 0	0 0	410 0	4 0	58 0	42 0	0 0	104 0	514 0

(continued)

Probationer Statistical Profile

Sample: Active & admin probationers, not in facilities
Act probationers 01/18/2005

Requestor: Nancy Phillips, Statistician

County of conviction by current age & sex (continued)

County	M e n					W o m e n					Grand Total %
	age 00-21	age % 22-39	age % 40-98	age % UNKWN	Men % Total	age 00-21	age % 22-39	age % 40-98	age % UNKWN	Women % Total	
Colquit	77 1	413 1	199 1	0 0	689 1	13 1	115 1	42 0	0 0	170 1	859 1
Columbia	79 1	339 1	134 0	0 0	552 1	7 0	92 1	62 1	0 0	161 1	713 1
Cook	32 0	248 0	148 0	0 0	428 0	2 0	53 0	41 0	0 0	96 0	524 0
Coweta	110 1	415 1	225 1	0 0	750 1	19 1	169 1	72 1	0 0	260 1	1010 1
Crawford	16 0	55 0	29 0	0 0	100 0	1 0	8 0	9 0	0 0	18 0	118 0
Crisp	41 0	294 0	144 0	0 0	479 0	19 1	120 1	41 0	0 0	180 1	659 1
Dade	28 0	183 0	90 0	0 0	301 0	3 0	68 0	29 0	0 0	100 0	401 0
Dawson	21 0	146 0	84 0	0 0	251 0	8 0	53 0	37 0	0 0	98 0	349 0
Decatur	31 0	329 1	197 1	0 0	557 1	6 0	121 1	56 1	0 0	183 1	740 1
DeKalb	425 5	2535 4	1274 4	0 0	4234 4	97 5	785 4	340 4	0 0	1222 4	5456 4
Dodge	20 0	129 0	76 0	0 0	225 0	7 0	40 0	24 0	0 0	71 0	296 0
Dooly	27 0	146 0	71 0	0 0	244 0	2 0	35 0	25 0	0 0	62 0	306 0
Dougherty	240 3	1933 3	1117 3	0 0	3290 3	54 3	523 3	290 3	0 0	867 3	4157 3
Douglas	177 2	1412 2	868 3	0 0	2457 2	63 3	532 3	287 3	0 0	882 3	3339 3
Early	29 0	170 0	88 0	0 0	287 0	2 0	47 0	19 0	0 0	68 0	355 0
Echols	0 0	14 0	17 0	0 0	31 0	1 0	0 0	2 0	0 0	3 0	34 0
Effingham	54 1	208 0	97 0	0 0	359 0	15 1	77 0	39 0	0 0	131 0	490 0
Elbert	13 0	162 0	113 0	0 0	288 0	2 0	39 0	26 0	0 0	67 0	355 0
Emanuel	29 0	130 0	58 0	0 0	217 0	6 0	31 0	19 0	0 0	56 0	273 0
Evans	9 0	66 0	33 0	0 0	108 0	6 0	16 0	8 0	0 0	30 0	138 0
Fannin	16 0	149 0	124 0	0 0	289 0	3 0	56 0	30 0	0 0	89 0	378 0
Fayette	60 1	387 1	180 1	0 0	627 1	13 1	162 1	79 1	0 0	254 1	881 1
Floyd	111 1	1002 2	622 2	0 0	1735 2	35 2	368 2	210 2	0 0	613 2	2348 2
Forsyth	71 1	425 1	237 1	0 0	733 1	11 1	111 1	69 1	0 0	191 1	924 1
Franklin	25 0	157 0	111 0	0 0	293 0	1 0	46 0	23 0	0 0	70 0	363 0
Fulton	669 7	4312 7	2196 7	0 0	7177 7	75 4	808 5	462 5	0 0	1345 5	8522 7
Gilmer	28 0	218 0	154 0	0 0	400 0	4 0	73 0	51 1	0 0	128 0	528 0
Glascocock	3 0	11 0	7 0	0 0	21 0	0 0	2 0	1 0	0 0	3 0	24 0
Glynn	70 1	572 1	300 1	0 0	942 1	16 1	175 1	94 1	0 0	285 1	1227 1
Gordon	51 1	454 1	283 1	0 0	788 1	19 1	166 1	102 1	0 0	287 1	1075 1
Grady	32 0	258 0	133 0	0 0	423 0	5 0	51 0	33 0	0 0	89 0	512 0
Greene	24 0	216 0	74 0	0 0	314 0	0 0	43 0	17 0	0 0	60 0	374 0
Gwinnett	547 6	3112 5	1468 5	0 0	5127 5	118 6	880 5	439 5	0 0	1437 5	6564 5
Habersham	37 0	180 0	102 0	0 0	319 0	12 1	59 0	35 0	0 0	106 0	425 0
Hall	134 1	836 1	516 2	0 0	1486 1	39 2	290 2	157 2	0 0	486 2	1972 2

(continued)

Probationer Statistical Profile

Sample: Active & admin probationers, not in facilities
Act probationers 01/18/2005

Requestor: Nancy Phillips, Statistician

County of conviction by current age & sex (continued)

County	M e n				Men % Total	W o m e n				Women % Total	Grand % Total
	age 00-21	age % 22-39	age % 40-98	age % UNKWN		age 00-21	age % 22-39	age % 40-98	age % UNKWN		
Hancock	13 0	70 0	45 0	0 0	128 0	0 0	13 0	8 0	0 0	21 0	149 0
Haralson	25 0	182 0	151 0	0 0	358 0	5 0	45 0	31 0	0 0	81 0	439 0
Harris	30 0	106 0	78 0	0 0	214 0	2 0	24 0	15 0	0 0	41 0	255 0
Hart	7 0	148 0	64 0	0 0	219 0	0 0	33 0	25 0	0 0	58 0	277 0
Heard	6 0	44 0	31 0	0 0	81 0	1 0	13 0	7 0	0 0	21 0	102 0
Henry	208 2	974 2	403 1	0 0	1585 2	35 2	296 2	149 2	0 0	480 2	2065 2
Houston	137 1	835 1	456 1	0 0	1428 1	27 1	297 2	103 1	0 0	427 1	1855 1
Irwin	17 0	88 0	64 0	0 0	169 0	2 0	13 0	9 0	0 0	24 0	193 0
Jackson	58 1	345 1	226 1	0 0	629 1	7 0	106 1	63 1	0 0	176 1	805 1
Jasper	18 0	87 0	57 0	0 0	162 0	2 0	12 0	13 0	0 0	27 0	189 0
Jeff Davis	18 0	115 0	69 0	0 0	202 0	4 0	25 0	15 0	0 0	44 0	246 0
Jefferson	16 0	123 0	61 0	0 0	200 0	2 0	22 0	9 0	0 0	33 0	233 0
Jenkins	14 0	87 0	37 0	0 0	138 0	2 0	22 0	6 0	0 0	30 0	168 0
Johnson	4 0	71 0	28 0	0 0	103 0	1 0	12 0	9 0	0 0	22 0	125 0
Jones	39 0	239 0	129 0	0 0	407 0	7 0	49 0	29 0	0 0	85 0	492 0
Lamar	18 0	204 0	80 0	0 0	302 0	8 0	42 0	20 0	0 0	70 0	372 0
Lanier	15 0	87 0	62 0	0 0	164 0	3 0	12 0	9 0	0 0	24 0	188 0
Laurens	38 0	431 1	232 1	0 0	701 1	9 0	108 1	46 0	0 0	163 1	864 1
Lee	22 0	246 0	150 0	0 0	418 0	12 1	46 0	24 0	0 0	82 0	500 0
Liberty	35 0	193 0	68 0	0 0	296 0	5 0	59 0	26 0	0 0	90 0	386 0
Lincoln	6 0	69 0	39 0	0 0	114 0	2 0	9 0	13 0	0 0	24 0	138 0
Long	11 0	37 0	26 0	0 0	74 0	1 0	6 0	6 0	0 0	13 0	87 0
Lowndes	198 2	1280 2	562 2	0 0	2040 2	45 2	353 2	164 2	0 0	562 2	2602 2
Lumpkin	12 0	174 0	106 0	0 0	292 0	6 0	49 0	26 0	0 0	81 0	373 0
Macon	22 0	140 0	127 0	0 0	289 0	2 0	22 0	17 0	0 0	41 0	330 0
Madison	24 0	138 0	95 0	0 0	257 0	5 0	38 0	26 0	0 0	69 0	326 0
Marion	14 0	55 0	34 0	0 0	103 0	1 0	12 0	8 0	0 0	21 0	124 0
McDuffie	27 0	161 0	84 0	0 0	272 0	8 0	44 0	18 0	0 0	70 0	342 0
McIntosh	12 0	68 0	46 0	0 0	126 0	2 0	20 0	12 0	0 0	34 0	160 0
Meriwether	27 0	156 0	109 0	0 0	292 0	4 0	47 0	23 0	0 0	74 0	366 0
Miller	14 0	99 0	40 0	0 0	153 0	3 0	16 0	9 0	0 0	28 0	181 0
Mitchell	34 0	296 0	122 0	0 0	452 0	1 0	78 0	32 0	0 0	111 0	563 0
Monroe	20 0	176 0	92 0	0 0	288 0	6 0	57 0	19 0	0 0	82 0	370 0
Montgomery	9 0	70 0	26 0	0 0	105 0	0 0	19 0	10 0	0 0	29 0	134 0
Morgan	8 0	130 0	82 0	0 0	220 0	2 0	20 0	14 0	0 0	36 0	256 0

(continued)

Probationer Statistical Profile

Sample: Active & admin probationers, not in facilities
Act probationers 01/18/2005

Requestor: Nancy Phillips, Statistician

County of conviction by current age & sex (continued)

County	M e n				Men % Total	W o m e n				Women % Total	Grand % Total
	age 00-21	age % 22-39	age % 40-98	age % UNKWN		age 00-21	age % 22-39	age % 40-98	age % UNKWN		
Murray	24 0	185 0	72 0	0 0	281 0	3 0	43 0	21 0	0 0	67 0	348 0
Muscogee	238 3	1206 2	671 2	0 0	2115 2	65 3	520 3	254 3	0 0	839 3	2954 2
Newton	77 1	729 1	514 2	0 0	1320 1	21 1	188 1	128 1	0 0	337 1	1657 1
Oconee	12 0	66 0	34 0	0 0	112 0	1 0	23 0	11 0	0 0	35 0	147 0
Oglethorpe	6 0	76 0	40 0	0 0	122 0	0 0	9 0	6 0	0 0	15 0	137 0
Paulding	84 1	442 1	253 1	0 0	779 1	13 1	93 1	63 1	0 0	169 1	948 1
Peach	43 0	169 0	85 0	0 0	297 0	2 0	45 0	16 0	0 0	63 0	360 0
Pickens	12 0	131 0	100 0	0 0	243 0	3 0	61 0	31 0	0 0	95 0	338 0
Pierce	7 0	44 0	24 0	0 0	75 0	2 0	14 0	15 0	0 0	31 0	106 0
Pike	6 0	50 0	25 0	0 0	81 0	1 0	8 0	4 0	0 0	13 0	94 0
Polk	19 0	351 1	236 1	0 0	606 1	4 0	70 0	61 1	0 0	135 0	741 1
Pulaski	16 0	66 0	27 0	0 0	109 0	4 0	24 0	15 0	0 0	43 0	152 0
Putnam	27 0	192 0	141 0	0 0	360 0	7 0	41 0	28 0	0 0	76 0	436 0
Quitman	7 0	24 0	13 0	0 0	44 0	2 0	7 0	5 0	0 0	14 0	58 0
Rabun	16 0	93 0	67 0	0 0	176 0	9 0	21 0	25 0	0 0	55 0	231 0
Randolph	18 0	123 0	54 0	0 0	195 0	1 0	36 0	17 0	0 0	54 0	249 0
Richmond	230 2	1393 2	672 2	0 0	2295 2	48 2	519 3	226 2	0 0	793 3	3088 2
Rockdale	74 1	378 1	180 1	0 0	632 1	17 1	149 1	61 1	0 0	227 1	859 1
Schley	7 0	54 0	40 0	0 0	101 0	1 0	17 0	3 0	0 0	21 0	122 0
Screven	26 0	125 0	78 0	0 0	229 0	5 0	52 0	34 0	0 0	91 0	320 0
Seminole	16 0	135 0	77 0	0 0	228 0	5 0	38 0	13 0	0 0	56 0	284 0
Spalding	87 1	502 1	244 1	0 0	833 1	25 1	222 1	113 1	0 0	360 1	1193 1
Stephens	40 0	142 0	100 0	0 0	282 0	10 1	41 0	32 0	0 0	83 0	365 0
Stewart	2 0	74 0	49 0	0 0	125 0	0 0	12 0	14 0	0 0	26 0	151 0
Sumter	59 1	505 1	387 1	0 0	951 1	8 0	155 1	93 1	0 0	256 1	1207 1
Talbot	6 0	38 0	35 0	0 0	79 0	1 0	4 0	5 0	0 0	10 0	89 0
Taliaferro	5 0	20 0	8 0	0 0	33 0	0 0	3 0	4 0	0 0	7 0	40 0
Tattnall	19 0	84 0	57 0	0 0	160 0	5 0	21 0	19 0	0 0	45 0	205 0
Taylor	12 0	82 0	41 0	0 0	135 0	4 0	11 0	5 0	0 0	20 0	155 0
Telfair	17 0	130 0	59 0	0 0	206 0	3 0	50 0	26 0	0 0	79 0	285 0
Terrell	19 0	185 0	56 0	0 0	260 0	10 1	33 0	23 0	0 0	66 0	326 0
Thomas	107 1	725 1	350 1	0 0	1182 1	17 1	194 1	92 1	0 0	303 1	1485 1
Tift	40 0	395 1	227 1	0 0	662 1	3 0	93 1	60 1	0 0	156 1	818 1
Toombs	24 0	174 0	71 0	0 0	269 0	8 0	59 0	30 0	0 0	97 0	366 0
Towns	4 0	49 0	25 0	0 0	78 0	0 0	14 0	8 0	0 0	22 0	100 0

(continued)

Probationer Statistical Profile

Sample: Active & admin probationers, not in facilities
Act probationers 01/18/2005

Requestor: Nancy Phillips, Statistician

County of conviction by current age & sex (continued)

County	M e n					W o m e n					Grand
	age 00-21	age % 22-39	age % 40-98	age % UNKWN	Men % Total	age % 00-21	age % 22-39	age % 40-98	age % UNKWN	Women % Total	
Treutlen	10 0	67 0	41 0	0 0	118 0	1 0	13 0	12 0	0 0	26 0	144 0
Troup	95 1	507 1	252 1	0 0	854 1	29 1	201 1	80 1	0 0	310 1	1164 1
Turner	13 0	101 0	42 0	0 0	156 0	1 0	16 0	8 0	0 0	25 0	181 0
Twiggs	7 0	73 0	42 0	0 0	122 0	0 0	25 0	10 0	0 0	35 0	157 0
Union	18 0	76 0	45 0	0 0	139 0	2 0	26 0	17 0	0 0	45 0	184 0
Upson	30 0	193 0	76 0	0 0	299 0	8 0	58 0	23 0	0 0	89 0	388 0
Walker	83 1	387 1	211 1	0 0	681 1	13 1	141 1	71 1	0 0	225 1	906 1
Walton	73 1	665 1	447 1	0 0	1185 1	13 1	161 1	90 1	0 0	264 1	1449 1
Ware	32 0	216 0	140 0	0 0	388 0	5 0	72 0	40 0	0 0	117 0	505 0
Warren	6 0	47 0	29 0	0 0	82 0	2 0	5 0	1 0	0 0	8 0	90 0
Washington	20 0	109 0	61 0	0 0	190 0	5 0	25 0	12 0	0 0	42 0	232 0
Wayne	50 1	226 0	153 0	0 0	429 0	13 1	77 0	40 0	0 0	130 0	559 0
Webster	11 0	34 0	39 0	0 0	84 0	1 0	6 0	4 0	0 0	11 0	95 0
Wheeler	4 0	36 0	28 0	0 0	68 0	2 0	11 0	10 0	0 0	23 0	91 0
White	9 0	126 0	89 0	0 0	224 0	2 0	38 0	19 0	0 0	59 0	283 0
Whitfield	98 1	687 1	350 1	0 0	1135 1	24 1	299 2	136 1	0 0	459 2	1594 1
Wilcox	9 0	46 0	29 0	0 0	84 0	2 0	11 0	5 0	0 0	18 0	102 0
Wilkes	11 0	97 0	56 0	0 0	164 0	1 0	23 0	15 0	0 0	39 0	203 0
Wilkinson	17 0	85 0	50 0	0 0	152 0	3 0	20 0	13 0	0 0	36 0	188 0
Worth	23 0	194 0	110 0	0 0	327 0	0 0	36 0	24 0	0 0	60 0	387 0
Out of state	166 2	1364 2	665 2	0 0	2195 2	42 2	451 3	207 2	0 0	700 2	2895 2
Total reported	9327	59838	32075	0	101240	1965	17823	9255	0	29043	130283
Percent Reported	100.0	100.0	100.0		100.0	100.0	100.0	100.0		100.0	100.0
Not reported	0	4	1	0	5	0	0	2	0	2	7
Total	9327	59842	32076	0	101245	1965	17823	9257	0	29045	130290

Probationer Statistical Profile

Sample: Active & admin probationers, not in facilities
Act probationers 01/18/2005

Requestor: Nancy Phillips, Statistician

Circuit of conviction by current age & sex

Circuit of conv	M e n					W o m e n					Grand Total %
	age 00-21 %	age 22-39 %	age 40-98 %	age UNKWN %	Men Total %	age 00-21 %	age 22-39 %	age 40-98 %	age UNKWN %	Women Total %	
Alapaha	108 1	675 1	421 1	0 0	1204 1	25 1	163 1	98 1	0 0	286 1	1490 1
Alcovy	150 2	1394 2	962 3	0 0	2506 3	34 2	349 2	219 2	0 0	602 2	3108 2
Atlanta	696 8	4442 8	2283 7	0 0	7421 7	80 4	873 5	498 6	0 0	1451 5	8872 7
Atlantic	110 1	544 1	275 1	0 0	929 1	22 1	149 1	85 1	0 0	256 1	1185 1
Augusta	346 4	1874 3	863 3	0 0	3083 3	58 3	637 4	304 3	0 0	999 4	4082 3
Blue Ridge	168 2	955 2	507 2	0 0	1630 2	53 3	316 2	187 2	0 0	556 2	2186 2
Brunswick	206 2	1331 2	701 2	0 0	2238 2	41 2	378 2	193 2	0 0	612 2	2850 2
Chattahoochee	309 3	1521 3	882 3	0 0	2712 3	75 4	585 3	290 3	0 0	950 3	3662 3
Cherokee	146 2	1457 2	845 3	0 0	2448 2	48 2	475 3	259 3	0 0	782 3	3230 3
Clayton	298 3	851 1	413 1	0 0	1562 2	86 4	350 2	153 2	0 0	589 2	2151 2
Cobb	654 7	4593 8	2389 8	0 0	7636 8	116 6	1289 7	735 8	0 0	2140 8	9776 8
Conasauga	129 1	905 2	440 1	0 0	1474 1	29 2	355 2	164 2	0 0	548 2	2022 2
Cordele	98 1	671 1	353 1	0 0	1122 1	27 1	237 1	99 1	0 0	363 1	1485 1
Coweta	335 4	1606 3	844 3	0 0	2785 3	69 4	602 3	267 3	0 0	938 3	3723 3
Dougherty	240 3	1933 3	1117 4	0 0	3290 3	54 3	523 3	290 3	0 0	867 3	4157 3
Dublin	59 1	642 1	343 1	0 0	1044 1	11 1	158 1	77 1	0 0	246 1	1290 1
Eastern	298 3	1724 3	851 3	0 0	2873 3	80 4	589 3	302 3	0 0	971 3	3844 3
Flint	208 2	974 2	403 1	0 0	1585 2	35 2	296 2	149 2	0 0	480 2	2065 2
Griffin	183 2	1132 2	525 2	0 0	1840 2	47 2	450 3	219 2	0 0	716 3	2556 2
Gwinnett	547 6	3111 5	1468 5	0 0	5126 5	118 6	880 5	439 5	0 0	1437 5	6563 5
Houston	137 1	835 1	456 1	0 0	1428 1	27 1	297 2	103 1	0 0	427 2	1855 1
Lookout Mountain	197 2	1140 2	596 2	0 0	1933 2	46 2	399 2	201 2	0 0	646 2	2579 2
Macon	275 3	1844 3	997 3	0 0	3116 3	41 2	595 3	286 3	0 0	922 3	4038 3
Middle	94 1	608 1	287 1	0 0	989 1	21 1	165 1	84 1	0 0	270 1	1259 1
Mountain	93 1	415 1	269 1	0 0	777 1	31 2	121 1	92 1	0 0	244 1	1021 1
Northeastern	155 2	982 2	600 2	0 0	1737 2	47 2	343 2	194 2	0 0	584 2	2321 2
Northern	75 1	681 1	423 1	0 0	1179 1	8 0	165 1	106 1	0 0	279 1	1458 1
Ocmulgee	233 3	1550 3	868 3	0 0	2651 3	33 2	335 2	204 2	0 0	572 2	3223 3
Oconee	96 1	564 1	275 1	0 0	935 1	22 1	189 1	104 1	0 0	315 1	1250 1
Ogeechee	187 2	922 2	366 1	0 0	1475 1	51 3	302 2	124 1	0 0	477 2	1952 2
Pataula	108 1	779 1	356 1	0 0	1243 1	24 1	184 1	92 1	0 0	300 1	1543 1
Piedmont	118 1	739 1	512 2	0 0	1369 1	21 1	260 1	160 2	0 0	441 2	1810 1
Rome	111 1	1002 2	622 2	0 0	1735 2	35 2	368 2	210 2	0 0	613 2	2348 2
South Georgia	103 1	983 2	507 2	0 0	1593 2	13 1	267 2	134 1	0 0	414 1	2007 2

(continued)

Probationer Statistical Profile

Sample: Active & admin probationers, not in facilities
Act probationers 01/18/2005

Requestor: Nancy Phillips, Statistician

Circuit of conviction by current age & sex (continued)

Circuit of conv	M e n					W o m e n					Grand Total %
	age 00-21	age % 22-39	age % 40-98	age % UNKWN	Men % Total	age 00-21	age % 22-39	age % 40-98	age % UNKWN	Women % Total	
Southern	409 4	2560 4	1186 4	0 0	4155 4	80 4	683 4	314 3	0 0	1077 4	5232 4
Southwestern	123 1	1053 2	792 3	0 0	1968 2	24 1	258 1	155 2	0 0	437 2	2405 2
Stone Mountain	425 5	2535 4	1274 4	0 0	4234 4	97 5	785 5	340 4	0 0	1222 4	5456 4
Tallapoosa	44 0	533 1	387 1	0 0	964 1	9 0	115 1	92 1	0 0	216 1	1180 1
Tifton	93 1	778 1	443 1	0 0	1314 1	6 0	158 1	101 1	0 0	265 1	1579 1
Toombs	58 1	405 1	223 1	0 0	686 1	13 1	86 0	52 1	0 0	151 1	837 1
Waycross	97 1	668 1	429 1	0 0	1194 1	21 1	188 1	118 1	0 0	327 1	1521 1
Western	131 1	633 1	307 1	0 0	1071 1	12 1	193 1	82 1	0 0	287 1	1358 1
Rockdale	74 1	378 1	180 1	0 0	632 1	17 1	149 1	61 1	0 0	227 1	859 1
Douglas	177 2	1412 2	868 3	0 0	2457 2	63 3	532 3	287 3	0 0	882 3	3339 3
Appalachian	56 1	498 1	378 1	0 0	932 1	10 1	190 1	112 1	0 0	312 1	1244 1
Enotah	43 0	425 1	265 1	0 0	733 1	10 1	127 1	70 1	0 0	207 1	940 1
Bell-Forsyth	71 1	425 1	237 1	0 0	733 1	11 1	111 1	69 1	0 0	191 1	924 1
Towaliga	62 1	582 1	300 1	0 0	944 1	20 1	152 1	65 1	0 0	237 1	1181 1
Paulding	84 1	442 1	253 1	0 0	779 1	13 1	93 1	63 1	0 0	169 1	948 1
OUT OF STATE	166 2	1364 2	666 2	0 0	2196 2	42 2	451 3	207 2	0 0	700 2	2896 2
Total reported	9383	60070	32207	0	101660	1976	17915	9309	0	29200	130860
Percent Reported	100.6	100.4	100.4		100.4	100.6	100.5	100.6		100.5	100.4
NOT REPORTED	95	639	397	0	1131	28	155	101	0	284	1415
Total	9327	59842	32076	0	101245	1965	17823	9257	0	29045	130290

Probationer Statistical Profile

Sample: Active & admin probationers, not in facilities
Act probationers 01/18/2005

Requestor: Nancy Phillips, Statistician

Circuit of supervision by current age & sex

Circuit of supv	M e n				W o m e n				Grand Total %		
	age 00-21	age 22-39	age 40-98	age UNKWN	Men Total %	age 00-21	age 22-39	age 40-98		Women Total %	
Alapaha	95 1	639 1	397 1	0 0	1131 1	28 1	155 1	101 1	0 0	284 1	1415 1
Alcovy	149 2	1401 2	916 3	0 0	2466 2	34 2	360 2	217 2	0 0	611 2	3077 2
Atlanta	769 8	5255 9	2641 8	0 0	8665 9	107 5	1134 6	581 6	0 0	1822 6	10487 8
Atlantic	116 1	555 1	292 1	0 0	963 1	31 2	176 1	80 1	0 0	287 1	1250 1
Augusta	352 4	1984 3	915 3	0 0	3251 3	60 3	639 4	307 3	0 0	1006 3	4257 3
Blue Ridge	152 2	908 2	493 2	0 0	1553 2	48 2	301 2	182 2	0 0	531 2	2084 2
Brunswick	214 2	1358 2	711 2	0 0	2283 2	46 2	401 2	199 2	0 0	646 2	2929 2
Chattahoochee	306 3	1571 3	909 3	0 0	2786 3	69 4	597 3	303 3	0 0	969 3	3755 3
Cherokee	149 2	1478 2	870 3	0 0	2497 2	46 2	477 3	274 3	0 0	797 3	3294 3
Clayton	284 3	943 2	448 1	0 0	1675 2	69 4	391 2	169 2	0 0	629 2	2304 2
Cobb	634 7	4212 7	2142 7	0 0	6988 7	102 5	1160 7	686 7	0 0	1948 7	8936 7
Conasauga	135 1	974 2	474 1	0 0	1583 2	31 2	372 2	168 2	0 0	571 2	2154 2
Cordele	91 1	621 1	348 1	0 0	1060 1	23 1	226 1	80 1	0 0	329 1	1389 1
Coweta	335 4	1626 3	889 3	0 0	2850 3	75 4	616 3	275 3	0 0	966 3	3816 3
Dougherty	244 3	1966 3	1123 4	0 0	3333 3	60 3	536 3	296 3	0 0	892 3	4225 3
Dublin	66 1	623 1	339 1	0 0	1028 1	13 1	171 1	81 1	0 0	265 1	1293 1
Eastern	303 3	1779 3	888 3	0 0	2970 3	79 4	587 3	308 3	0 0	974 3	3944 3
Flint	188 2	909 2	404 1	0 0	1501 1	33 2	277 2	153 2	0 0	463 2	1964 2
Griffin	186 2	1081 2	537 2	0 0	1804 2	49 2	397 2	207 2	0 0	653 2	2457 2
Gwinnett	565 6	3113 5	1407 4	0 0	5085 5	120 6	876 5	421 5	0 0	1417 5	6502 5
Houston	131 1	754 1	415 1	0 0	1300 1	28 1	252 1	105 1	0 0	385 1	1685 1
Lookout Mountain	196 2	1167 2	627 2	0 0	1990 2	44 2	404 2	204 2	0 0	652 2	2642 2
Macon	297 3	2023 3	1088 3	0 0	3408 3	37 2	640 4	311 3	0 0	988 3	4396 3
Middle	101 1	622 1	309 1	0 0	1032 1	20 1	182 1	92 1	0 0	294 1	1326 1
Mountain	100 1	439 1	287 1	0 0	826 1	33 2	132 1	97 1	0 0	262 1	1088 1
Northeastern	158 2	1041 2	610 2	0 0	1809 2	51 3	351 2	200 2	0 0	602 2	2411 2
Northern	74 1	701 1	447 1	0 0	1222 1	9 0	193 1	121 1	0 0	323 1	1545 1
Ocmulgee	200 2	1431 2	832 3	0 0	2463 2	32 2	323 2	201 2	0 0	556 2	3019 2
Oconee	87 1	534 1	281 1	0 0	902 1	19 1	186 1	96 1	0 0	301 1	1203 1
Ogeechee	173 2	832 1	358 1	0 0	1363 1	44 2	296 2	129 1	0 0	469 2	1832 1
Pataula	107 1	758 1	357 1	0 0	1222 1	23 1	181 1	102 1	0 0	306 1	1528 1
Piedmont	107 1	737 1	490 2	0 0	1334 1	20 1	245 1	154 2	0 0	419 1	1753 1
Rome	107 1	980 2	619 2	0 0	1706 2	38 2	364 2	199 2	0 0	601 2	2307 2
South Georgia	102 1	1010 2	525 2	0 0	1637 2	13 1	278 2	130 1	0 0	421 1	2058 2

(continued)

Probationer Statistical Profile

Sample: Active & admin probationers, not in facilities
Act probationers 01/18/2005

Requestor: Nancy Phillips, Statistician

Circuit of supervision by current age & sex (continued)

Circuit of supv	M e n				W o m e n				Grand		
	age 00-21	age % 22-39	age % 40-98	age % UNKWN	Men % Total	age % 00-21	age % 22-39	age % 40-98		age % UNKWN	Women % Total
Southern	408 4	2596 4	1199 4	0 0	4203 4	80 4	667 4	308 3	0 0	1055 4	5258 4
Southwestern	122 1	1001 2	747 2	0 0	1870 2	19 1	256 1	151 2	0 0	426 1	2296 2
Stone Mountain	473 5	2921 5	1422 4	0 0	4816 5	113 6	901 5	386 4	0 0	1400 5	6216 5
Tallapoosa	51 1	586 1	393 1	0 0	1030 1	15 1	154 1	109 1	0 0	278 1	1308 1
Tifton	94 1	813 1	445 1	0 0	1352 1	10 1	165 1	110 1	0 0	285 1	1637 1
Toombs	59 1	386 1	217 1	0 0	662 1	12 1	81 0	49 1	0 0	142 0	804 1
Waycross	104 1	699 1	448 1	0 0	1251 1	22 1	195 1	126 1	0 0	343 1	1594 1
Western	133 1	666 1	319 1	0 0	1118 1	17 1	195 1	82 1	0 0	294 1	1412 1
Rockdale	82 1	393 1	196 1	0 0	671 1	19 1	148 1	65 1	0 0	232 1	903 1
Douglas	163 2	1250 2	737 2	0 0	2150 2	51 3	429 2	222 2	0 0	702 2	2852 2
Appalachian	53 1	505 1	405 1	0 0	963 1	13 1	195 1	113 1	0 0	321 1	1284 1
Enotah	50 1	414 1	269 1	0 0	733 1	8 0	142 1	79 1	0 0	229 1	962 1
Bell-Forsyth	67 1	384 1	220 1	0 0	671 1	13 1	107 1	65 1	0 0	185 1	856 1
Towaliga	65 1	532 1	300 1	0 0	897 1	17 1	153 1	66 1	0 0	236 1	1133 1
Paulding	96 1	548 1	308 1	0 0	952 1	18 1	142 1	85 1	0 0	245 1	1197 1
Total reported	9293	59719	32013	0	101025	1961	17806	9245	0	29012	130037

Probationer Statistical Profile

Sample: Active & admin probationers, not in facilities
Act probationers 01/18/2005

Requestor: Nancy Phillips, Statistician

Sentence length in years by current age & sex

Sentence (in years)	M e n					W o m e n					Grand Total %
	age 00-21	age % 22-39	age % 40-98	age % UNKWN	Men % Total	age 00-21	age % 22-39	age % 40-98	age % UNKWN	Women % Total	
0-1	36 0	195 0	84 0	0 0	315 0	11 1	47 0	25 0	0 0	83 0	398 0
1.1-2	248 3	1065 2	517 2	0 0	1830 2	86 4	332 2	148 2	0 0	566 2	2396 2
2.1-3	922 10	3042 5	1447 5	0 0	5411 5	282 14	1111 6	471 5	0 0	1864 6	7275 6
3.1-4	1025 11	4389 7	2118 7	0 0	7532 7	325 17	1796 10	710 8	0 0	2831 10	10363 8
4.1-5	1152 12	5770 10	2643 8	0 0	9565 9	189 10	1726 10	786 8	0 0	2701 9	12266 9
5.1-6	3436 37	17574 29	8363 26	0 0	29373 29	683 35	5920 33	2707 29	0 0	9310 32	38683 30
6.1-7	371 4	2879 5	1462 5	0 0	4712 5	66 3	816 5	421 5	0 0	1303 4	6015 5
7.1-8	397 4	3902 7	1941 6	0 0	6240 6	67 3	961 5	495 5	0 0	1523 5	7763 6
8.1-9	309 3	3105 5	1667 5	0 0	5081 5	49 2	803 5	489 5	0 0	1341 5	6422 5
9.1-10	144 2	1879 3	1111 3	0 0	3134 3	22 1	433 2	256 3	0 0	711 2	3845 3
10.1-12	1034 11	10202 17	5823 18	0 0	17059 17	153 8	2872 16	1787 19	0 0	4812 17	21871 17
12.1-15	67 1	1782 3	1276 4	0 0	3125 3	7 0	327 2	263 3	0 0	597 2	3722 3
15.1-20	129 1	2442 4	1837 6	0 0	4408 4	21 1	433 2	394 4	0 0	848 3	5256 4
20.1-OVER	57 1	1608 3	1704 5	0 0	3369 3	4 0	246 1	303 3	0 0	553 2	3922 3
INDEFINITE	0 0	0 0	0 0	0 0	0 0	0 0	0 0	0 0	0 0	0 0	0 0
Total reported	9327	59834	31993	0	101154	1965	17823	9255	0	29043	130197
Percent Reported	100.0	100.0	99.7		99.9	100.0	100.0	100.0		100.0	99.9
NOT REPORTED	0	8	83	0	91	0	0	2	0	2	93
Total	9327	59842	32076	0	101245	1965	17823	9257	0	29045	130290
AVERAGE EXCLUDING INDEFINITE	5.51	7.14	8.04	.00	7.27	4.86	6.40	7.36	.00	6.60	7.12

Probationer Statistical Profile

Sample: Active & admin probationers, not in facilities
Act probationers 01/18/2005

Requestor: Nancy Phillips, Statistician

Time served in years by current age & sex

Time served (in yrs)	M e n					W o m e n					Grand Total %
	age 00-21 %	age 22-39 %	age 40-98 %	age UNKWN %	Men Total %	age 00-21 %	age 22-39 %	age 40-98 %	age UNKWN %	Women Total %	
0-1	4730 51	16808 28	7875 25	0 0	29413 29	1030 52	5324 30	2315 25	0 0	8669 30	38082 29
1.1-2	2790 30	13314 22	6350 20	0 0	22454 22	598 30	4226 24	1874 20	0 0	6698 23	29152 22
2.1-3	1324 14	10082 17	4950 15	0 0	16356 16	256 13	3179 18	1547 17	0 0	4982 17	21338 16
3.1-4	406 4	6995 12	3692 12	0 0	11093 11	71 4	2036 11	1140 12	0 0	3247 11	14340 11
4.1-5	68 1	5231 9	3006 9	0 0	8305 8	10 1	1463 8	868 9	0 0	2341 8	10646 8
5.1-6	6 0	2554 4	1728 5	0 0	4288 4	0 0	587 3	428 5	0 0	1015 3	5303 4
6.1-7	1 0	1650 3	1068 3	0 0	2719 3	0 0	372 2	316 3	0 0	688 2	3407 3
7.1-8	1 0	1077 2	711 2	0 0	1789 2	0 0	257 1	208 2	0 0	465 2	2254 2
8.1-9	1 0	719 1	585 2	0 0	1305 1	0 0	155 1	144 2	0 0	299 1	1604 1
9.1-10	0 0	526 1	431 1	0 0	957 1	0 0	105 1	131 1	0 0	236 1	1193 1
10.1-12	0 0	431 1	501 2	0 0	932 1	0 0	68 0	93 1	0 0	161 1	1093 1
12.1-15	0 0	307 1	590 2	0 0	897 1	0 0	32 0	103 1	0 0	135 0	1032 1
15.1-20	0 0	112 0	401 1	0 0	513 1	0 0	13 0	60 1	0 0	73 0	586 0
20.1-OVER	0 0	34 0	186 1	0 0	220 0	0 0	6 0	29 0	0 0	35 0	255 0
Total reported	9327	59840	32074	0	101241	1965	17823	9256	0	29044	130285
Percent Reported	100.0	100.0	100.0		100.0	100.0	100.0	100.0		100.0	100.0
NOT REPORTED	0	2	2	0	4	0	0	1	0	1	5
Total	9327	59842	32076	0	101245	1965	17823	9257	0	29045	130290
AVERAGE TIME SERVED	1.19	2.64	3.48	.00	2.77	1.14	2.36	3.19	.00	2.54	2.72

Probationer Statistical Profile

Sample: Active & admin probationers, not in facilities
Act probationers 01/18/2005

Requestor: Nancy Phillips, Statistician

Time left to serve by current age & sex

Time left (in years)	M e n					W o m e n					Grand Total %
	age 00-21 %	age 22-39 %	age 40-98 %	age UNKWN %	Men Total %	age 00-21 %	age 22-39 %	age 40-98 %	age UNKWN %	Women Total %	
0-1	721 8	9117 15	5216 16	0 0	15054 15	233 12	2907 16	1562 17	0 0	4702 16	19756 15
1.1-2	1275 14	9621 16	5145 16	0 0	16041 16	364 19	3132 18	1548 17	0 0	5044 17	21085 16
2.1-3	1628 17	9381 16	4719 15	0 0	15728 16	359 18	2963 17	1481 16	0 0	4803 17	20531 16
3.1-4	1716 18	8215 14	4140 13	0 0	14071 14	293 15	2508 14	1208 13	0 0	4009 14	18080 14
4.1-5	1823 20	7424 12	3677 11	0 0	12924 13	372 19	2283 13	1109 12	0 0	3764 13	16688 13
5.1-6	370 4	3302 6	1857 6	0 0	5529 5	63 3	867 5	509 5	0 0	1439 5	6968 5
6.1-7	329 4	3172 5	1746 5	0 0	5247 5	69 4	809 5	479 5	0 0	1357 5	6604 5
7.1-8	369 4	2566 4	1300 4	0 0	4235 4	53 3	705 4	398 4	0 0	1156 4	5391 4
8.1-9	397 4	2140 4	1102 3	0 0	3639 4	60 3	532 3	282 3	0 0	874 3	4513 3
9.1-10	452 5	1907 3	1060 3	0 0	3419 3	67 3	588 3	265 3	0 0	920 3	4339 3
10.1-12	70 1	889 1	585 2	0 0	1544 2	2 0	147 1	113 1	0 0	262 1	1806 1
12.1-15	103 1	1189 2	712 2	0 0	2004 2	24 1	201 1	136 1	0 0	361 1	2365 2
15.1-20	62 1	596 1	450 1	0 0	1108 1	5 0	135 1	98 1	0 0	238 1	1346 1
20.1-OVER	10 0	297 0	272 1	0 0	579 1	0 0	43 0	66 1	0 0	109 0	688 1
INDEFINITE	0 0	0 0	0 0	0 0	0 0	0 0	0 0	0 0	0 0	0 0	0 0
NONE	2 0	17 0	11 0	0 0	30 0	1 0	3 0	2 0	0 0	6 0	36 0
Total reported	9327	59833	31992	0	101152	1965	17823	9256	0	29044	130196
Percent Reported	100.0	100.0	99.7		99.9	100.0	100.0	100.0		100.0	99.9
NOT REPORTED	0	9	84	0	93	0	0	1	0	1	94
Total	9327	59842	32076	0	101245	1965	17823	9257	0	29045	130290
AVERAGE EXCLUDING INDEFINITE, NONE	4.20	4.08	4.25	.00	4.15	3.63	3.72	3.97	.00	3.80	4.07

Probationer Statistical Profile

Sample: Active & admin probationers, not in facilities
Act probationers 01/18/2005

Requestor: Nancy Phillips, Statistician

Case type by current age & sex

Case type	M e n					W o m e n					Grand Total %	
	age 00-21 %	age 22-39 %	age 40-98 %	age UNKWN %	Men Total %	age 00-21 %	age 22-39 %	age 40-98 %	age UNKWN %	Women Total %		
PRESENTENCE	0 0	0 0	0 0	0 0	0 0	0 0	0 0	0 0	0 0	0 0	0 0	0 0
SPLIT SENTENCE	166 2	5810 10	4696 15	0 0	10672 11	10 1	722 4	623 7	0 0	1355 5	12027 9	
STRAIGHT SENTENCE	8994 96	52636 88	26651 83	0 0	88281 87	1909 97	16635 93	8413 91	0 0	26957 93	115238 88	
ABANDONMENT&BASTARDY	0 0	4 0	53 0	0 0	57 0	0 0	0 0	0 0	0 0	0 0	57 0	
OUT OF STATE PROB	167 2	1382 2	672 2	0 0	2221 2	42 2	455 3	211 2	0 0	708 2	2929 2	
OUT OF STATE A&B	0 0	0 0	1 0	0 0	1 0	0 0	1 0	0 0	0 0	1 0	2 0	
SUSPENDED SENTENCE	0 0	10 0	3 0	0 0	13 0	4 0	10 0	10 0	0 0	24 0	37 0	
Total reported	9327	59842	32076	0	101245	1965	17823	9257	0	29045	130290	
Percent Reported	100.0	100.0	100.0		100.0	100.0	100.0	100.0		100.0	100.0	
NOT REPORTED	0	0	0	0	0	0	0	0	0	0	0	
Total	9327	59842	32076	0	101245	1965	17823	9257	0	29045	130290	

Probationer Statistical Profile

Sample: Active & admin probationers, not in facilities
Act probationers 01/18/2005

Requestor: Nancy Phillips, Statistician

Release type by current age & sex

Release type	M e n				W o m e n				Grand Total %		
	age 00-21 %	age 22-39 %	age 40-98 %	age UNKWN %	Men Total %	age 00-21 %	age 22-39 %	age 40-98 %		age UNKWN %	Women Total %
TRANSF OUT OF STATE	0 0	0 0	0 0	0 0	0 0	0 0	0 0	0 0	0 0	0 0	0 0
REVOKED (TECHNICAL)	0 0	0 0	0 0	0 0	0 0	0 0	0 0	0 0	0 0	0 0	0 0
REVOKED (NEW SENT)	0 0	0 0	0 0	0 0	0 0	0 0	0 0	0 0	0 0	0 0	0 0
REVOKED (NEW CRIME)	0 0	0 0	0 0	0 0	0 0	0 0	0 0	0 0	0 0	0 0	0 0
ABSCONDED (TOLLED)	0 0	0 0	0 0	0 0	0 0	0 0	0 0	0 0	0 0	0 0	0 0
ABSCONDED (NON-TOLL)	0 0	0 0	0 0	0 0	0 0	0 0	0 0	0 0	0 0	0 0	0 0
TERMINATED BY COURT	0 0	0 0	0 0	0 0	0 0	0 0	0 0	0 0	0 0	0 0	0 0
OUT OF STATE TERM	0 0	0 0	0 0	0 0	0 0	0 0	0 0	0 0	0 0	0 0	0 0
DEATH	0 0	0 0	0 0	0 0	0 0	0 0	0 0	0 0	0 0	0 0	0 0
FINAN OBLIG COMPLETE	0 0	0 0	0 0	0 0	0 0	0 0	0 0	0 0	0 0	0 0	0 0
OTHER	0 0	0 0	0 0	0 0	0 0	0 0	0 0	0 0	0 0	0 0	0 0
NORMAL RELEASE	0 0	0 0	0 0	0 0	0 0	0 0	0 0	0 0	0 0	0 0	0 0
A & B SPECIAL TERM	0 0	0 0	0 0	0 0	0 0	0 0	0 0	0 0	0 0	0 0	0 0
INDEP JURISDICTION	0 0	0 0	0 0	0 0	0 0	0 0	0 0	0 0	0 0	0 0	0 0
ACTIVE	9327100	59842100	32076100	0 0	101245100	1965100	17823100	9257100	0 0	29045100	130290100
Total reported	9327	59842	32076	0	101245	1965	17823	9257	0	29045	130290
Percent Reported	100.0	100.0	100.0		100.0	100.0	100.0	100.0		100.0	100.0
NOT REPORTED	0	0	0	0	0	0	0	0	0	0	0
Total	9327	59842	32076	0	101245	1965	17823	9257	0	29045	130290

Probationer Statistical Profile

Sample: Active & admin probationers, not in facilities
Act probationers 01/18/2005

Requestor: Nancy Phillips, Statistician

First offender status by current age & sex

1stOffndr	M e n					W o m e n					Grand
	age 00-21	age % 22-39	age % 40-98	age % UNKWN	Men % Total	age 00-21	age % 22-39	age % 40-98	age % UNKWN	Women % Total	
FIRST OFFNDR STATUS	5243 56	17324 29	5421 17	0 0	27988 28	1391 71	8064 45	2872 31	0 0	12327 42	40315 31
NO FIRST OFFNDR STAT	4084 44	42518 71	26655 83	0 0	73257 72	574 29	9759 55	6385 69	0 0	16718 58	89975 69
Total reported	9327	59842	32076	0	101245	1965	17823	9257	0	29045	130290
Percent Reported	100.0	100.0	100.0		100.0	100.0	100.0	100.0		100.0	100.0
NOT REPORTED	0	0	0	0	0	0	0	0	0	0	0
Total	9327	59842	32076	0	101245	1965	17823	9257	0	29045	130290

Probationer Statistical Profile

Sample: Active & admin probationers, not in facilities
Act probationers 01/18/2005

Requestor: Nancy Phillips, Statistician

Type probationer by current age & sex

Type probationer	M e n					W o m e n					Grand Total %
	age 00-21	age % 22-39	age % 40-98	age % UNKWN	Men % Total	age 00-21	age % 22-39	age % 40-98	age % UNKWN	Women % Total	
MISDEMEANANT	55 1	391 1	265 1	0 0	711 1	5 0	103 1	65 1	0 0	173 1	884 1
FELON	9272 99	59437 99	31754 99	0 0	100463 99	1956100	17709 99	9182 99	0 0	28847 99	129310 99
ABANDONMENT&BASTARDY	0 0	4 0	54 0	0 0	58 0	0 0	1 0	0 0	0 0	1 0	59 0
SUSPENDED SENTENCE	0 0	10 0	3 0	0 0	13 0	4 0	10 0	10 0	0 0	24 0	37 0
Total reported	9327	59842	32076	0	101245	1965	17823	9257	0	29045	130290
Percent Reported	100.0	100.0	100.0		100.0	100.0	100.0	100.0		100.0	100.0
NOT REPORTED	0	0	0	0	0	0	0	0	0	0	0
Total	9327	59842	32076	0	101245	1965	17823	9257	0	29045	130290

Probationer Statistical Profile

Sample: Active & admin probationers, not in facilities
Act probationers 01/18/2005

Requestor: Nancy Phillips, Statistician

Most serious crime by group by current age & sex

Crime group	M e n					W o m e n					Grand Total %
	age 00-21 %	age 22-39 %	age 40-98 %	age UNKWN %	Men Total %	age 00-21 %	age 22-39 %	age 40-98 %	age UNKWN %	Women Total %	
HOMICIDE	19 0	354 1	270 1	0 0	643 1	7 0	85 0	96 1	0 0	188 1	831 1
ABORTION	0 0	1 0	0 0	0 0	1 0	0 0	2 0	0 0	0 0	2 0	3 0
BODILY INJRY&REL OFF	694 7	6866 11	4802 15	0 0	12362 12	150 8	1357 8	700 8	0 0	2207 8	14569 11
ARSON & REL OFF	29 0	259 0	184 1	0 0	472 0	10 1	74 0	81 1	0 0	165 1	637 0
DAMAGE OF PROPERTY	223 2	697 1	240 1	0 0	1160 1	39 2	181 1	48 1	0 0	268 1	1428 1
BURGLARY & REL OFF	1609 17	6097 10	2096 7	0 0	9802 10	134 7	640 4	237 3	0 0	1011 3	10813 8
FORGERY & REL OFF	473 5	4638 8	2319 7	0 0	7430 7	400 20	4465 25	1775 19	0 0	6640 23	14070 11
THEFT	1946 21	7514 13	3771 12	0 0	13231 13	509 26	3705 21	1812 20	0 0	6026 21	19257 15
ROBBERY	299 3	1798 3	629 2	0 0	2726 3	35 2	187 1	68 1	0 0	290 1	3016 2
SEXUAL OFFENSES	454 5	2801 5	2525 8	0 0	5780 6	14 1	129 1	61 1	0 0	204 1	5984 5
OBSCENITY CRIMES	0 0	6 0	10 0	0 0	16 0	0 0	1 0	1 0	0 0	2 0	18 0
TREASON & REL OFF	4 0	44 0	22 0	0 0	70 0	3 0	24 0	12 0	0 0	39 0	109 0
CRIMES INVOLVNG GOVT	183 2	1389 2	558 2	0 0	2130 2	39 2	407 2	223 2	0 0	669 2	2799 2
FALSIFICATIONS	32 0	186 0	93 0	0 0	311 0	18 1	154 1	51 1	0 0	223 1	534 0
OBSTRUCT LAW ENFORCE	14 0	170 0	80 0	0 0	264 0	7 0	67 0	28 0	0 0	102 0	366 0
DISORDERLY CONDUCT	65 1	216 0	90 0	0 0	371 0	5 0	22 0	24 0	0 0	51 0	422 0
GAMBLING & REL OFF	7 0	32 0	27 0	0 0	66 0	1 0	11 0	11 0	0 0	23 0	89 0
CRUELTY TO CHILDREN	27 0	638 1	450 1	0 0	1115 1	12 1	460 3	163 2	0 0	635 2	1750 1
CRIMES WITH GUNS	222 2	1971 3	1360 4	0 0	3553 4	34 2	139 1	106 1	0 0	279 1	3832 3
INVASION PRIVACY	11 0	78 0	63 0	0 0	152 0	0 0	0 0	1 0	0 0	1 0	153 0
RACKETEERING	2 0	16 0	29 0	0 0	47 0	0 0	14 0	11 0	0 0	25 0	72 0
DRUG ABUSE OFFENSES	2847 31	22081 37	10435 33	0 0	35363 35	513 26	5248 29	3393 37	0 0	9154 32	44517 34
DRUG TRAFFICKING	10 0	286 0	229 1	0 0	525 1	11 1	79 0	63 1	0 0	153 1	678 1
AUTO CRIMES	10 0	859 1	1210 4	0 0	2079 2	3 0	74 0	129 1	0 0	206 1	2285 2
REVENUE & CONTRABAND	2 0	7 0	7 0	0 0	16 0	0 0	6 0	6 0	0 0	12 0	28 0
CRIMES OF OTH STATES	27 0	192 0	120 0	0 0	339 0	5 0	82 0	30 0	0 0	117 0	456 0
MISC. FELONIES	56 1	240 0	135 0	0 0	431 0	11 1	97 1	56 1	0 0	164 1	595 0
MISDEMEANORS	55 1	392 1	310 1	0 0	757 1	5 0	107 1	68 1	0 0	180 1	937 1
Total reported	9320	59828	32064	0	101212	1965	17817	9254	0	29036	130248
Percent Reported	99.9	100.0	100.0		100.0	100.0	100.0	100.0		100.0	100.0
NOT REPORTED	7	14	12	0	33	0	6	3	0	9	42
Total	9327	59842	32076	0	101245	1965	17823	9257	0	29045	130290

Probationer Statistical Profile

Sample: Active & admin probationers, not in facilities
Act probationers 01/18/2005

Requestor: Nancy Phillips, Statistician

Most serious offense by current age & sex

Most serious offense	M e n					W o m e n					Grand Total %
	age 00-21 %	age 22-39 %	age 40-98 %	age UNKWN %	Men Total %	age 00-21 %	age 22-39 %	age 40-98 %	age UNKWN %	Women Total %	
Misdemeanors											
abandonment	0 0	1 0	43 0	0 0	44 0	0 0	0 0	0 0	0 0	0 0	44 0
non-support	0 0	0 0	1 0	0 0	1 0	0 0	1 0	0 0	0 0	1 0	2 0
stalking	0 0	1 0	3 0	0 0	4 0	0 0	0 0	0 0	0 0	0 0	4 0
assault & battery	1 0	11 0	2 0	0 0	14 0	0 0	0 0	0 0	0 0	0 0	14 0
atmpt murder	0 0	0 0	1 0	0 0	1 0	0 0	0 0	0 0	0 0	0 0	1 0
aggravated assault	0 0	8 0	10 0	0 0	18 0	0 0	3 0	0 0	0 0	3 0	21 0
simple assault	1 0	8 0	3 0	0 0	12 0	0 0	0 0	1 0	0 0	1 0	13 0
simple battery	1 0	20 0	21 0	0 0	42 0	0 0	5 0	0 0	0 0	5 0	47 0
concealing a death	0 0	0 0	0 0	0 0	0 0	0 0	1 0	0 0	0 0	1 0	1 0
fleeing and eluding	0 0	1 0	0 0	0 0	1 0	0 0	0 0	0 0	0 0	0 0	1 0
leave scene had inju	0 0	0 0	1 0	0 0	1 0	0 0	0 0	0 0	0 0	0 0	1 0
criml intfer govt pr	1 0	3 0	0 0	0 0	4 0	0 0	0 0	0 0	0 0	0 0	4 0
reckless conduct	2 0	4 0	0 0	0 0	6 0	0 0	0 0	0 0	0 0	0 0	6 0
disorderly conduct	1 0	1 0	1 0	0 0	3 0	0 0	0 0	0 0	0 0	0 0	3 0
cruelty to children	0 0	3 0	0 0	0 0	3 0	0 0	0 0	0 0	0 0	0 0	3 0
larceny	1 0	0 0	1 0	0 0	2 0	1 0	2 0	0 0	0 0	3 0	5 0
receiving stolen goo	2 0	6 0	1 0	0 0	9 0	0 0	0 0	1 0	0 0	1 0	10 0
theft by taking	5 0	21 0	11 0	0 0	37 0	0 0	14 0	8 0	0 0	22 0	59 0
robbery	1 0	2 0	1 0	0 0	4 0	0 0	3 0	0 0	0 0	3 0	7 0
burglary	0 0	10 0	2 0	0 0	12 0	0 0	0 0	1 0	0 0	1 0	13 0
bad checks	0 0	6 0	10 0	0 0	16 0	0 0	9 0	14 0	0 0	23 0	39 0
fraudulent checks	0 0	2 0	3 0	0 0	5 0	0 0	1 0	0 0	0 0	1 0	6 0
forgery	0 0	7 0	2 0	0 0	9 0	0 0	4 0	2 0	0 0	6 0	15 0
worthless checks	0 0	0 0	0 0	0 0	0 0	0 0	2 0	2 0	0 0	4 0	4 0
s/d of narcotics	1 0	6 0	0 0	0 0	7 0	0 0	0 0	0 0	0 0	0 0	7 0
public drunkenness	0 0	1 0	0 0	0 0	1 0	0 0	0 0	0 0	0 0	0 0	1 0
s/d dep,stim,cntrf d	0 0	2 0	0 0	0 0	2 0	0 0	0 0	0 0	0 0	0 0	2 0
s/d of marijuana	0 0	4 0	1 0	0 0	5 0	0 0	0 0	0 0	0 0	0 0	5 0
poss of narcotics	0 0	3 0	0 0	0 0	3 0	0 0	0 0	0 0	0 0	0 0	3 0
poss dep,stim,cntrf	0 0	1 0	0 0	0 0	1 0	1 0	0 0	0 0	0 0	1 0	2 0
poss of lsd	0 0	1 0	0 0	0 0	1 0	0 0	0 0	0 0	0 0	0 0	1 0
poss of marijuana	1 0	13 0	8 0	0 0	22 0	0 0	2 0	0 0	0 0	2 0	24 0
viol motor veh law	5 0	31 0	20 0	0 0	56 0	0 0	2 0	2 0	0 0	4 0	60 0

(continued)

Probationer Statistical Profile

Sample: Active & admin probationers, not in facilities
Act probationers 01/18/2005

Requestor: Nancy Phillips, Statistician

Most serious offense by current age & sex (continued)

Most serious offense	Men					Women					Grand Total %
	age 00-21 %	age 22-39 %	age 40-98 %	age UNKWN %	Men Total %	age 00-21 %	age 22-39 %	age 40-98 %	age UNKWN %	Women Total %	
dui	2 0	63 0	57 0	0 0	122 0	0 0	9 0	13 0	0 0	22 0	144 0
obstr of law enf off	6 0	24 0	9 0	0 0	39 0	1 0	1 0	1 0	0 0	3 0	42 0
impersonating anothe	0 0	2 0	2 0	0 0	4 0	0 0	1 0	0 0	0 0	1 0	5 0
crmn1 trespassing	2 0	8 0	6 0	0 0	16 0	1 0	1 0	0 0	0 0	2 0	18 0
illegal attm to obt	0 0	1 0	0 0	0 0	1 0	0 0	2 0	0 0	0 0	2 0	3 0
crmn1 damage	3 0	2 0	2 0	0 0	7 0	1 0	3 0	0 0	0 0	4 0	11 0
terroristic threats	1 0	0 0	3 0	0 0	4 0	0 0	0 0	1 0	0 0	1 0	5 0
viol ga cntrl subst	3 0	27 0	10 0	0 0	40 0	0 0	4 0	4 0	0 0	8 0	48 0
prostitution	1 0	0 0	0 0	0 0	1 0	0 0	0 0	0 0	0 0	0 0	1 0
public indecency	0 0	5 0	3 0	0 0	8 0	0 0	0 0	0 0	0 0	0 0	8 0
peeping tom	0 0	2 0	0 0	0 0	2 0	0 0	0 0	0 0	0 0	0 0	2 0
molesting a minor	0 0	0 0	2 0	0 0	2 0	0 0	0 0	0 0	0 0	0 0	2 0
sexual battery	2 0	4 0	5 0	0 0	11 0	0 0	0 0	0 0	0 0	0 0	11 0
escape	0 0	0 0	2 0	0 0	2 0	0 0	0 0	0 0	0 0	0 0	2 0
cpwl & concealed wea	1 0	2 0	1 0	0 0	4 0	0 0	0 0	0 0	0 0	0 0	4 0
shoplifting	0 0	2 0	6 0	0 0	8 0	0 0	8 0	1 0	0 0	9 0	17 0
pointing gun at anot	1 0	0 0	3 0	0 0	4 0	0 0	1 0	0 0	0 0	1 0	5 0
deadly weapons in pu	0 0	2 0	0 0	0 0	2 0	0 0	0 0	0 0	0 0	0 0	2 0
crmn1 attempt	1 0	0 0	0 0	0 0	1 0	0 0	0 0	0 0	0 0	0 0	1 0
other misdemeanor	5 0	14 0	20 0	0 0	39 0	0 0	4 0	7 0	0 0	11 0	50 0
riot	0 0	0 0	1 0	0 0	1 0	0 0	0 0	0 0	0 0	0 0	1 0
fighting in public p	0 0	0 0	0 0	0 0	0 0	0 0	1 0	0 0	0 0	1 0	1 0
family violence batt	0 0	3 0	0 0	0 0	3 0	0 0	1 0	0 0	0 0	1 0	4 0
misc public order of	0 0	1 0	0 0	0 0	1 0	0 0	0 0	0 0	0 0	0 0	1 0
misuse firearm hunti	0 0	1 0	0 0	0 0	1 0	0 0	0 0	0 0	0 0	0 0	1 0
lottery violation	0 0	0 0	0 0	0 0	0 0	0 0	1 0	0 0	0 0	1 0	1 0
off agnst pub hlth/m	0 0	6 0	4 0	0 0	10 0	0 0	1 0	0 0	0 0	1 0	11 0
fair fil/mntn abort	0 0	0 0	1 0	0 0	1 0	0 0	0 0	0 0	0 0	0 0	1 0
involuntary manslaug	0 0	0 0	2 0	0 0	2 0	0 0	0 0	0 0	0 0	0 0	2 0
theft by deception <	0 0	1 0	1 0	0 0	2 0	0 0	1 0	0 0	0 0	1 0	3 0
theft/lost/property<	0 0	1 0	0 0	0 0	1 0	0 0	0 0	0 0	0 0	0 0	1 0
theft of services <	0 0	1 0	0 0	0 0	1 0	0 0	1 0	0 0	0 0	1 0	2 0
theft by conversion	0 0	2 0	2 0	0 0	4 0	0 0	3 0	2 0	0 0	5 0	9 0
theft motor vehicle,	0 0	3 0	2 0	0 0	5 0	0 0	1 0	0 0	0 0	1 0	6 0
conversn paymnt real	0 0	1 0	0 0	0 0	1 0	0 0	0 0	0 0	0 0	0 0	1 0

(continued)

Probationer Statistical Profile

Sample: Active & admin probationers, not in facilities
Act probationers 01/18/2005

Requestor: Nancy Phillips, Statistician

Most serious offense by current age & sex (continued)

Most serious offense	M e n				W o m e n				Grand Total %		
	age 00-21 %	age 22-39 %	age 40-98 %	age UNKWN %	Men Total %	age 00-21 %	age 22-39 %	age 40-98 %		age UNKWN %	Women Total %
entrng mot veh crim	0 0	4 0	0 0	0 0	4 0	0 0	0 0	0 0	0 0	0 0	4 0
viol forgery&fraud p	0 0	1 0	1 0	0 0	2 0	0 0	0 0	1 0	0 0	1 0	3 0
obtn/attmpt drugs il	0 0	1 0	2 0	0 0	3 0	0 0	1 0	2 0	0 0	3 0	6 0
mfg/dist imitate con	0 0	1 0	1 0	0 0	2 0	0 0	0 0	0 0	0 0	0 0	2 0
misc obstruction off	0 0	2 0	0 0	0 0	2 0	0 0	0 0	0 0	0 0	0 0	2 0
misc sexual offenses	1 0	2 0	3 0	0 0	6 0	0 0	0 0	0 0	0 0	0 0	6 0
providing sex mat mi	0 0	0 0	1 0	0 0	1 0	0 0	0 0	0 0	0 0	0 0	1 0
dng instrmtalties &	0 0	1 0	0 0	0 0	1 0	0 0	0 0	0 0	0 0	0 0	1 0
furnish liquor to mi	0 0	2 0	0 0	0 0	2 0	0 0	0 0	0 0	0 0	0 0	2 0
poss alc bev by juve	1 0	0 0	1 0	0 0	2 0	0 0	1 0	0 0	0 0	1 0	3 0
viol motor veh licen	0 0	2 0	0 0	0 0	2 0	0 0	0 0	0 0	0 0	0 0	2 0
conspircy commit mis	1 0	1 0	0 0	0 0	2 0	0 0	0 0	0 0	0 0	0 0	2 0
misc misdemeanor	1 0	17 0	9 0	0 0	27 0	0 0	12 0	5 0	0 0	17 0	44 0
viol othr states law	0 0	3 0	2 0	0 0	5 0	0 0	0 0	0 0	0 0	0 0	5 0

FELONIES											

MISC HOMICIDE OFFENS	1 0	9 0	7 0	0 0	17 0	1 0	2 0	0 0	0 0	3 0	20 0
MURDER	0 0	6 0	8 0	0 0	14 0	0 0	7 0	1 0	0 0	8 0	22 0
VOLUNTARY MANSLAUGHT	1 0	80 0	114 0	0 0	195 0	0 0	25 0	43 0	0 0	68 0	263 0
INVOLUNTARY MANSLAUG	5 0	57 0	21 0	0 0	83 0	3 0	15 0	14 0	0 0	32 0	115 0
RECKLESS ABANDONMENT	1 0	0 0	0 0	0 0	1 0	0 0	0 0	0 0	0 0	0 0	1 0
FETICIDE	0 0	1 0	0 0	0 0	1 0	0 0	1 0	0 0	0 0	1 0	2 0
VEHICULAR HOMICIDE	10 0	189 0	107 0	0 0	306 0	2 0	33 0	28 0	0 0	63 0	369 0
HOMICIDE BY PILOT DU	0 0	1 0	0 0	0 0	1 0	0 0	0 0	0 0	0 0	0 0	1 0
CONCEAL DEATH OF ANO	0 0	3 0	1 0	0 0	4 0	1 0	0 0	2 0	0 0	3 0	7 0
ATMPT MURDER	1 0	8 0	12 0	0 0	21 0	0 0	2 0	8 0	0 0	10 0	31 0
MISC ABORTION	0 0	0 0	0 0	0 0	0 0	0 0	1 0	0 0	0 0	1 0	1 0
CRMNL ABORTION	0 0	1 0	0 0	0 0	1 0	0 0	1 0	0 0	0 0	1 0	2 0
MISC ASSAULT/BATTERY	3 0	97 0	70 0	0 0	170 0	0 0	10 0	4 0	0 0	14 0	184 0
FAMILY VIOLENCE BATT	2 0	66 0	40 0	0 0	108 0	1 0	3 0	2 0	0 0	6 0	114 0
AGGRAV ASSAULT	412 4	4071 7	2848 9	0 0	7331 7	105 5	1025 6	533 6	0 0	1663 6	8994 7
ATMPT AGGRAV ASSAULT	2 0	14 0	11 0	0 0	27 0	0 0	4 0	4 0	0 0	8 0	35 0
AGGRAV BATTERY	51 1	478 1	306 1	0 0	835 1	2 0	73 0	24 0	0 0	99 0	934 1

(continued)

Probationer Statistical Profile

Sample: Active & admin probationers, not in facilities
Act probationers 01/18/2005

Requestor: Nancy Phillips, Statistician

Most serious offense by current age & sex (continued)

Most serious offense	Men				Women				Grand Total %		
	age 00-21 %	age 22-39 %	age 40-98 %	age UNKWN %	Men Total %	age 00-21 %	age 22-39 %	age 40-98 %		Women Total %	
TERRORIST THREATS & FALSE IMPRISONMENT	147 2	897 2	700 2	0 0	1744 2	29 1	131 1	62 1	0 0	222 1	1966 2
FALSE IMPRIS COLOR L	23 0	280 0	122 0	0 0	425 0	1 0	16 0	6 0	0 0	23 0	448 0
KIDNAPPING	0 0	0 0	2 0	0 0	2 0	0 0	0 0	0 0	0 0	0 0	2 0
INTERFERENCE WITH CU	0 0	80 0	51 0	0 0	131 0	0 0	2 0	2 0	0 0	4 0	135 0
AGGRAV ASSAULT POLCE	4 0	26 0	20 0	0 0	50 0	1 0	13 0	10 0	0 0	24 0	74 0
AGGRAV BATTERY PEACE	4 0	143 0	121 0	0 0	268 0	2 0	16 0	15 0	0 0	33 0	301 0
SIMPLE BATTERY	1 0	7 0	3 0	0 0	11 0	0 0	2 0	0 0	0 0	2 0	13 0
RECK COND	11 0	79 0	53 0	0 0	143 0	0 0	13 0	6 0	0 0	19 0	162 0
INJURY BY VEHICLE	0 0	7 0	3 0	0 0	10 0	0 0	5 0	2 0	0 0	7 0	17 0
STALKING	5 0	25 0	5 0	0 0	35 0	3 0	7 0	3 0	0 0	13 0	48 0
AGGRAV STALKING	0 0	19 0	18 0	0 0	37 0	0 0	1 0	1 0	0 0	2 0	39 0
ATMPT KIDNAP	29 0	575 1	424 1	0 0	1028 1	6 0	36 0	26 0	0 0	68 0	1096 1
ARSON MISC	0 0	2 0	5 0	0 0	7 0	0 0	0 0	0 0	0 0	0 0	7 0
ARSON 1ST DEGREE	2 0	19 0	15 0	0 0	36 0	2 0	4 0	5 0	0 0	11 0	47 0
ARSON 2ND DEGREE	14 0	174 0	146 0	0 0	334 0	7 0	56 0	68 1	0 0	131 0	465 0
ARSON 3RD DEGREE	7 0	48 0	18 0	0 0	73 0	0 0	7 0	6 0	0 0	13 0	86 0
CRMNL POSS EXPLOSIVE	2 0	14 0	5 0	0 0	21 0	1 0	5 0	2 0	0 0	8 0	29 0
MISC CRIMINAL DAMAGE	4 0	4 0	0 0	0 0	8 0	0 0	2 0	0 0	0 0	2 0	10 0
CRMNL DAMAGE 1ST DEG	2 0	6 0	2 0	0 0	10 0	0 0	1 0	0 0	0 0	1 0	11 0
CRMNL DAMAGE 2ND DEG	45 0	156 0	66 0	0 0	267 0	5 0	34 0	10 0	0 0	49 0	316 0
DAMAGE, DESTROY SECR	163 2	469 1	151 0	0 0	783 1	33 2	130 1	33 0	0 0	196 1	979 1
VANDALISM TO CHURCH	3 0	11 0	7 0	0 0	21 0	0 0	4 0	3 0	0 0	7 0	28 0
ALTER ID	2 0	8 0	0 0	0 0	10 0	1 0	1 0	1 0	0 0	3 0	13 0
BURGLARY	8 0	47 0	14 0	0 0	69 0	0 0	11 0	1 0	0 0	12 0	81 0
POSS BURGLAR TOOLS	1505 16	5918 10	2044 6	0 0	9467 9	127 7	628 4	231 3	0 0	986 3	10453 8
ATMPT BURGLARY	70 1	104 0	32 0	0 0	206 0	6 0	7 0	3 0	0 0	16 0	222 0
MISC FORGERY	34 0	75 0	20 0	0 0	129 0	1 0	5 0	3 0	0 0	9 0	138 0
FORGERY 1ST DEGREE	2 0	19 0	12 0	0 0	33 0	0 0	20 0	9 0	0 0	29 0	62 0
FORGERY 2ND DEGREE	318 3	3480 6	1803 6	0 0	5601 6	266 14	3335 19	1421 16	0 0	5022 18	10623 8
BAD CHECKS	32 0	232 0	53 0	0 0	317 0	9 0	98 1	24 0	0 0	131 0	448 0
ILLEGAL USE-CREDIT C	6 0	161 0	159 1	0 0	326 0	12 1	162 1	67 1	0 0	241 1	567 0
THEFT CREDIT CARD	3 0	9 0	7 0	0 0	19 0	2 0	15 0	3 0	0 0	20 0	39 0
FORGERY CREDIT CARD	27 0	99 0	26 0	0 0	152 0	14 1	83 0	21 0	0 0	118 0	270 0
FRAUDULENT CREDIT CA	3 0	25 0	9 0	0 0	37 0	7 0	48 0	7 0	0 0	62 0	99 0
	60 1	336 1	101 0	0 0	497 0	66 3	380 2	83 1	0 0	529 2	1026 1

(continued)

Probationer Statistical Profile

Sample: Active & admin probationers, not in facilities
Act probationers 01/18/2005

Requestor: Nancy Phillips, Statistician

Most serious offense by current age & sex (continued)

Most serious offense	Men						Women						Grand Total %
	age 00-21 %	age 22-39 %	age 40-98 %	age UNKWN %	Men Total %	age 00-21 %	age 22-39 %	age 40-98 %	age UNKWN %	Women Total %			
CRMNL POSS CREDIT CA	0 0	3 0	1 0	0 0	4 0	1 0	1 0	1 0	0 0	3 0	7 0		
RECV GDS,SRVS FRAUD	1 0	7 0	11 0	0 0	19 0	0 0	16 0	10 0	0 0	26 0	45 0		
FINANCIAL IDENTITY F	3 0	33 0	14 0	0 0	50 0	9 0	49 0	16 0	0 0	74 0	124 0		
TELECOMMUNICATIONS F	1 0	22 0	8 0	0 0	31 0	0 0	3 0	1 0	0 0	4 0	35 0		
COMPUTER THEFT	1 0	7 0	1 0	0 0	9 0	1 0	9 0	2 0	0 0	12 0	21 0		
COMPUTER TRESPASS	2 0	0 0	0 0	0 0	2 0	0 0	2 0	0 0	0 0	2 0	4 0		
ATMPT FORGERY	0 0	3 0	0 0	0 0	3 0	0 0	1 0	3 0	0 0	4 0	7 0		
FAILR PAY NATRL PRD/	0 0	1 0	1 0	0 0	2 0	0 0	0 0	1 0	0 0	1 0	3 0		
FRAUDULENT ACCESS CO	1 0	29 0	9 0	0 0	39 0	3 0	42 0	5 0	0 0	50 0	89 0		
MISC FRAUD	13 0	172 0	104 0	0 0	289 0	10 1	201 1	101 1	0 0	312 1	601 0		
THEFT BY TAKING	659 7	3266 6	1773 6	0 0	5698 6	191 10	1952 11	1002 11	0 0	3145 11	8843 7		
THEFT BY DECEPTION	11 0	203 0	202 1	0 0	416 0	7 0	168 1	102 1	0 0	277 1	693 1		
THEFT BY EXTORTION	0 0	6 0	2 0	0 0	8 0	1 0	5 0	3 0	0 0	9 0	17 0		
THEFT OF LOST PROPER	3 0	11 0	9 0	0 0	23 0	0 0	8 0	5 0	0 0	13 0	36 0		
THEFT BY REC STOLEN	625 7	2099 4	697 2	0 0	3421 3	54 3	309 2	82 1	0 0	445 2	3866 3		
THEFT OF SERVICES	5 0	44 0	25 0	0 0	74 0	1 0	20 0	12 0	0 0	33 0	107 0		
THEFT BY CONVERSION	7 0	188 0	254 1	0 0	449 0	2 0	141 1	85 1	0 0	228 1	677 1		
THEFT OF TRADE SECRE	0 0	3 0	1 0	0 0	4 0	0 0	0 0	0 0	0 0	0 0	4 0		
CONVSN PAYMNTS REAL	0 0	9 0	24 0	0 0	33 0	0 0	0 0	1 0	0 0	1 0	34 0		
ATMPT THEFT BY TAKIN	4 0	3 0	0 0	0 0	7 0	0 0	2 0	1 0	0 0	3 0	10 0		
THEFT MOTORVEH OR PA	110 1	427 1	171 1	0 0	708 1	24 1	62 0	16 0	0 0	102 0	810 1		
THEFT OF LEASED PERS	0 0	1 0	2 0	0 0	3 0	0 0	3 0	0 0	0 0	3 0	6 0		
THEFT BRING PROP IN	14 0	61 0	20 0	0 0	95 0	4 0	8 0	3 0	0 0	15 0	110 0		
THEFT RECV PROP OUT	6 0	19 0	6 0	0 0	31 0	0 0	2 0	2 0	0 0	4 0	35 0		
LIVESTOCK THEFT	0 0	7 0	4 0	0 0	11 0	0 0	1 0	0 0	0 0	1 0	12 0		
THEFT BY SHOPLIFTING	108 1	585 1	459 1	0 0	1152 1	213 11	979 6	487 5	0 0	1679 6	2831 2		
ENTERING VEHICLE	394 4	582 1	122 0	0 0	1098 1	12 1	45 0	10 0	0 0	67 0	1165 1		
STEAL ALTER PUBLIC D	0 0	0 0	0 0	0 0	0 0	0 0	0 0	1 0	0 0	1 0	1 0		
ROBBERY	228 2	1247 2	368 1	0 0	1843 2	26 1	144 1	52 1	0 0	222 1	2065 2		
ARMED ROBBERY	22 0	393 1	212 1	0 0	627 1	3 0	26 0	11 0	0 0	40 0	667 1		
ROBBERY BY FORCE	3 0	15 0	3 0	0 0	21 0	3 0	2 0	0 0	0 0	5 0	26 0		
ROBBERY BY INTIMIDAT	9 0	20 0	7 0	0 0	36 0	0 0	2 0	2 0	0 0	4 0	40 0		
ROBBERY BY SUDDEN SN	2 0	12 0	8 0	0 0	22 0	0 0	2 0	0 0	0 0	2 0	24 0		
HIJACKING MOTOR VEHI	1 0	2 0	0 0	0 0	3 0	0 0	1 0	0 0	0 0	1 0	4 0		
ATMPT ROBBERY	22 0	64 0	23 0	0 0	109 0	3 0	8 0	3 0	0 0	14 0	123 0		

(continued)

Probationer Statistical Profile

Sample: Active & admin probationers, not in facilities
Act probationers 01/18/2005

Requestor: Nancy Phillips, Statistician

Most serious offense by current age & sex (continued)

Most serious offense	Men					Women					Grand Total %
	age 00-21 %	age 22-39 %	age 40-98 %	age UNKWN %	Men Total %	age 00-21 %	age 22-39 %	age 40-98 %	age UNKWN %	Women Total %	
ATMPT ARMED ROBBERY	12 0	45 0	8 0	0 0	65 0	0 0	2 0	0 0	0 0	2 0	67 0
MISC SEXUAL OFFENSE	10 0	60 0	57 0	0 0	127 0	0 0	1 0	1 0	0 0	2 0	129 0
RAPE	2 0	101 0	109 0	0 0	212 0	0 0	1 0	0 0	0 0	1 0	213 0
SODOMY	3 0	23 0	44 0	0 0	70 0	0 0	1 0	0 0	0 0	1 0	71 0
AGGRAV SODOMY	0 0	42 0	83 0	0 0	125 0	0 0	0 0	1 0	0 0	1 0	126 0
BESTIALITY	0 0	1 0	3 0	0 0	4 0	0 0	0 0	0 0	0 0	0 0	4 0
INCEST	4 0	32 0	113 0	0 0	149 0	0 0	5 0	7 0	0 0	12 0	161 0
BIGAMY	0 0	9 0	6 0	0 0	15 0	0 0	0 0	1 0	0 0	1 0	16 0
AGGRAV SEXUAL BATTER	1 0	25 0	31 0	0 0	57 0	0 0	1 0	0 0	0 0	1 0	58 0
PANDERING BY COMPULS	0 0	3 0	3 0	0 0	6 0	1 0	0 0	0 0	0 0	1 0	7 0
STATUTORY RAPE	270 3	1184 2	140 0	0 0	1594 2	2 0	39 0	8 0	0 0	49 0	1643 1
CHILD MOLESTATION	128 1	996 2	1559 5	0 0	2683 3	7 0	49 0	33 0	0 0	89 0	2772 2
ENTICING CHILD-INDEC	20 0	130 0	133 0	0 0	283 0	3 0	15 0	3 0	0 0	21 0	304 0
AGGRAV CHILD MOLESTA	8 0	99 0	194 1	0 0	301 0	1 0	6 0	1 0	0 0	8 0	309 0
SEXL/ASLT/AGN/PERS/	1 0	27 0	16 0	0 0	44 0	0 0	10 0	6 0	0 0	16 0	60 0
SEXUAL ASLT BY THERA	0 0	1 0	0 0	0 0	1 0	0 0	0 0	0 0	0 0	0 0	1 0
SOLICIT SODOMY FROM	0 0	5 0	4 0	0 0	9 0	0 0	1 0	0 0	0 0	1 0	10 0
SEX OFFENDER FAIL RE	1 0	17 0	11 0	0 0	29 0	0 0	0 0	0 0	0 0	0 0	29 0
ATMPT RAPE	2 0	35 0	13 0	0 0	50 0	0 0	0 0	0 0	0 0	0 0	50 0
ATMPT SODOMY	0 0	1 0	2 0	0 0	3 0	0 0	0 0	0 0	0 0	0 0	3 0
ATMPT AGGRAV SODOMY	0 0	1 0	1 0	0 0	2 0	0 0	0 0	0 0	0 0	0 0	2 0
ATMPT CHILD MOLESTAT	0 0	2 0	2 0	0 0	4 0	0 0	0 0	0 0	0 0	0 0	4 0
AGG ASLT W ATMPT TO	3 0	7 0	1 0	0 0	11 0	0 0	0 0	0 0	0 0	0 0	11 0
STATUTORY RAPE,ATMPT	1 0	0 0	0 0	0 0	1 0	0 0	0 0	0 0	0 0	0 0	1 0
MISC OBSCENITY	0 0	2 0	4 0	0 0	6 0	0 0	0 0	0 0	0 0	0 0	6 0
DISTRIBUTING OBSCENE	0 0	1 0	2 0	0 0	3 0	0 0	1 0	1 0	0 0	2 0	5 0
DISTR MAT DEPICT NUD	0 0	3 0	2 0	0 0	5 0	0 0	0 0	0 0	0 0	0 0	5 0
PROV SEX MATER TO MI	0 0	0 0	2 0	0 0	2 0	0 0	0 0	0 0	0 0	0 0	2 0
MISC PUBLIC ORDER	1 0	4 0	1 0	0 0	6 0	0 0	0 0	3 0	0 0	3 0	9 0
INCITING TO INSURREC	0 0	1 0	2 0	0 0	3 0	0 0	0 0	0 0	0 0	0 0	3 0
ADVOC OVERTHROW OF G	0 0	1 0	1 0	0 0	2 0	0 0	0 0	0 0	0 0	0 0	2 0
FALSE SWEARNG WRITTN	3 0	38 0	18 0	0 0	59 0	3 0	24 0	9 0	0 0	36 0	95 0
BRIBERY GOVT OFFICER	0 0	12 0	12 0	0 0	24 0	0 0	3 0	3 0	0 0	6 0	30 0
VIOL OATH PUBLIC OFF	0 0	6 0	3 0	0 0	9 0	0 0	0 0	1 0	0 0	1 0	10 0
INFLUENCE LEGISLATIV	0 0	0 0	1 0	0 0	1 0	0 0	0 0	0 0	0 0	0 0	1 0

(continued)

Probationer Statistical Profile

Sample: Active & admin probationers, not in facilities
Act probationers 01/18/2005

Requestor: Nancy Phillips, Statistician

Most serious offense by current age & sex (continued)

Most serious offense	M e n					W o m e n					Grand Total %
	age 00-21 %	age 22-39 %	age 40-98 %	age UNKWN %	Men Total %	age 00-21 %	age 22-39 %	age 40-98 %	age UNKWN %	Women Total %	
INFLUENCE GOVT OFFIC	0 0	3 0	0 0	0 0	3 0	0 0	0 0	0 0	0 0	0 0	3 0
DEFRAUDING STATE	0 0	10 0	28 0	0 0	38 0	0 0	136 1	90 1	0 0	226 1	264 0
FALSE CERTIFICATES	1 0	7 0	4 0	0 0	12 0	1 0	4 0	0 0	0 0	5 0	17 0
INFLUENCING WITNESS	2 0	12 0	4 0	0 0	18 0	0 0	7 0	1 0	0 0	8 0	26 0
OBSTR OF LAW ENF OFF	180 2	1335 2	505 2	0 0	2020 2	38 2	254 1	127 1	0 0	419 1	2439 2
TAMPERING WITH EVIDE	0 0	4 0	1 0	0 0	5 0	0 0	3 0	1 0	0 0	4 0	9 0
MISC JUDICIAL PROCEE	0 0	0 0	1 0	0 0	1 0	0 0	1 0	0 0	0 0	1 0	2 0
PERJURY	1 0	13 0	13 0	0 0	27 0	2 0	18 0	7 0	0 0	27 0	54 0
FALSE SWEARING	1 0	16 0	6 0	0 0	23 0	2 0	26 0	6 0	0 0	34 0	57 0
SUBORNATION OF PERJU	0 0	0 0	0 0	0 0	0 0	0 0	2 0	0 0	0 0	2 0	2 0
IMPERSONATION	1 0	5 0	1 0	0 0	7 0	0 0	10 0	2 0	0 0	12 0	19 0
IMPERSONATING OFFICE	3 0	37 0	24 0	0 0	64 0	0 0	6 0	2 0	0 0	8 0	72 0
BARRATRY	1 0	4 0	1 0	0 0	6 0	0 0	1 0	2 0	0 0	3 0	9 0
EMBRACERY	0 0	1 0	0 0	0 0	1 0	0 0	1 0	0 0	0 0	1 0	2 0
FALSE STATEMENTS GOV	25 0	108 0	46 0	0 0	179 0	14 1	86 0	32 0	0 0	132 0	311 0
IMPERSNTNG IN LEGAL	0 0	2 0	1 0	0 0	3 0	0 0	3 0	0 0	0 0	3 0	6 0
ESCAPE	2 0	91 0	48 0	0 0	141 0	1 0	11 0	7 0	0 0	19 0	160 0
AIDING ESCAPE	2 0	6 0	2 0	0 0	10 0	0 0	7 0	2 0	0 0	9 0	19 0
HINDERING APPREH OR	7 0	42 0	14 0	0 0	63 0	5 0	45 0	17 0	0 0	67 0	130 0
COMPOUNDING A CRIME	0 0	3 0	2 0	0 0	5 0	0 0	2 0	1 0	0 0	3 0	8 0
MUTINY IN PENAL INST	1 0	0 0	2 0	0 0	3 0	0 0	0 0	0 0	0 0	0 0	3 0
BAIL JUMPING	1 0	27 0	12 0	0 0	40 0	1 0	2 0	1 0	0 0	4 0	44 0
ATMPT ESCAPE	1 0	1 0	0 0	0 0	2 0	0 0	0 0	0 0	0 0	0 0	2 0
FALSE PUBLIC ALARM	14 0	21 0	4 0	0 0	39 0	2 0	3 0	4 0	0 0	9 0	48 0
CRMNL INTERFERE GOVT	51 1	195 0	86 0	0 0	332 0	3 0	19 0	20 0	0 0	42 0	374 0
MISC GAMBLING/RELATE	0 0	1 0	0 0	0 0	1 0	0 0	0 0	1 0	0 0	1 0	2 0
COMMERICAL GAMBLING	0 0	4 0	17 0	0 0	21 0	0 0	2 0	9 0	0 0	11 0	32 0
BRIBERY OF CONTESTAN	0 0	3 0	0 0	0 0	3 0	0 0	2 0	0 0	0 0	2 0	5 0
SOLICIT/ACCEPTING BR	0 0	1 0	1 0	0 0	2 0	0 0	0 0	0 0	0 0	0 0	2 0
GAMBLING ACT ON BUSI	0 0	0 0	2 0	0 0	2 0	0 0	0 0	0 0	0 0	0 0	2 0
DOGFIGHTING	2 0	13 0	4 0	0 0	19 0	0 0	0 0	1 0	0 0	1 0	20 0
LOTTERY VIOLATION	3 0	5 0	3 0	0 0	11 0	1 0	6 0	0 0	0 0	7 0	18 0
BUS HIJACKING	1 0	1 0	0 0	0 0	2 0	0 0	0 0	0 0	0 0	0 0	2 0
BOARDING BUS W/CONCL	0 0	1 0	0 0	0 0	1 0	0 0	1 0	0 0	0 0	1 0	2 0
REMOVAL BAGGAGE,CARG	1 0	3 0	0 0	0 0	4 0	0 0	0 0	0 0	0 0	0 0	4 0

(continued)

Probationer Statistical Profile

Sample: Active & admin probationers, not in facilities
Act probationers 01/18/2005

Requestor: Nancy Phillips, Statistician

Most serious offense by current age & sex (continued)

Most serious offense	Men					Women					Grand Total %
	age 00-21 %	age 22-39 %	age 40-98 %	age UNKWN %	Men Total %	age 00-21 %	age 22-39 %	age 40-98 %	age UNKWN %	Women Total %	
CRUELTY TO CHILDREN	19 0	565 1	372 1	0 0	956 1	12 1	448 3	158 2	0 0	618 2	1574 1
ATMPT CRUELTY TO CHI	0 0	1 0	0 0	0 0	1 0	0 0	1 0	0 0	0 0	1 0	2 0
SEX EXPLOITATION CHI	5 0	30 0	36 0	0 0	71 0	0 0	5 0	2 0	0 0	7 0	78 0
ABANDONMENT OF CHILD	0 0	37 0	40 0	0 0	77 0	0 0	1 0	1 0	0 0	2 0	79 0
UNLWFL AD ADOPT CHIL	0 0	0 0	0 0	0 0	0 0	0 0	1 0	0 0	0 0	1 0	1 0
CNTRBTNG DELINQENCY	3 0	5 0	2 0	0 0	10 0	0 0	4 0	2 0	0 0	6 0	16 0
MISC WEAPON/EXPLOSIV	7 0	27 0	9 0	0 0	43 0	1 0	3 0	1 0	0 0	5 0	48 0
CARRY CONCEALED WEAP	19 0	47 0	7 0	0 0	73 0	2 0	0 0	2 0	0 0	4 0	77 0
CARRY PISTL WITHOUT	0 0	4 0	1 0	0 0	5 0	0 0	0 0	0 0	0 0	0 0	5 0
ALTER PISTL LICENSE	0 0	1 0	0 0	0 0	1 0	0 0	0 0	0 0	0 0	0 0	1 0
MACHINE GUN ACTIVITI	0 0	0 0	1 0	0 0	1 0	0 0	0 0	0 0	0 0	0 0	1 0
POSS OF FIREARM DUR	54 1	628 1	257 1	0 0	939 1	5 0	45 0	45 0	0 0	95 0	1034 1
POSS KNIFE DURING CR	0 0	1 0	1 0	0 0	2 0	0 0	0 0	0 0	0 0	0 0	2 0
POSS OF CERTAIN WEAP	19 0	93 0	53 0	0 0	165 0	2 0	9 0	3 0	0 0	14 0	179 0
POSS FIREARM CONVCT	26 0	1097 2	1016 3	0 0	2139 2	1 0	72 0	54 1	0 0	127 0	2266 2
CARRY WEAPON AT SCHO	91 1	56 0	7 0	0 0	154 0	22 1	5 0	1 0	0 0	28 0	182 0
GUARD LINE WITH WEAP	0 0	4 0	0 0	0 0	4 0	0 0	4 0	0 0	0 0	4 0	8 0
POSS WEAPON BY PRISO	0 0	3 0	0 0	0 0	3 0	1 0	1 0	0 0	0 0	2 0	5 0
MISUSE FIREARM HUNTI	0 0	2 0	2 0	0 0	4 0	0 0	0 0	0 0	0 0	0 0	4 0
CRUELTY TO ANIMALS	5 0	5 0	2 0	0 0	12 0	0 0	0 0	0 0	0 0	0 0	12 0
AGGRAV CRUELTY TO AN	1 0	3 0	4 0	0 0	8 0	0 0	0 0	0 0	0 0	0 0	8 0
MISC INVASION OF PRI	1 0	5 0	3 0	0 0	9 0	0 0	0 0	1 0	0 0	1 0	10 0
EAVESDROP & SURVEILL	0 0	10 0	14 0	0 0	24 0	0 0	0 0	0 0	0 0	0 0	24 0
PEEPING TOM	10 0	62 0	46 0	0 0	118 0	0 0	0 0	0 0	0 0	0 0	118 0
P/S/D OF EAVESDROP D	0 0	1 0	0 0	0 0	1 0	0 0	0 0	0 0	0 0	0 0	1 0
RACKETEERING	2 0	16 0	29 0	0 0	47 0	0 0	14 0	11 0	0 0	25 0	72 0
S/D NARCOTICS OPIATE	21 0	273 0	183 1	0 0	477 0	3 0	57 0	54 1	0 0	114 0	591 0
S/D DEP STIM CNTRF D	37 0	306 1	143 0	0 0	486 0	3 0	79 0	43 0	0 0	125 0	611 0
S/D OF LSD	0 0	27 0	0 0	0 0	27 0	0 0	1 0	1 0	0 0	2 0	29 0
S/D OF MARIJUANA	365 4	2022 3	471 1	0 0	2858 3	26 1	257 1	123 1	0 0	406 1	3264 3
S/D OF ALCOHOLIC IN	2 0	3 0	0 0	0 0	5 0	0 0	0 0	0 0	0 0	0 0	5 0
POSS NARCOTICS OPIAT	62 1	489 1	293 1	0 0	844 1	24 1	131 1	110 1	0 0	265 1	1109 1
POSS DEP STIM CNTRF	115 1	855 1	420 1	0 0	1390 1	49 3	374 2	187 2	0 0	610 2	2000 2
POSS OF LSD	4 0	46 0	4 0	0 0	54 0	0 0	3 0	1 0	0 0	4 0	58 0
POSS OF MARIJUANA	282 3	1441 2	463 1	0 0	2186 2	30 2	217 1	103 1	0 0	350 1	2536 2

(continued)

Probationer Statistical Profile

Sample: Active & admin probationers, not in facilities
Act probationers 01/18/2005

Requestor: Nancy Phillips, Statistician

Most serious offense by current age & sex (continued)

Most serious offense	Men					Women					Grand Total %
	age 00-21 %	age 22-39 %	age 40-98 %	age UNKWN %	Men Total %	age 00-21 %	age 22-39 %	age 40-98 %	age UNKWN %	Women Total %	
ILLEGAL POSS/MANF LI	0 0	3 0	5 0	0 0	8 0	0 0	1 0	0 0	0 0	1 0	9 0
ILLEGAL ATTM TO OBT	4 0	57 0	53 0	0 0	114 0	2 0	106 1	88 1	0 0	196 1	310 0
VIOL GA CNTRL SBST A	1147 12	9295 16	4478 14	0 0	14920 15	276 14	2626 15	1618 18	0 0	4520 16	19440 15
VIOL DNGROUS DRGS AC	12 0	68 0	39 0	0 0	119 0	2 0	30 0	16 0	0 0	48 0	167 0
UNLWFL MFG/DEL/DIST	8 0	57 0	45 0	0 0	110 0	0 0	9 0	7 0	0 0	16 0	126 0
POSS DRUG RELATED MA	7 0	39 0	21 0	0 0	67 0	1 0	14 0	9 0	0 0	24 0	91 0
S/D CONT SUB PUBLIC	10 0	87 0	19 0	0 0	116 0	2 0	14 0	10 0	0 0	26 0	142 0
S/D CONT SUB SCHOOL	15 0	67 0	8 0	0 0	90 0	1 0	11 0	1 0	0 0	13 0	103 0
S/D COCAINE	221 2	2456 4	968 3	0 0	3645 4	26 1	317 2	247 3	0 0	590 2	4235 3
POSS OF COCAINE	527 6	4335 7	2685 8	0 0	7547 8	65 3	923 5	699 8	0 0	1687 6	9234 7
ATMPT VIOL SUBSTANCE	8 0	155 0	137 0	0 0	300 0	3 0	78 0	76 1	0 0	157 1	457 0
MISC DRUGS TRAFFICKI	4 0	53 0	36 0	0 0	93 0	3 0	17 0	5 0	0 0	25 0	118 0
TRAF COCAINE LESS 20	0 0	97 0	74 0	0 0	171 0	2 0	15 0	19 0	0 0	36 0	207 0
TRAF COCAINE 201-400	2 0	23 0	19 0	0 0	44 0	1 0	5 0	4 0	0 0	10 0	54 0
TRAF COCAINE 401+ GM	0 0	7 0	15 0	0 0	22 0	0 0	0 0	1 0	0 0	1 0	23 0
TRAF NARCOTIC LESS 1	0 0	1 0	1 0	0 0	2 0	0 0	2 0	0 0	0 0	2 0	4 0
TRAF NARCOTIC 15-28	0 0	5 0	1 0	0 0	6 0	0 0	1 0	1 0	0 0	2 0	8 0
TRAF NARCOTIC 29+ GM	0 0	2 0	1 0	0 0	3 0	0 0	0 0	1 0	0 0	1 0	4 0
TRAF MARIJNA 101-200	0 0	15 0	18 0	0 0	33 0	0 0	4 0	2 0	0 0	6 0	39 0
TRAF MARIJNA 2001-10	0 0	5 0	0 0	0 0	5 0	1 0	1 0	1 0	0 0	3 0	8 0
TRAF MARIJNA 10001+	0 0	4 0	1 0	0 0	5 0	0 0	0 0	1 0	0 0	1 0	6 0
TRAF METHAQUALONE< 4	0 0	3 0	6 0	0 0	9 0	1 0	4 0	2 0	0 0	7 0	16 0
TRAF METHAQUALONE>=4	0 0	2 0	1 0	0 0	3 0	0 0	0 0	2 0	0 0	2 0	5 0
TRAF AMPHTMINE 28-19	0 0	13 0	8 0	0 0	21 0	0 0	1 0	3 0	0 0	4 0	25 0
TRAF AMPHTMINE 200-3	1 0	2 0	6 0	0 0	9 0	0 0	0 0	0 0	0 0	0 0	9 0
TRAF AMPHTMINE 400+	0 0	0 0	0 0	0 0	0 0	0 0	1 0	0 0	0 0	1 0	1 0
CNSPIRE TRAFFIC CNTR	0 0	4 0	1 0	0 0	5 0	0 0	2 0	1 0	0 0	3 0	8 0
TRANSACTIONS DRUG OB	0 0	0 0	0 0	0 0	0 0	0 0	1 0	0 0	0 0	1 0	1 0
TRANSACTIONS CNTRFT	0 0	2 0	1 0	0 0	3 0	0 0	2 0	0 0	0 0	2 0	5 0
USE COMM FACLT VIO	2 0	4 0	9 0	0 0	15 0	2 0	3 0	5 0	0 0	10 0	25 0
ATT/CONSPRCY COMMT C	1 0	32 0	16 0	0 0	49 0	1 0	16 0	14 0	0 0	31 0	80 0
UNAUTH DIST CONTRLLD	0 0	4 0	5 0	0 0	9 0	0 0	3 0	0 0	0 0	3 0	12 0
ILLGL DIST CONTRLLD	0 0	8 0	10 0	0 0	18 0	0 0	1 0	1 0	0 0	2 0	20 0
VIOL MOTOR VEHICLE L	7 0	137 0	106 0	0 0	250 0	2 0	31 0	17 0	0 0	50 0	300 0
ALTER CAR TITLE	0 0	1 0	1 0	0 0	2 0	0 0	0 0	0 0	0 0	0 0	2 0

(continued)

Probationer Statistical Profile

Sample: Active & admin probationers, not in facilities
Act probationers 01/18/2005

Requestor: Nancy Phillips, Statistician

Most serious offense by current age & sex (continued)

Most serious offense	M e n				W o m e n				Grand Total %		
	age 00-21 %	age 22-39 %	age 40-98 %	age UNKWN %	Men Total %	age 00-21 %	age 22-39 %	age 40-98 %		Women Total %	
CHOP SHOP VIOLATION	0 0	1 0	1 0	0 0	2 0	0 0	0 0	0 0	0 0	2 0	
DRVNG HABTL VIOLATOR	2 0	465 1	755 2	0 0	1222 1	1 0	27 0	83 1	0 0	111 0	1333 1
HABIT TRAF VOIL/IMPA	0 0	111 0	155 0	0 0	266 0	0 0	7 0	16 0	0 0	23 0	289 0
HABIT TRAF VIOL/OTHE	1 0	144 0	192 1	0 0	337 0	0 0	9 0	13 0	0 0	22 0	359 0
TAMPER STAMPS	0 0	0 0	0 0	0 0	0 0	0 0	0 0	1 0	0 0	1 0	1 0
DSTL ALCOHOL BEVERAG	0 0	0 0	1 0	0 0	1 0	0 0	0 0	0 0	0 0	0 0	1 0
POSS UNAUTHORIZED ST	0 0	0 0	1 0	0 0	1 0	0 0	1 0	0 0	0 0	1 0	2 0
POSS CONTRABAND ARTI	2 0	3 0	5 0	0 0	10 0	0 0	2 0	2 0	0 0	4 0	14 0
TRNSPRT CONTRABAND A	0 0	2 0	0 0	0 0	2 0	0 0	3 0	3 0	0 0	6 0	8 0
CONCEAL CONTRABAND	0 0	2 0	0 0	0 0	2 0	0 0	0 0	0 0	0 0	0 0	2 0
MISC MRALS/PBLIC H/S	3 0	4 0	7 0	0 0	14 0	0 0	0 0	1 0	0 0	1 0	15 0
MISC CORRECTIONL INS	4 0	10 0	5 0	0 0	19 0	0 0	6 0	2 0	0 0	8 0	27 0
VIOLATN OTHR STATES	27 0	192 0	120 0	0 0	339 0	5 0	82 0	30 0	0 0	117 0	456 0
CONSPIRACY	108 1	675 1	421 1	0 0	1204 1	25 1	163 1	98 1	0 0	286 1	1490 1
INTERMARRIAGE CLOSE	150 2	1394 2	962 3	0 0	2506 3	34 2	349 2	219 2	0 0	602 2	3108 2
CRMNL ATMPT	696 8	4442 8	2283 7	0 0	7421 7	80 4	873 5	498 5	0 0	1451 5	8872 7
AIRCRAFT HIJACKING	110 1	544 1	275 1	0 0	929 1	22 1	149 1	85 1	0 0	256 1	1185 1
UNAUTH DIST RECRD DE	346 4	1874 3	863 3	0 0	3083 3	58 3	637 4	304 3	0 0	999 4	4082 3
NONPYMT AGR NVL STOR	168 2	955 2	507 2	0 0	1630 2	53 3	316 2	187 2	0 0	556 2	2186 2
CRMNL SOLICITATION	206 2	1331 2	701 2	0 0	2238 2	41 2	378 2	193 2	0 0	612 2	2850 2
PARTY TO A CRIME	309 3	1521 3	882 3	0 0	2712 3	75 4	585 3	290 3	0 0	950 3	3662 3
CRMNL TRESPASSING	146 2	1457 2	845 3	0 0	2448 2	48 2	475 3	259 3	0 0	782 3	3230 3
HIRE JUVENILE SELL D	298 3	851 1	413 1	0 0	1562 2	86 4	350 2	153 2	0 0	589 2	2151 2
GANG PARTICIPATION	654 7	4593 8	2389 8	0 0	7636 8	116 6	1289 7	735 8	0 0	2140 8	9776 8
Total reported	12462	79239	42482	0	134183	2592	23290	12222	0	38104	172287
Percent Reported	133.6	132.4	132.4		132.5	131.9	130.7	132.0		131.2	132.2
NOT REPORTED	129	905	440	0	1474	29	355	164	0	548	2022
Total	9327	59842	32076	0	101245	1965	17823	9257	0	29045	130290

Probationer Statistical Profile

Sample: Active & admin probationers, not in facilities
Act probationers 01/18/2005

Requestor: Nancy Phillips, Statistician

Most serious crime type by current age & sex

Crime type	M e n					W o m e n					Grand Total %
	age 00-21	age 22-39	age 40-98	age UNKWN	Men Total	age 00-21	age 22-39	age 40-98	age UNKWN	Women Total	
VIOL/PERSN	1041 11	9628 16	6114 19	0 0	16783 17	203 10	2081 12	1014 11	0 0	3298 11	20081 15
NVIOL/PERS	167 2	777 1	375 1	0 0	1319 1	30 2	71 0	61 1	0 0	162 1	1481 1
PROPERTY	4307 46	19368 32	8761 27	0 0	32436 32	1097 56	9281 52	4104 44	0 0	14482 50	46918 36
DRUG SALES	688 7	5594 9	2068 6	0 0	8350 8	72 4	824 5	549 6	0 0	1445 5	9795 8
DRUG POSSN	2172 23	16827 28	8613 27	0 0	27612 27	453 23	4511 25	2913 31	0 0	7877 27	35489 27
ALCOHOL	3 0	9 0	7 0	0 0	19 0	0 0	2 0	0 0	0 0	2 0	21 0
HABIT/DUI	12 0	920 2	1265 4	0 0	2197 2	3 0	83 0	142 2	0 0	228 1	2425 2
SEX OFFEND	473 5	2903 5	2625 8	0 0	6001 6	14 1	135 1	63 1	0 0	212 1	6213 5
OTHER	464 5	3816 6	2248 7	0 0	6528 6	93 5	835 5	411 4	0 0	1339 5	7867 6
Total reported	9327	59842	32076	0	101245	1965	17823	9257	0	29045	130290
Percent Reported	100.0	100.0	100.0		100.0	100.0	100.0	100.0		100.0	100.0
NOT REPORTED	0	0	0	0	0	0	0	0	0	0	0
Total	9327	59842	32076	0	101245	1965	17823	9257	0	29045	130290