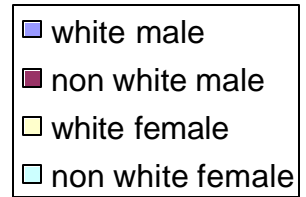
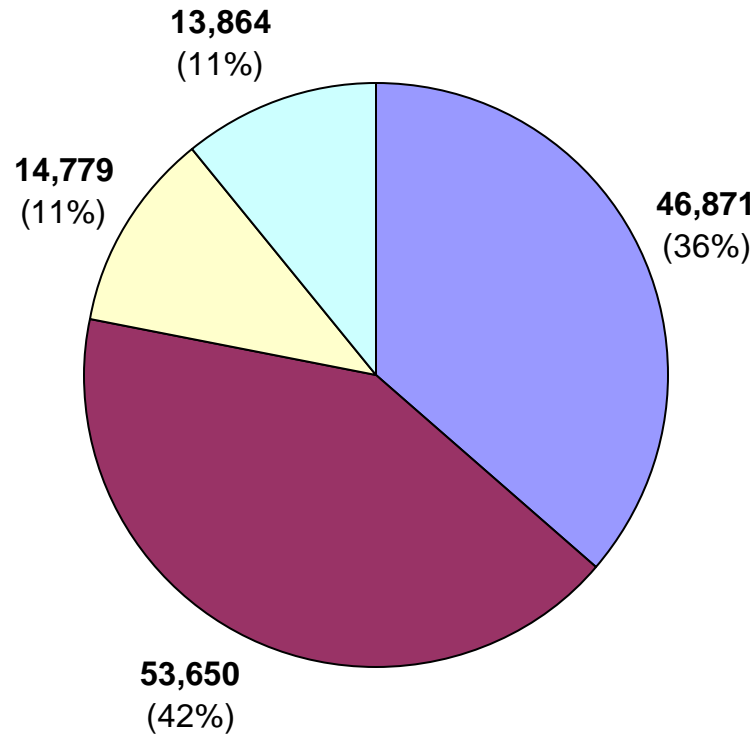
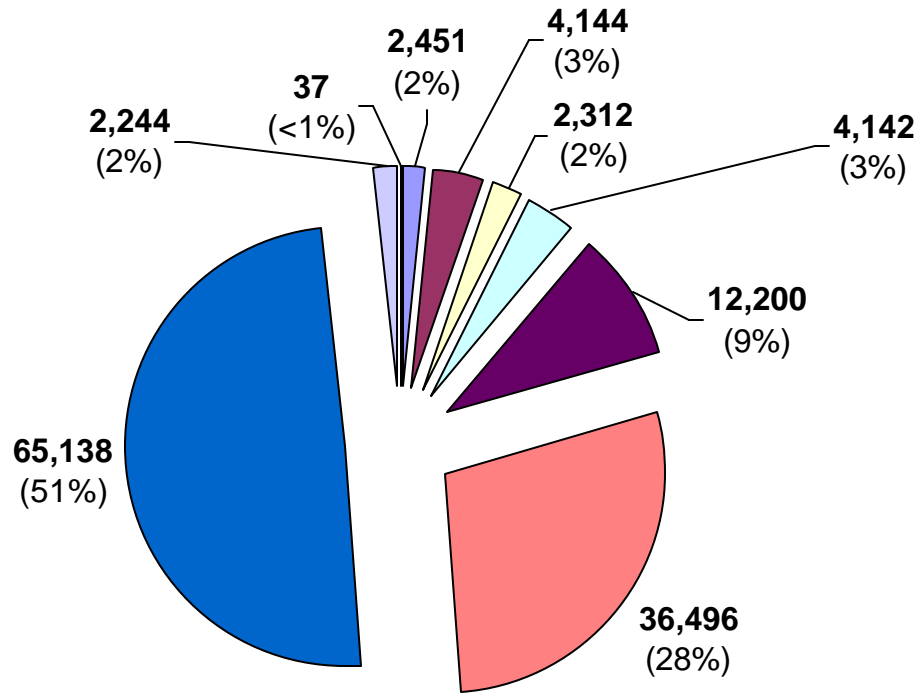


Active Probationers by Race & Gender

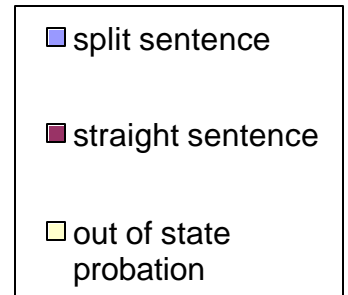
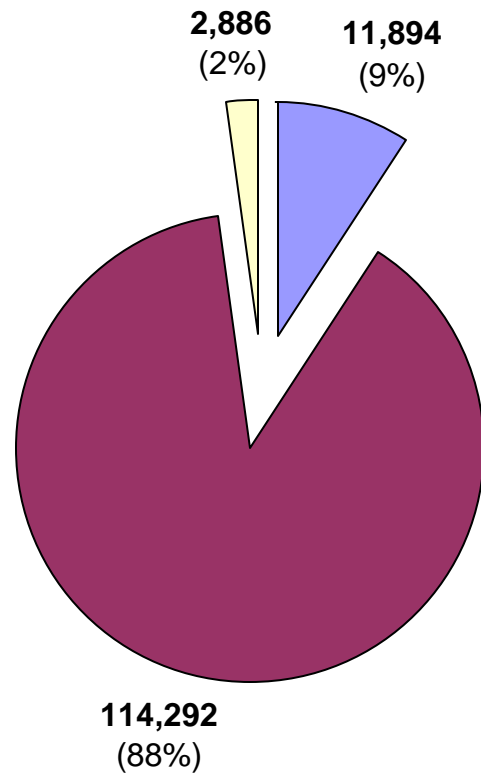


Active Probationers by Current Supervision Level

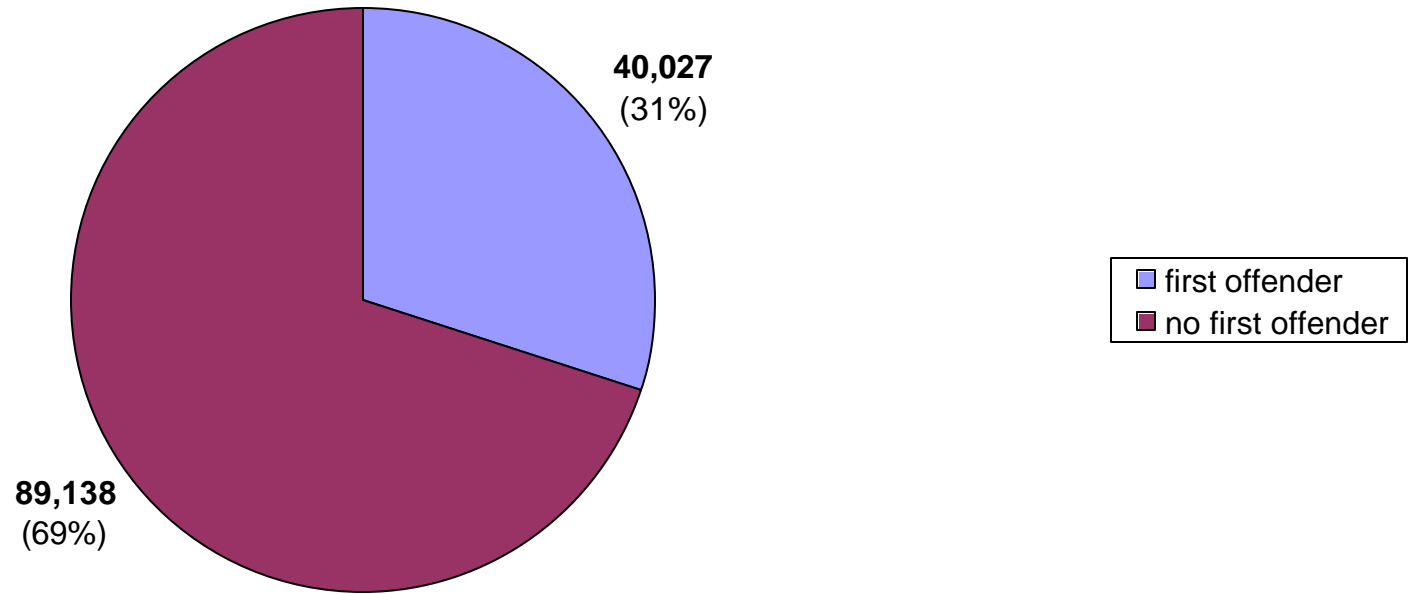


■ unsupervised ■ intensive □ maximum □ high ■ medium ■ standard ■ administrative □ unclassified ■ other

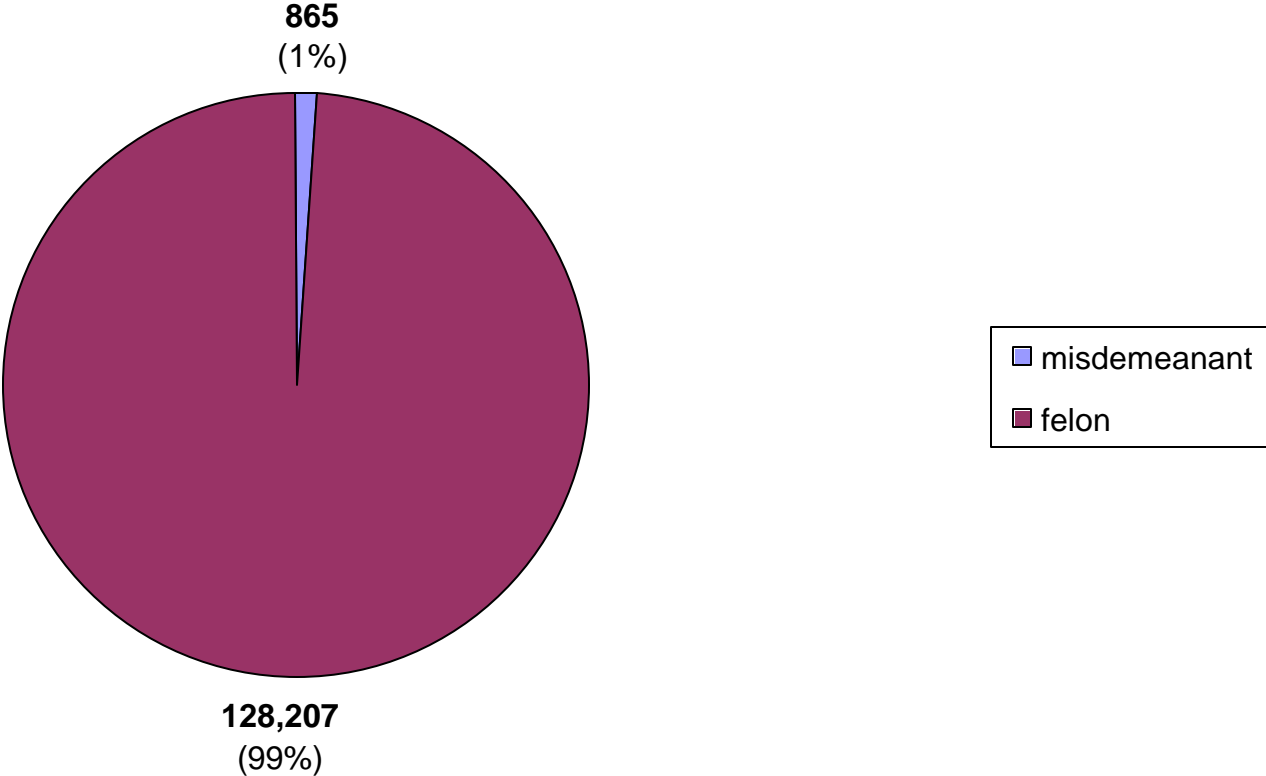
Active Probationers by Case Type



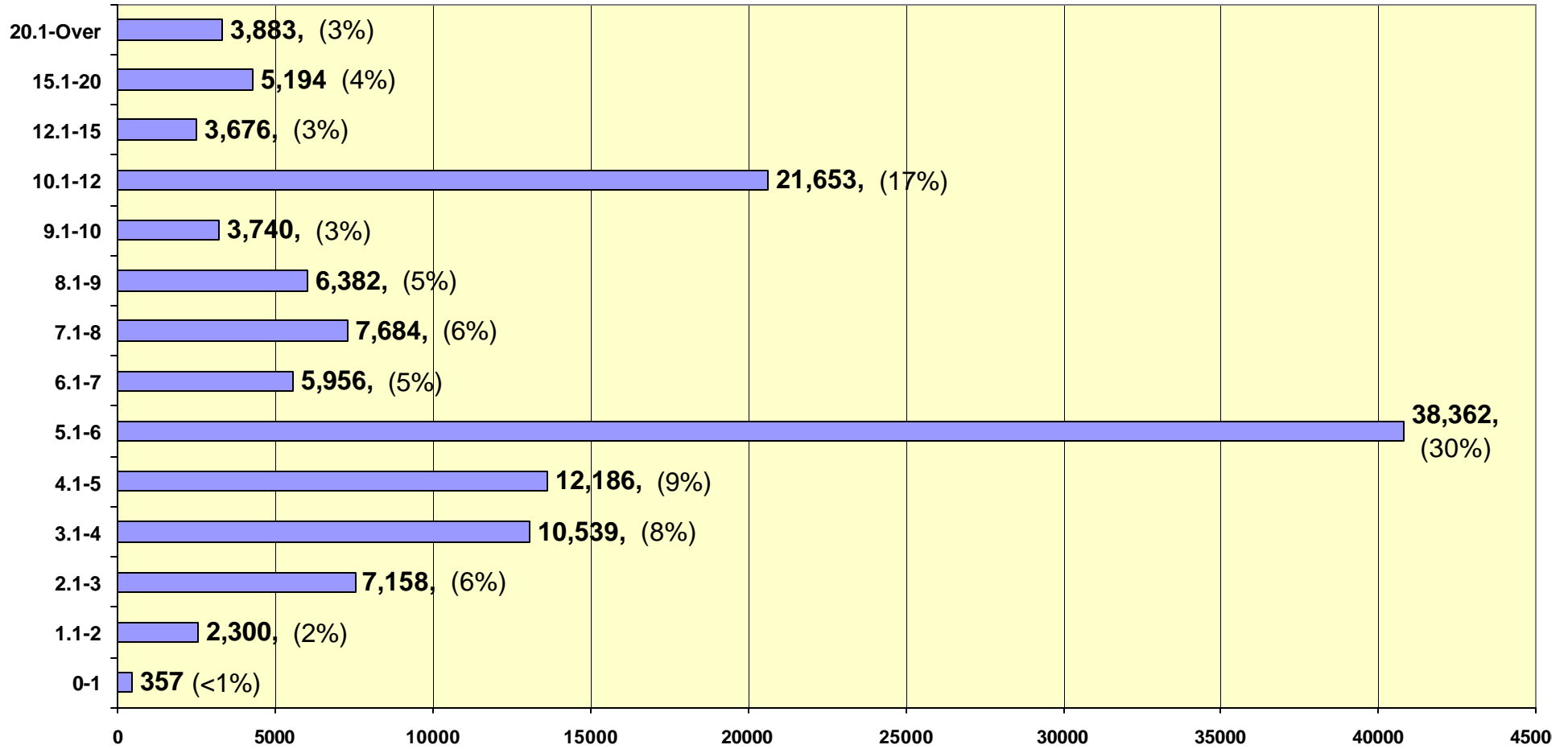
Active Probationers by Offender Status



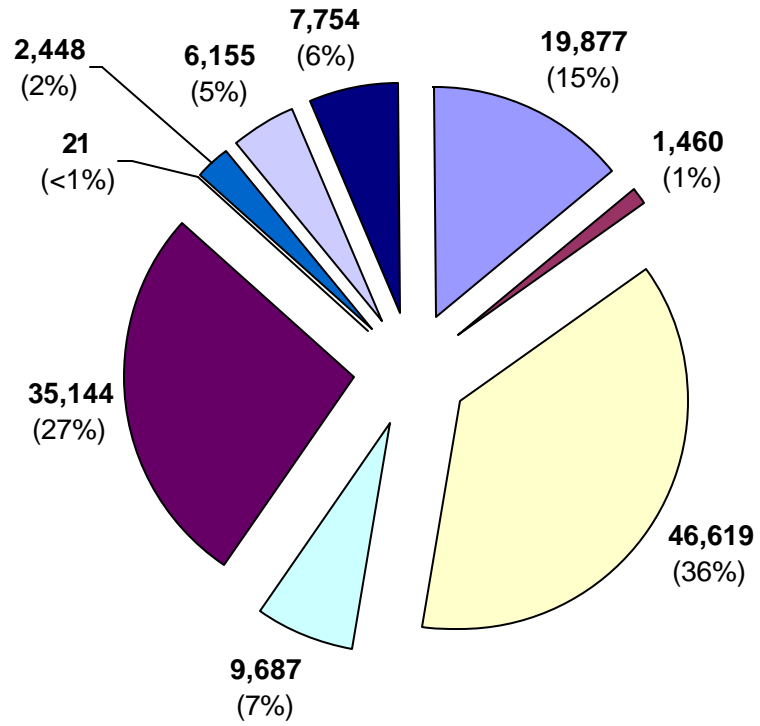
Active Probationers by Sentence Type



Active Probationers by Sentence Length



Active Probationers by Crime Type



viol/person	nonviol/person	property	drug sales	drug poss
alcohol	habit/dui	sex offend	other	

Probationer Statistical Profile

Table of contents for Active & admin probationers, not in facilities

Title	Page
-----	----
Race and sex	2
Current supervision type	3
County of conviction	4
Circuit of conviction	9
Circuit of supervision	11
Sentence length in years	13
Time served in years	14
Time left to serve	15
Case type	16
Release type	17
First offender status	18
Type probationer	19
Most serious crime by group	20
Most serious offense	21
Most serious crime type	31

Probationer Statistical Profile

Sample: Active & admin probationers, not in facilities
Act probationers 10/21/2004

Requestor: Nancy Phillips, Statistician

Race and sex by current age & sex

Race and sex	M e n				W o m e n				Grand Total %		
	age 00-21 %	age 22-39 %	age 40-98 %	age UNKWN %	Men Total %	age 00-21 %	age 22-39 %	age 40-98 %		age UNKWN %	Women Total %
WHITE MALE	4226 45	26686 45	16164 51	0 0	47076 47	0 0	0 0	0 0	0 0	0 0	47076 36
NON WHITE MALE	5226 55	33157 55	15667 49	0 0	54050 53	0 0	0 0	0 0	0 0	0 0	54050 42
WHITE FEMALE	0 0	0 0	0 0	0 0	0 0	1012 51	8711 49	5058 56	0 0	14781 51	14781 11
NON WHITE FEMALE	0 0	0 0	0 0	0 0	0 0	964 49	8945 51	4055 44	0 0	13964 49	13964 11
Total reported	9452	59843	31831	0	101126	1976	17656	9113	0	28745	129871
Percent Reported	100.0	100.0	100.0		100.0	100.0	100.0	100.0		100.0	100.0
NOT REPORTED	0	0	1	0	1	0	0	0	0	0	1
Total	9452	59843	31832	0	101127	1976	17656	9113	0	28745	129872
AVERAGE W-AGE	19.89	29.57	47.93	.00	34.44	20.00	30.24	46.48	.00	34.68	34.50

*** Average age excludes missing dates of birth

Probationer Statistical Profile

Sample: Active & admin probationers, not in facilities
Act probationers 10/21/2004

Requestor: Nancy Phillips, Statistician

Current supervision type by current age & sex

Curr supv type	M e n					W o m e n					Grand Total %
	age 00-21	age % 22-39	age % 40-98	age % UNKWN	Men % Total	age 00-21	age % 22-39	age % 40-98	age % UNKWN	Women % Total	
UNSUPERVISED	51 1	1171 2	719 2	0 0	1941 2	12 1	285 2	199 2	0 0	496 2	2437 2
WARRANT	0 0	0 0	0 0	0 0	0 0	0 0	0 0	0 0	0 0	0 0	0 0
BC AFTERCARE	0 0	0 0	0 0	0 0	0 0	0 0	0 0	0 0	0 0	0 0	0 0
HOME CONFINEMENT	0 0	0 0	0 0	0 0	0 0	0 0	0 0	0 0	0 0	0 0	0 0
INTENSIVE	740 8	1896 3	677 2	0 0	3313 3	102 5	541 3	239 3	0 0	882 3	4195 3
MAXIMUM	124 1	1122 2	744 2	0 0	1990 2	17 1	168 1	126 1	0 0	311 1	2301 2
HIGH	341 4	2090 3	1048 3	0 0	3479 3	34 2	403 2	231 3	0 0	668 2	4147 3
MEDIUM	1266 13	5826 10	2809 9	0 0	9901 10	213 11	1558 9	628 7	0 0	2399 8	12300 9
STANDARD	4427 47	15261 26	7539 24	0 0	27227 27	1182 60	5794 33	2309 25	0 0	9285 32	36512 28
ADMINISTRATIVE	2285 24	31283 52	17716 56	0 0	51284 51	400 20	8673 49	5263 58	0 0	14336 50	65620 51
FINANCIAL	0 0	1 0	36 0	0 0	37 0	0 0	0 0	0 0	0 0	0 0	37 0
OBSOLETE CODES	0 0	0 0	0 0	0 0	0 0	0 0	0 0	0 0	0 0	0 0	0 0
UNCLASSIFIED	218 2	1193 2	544 2	0 0	1955 2	16 1	234 1	118 1	0 0	368 1	2323 2
Total reported	9452	59843	31832	0	101127	1976	17656	9113	0	28745	129872
Percent Reported	100.0	100.0	100.0		100.0	100.0	100.0	100.0		100.0	100.0
NOT REPORTED	0	0	0	0	0	0	0	0	0	0	0
Total	9452	59843	31832	0	101127	1976	17656	9113	0	28745	129872

Probationer Statistical Profile

Sample: Active & admin probationers, not in facilities
Act probationers 10/21/2004

Requestor: Nancy Phillips, Statistician

County of conviction by current age & sex

County	M e n					W o m e n					Grand
	age 00-21	age 22-39	age 40-98	age UNKWN	Men Total	age 00-21	age 22-39	age 40-98	age UNKWN	Women Total	
Appling	25 0	152 0	64 0	0 0	241 0	5 0	31 0	9 0	0 0	45 0	286 0
Atkinson	16 0	76 0	36 0	0 0	128 0	2 0	17 0	9 0	0 0	28 0	156 0
Bacon	9 0	62 0	35 0	0 0	106 0	1 0	13 0	7 0	0 0	21 0	127 0
Baker	1 0	30 0	17 0	0 0	48 0	0 0	3 0	2 0	0 0	5 0	53 0
Baldwin	87 1	546 1	283 1	0 0	916 1	11 1	140 1	85 1	0 0	236 1	1152 1
Banks	16 0	101 0	76 0	0 0	193 0	2 0	42 0	24 0	0 0	68 0	261 0
Barrow	49 1	284 0	200 1	0 0	533 1	12 1	113 1	64 1	0 0	189 1	722 1
Bartow	84 1	990 2	564 2	0 0	1638 2	28 1	308 2	159 2	0 0	495 2	2133 2
Ben Hill	26 0	182 0	110 0	0 0	318 0	5 0	66 0	30 0	0 0	101 0	419 0
Berrien	26 0	131 0	104 0	0 0	261 0	10 1	39 0	17 0	0 0	66 0	327 0
Bibb	208 2	1596 3	866 3	0 0	2670 3	40 2	512 3	256 3	0 0	808 3	3478 3
Bleckley	33 0	136 0	62 0	0 0	231 0	7 0	51 0	19 0	0 0	77 0	308 0
Brantley	17 0	57 0	46 0	0 0	120 0	5 0	23 0	5 0	0 0	33 0	153 0
Brooks	25 0	131 0	56 0	0 0	212 0	4 0	21 0	15 0	0 0	40 0	252 0
Bryan	20 0	96 0	44 0	0 0	160 0	3 0	25 0	14 0	0 0	42 0	202 0
Bulloch	88 1	508 1	161 1	0 0	757 1	25 1	149 1	44 0	0 0	218 1	975 1
Burke	33 0	126 0	52 0	0 0	211 0	3 0	27 0	16 0	0 0	46 0	257 0
Butts	25 0	192 0	128 0	0 0	345 0	7 0	53 0	27 0	0 0	87 0	432 0
Calhoun	4 0	72 0	36 0	0 0	112 0	0 0	13 0	13 0	0 0	26 0	138 0
Camden	42 0	246 0	97 0	0 0	385 0	5 0	57 0	33 0	0 0	95 0	480 0
Candler	6 0	67 0	37 0	0 0	110 0	0 0	26 0	16 0	0 0	42 0	152 0
Carroll	91 1	501 1	217 1	0 0	809 1	19 1	167 1	84 1	0 0	270 1	1079 1
Catoosa	65 1	349 1	170 1	0 0	584 1	18 1	129 1	66 1	0 0	213 1	797 1
Charlton	12 0	49 0	33 0	0 0	94 0	2 0	11 0	8 0	0 0	21 0	115 0
Chatham	323 3	1761 3	858 3	0 0	2942 3	83 4	599 3	309 3	0 0	991 3	3933 3
Chattahoochee	2 0	24 0	17 0	0 0	43 0	0 0	7 0	2 0	0 0	9 0	52 0
Chattooga	25 0	222 0	117 0	0 0	364 0	12 1	70 0	36 0	0 0	118 0	482 0
Cherokee	159 2	931 2	477 1	0 0	1567 2	53 3	307 2	170 2	0 0	530 2	2097 2
Clarke	124 1	637 1	291 1	0 0	1052 1	14 1	181 1	66 1	0 0	261 1	1313 1
Clay	5 0	42 0	27 0	0 0	74 0	1 0	8 0	5 0	0 0	14 0	88 0
Clayton	292 3	871 1	410 1	0 0	1573 2	85 4	376 2	144 2	0 0	605 2	2178 2
Clinch	11 0	96 0	64 0	0 0	171 0	3 0	33 0	18 0	0 0	54 0	225 0
Cobb	687 7	4626 8	2384 7	0 0	7697 8	118 6	1293 7	757 8	0 0	2168 8	9865 8
Coffee	24 0	253 0	137 0	0 0	414 0	5 0	53 0	42 0	0 0	100 0	514 0

(continued)

Probationer Statistical Profile

Sample: Active & admin probationers, not in facilities
Act probationers 10/21/2004

Requestor: Nancy Phillips, Statistician

County of conviction by current age & sex (continued)

County	M e n					W o m e n					Grand Total %
	age 00-21	age % 22-39	age % 40-98	age % UNKWN	Men % Total	age 00-21	age % 22-39	age % 40-98	age % UNKWN	Women % Total	
Colquit	82 1	407 1	207 1	0 0	696 1	14 1	115 1	40 0	0 0	169 1	865 1
Columbia	81 1	332 1	135 0	0 0	548 1	8 0	85 0	63 1	0 0	156 1	704 1
Cook	31 0	254 0	147 0	0 0	432 0	2 0	52 0	41 0	0 0	95 0	527 0
Coweta	119 1	442 1	230 1	0 0	791 1	19 1	172 1	76 1	0 0	267 1	1058 1
Crawford	15 0	60 0	32 0	0 0	107 0	1 0	9 0	10 0	0 0	20 0	127 0
Crisp	45 0	279 0	136 0	0 0	460 0	21 1	112 1	39 0	0 0	172 1	632 0
Dade	25 0	174 0	91 0	0 0	290 0	2 0	69 0	23 0	0 0	94 0	384 0
Dawson	20 0	137 0	88 0	0 0	245 0	8 0	52 0	36 0	0 0	96 0	341 0
Decatur	32 0	329 1	193 1	0 0	554 1	6 0	122 1	53 1	0 0	181 1	735 1
DeKalb	460 5	2619 4	1310 4	0 0	4389 4	105 5	798 5	341 4	0 0	1244 4	5633 4
Dodge	19 0	134 0	79 0	0 0	232 0	8 0	42 0	23 0	0 0	73 0	305 0
Dooly	22 0	141 0	65 0	0 0	228 0	2 0	30 0	25 0	0 0	57 0	285 0
Dougherty	253 3	1943 3	1118 4	0 0	3314 3	48 2	532 3	276 3	0 0	856 3	4170 3
Douglas	185 2	1399 2	839 3	0 0	2423 2	64 3	520 3	279 3	0 0	863 3	3286 3
Early	28 0	168 0	86 0	0 0	282 0	2 0	46 0	19 0	0 0	67 0	349 0
Echols	0 0	13 0	15 0	0 0	28 0	1 0	0 0	2 0	0 0	3 0	31 0
Effingham	53 1	210 0	96 0	0 0	359 0	15 1	78 0	42 0	0 0	135 0	494 0
Elbert	12 0	171 0	121 0	0 0	304 0	2 0	42 0	28 0	0 0	72 0	376 0
Emanuel	32 0	130 0	58 0	0 0	220 0	5 0	31 0	17 0	0 0	53 0	273 0
Evans	12 0	66 0	32 0	0 0	110 0	6 0	20 0	5 0	0 0	31 0	141 0
Fannin	16 0	148 0	126 0	0 0	290 0	4 0	60 0	31 0	0 0	95 0	385 0
Fayette	65 1	373 1	169 1	0 0	607 1	13 1	153 1	75 1	0 0	241 1	848 1
Floyd	113 1	970 2	605 2	0 0	1688 2	33 2	365 2	213 2	0 0	611 2	2299 2
Forsyth	76 1	418 1	237 1	0 0	731 1	8 0	121 1	64 1	0 0	193 1	924 1
Franklin	24 0	153 0	119 0	0 0	296 0	3 0	42 0	21 0	0 0	66 0	362 0
Fulton	659 7	4335 7	2180 7	0 0	7174 7	74 4	814 5	456 5	0 0	1344 5	8518 7
Gilmer	26 0	220 0	153 0	0 0	399 0	4 0	71 0	49 1	0 0	124 0	523 0
Glascocock	2 0	9 0	6 0	0 0	17 0	0 0	1 0	1 0	0 0	2 0	19 0
Glynn	77 1	581 1	297 1	0 0	955 1	18 1	174 1	90 1	0 0	282 1	1237 1
Gordon	51 1	469 1	272 1	0 0	792 1	16 1	172 1	107 1	0 0	295 1	1087 1
Grady	37 0	250 0	135 0	0 0	422 0	5 0	54 0	32 0	0 0	91 0	513 0
Greene	23 0	219 0	76 0	0 0	318 0	1 0	44 0	20 0	0 0	65 0	383 0
Gwinnett	566 6	3089 5	1450 5	0 0	5105 5	116 6	868 5	423 5	0 0	1407 5	6512 5
Habersham	31 0	173 0	100 0	0 0	304 0	11 1	55 0	32 0	0 0	98 0	402 0
Hall	149 2	827 1	528 2	0 0	1504 1	31 2	311 2	156 2	0 0	498 2	2002 2

(continued)

Probationer Statistical Profile

Sample: Active & admin probationers, not in facilities
Act probationers 10/21/2004

Requestor: Nancy Phillips, Statistician

County of conviction by current age & sex (continued)

County	M e n					W o m e n					Grand Total %
	age 00-21 %	age 22-39 %	age 40-98 %	age UNKWN %	Men Total %	age 00-21 %	age 22-39 %	age 40-98 %	age UNKWN %	Women Total %	
Hancock	15 0	64 0	40 0	0 0	119 0	0 0	12 0	8 0	0 0	20 0	139 0
Haralson	20 0	172 0	153 0	0 0	345 0	4 0	44 0	31 0	0 0	79 0	424 0
Harris	33 0	110 0	75 0	0 0	218 0	2 0	24 0	14 0	0 0	40 0	258 0
Hart	6 0	150 0	69 0	0 0	225 0	0 0	29 0	25 0	0 0	54 0	279 0
Heard	9 0	42 0	29 0	0 0	80 0	1 0	11 0	7 0	0 0	19 0	99 0
Henry	190 2	950 2	390 1	0 0	1530 2	33 2	282 2	136 1	0 0	451 2	1981 2
Houston	134 1	828 1	442 1	0 0	1404 1	27 1	295 2	100 1	0 0	422 1	1826 1
Irwin	17 0	91 0	64 0	0 0	172 0	2 0	13 0	9 0	0 0	24 0	196 0
Jackson	54 1	361 1	219 1	0 0	634 1	6 0	111 1	63 1	0 0	180 1	814 1
Jasper	18 0	87 0	60 0	0 0	165 0	2 0	9 0	15 0	0 0	26 0	191 0
Jeff Davis	19 0	121 0	67 0	0 0	207 0	4 0	20 0	15 0	0 0	39 0	246 0
Jefferson	18 0	129 0	62 0	0 0	209 0	3 0	20 0	8 0	0 0	31 0	240 0
Jenkins	14 0	82 0	39 0	0 0	135 0	2 0	22 0	7 0	0 0	31 0	166 0
Johnson	5 0	72 0	29 0	0 0	106 0	1 0	10 0	8 0	0 0	19 0	125 0
Jones	43 0	241 0	134 0	0 0	418 0	9 0	52 0	29 0	0 0	90 0	508 0
Lamar	21 0	197 0	80 0	0 0	298 0	8 0	46 0	17 0	0 0	71 0	369 0
Lanier	14 0	90 0	55 0	0 0	159 0	3 0	10 0	9 0	0 0	22 0	181 0
Laurens	45 0	426 1	230 1	0 0	701 1	8 0	111 1	47 1	0 0	166 1	867 1
Lee	23 0	244 0	137 0	0 0	404 0	12 1	40 0	22 0	0 0	74 0	478 0
Liberty	30 0	177 0	65 0	0 0	272 0	5 0	60 0	26 0	0 0	91 0	363 0
Lincoln	9 0	63 0	38 0	0 0	110 0	1 0	6 0	12 0	0 0	19 0	129 0
Long	9 0	42 0	29 0	0 0	80 0	1 0	6 0	8 0	0 0	15 0	95 0
Lowndes	182 2	1286 2	545 2	0 0	2013 2	44 2	343 2	161 2	0 0	548 2	2561 2
Lumpkin	13 0	176 0	108 0	0 0	297 0	6 0	52 0	26 0	0 0	84 0	381 0
Macon	11 0	130 0	117 0	0 0	258 0	1 0	19 0	15 0	0 0	35 0	293 0
Madison	26 0	144 0	91 0	0 0	261 0	3 0	35 0	27 0	0 0	65 0	326 0
Marion	15 0	52 0	34 0	0 0	101 0	0 0	13 0	10 0	0 0	23 0	124 0
McDuffie	22 0	166 0	78 0	0 0	266 0	6 0	37 0	19 0	0 0	62 0	328 0
McIntosh	13 0	69 0	45 0	0 0	127 0	2 0	24 0	10 0	0 0	36 0	163 0
Meriwether	27 0	148 0	108 0	0 0	283 0	4 0	44 0	20 0	0 0	68 0	351 0
Miller	12 0	95 0	38 0	0 0	145 0	3 0	16 0	9 0	0 0	28 0	173 0
Mitchell	42 0	299 0	125 0	0 0	466 0	1 0	80 0	33 0	0 0	114 0	580 0
Monroe	23 0	176 0	98 0	0 0	297 0	7 0	56 0	20 0	0 0	83 0	380 0
Montgomery	9 0	72 0	28 0	0 0	109 0	0 0	19 0	10 0	0 0	29 0	138 0
Morgan	7 0	126 0	79 0	0 0	212 0	5 0	19 0	12 0	0 0	36 0	248 0

(continued)

Probationer Statistical Profile

Sample: Active & admin probationers, not in facilities
Act probationers 10/21/2004

Requestor: Nancy Phillips, Statistician

County of conviction by current age & sex (continued)

County	M e n					W o m e n					Grand Total %											
	age 00-21	age % 22-39	age % 40-98	age % UNKWN	Men % Total	age 00-21	age % 22-39	age % 40-98	age % UNKWN	Women % Total												
Murray	23	0	181	0	74	0	0	0	278	0	2	0	42	0	20	0	0	0	64	0	342	0
Muscogee	247	3	1209	2	686	2	0	0	2142	2	65	3	514	3	252	3	0	0	831	3	2973	2
Newton	81	1	749	1	507	2	0	0	1337	1	24	1	183	1	126	1	0	0	333	1	1670	1
Oconee	14	0	67	0	33	0	0	0	114	0	1	0	21	0	12	0	0	0	34	0	148	0
Oglethorpe	6	0	75	0	46	0	0	0	127	0	0	0	9	0	6	0	0	0	15	0	142	0
Paulding	84	1	435	1	242	1	0	0	761	1	12	1	90	1	59	1	0	0	161	1	922	1
Peach	43	0	176	0	81	0	0	0	300	0	2	0	45	0	16	0	0	0	63	0	363	0
Pickens	17	0	137	0	104	0	0	0	258	0	3	0	53	0	32	0	0	0	88	0	346	0
Pierce	7	0	43	0	24	0	0	0	74	0	1	0	12	0	14	0	0	0	27	0	101	0
Pike	4	0	51	0	27	0	0	0	82	0	1	0	8	0	3	0	0	0	12	0	94	0
Polk	23	0	348	1	236	1	0	0	607	1	5	0	68	0	57	1	0	0	130	0	737	1
Pulaski	14	0	63	0	30	0	0	0	107	0	4	0	25	0	15	0	0	0	44	0	151	0
Putnam	25	0	193	0	142	0	0	0	360	0	8	0	43	0	25	0	0	0	76	0	436	0
Quitman	5	0	24	0	14	0	0	0	43	0	1	0	7	0	5	0	0	0	13	0	56	0
Rabun	16	0	95	0	68	0	0	0	179	0	10	1	25	0	26	0	0	0	61	0	240	0
Randolph	14	0	106	0	56	0	0	0	176	0	1	0	38	0	18	0	0	0	57	0	233	0
Richmond	239	3	1374	2	676	2	0	0	2289	2	49	2	499	3	231	3	0	0	779	3	3068	2
Rockdale	67	1	370	1	179	1	0	0	616	1	18	1	147	1	56	1	0	0	221	1	837	1
Schley	8	0	55	0	39	0	0	0	102	0	1	0	16	0	3	0	0	0	20	0	122	0
Screven	28	0	133	0	75	0	0	0	236	0	5	0	57	0	30	0	0	0	92	0	328	0
Seminole	14	0	127	0	73	0	0	0	214	0	5	0	33	0	14	0	0	0	52	0	266	0
Spalding	72	1	504	1	234	1	0	0	810	1	25	1	215	1	112	1	0	0	352	1	1162	1
Stephens	31	0	139	0	102	0	0	0	272	0	10	1	37	0	35	0	0	0	82	0	354	0
Stewart	2	0	75	0	48	0	0	0	125	0	0	0	12	0	13	0	0	0	25	0	150	0
Sumter	57	1	514	1	383	1	0	0	954	1	9	0	157	1	94	1	0	0	260	1	1214	1
Talbot	5	0	38	0	36	0	0	0	79	0	0	0	4	0	6	0	0	0	10	0	89	0
Taliaferro	5	0	20	0	6	0	0	0	31	0	0	0	2	0	4	0	0	0	6	0	37	0
Tattnall	20	0	78	0	55	0	0	0	153	0	2	0	19	0	18	0	0	0	39	0	192	0
Taylor	15	0	81	0	39	0	0	0	135	0	4	0	13	0	4	0	0	0	21	0	156	0
Telfair	16	0	138	0	55	0	0	0	209	0	3	0	49	0	29	0	0	0	81	0	290	0
Terrell	19	0	182	0	52	0	0	0	253	0	10	1	34	0	22	0	0	0	66	0	319	0
Thomas	119	1	709	1	345	1	0	0	1173	1	15	1	189	1	83	1	0	0	287	1	1460	1
Tift	38	0	385	1	215	1	0	0	638	1	6	0	91	1	51	1	0	0	148	1	786	1
Toombs	26	0	171	0	73	0	0	0	270	0	8	0	55	0	31	0	0	0	94	0	364	0
Towns	4	0	48	0	24	0	0	0	76	0	0	0	13	0	9	0	0	0	22	0	98	0

(continued)

Probationer Statistical Profile

Sample: Active & admin probationers, not in facilities
Act probationers 10/21/2004

Requestor: Nancy Phillips, Statistician

County of conviction by current age & sex (continued)

County	M e n					W o m e n					Grand Total %
	age 00-21	age % 22-39	age % 40-98	age % UNKWN	Men % Total	age 00-21	age % 22-39	age % 40-98	age % UNKWN	Women % Total	
Treutlen	12 0	69 0	42 0	0 0	123 0	1 0	13 0	11 0	0 0	25 0	148 0
Troup	104 1	514 1	264 1	0 0	882 1	27 1	203 1	80 1	0 0	310 1	1192 1
Turner	16 0	105 0	40 0	0 0	161 0	1 0	16 0	9 0	0 0	26 0	187 0
Twiggs	8 0	74 0	40 0	0 0	122 0	0 0	21 0	12 0	0 0	33 0	155 0
Union	15 0	78 0	44 0	0 0	137 0	3 0	23 0	16 0	0 0	42 0	179 0
Upson	34 0	186 0	79 0	0 0	299 0	10 1	53 0	21 0	0 0	84 0	383 0
Walker	68 1	367 1	202 1	0 0	637 1	12 1	123 1	68 1	0 0	203 1	840 1
Walton	74 1	653 1	457 1	0 0	1184 1	14 1	155 1	89 1	0 0	258 1	1442 1
Ware	33 0	212 0	136 0	0 0	381 0	6 0	72 0	38 0	0 0	116 0	497 0
Warren	5 0	48 0	31 0	0 0	84 0	2 0	4 0	0 0	0 0	6 0	90 0
Washington	23 0	112 0	65 0	0 0	200 0	6 0	25 0	13 0	0 0	44 0	244 0
Wayne	46 0	216 0	149 0	0 0	411 0	15 1	78 0	38 0	0 0	131 0	542 0
Webster	10 0	32 0	37 0	0 0	79 0	2 0	5 0	4 0	0 0	11 0	90 0
Wheeler	5 0	39 0	29 0	0 0	73 0	2 0	9 0	10 0	0 0	21 0	94 0
White	11 0	126 0	90 0	0 0	227 0	3 0	40 0	18 0	0 0	61 0	288 0
Whitfield	96 1	681 1	348 1	0 0	1125 1	31 2	279 2	129 1	0 0	439 2	1564 1
Wilcox	13 0	50 0	27 0	0 0	90 0	2 0	13 0	4 0	0 0	19 0	109 0
Wilkes	16 0	91 0	53 0	0 0	160 0	1 0	19 0	14 0	0 0	34 0	194 0
Wilkinson	18 0	81 0	53 0	0 0	152 0	2 0	21 0	13 0	0 0	36 0	188 0
Worth	21 0	188 0	106 0	0 0	315 0	0 0	32 0	23 0	0 0	55 0	370 0
Out of state	167 2	1361 2	653 2	0 0	2181 2	46 2	442 3	203 2	0 0	691 2	2872 2
Total reported	9452	59839	31831	0	101122	1976	17656	9111	0	28743	129865
Percent Reported	100.0	100.0	100.0		100.0	100.0	100.0	100.0		100.0	100.0
Not reported	0	4	1	0	5	0	0	2	0	2	7
Total	9452	59843	31832	0	101127	1976	17656	9113	0	28745	129872

Probationer Statistical Profile

Sample: Active & admin probationers, not in facilities
Act probationers 10/21/2004

Requestor: Nancy Phillips, Statistician

Circuit of conviction by current age & sex

Circuit of conv	M e n					W o m e n					Grand Total %
	age 00-21 %	age 22-39 %	age 40-98 %	age UNKWN %	Men Total %	age 00-21 %	age 22-39 %	age 40-98 %	age UNKWN %	Women Total %	
Alapaha	106 1	683 1	416 1	0 0	1205 1	21 1	163 1	101 1	0 0	285 1	1490 1
Alcovy	155 2	1402 2	965 3	0 0	2522 3	38 2	338 2	216 2	0 0	592 2	3114 2
Atlanta	687 7	4462 8	2268 7	0 0	7417 7	79 4	879 5	491 6	0 0	1449 5	8866 7
Atlantic	104 1	529 1	270 1	0 0	903 1	19 1	154 1	81 1	0 0	254 1	1157 1
Augusta	354 4	1845 3	867 3	0 0	3066 3	60 3	611 4	310 3	0 0	981 3	4047 3
Blue Ridge	159 2	932 2	477 2	0 0	1568 2	53 3	307 2	170 2	0 0	530 2	2098 2
Brunswick	209 2	1329 2	682 2	0 0	2220 2	47 2	362 2	189 2	0 0	598 2	2818 2
Chattahoochee	324 3	1523 3	890 3	0 0	2737 3	73 4	581 3	290 3	0 0	944 3	3681 3
Cherokee	141 2	1465 3	839 3	0 0	2445 2	44 2	480 3	268 3	0 0	792 3	3237 3
Clayton	292 3	868 1	409 1	0 0	1569 2	85 4	375 2	144 2	0 0	604 2	2173 2
Cobb	687 7	4626 8	2383 8	0 0	7696 8	118 6	1289 7	756 8	0 0	2163 8	9859 8
Conasauga	124 1	891 2	438 1	0 0	1453 1	35 2	332 2	156 2	0 0	523 2	1976 2
Cordele	106 1	652 1	338 1	0 0	1096 1	30 2	221 1	98 1	0 0	349 1	1445 1
Coweta	350 4	1647 3	848 3	0 0	2845 3	70 4	597 3	267 3	0 0	934 3	3779 3
Dougherty	253 3	1943 3	1118 4	0 0	3314 3	48 2	532 3	276 3	0 0	856 3	4170 3
Dublin	70 1	641 1	341 1	0 0	1052 1	10 1	155 1	78 1	0 0	243 1	1295 1
Eastern	323 3	1761 3	857 3	0 0	2941 3	83 4	598 3	309 3	0 0	990 4	3931 3
Flint	190 2	950 2	390 1	0 0	1530 2	33 2	282 2	136 2	0 0	451 2	1981 2
Griffin	175 2	1114 2	509 2	0 0	1798 2	49 3	429 2	211 2	0 0	689 2	2487 2
Gwinnett	566 6	3088 5	1450 5	0 0	5104 5	116 6	868 5	423 5	0 0	1407 5	6511 5
Houston	134 1	828 1	442 1	0 0	1404 1	27 1	295 2	100 1	0 0	422 2	1826 1
Lookout Mountain	183 2	1112 2	580 2	0 0	1875 2	44 2	391 2	193 2	0 0	628 2	2503 2
Macon	266 3	1832 3	979 3	0 0	3077 3	43 2	566 3	282 3	0 0	891 3	3968 3
Middle	105 1	609 1	295 1	0 0	1009 1	22 1	157 1	85 1	0 0	264 1	1273 1
Mountain	78 1	407 1	270 1	0 0	755 1	31 2	117 1	93 1	0 0	241 1	996 1
Northeastern	169 2	964 2	616 2	0 0	1749 2	39 2	363 2	192 2	0 0	594 2	2343 2
Northern	74 1	693 1	446 1	0 0	1213 1	8 0	157 1	107 1	0 0	272 1	1485 1
Ocmulgee	236 3	1557 3	867 3	0 0	2660 3	38 2	340 2	207 2	0 0	585 2	3245 3
Oconee	96 1	582 1	283 1	0 0	961 1	24 1	195 1	106 1	0 0	325 1	1286 1
Ogeechee	183 2	933 2	371 1	0 0	1487 2	47 2	306 2	123 1	0 0	476 2	1963 2
Pataula	97 1	744 1	346 1	0 0	1187 1	23 1	182 1	92 1	0 0	297 1	1484 1
Piedmont	119 1	746 1	495 2	0 0	1360 1	20 1	266 2	151 2	0 0	437 2	1797 1
Rome	113 1	970 2	605 2	0 0	1688 2	33 2	365 2	213 2	0 0	611 2	2299 2
South Georgia	116 1	980 2	506 2	0 0	1602 2	12 1	272 2	133 1	0 0	417 1	2019 2

(continued)

Probationer Statistical Profile

Sample: Active & admin probationers, not in facilities
Act probationers 10/21/2004

Requestor: Nancy Phillips, Statistician

Circuit of conviction by current age & sex (continued)

Circuit of conv	M e n					W o m e n					Grand Total %
	age 00-21	age % 22-39	age % 40-98	age % UNKWN	Men % Total	age 00-21	age % 22-39	age % 40-98	age % UNKWN	Women % Total	
Southern	408 4	2546 4	1168 4	0 0	4122 4	78 4	668 4	301 3	0 0	1047 4	5169 4
Southwestern	111 1	1050 2	761 2	0 0	1922 2	25 1	249 1	151 2	0 0	425 2	2347 2
Stone Mountain	460 5	2618 4	1310 4	0 0	4388 4	105 5	798 5	341 4	0 0	1244 4	5632 4
Tallapoosa	43 0	520 1	389 1	0 0	952 1	9 0	112 1	88 1	0 0	209 1	1161 1
Tifton	92 1	769 1	425 1	0 0	1286 1	9 0	152 1	92 1	0 0	253 1	1539 1
Toombs	59 1	397 1	212 1	0 0	668 1	10 1	69 0	50 1	0 0	129 0	797 1
Waycross	102 1	676 1	411 1	0 0	1189 1	20 1	184 1	114 1	0 0	318 1	1507 1
Western	138 1	704 1	324 1	0 0	1166 1	15 1	202 1	78 1	0 0	295 1	1461 1
Rockdale	67 1	370 1	179 1	0 0	616 1	18 1	147 1	56 1	0 0	221 1	837 1
Douglas	185 2	1399 2	839 3	0 0	2423 2	64 3	520 3	279 3	0 0	863 3	3286 3
Appalachian	59 1	505 1	383 1	0 0	947 1	11 1	184 1	112 1	0 0	307 1	1254 1
Enotah	43 0	428 1	266 1	0 0	737 1	12 1	128 1	69 1	0 0	209 1	946 1
Bell-Forsyth	76 1	418 1	237 1	0 0	731 1	8 0	121 1	64 1	0 0	193 1	924 1
Towaliga	69 1	565 1	306 1	0 0	940 1	22 1	155 1	64 1	0 0	241 1	1181 1
Paulding	84 1	435 1	242 1	0 0	761 1	12 1	90 1	59 1	0 0	161 1	922 1
OUT OF STATE	167 2	1361 2	654 2	0 0	2182 2	46 2	442 3	203 2	0 0	691 2	2873 2
Total reported	9507	60069	31962	0	101538	1986	17746	9168	0	28900	130438
Percent Reported	100.6	100.4	100.4		100.4	100.5	100.5	100.6		100.5	100.4
NOT REPORTED	95	652	391	0	1138	26	157	99	0	282	1420
Total	9452	59843	31832	0	101127	1976	17656	9113	0	28745	129872

Probationer Statistical Profile

Sample: Active & admin probationers, not in facilities
Act probationers 10/21/2004

Requestor: Nancy Phillips, Statistician

Circuit of supervision by current age & sex

Circuit of supv	M e n					W o m e n					Grand Total %
	age 00-21	age % 22-39	age % 40-98	age % UNKWN	Men % Total	age 00-21	age % 22-39	age % 40-98	age % UNKWN	Women % Total	
Alapaha	95 1	652 1	391 1	0 0	1138 1	26 1	157 1	99 1	0 0	282 1	1420 1
Alcovy	152 2	1413 2	917 3	0 0	2482 2	40 2	338 2	216 2	0 0	594 2	3076 2
Atlanta	763 8	5277 9	2622 8	0 0	8662 9	108 5	1136 6	593 7	0 0	1837 6	10499 8
Atlantic	111 1	529 1	279 1	0 0	919 1	27 1	188 1	78 1	0 0	293 1	1212 1
Augusta	361 4	1951 3	908 3	0 0	3220 3	62 3	613 3	311 3	0 0	986 3	4206 3
Blue Ridge	144 2	889 1	476 1	0 0	1509 1	48 2	290 2	164 2	0 0	502 2	2011 2
Brunswick	225 2	1351 2	693 2	0 0	2269 2	49 2	381 2	196 2	0 0	626 2	2895 2
Chattahoochee	320 3	1564 3	909 3	0 0	2793 3	67 3	591 3	299 3	0 0	957 3	3750 3
Cherokee	138 1	1478 2	855 3	0 0	2471 2	40 2	480 3	278 3	0 0	798 3	3269 3
Clayton	278 3	960 2	450 1	0 0	1688 2	72 4	406 2	157 2	0 0	635 2	2323 2
Cobb	666 7	4247 7	2133 7	0 0	7046 7	95 5	1181 7	690 8	0 0	1966 7	9012 7
Conasauga	135 1	954 2	473 1	0 0	1562 2	36 2	360 2	161 2	0 0	557 2	2119 2
Cordele	100 1	600 1	333 1	0 0	1033 1	28 1	207 1	82 1	0 0	317 1	1350 1
Coweta	353 4	1675 3	889 3	0 0	2917 3	74 4	614 3	272 3	0 0	960 3	3877 3
Dougherty	256 3	1996 3	1126 4	0 0	3378 3	54 3	536 3	281 3	0 0	871 3	4249 3
Dublin	77 1	617 1	334 1	0 0	1028 1	12 1	166 1	82 1	0 0	260 1	1288 1
Eastern	327 3	1803 3	899 3	0 0	3029 3	82 4	596 3	313 3	0 0	991 3	4020 3
Flint	169 2	872 1	397 1	0 0	1438 1	31 2	257 1	137 2	0 0	425 1	1863 1
Griffin	179 2	1078 2	522 2	0 0	1779 2	50 3	384 2	199 2	0 0	633 2	2412 2
Gwinnett	594 6	3094 5	1395 4	0 0	5083 5	119 6	862 5	404 4	0 0	1385 5	6468 5
Houston	128 1	744 1	401 1	0 0	1273 1	25 1	258 1	103 1	0 0	386 1	1659 1
Lookout Mountain	182 2	1137 2	614 2	0 0	1933 2	41 2	394 2	197 2	0 0	632 2	2565 2
Macon	284 3	2025 3	1076 3	0 0	3385 3	41 2	610 3	310 3	0 0	961 3	4346 3
Middle	108 1	645 1	313 1	0 0	1066 1	21 1	177 1	91 1	0 0	289 1	1355 1
Mountain	91 1	434 1	286 1	0 0	811 1	34 2	127 1	100 1	0 0	261 1	1072 1
Northeastern	172 2	1026 2	629 2	0 0	1827 2	43 2	368 2	197 2	0 0	608 2	2435 2
Northern	69 1	716 1	462 1	0 0	1247 1	9 0	187 1	118 1	0 0	314 1	1561 1
Ocmulgee	210 2	1428 2	836 3	0 0	2474 2	38 2	334 2	201 2	0 0	573 2	3047 2
Oconee	90 1	569 1	286 1	0 0	945 1	22 1	192 1	98 1	0 0	312 1	1257 1
Ogeechee	165 2	848 1	362 1	0 0	1375 1	43 2	292 2	123 1	0 0	458 2	1833 1
Pataula	95 1	717 1	344 1	0 0	1156 1	21 1	181 1	99 1	0 0	301 1	1457 1
Piedmont	105 1	740 1	476 1	0 0	1321 1	18 1	256 1	146 2	0 0	420 1	1741 1
Rome	110 1	955 2	593 2	0 0	1658 2	38 2	353 2	200 2	0 0	591 2	2249 2
South Georgia	108 1	999 2	529 2	0 0	1636 2	12 1	281 2	131 1	0 0	424 1	2060 2

(continued)

Probationer Statistical Profile

Sample: Active & admin probationers, not in facilities
Act probationers 10/21/2004

Requestor: Nancy Phillips, Statistician

Circuit of supervision by current age & sex (continued)

Circuit of supv	M e n					W o m e n					Grand Total %
	age 00-21	age % 22-39	age % 40-98	age % UNKWN	Men % Total	age 00-21	age % 22-39	age % 40-98	age % UNKWN	Women % Total	
Southern	409 4	2557 4	1177 4	0 0	4143 4	78 4	652 4	297 3	0 0	1027 4	5170 4
Southwestern	112 1	996 2	729 2	0 0	1837 2	20 1	252 1	149 2	0 0	421 1	2258 2
Stone Mountain	510 5	3011 5	1438 5	0 0	4959 5	125 6	906 5	386 4	0 0	1417 5	6376 5
Tallapoosa	52 1	574 1	396 1	0 0	1022 1	15 1	146 1	103 1	0 0	264 1	1286 1
Tifton	93 1	805 1	425 1	0 0	1323 1	12 1	159 1	104 1	0 0	275 1	1598 1
Toombs	55 1	374 1	211 1	0 0	640 1	9 0	69 0	46 1	0 0	124 0	764 1
Waycross	108 1	712 1	432 1	0 0	1252 1	22 1	188 1	123 1	0 0	333 1	1585 1
Western	141 1	739 1	345 1	0 0	1225 1	21 1	193 1	85 1	0 0	299 1	1524 1
Rockdale	77 1	386 1	194 1	0 0	657 1	17 1	148 1	58 1	0 0	223 1	880 1
Douglas	157 2	1234 2	716 2	0 0	2107 2	54 3	429 2	228 3	0 0	711 2	2818 2
Appalachian	61 1	520 1	408 1	0 0	989 1	15 1	193 1	114 1	0 0	322 1	1311 1
Enotah	50 1	419 1	269 1	0 0	738 1	9 0	143 1	74 1	0 0	226 1	964 1
Bell-Forsyth	68 1	369 1	221 1	0 0	658 1	12 1	118 1	59 1	0 0	189 1	847 1
Towaliga	67 1	514 1	305 1	0 0	886 1	17 1	160 1	63 1	0 0	240 1	1126 1
Paulding	96 1	539 1	290 1	0 0	925 1	20 1	132 1	82 1	0 0	234 1	1159 1
Total reported	9416	59732	31764	0	100912	1972	17641	9097	0	28710	129622

Probationer Statistical Profile

Sample: Active & admin probationers, not in facilities
Act probationers 10/21/2004

Requestor: Nancy Phillips, Statistician

Sentence length in years by current age & sex

Sentence (in years)	M e n					W o m e n					Grand Total %
	age 00-21	age % 22-39	age % 40-98	age % UNKWN	Men % Total	age 00-21	age % 22-39	age % 40-98	age % UNKWN	Women % Total	
0-1	36 0	170 0	76 0	0 0	282 0	12 1	42 0	23 0	0 0	77 0	359 0
1.1-2	250 3	1026 2	490 2	0 0	1766 2	69 3	307 2	136 1	0 0	512 2	2278 2
2.1-3	911 10	3082 5	1432 5	0 0	5425 5	297 15	1112 6	471 5	0 0	1880 7	7305 6
3.1-4	1109 12	4569 8	2199 7	0 0	7877 8	351 18	1882 11	733 8	0 0	2966 10	10843 8
4.1-5	1135 12	5834 10	2660 8	0 0	9629 10	171 9	1684 10	794 9	0 0	2649 9	12278 9
5.1-6	3477 37	17527 29	8308 26	0 0	29312 29	681 34	5856 33	2618 29	0 0	9155 32	38467 30
6.1-7	360 4	2868 5	1464 5	0 0	4692 5	66 3	793 4	427 5	0 0	1286 4	5978 5
7.1-8	413 4	3907 7	1903 6	0 0	6223 6	68 3	941 5	482 5	0 0	1491 5	7714 6
8.1-9	330 3	3059 5	1662 5	0 0	5051 5	45 2	794 4	484 5	0 0	1323 5	6374 5
9.1-10	136 1	1838 3	1072 3	0 0	3046 3	21 1	417 2	250 3	0 0	688 2	3734 3
10.1-12	1048 11	10171 17	5721 18	0 0	16940 17	162 8	2823 16	1763 19	0 0	4748 17	21688 17
12.1-15	62 1	1771 3	1266 4	0 0	3099 3	7 0	326 2	259 3	0 0	592 2	3691 3
15.1-20	127 1	2408 4	1819 6	0 0	4354 4	23 1	431 2	386 4	0 0	840 3	5194 4
20.1-OVER	58 1	1604 3	1676 5	0 0	3338 3	3 0	248 1	285 3	0 0	536 2	3874 3
INDEFINITE	0 0	0 0	0 0	0 0	0 0	0 0	0 0	0 0	0 0	0 0	0 0
Total reported	9452	59834	31748	0	101034	1976	17656	9111	0	28743	129777
Percent Reported	100.0	100.0	99.7		99.9	100.0	100.0	100.0		100.0	99.9
NOT REPORTED	0	9	84	0	93	0	0	2	0	2	95
Total	9452	59843	31832	0	101127	1976	17656	9113	0	28745	129872
AVERAGE EXCLUDING INDEFINITE	5.49	7.12	8.00	.00	7.24	4.86	6.38	7.32	.00	6.57	7.09

Probationer Statistical Profile

Sample: Active & admin probationers, not in facilities
Act probationers 10/21/2004

Requestor: Nancy Phillips, Statistician

Time served in years by current age & sex

Time served (in yrs)	M e n					W o m e n					Grand Total %
	age 00-21 %	age 22-39 %	age 40-98 %	age UNKWN %	Men Total %	age 00-21 %	age 22-39 %	age 40-98 %	age UNKWN %	Women Total %	
0-1	4842 51	16901 28	7733 24	0 0	29476 29	1023 52	5176 29	2250 25	0 0	8449 29	37925 29
1.1-2	2814 30	13387 22	6392 20	0 0	22593 22	629 32	4311 24	1861 20	0 0	6801 24	29394 23
2.1-3	1336 14	9920 17	4865 15	0 0	16121 16	252 13	3125 18	1521 17	0 0	4898 17	21019 16
3.1-4	387 4	6981 12	3731 12	0 0	11099 11	64 3	2025 11	1124 12	0 0	3213 11	14312 11
4.1-5	63 1	5241 9	2987 9	0 0	8291 8	8 0	1413 8	882 10	0 0	2303 8	10594 8
5.1-6	7 0	2618 4	1693 5	0 0	4318 4	0 0	589 3	424 5	0 0	1013 4	5331 4
6.1-7	1 0	1616 3	1006 3	0 0	2623 3	0 0	393 2	292 3	0 0	685 2	3308 3
7.1-8	0 0	1060 2	727 2	0 0	1787 2	0 0	247 1	199 2	0 0	446 2	2233 2
8.1-9	2 0	699 1	578 2	0 0	1279 1	0 0	144 1	141 2	0 0	285 1	1564 1
9.1-10	0 0	556 1	429 1	0 0	985 1	0 0	106 1	128 1	0 0	234 1	1219 1
10.1-12	0 0	394 1	511 2	0 0	905 1	0 0	74 0	97 1	0 0	171 1	1076 1
12.1-15	0 0	322 1	597 2	0 0	919 1	0 0	35 0	105 1	0 0	140 0	1059 1
15.1-20	0 0	107 0	394 1	0 0	501 0	0 0	12 0	59 1	0 0	71 0	572 0
20.1-OVER	0 0	39 0	187 1	0 0	226 0	0 0	6 0	29 0	0 0	35 0	261 0
Total reported	9452	59841	31830	0	101123	1976	17656	9112	0	28744	129867
Percent Reported	100.0	100.0	100.0		100.0	100.0	100.0	100.0		100.0	100.0
NOT REPORTED	0	2	2	0	4	0	0	1	0	1	5
Total	9452	59843	31832	0	101127	1976	17656	9113	0	28745	129872
AVERAGE TIME SERVED	1.19	2.64	3.49	.00	2.77	1.13	2.38	3.21	.00	2.55	2.72

Probationer Statistical Profile

Sample: Active & admin probationers, not in facilities
Act probationers 10/21/2004

Requestor: Nancy Phillips, Statistician

Time left to serve by current age & sex

Time left (in years)	M e n					W o m e n					Grand Total %
	age 00-21 %	age 22-39 %	age 40-98 %	age UNKWN %	Men Total %	age 00-21 %	age 22-39 %	age 40-98 %	age UNKWN %	Women Total %	
0-1	752 8	9203 15	5216 16	0 0	15171 15	239 12	2900 16	1597 18	0 0	4736 16	19907 15
1.1-2	1285 14	9572 16	5113 16	0 0	15970 16	377 19	3125 18	1532 17	0 0	5034 18	21004 16
2.1-3	1647 17	9391 16	4745 15	0 0	15783 16	347 18	2953 17	1429 16	0 0	4729 16	20512 16
3.1-4	1719 18	8249 14	4145 13	0 0	14113 14	308 16	2475 14	1182 13	0 0	3965 14	18078 14
4.1-5	1846 20	7425 12	3551 11	0 0	12822 13	352 18	2245 13	1065 12	0 0	3662 13	16484 13
5.1-6	371 4	3313 6	1827 6	0 0	5511 5	64 3	831 5	502 6	0 0	1397 5	6908 5
6.1-7	378 4	3120 5	1737 5	0 0	5235 5	64 3	817 5	477 5	0 0	1358 5	6593 5
7.1-8	362 4	2516 4	1299 4	0 0	4177 4	54 3	680 4	391 4	0 0	1125 4	5302 4
8.1-9	393 4	2159 4	1128 4	0 0	3680 4	58 3	545 3	288 3	0 0	891 3	4571 4
9.1-10	450 5	1917 3	978 3	0 0	3345 3	81 4	552 3	254 3	0 0	887 3	4232 3
10.1-12	77 1	892 1	593 2	0 0	1562 2	1 0	147 1	111 1	0 0	259 1	1821 1
12.1-15	100 1	1162 2	680 2	0 0	1942 2	27 1	204 1	128 1	0 0	359 1	2301 2
15.1-20	62 1	607 1	450 1	0 0	1119 1	4 0	134 1	92 1	0 0	230 1	1349 1
20.1-OVER	9 0	285 0	272 1	0 0	566 1	0 0	42 0	58 1	0 0	100 0	666 1
INDEFINITE	0 0	0 0	0 0	0 0	0 0	0 0	0 0	0 0	0 0	0 0	0 0
NONE	1 0	22 0	13 0	0 0	36 0	0 0	6 0	6 0	0 0	12 0	48 0
Total reported	9452	59833	31747	0	101032	1976	17656	9112	0	28744	129776
Percent Reported	100.0	100.0	99.7		99.9	100.0	100.0	100.0		100.0	99.9
NOT REPORTED	0	10	85	0	95	0	0	1	0	1	96
Total	9452	59843	31832	0	101127	1976	17656	9113	0	28745	129872
AVERAGE EXCLUDING INDEFINITE, NONE	4.19	4.06	4.22	.00	4.13	3.65	3.70	3.92	.00	3.77	4.05

Probationer Statistical Profile

Sample: Active & admin probationers, not in facilities
Act probationers 10/21/2004

Requestor: Nancy Phillips, Statistician

Case type by current age & sex

Case type	M e n					W o m e n					Grand Total %	
	age 00-21 %	age 22-39 %	age 40-98 %	age UNKWN %	Men Total %	age 00-21 %	age 22-39 %	age 40-98 %	age UNKWN %	Women Total %		
PRESENTENCE	0 0	0 0	0 0	0 0	0 0	0 0	0 0	0 0	0 0	0 0	0 0	0 0
SPLIT SENTENCE	169 2	5823 10	4645 15	0 0	10637 11	14 1	705 4	607 7	0 0	1326 5	11963 9	
STRAIGHT SENTENCE	9115 96	52628 88	26467 83	0 0	88210 87	1913 97	16497 93	8288 91	0 0	26698 93	114908 88	
ABANDONMENT&BASTARDY	0 0	5 0	52 0	0 0	57 0	0 0	0 0	0 0	0 0	0 0	57 0	
OUT OF STATE PROB	168 2	1378 2	664 2	0 0	2210 2	46 2	446 3	207 2	0 0	699 2	2909 2	
OUT OF STATE A&B	0 0	0 0	1 0	0 0	1 0	0 0	1 0	0 0	0 0	1 0	2 0	
SUSPENDED SENTENCE	0 0	9 0	3 0	0 0	12 0	3 0	7 0	11 0	0 0	21 0	33 0	
Total reported	9452	59843	31832	0	101127	1976	17656	9113	0	28745	129872	
Percent Reported	100.0	100.0	100.0		100.0	100.0	100.0	100.0		100.0	100.0	
NOT REPORTED	0	0	0	0	0	0	0	0	0	0	0	
Total	9452	59843	31832	0	101127	1976	17656	9113	0	28745	129872	

Probationer Statistical Profile

Sample: Active & admin probationers, not in facilities
Act probationers 10/21/2004

Requestor: Nancy Phillips, Statistician

Release type by current age & sex

Release type	M e n					W o m e n					Grand Total %	
	age 00-21 %	age 22-39 %	age 40-98 %	age UNKWN %	Men Total %	age 00-21 %	age 22-39 %	age 40-98 %	age UNKWN %	Women Total %		
TRANSF OUT OF STATE	0 0	0 0	0 0	0 0	0 0	0 0	0 0	0 0	0 0	0 0	0 0	0 0
REVOKED (TECHNICAL)	0 0	0 0	0 0	0 0	0 0	0 0	0 0	0 0	0 0	0 0	0 0	0 0
REVOKED (NEW SENT)	0 0	0 0	0 0	0 0	0 0	0 0	0 0	0 0	0 0	0 0	0 0	0 0
REVOKED (NEW CRIME)	0 0	0 0	0 0	0 0	0 0	0 0	0 0	0 0	0 0	0 0	0 0	0 0
ABSCONDED (TOLLED)	0 0	0 0	0 0	0 0	0 0	0 0	0 0	0 0	0 0	0 0	0 0	0 0
ABSCONDED (NON-TOLL)	0 0	0 0	0 0	0 0	0 0	0 0	0 0	0 0	0 0	0 0	0 0	0 0
TERMINATED BY COURT	0 0	0 0	0 0	0 0	0 0	0 0	0 0	0 0	0 0	0 0	0 0	0 0
OUT OF STATE TERM	0 0	0 0	0 0	0 0	0 0	0 0	0 0	0 0	0 0	0 0	0 0	0 0
DEATH	0 0	0 0	0 0	0 0	0 0	0 0	0 0	0 0	0 0	0 0	0 0	0 0
FINAN OBLIG COMPLETE	0 0	0 0	0 0	0 0	0 0	0 0	0 0	0 0	0 0	0 0	0 0	0 0
OTHER	0 0	0 0	0 0	0 0	0 0	0 0	0 0	0 0	0 0	0 0	0 0	0 0
NORMAL RELEASE	0 0	0 0	0 0	0 0	0 0	0 0	0 0	0 0	0 0	0 0	0 0	0 0
A & B SPECIAL TERM	0 0	0 0	0 0	0 0	0 0	0 0	0 0	0 0	0 0	0 0	0 0	0 0
INDEP JURISDICTION	0 0	0 0	0 0	0 0	0 0	0 0	0 0	0 0	0 0	0 0	0 0	0 0
ACTIVE	9452100	59843100	31832100	0 0	101127100	1976100	17656100	9113100	0 0	28745100	129872100	
Total reported	9452	59843	31832	0	101127	1976	17656	9113	0	28745	129872	
Percent Reported	100.0	100.0	100.0		100.0	100.0	100.0	100.0		100.0	100.0	
NOT REPORTED	0	0	0	0	0	0	0	0	0	0	0	0
Total	9452	59843	31832	0	101127	1976	17656	9113	0	28745	129872	

Probationer Statistical Profile

Sample: Active & admin probationers, not in facilities
Act probationers 10/21/2004

Requestor: Nancy Phillips, Statistician

First offender status by current age & sex

1stOffndr	M e n					W o m e n					Grand
	age 00-21	age % 22-39	age % 40-98	age % UNKWN	Men % Total	age % 00-21	age % 22-39	age % 40-98	age % UNKWN	Women % Total	
FIRST OFFNDR STATUS	5312 56	17273 29	5377 17	0 0	27962 28	1402 71	8009 45	2827 31	0 0	12238 43	40200 31
NO FIRST OFFNDR STAT	4140 44	42570 71	26455 83	0 0	73165 72	574 29	9647 55	6286 69	0 0	16507 57	89672 69
Total reported	9452	59843	31832	0	101127	1976	17656	9113	0	28745	129872
Percent Reported	100.0	100.0	100.0		100.0	100.0	100.0	100.0		100.0	100.0
NOT REPORTED	0	0	0	0	0	0	0	0	0	0	0
Total	9452	59843	31832	0	101127	1976	17656	9113	0	28745	129872

Probationer Statistical Profile

Sample: Active & admin probationers, not in facilities
Act probationers 10/21/2004

Requestor: Nancy Phillips, Statistician

Type probationer by current age & sex

Type probationer	M e n					W o m e n					Grand Total %
	age 00-21	age % 22-39	age % 40-98	age % UNKWN	Men % Total	age 00-21	age % 22-39	age % 40-98	age % UNKWN	Women % Total	
MISDEMEANANT	61 1	397 1	270 1	0 0	728 1	7 0	105 1	72 1	0 0	184 1	912 1
FELON	9391 99	59432 99	31506 99	0 0	100329 99	1966 99	17543 99	9030 99	0 0	28539 99	128868 99
ABANDONMENT&BASTARDY	0 0	5 0	53 0	0 0	58 0	0 0	1 0	0 0	0 0	1 0	59 0
SUSPENDED SENTENCE	0 0	9 0	3 0	0 0	12 0	3 0	7 0	11 0	0 0	21 0	33 0
Total reported	9452	59843	31832	0	101127	1976	17656	9113	0	28745	129872
Percent Reported	100.0	100.0	100.0		100.0	100.0	100.0	100.0		100.0	100.0
NOT REPORTED	0	0	0	0	0	0	0	0	0	0	0
Total	9452	59843	31832	0	101127	1976	17656	9113	0	28745	129872

Probationer Statistical Profile

Sample: Active & admin probationers, not in facilities
Act probationers 10/21/2004

Requestor: Nancy Phillips, Statistician

Most serious crime by group by current age & sex

Crime group	Men				Women				Grand Total %		
	age 00-21 %	age 22-39 %	age 40-98 %	age UNKWN %	Men Total %	age 00-21 %	age 22-39 %	age 40-98 %		Women Total %	
HOMICIDE	16 0	362 1	273 1	0 0	651 1	6 0	86 0	95 1	0 0	187 1	838 1
ABORTION	0 0	1 0	0 0	0 0	1 0	0 0	2 0	0 0	0 0	2 0	3 0
BODILY INJURY&REL OFF	689 7	6885 12	4729 15	0 0	12303 12	157 8	1313 7	681 7	0 0	2151 7	14454 11
ARSON & REL OFF	31 0	264 0	179 1	0 0	474 0	10 1	84 0	77 1	0 0	171 1	645 0
DAMAGE OF PROPERTY	230 2	691 1	235 1	0 0	1156 1	43 2	181 1	50 1	0 0	274 1	1430 1
BURGLARY & REL OFF	1627 17	6068 10	2108 7	0 0	9803 10	118 6	643 4	225 2	0 0	986 3	10789 8
FORGERY & REL OFF	480 5	4644 8	2311 7	0 0	7435 7	402 20	4434 25	1762 19	0 0	6598 23	14033 11
THEFT	2013 21	7556 13	3705 12	0 0	13274 13	524 27	3766 21	1761 19	0 0	6051 21	19325 15
ROBBERY	310 3	1795 3	620 2	0 0	2725 3	34 2	192 1	64 1	0 0	290 1	3015 2
SEXUAL OFFENSES	467 5	2794 5	2509 8	0 0	5770 6	13 1	131 1	61 1	0 0	205 1	5975 5
OBSCENITY CRIMES	0 0	5 0	10 0	0 0	15 0	0 0	1 0	1 0	0 0	2 0	17 0
TREASON & REL OFF	4 0	41 0	20 0	0 0	65 0	2 0	22 0	13 0	0 0	37 0	102 0
CRIMES INVOLVNG GOVT	191 2	1364 2	548 2	0 0	2103 2	35 2	406 2	215 2	0 0	656 2	2759 2
FALSIFICATIONS	32 0	184 0	92 0	0 0	308 0	18 1	155 1	53 1	0 0	226 1	534 0
OBSTRUCT LAW ENFORCE	15 0	156 0	73 0	0 0	244 0	9 0	70 0	27 0	0 0	106 0	350 0
DISORDERLY CONDUCT	66 1	217 0	94 0	0 0	377 0	5 0	20 0	21 0	0 0	46 0	423 0
GAMBLING & REL OFF	5 0	32 0	28 0	0 0	65 0	1 0	13 0	11 0	0 0	25 0	90 0
CRUELTY TO CHILDREN	26 0	625 1	435 1	0 0	1086 1	14 1	457 3	161 2	0 0	632 2	1718 1
CRIMES WITH GUNS	202 2	2018 3	1358 4	0 0	3578 4	31 2	137 1	104 1	0 0	272 1	3850 3
INVASION PRIVACY	12 0	81 0	61 0	0 0	154 0	0 0	0 0	1 0	0 0	1 0	155 0
RACKETEERING	2 0	17 0	28 0	0 0	47 0	0 0	13 0	11 0	0 0	24 0	71 0
DRUG ABUSE OFFENSES	2864 30	22023 37	10354 33	0 0	35241 35	519 26	5071 29	3353 37	0 0	8943 31	44184 34
DRUG TRAFFICKING	12 0	278 0	232 1	0 0	522 1	10 1	76 0	63 1	0 0	149 1	671 1
AUTO CRIMES	10 0	893 1	1252 4	0 0	2155 2	3 0	81 0	129 1	0 0	213 1	2368 2
REVENUE & CONTRABAND	2 0	6 0	5 0	0 0	13 0	1 0	8 0	6 0	0 0	15 0	28 0
CRIMES OF OTH STATES	25 0	193 0	113 0	0 0	331 0	4 0	83 0	32 0	0 0	119 0	450 0
MISC. FELONIES	55 1	238 0	133 0	0 0	426 0	10 1	96 1	58 1	0 0	164 1	590 0
MISDEMEANORS	61 1	399 1	314 1	0 0	774 1	7 0	108 1	75 1	0 0	190 1	964 1
Total reported	9447	59830	31819	0	101096	1976	17649	9110	0	28735	129831
Percent Reported	99.9	100.0	100.0		100.0	100.0	100.0	100.0		100.0	100.0
NOT REPORTED	5	13	13	0	31	0	7	3	0	10	41
Total	9452	59843	31832	0	101127	1976	17656	9113	0	28745	129872

Probationer Statistical Profile

Sample: Active & admin probationers, not in facilities
Act probationers 10/21/2004

Requestor: Nancy Phillips, Statistician

Most serious offense by current age & sex

Most serious offense	Men					Women					Grand Total %
	age 00-21 %	age 22-39 %	age 40-98 %	age UNKWN %	Men Total %	age 00-21 %	age 22-39 %	age 40-98 %	age UNKWN %	Women Total %	
Misdemeanors											
abandonment	0 0	2 0	42 0	0 0	44 0	0 0	0 0	0 0	0 0	0 0	44 0
non-support	0 0	0 0	1 0	0 0	1 0	0 0	1 0	0 0	0 0	1 0	2 0
stalking	0 0	1 0	2 0	0 0	3 0	0 0	0 0	0 0	0 0	0 0	3 0
assault & battery	1 0	10 0	1 0	0 0	12 0	0 0	0 0	0 0	0 0	0 0	12 0
atmpt murder	0 0	0 0	1 0	0 0	1 0	0 0	0 0	0 0	0 0	0 0	1 0
aggravated assault	0 0	10 0	10 0	0 0	20 0	0 0	3 0	0 0	0 0	3 0	23 0
simple assault	1 0	8 0	4 0	0 0	13 0	0 0	1 0	0 0	0 0	1 0	14 0
simple battery	2 0	18 0	22 0	0 0	42 0	0 0	4 0	1 0	0 0	5 0	47 0
shooting at another	0 0	0 0	1 0	0 0	1 0	0 0	0 0	0 0	0 0	0 0	1 0
concealing a death	0 0	0 0	0 0	0 0	0 0	0 0	1 0	0 0	0 0	1 0	1 0
leave scene had inju	0 0	0 0	1 0	0 0	1 0	0 0	0 0	0 0	0 0	0 0	1 0
criml intfer govt pr	2 0	1 0	0 0	0 0	3 0	0 0	0 0	0 0	0 0	0 0	3 0
reckless conduct	2 0	5 0	0 0	0 0	7 0	0 0	0 0	1 0	0 0	1 0	8 0
disorderly conduct	1 0	0 0	1 0	0 0	2 0	0 0	0 0	0 0	0 0	0 0	2 0
cruelty to children	0 0	3 0	0 0	0 0	3 0	1 0	0 0	0 0	0 0	1 0	4 0
larceny	1 0	0 0	1 0	0 0	2 0	1 0	2 0	0 0	0 0	3 0	5 0
receiving stolen goo	2 0	6 0	2 0	0 0	10 0	0 0	1 0	0 0	0 0	1 0	11 0
theft by taking	3 0	24 0	9 0	0 0	36 0	0 0	17 0	9 0	0 0	26 0	62 0
robbery	1 0	2 0	1 0	0 0	4 0	0 0	3 0	0 0	0 0	3 0	7 0
burglary	0 0	11 0	3 0	0 0	14 0	0 0	0 0	1 0	0 0	1 0	15 0
bad checks	0 0	6 0	13 0	0 0	19 0	0 0	9 0	14 0	0 0	23 0	42 0
fraudulent checks	0 0	2 0	3 0	0 0	5 0	0 0	1 0	1 0	0 0	2 0	7 0
forgery	0 0	7 0	2 0	0 0	9 0	0 0	4 0	2 0	0 0	6 0	15 0
worthless checks	0 0	0 0	0 0	0 0	0 0	0 0	2 0	2 0	0 0	4 0	4 0
s/d of narcotics	1 0	8 0	0 0	0 0	9 0	0 0	0 0	0 0	0 0	0 0	9 0
public drunkenness	0 0	1 0	0 0	0 0	1 0	0 0	0 0	0 0	0 0	0 0	1 0
s/d dep,stim,cntrf d	0 0	2 0	0 0	0 0	2 0	0 0	0 0	0 0	0 0	0 0	2 0
s/d of marijuana	0 0	4 0	1 0	0 0	5 0	0 0	0 0	0 0	0 0	0 0	5 0
poss of narcotics	0 0	3 0	0 0	0 0	3 0	0 0	0 0	0 0	0 0	0 0	3 0
poss dep,stim,cntrf	0 0	1 0	0 0	0 0	1 0	1 0	0 0	0 0	0 0	1 0	2 0
poss of lsd	0 0	1 0	0 0	0 0	1 0	0 0	0 0	0 0	0 0	0 0	1 0
poss of marijuana	2 0	15 0	10 0	0 0	27 0	0 0	3 0	0 0	0 0	3 0	30 0
viol motor veh law	3 0	31 0	18 0	0 0	52 0	0 0	4 0	2 0	0 0	6 0	58 0

(continued)

Probationer Statistical Profile

Sample: Active & admin probationers, not in facilities
Act probationers 10/21/2004

Requestor: Nancy Phillips, Statistician

Most serious offense by current age & sex (continued)

Most serious offense	M e n					W o m e n					Grand
	age 00-21	age % 22-39	age % 40-98	age % UNKWN	Men % Total	age % 00-21	age % 22-39	age % 40-98	age % UNKWN	Women % Total	
dui	7 0	58 0	61 0	0 0	126 0	0 0	8 0	14 0	0 0	22 0	148 0
obstr of law enf off	4 0	27 0	10 0	0 0	41 0	2 0	1 0	2 0	0 0	5 0	46 0
impersonating anothe	0 0	3 0	2 0	0 0	5 0	0 0	1 0	1 0	0 0	2 0	7 0
crmn1 trespassing	3 0	7 0	5 0	0 0	15 0	1 0	1 0	0 0	0 0	2 0	17 0
illegal attm to obt	0 0	1 0	0 0	0 0	1 0	0 0	2 0	0 0	0 0	2 0	3 0
crmn1 damage	3 0	2 0	2 0	0 0	7 0	1 0	2 0	0 0	0 0	3 0	10 0
terroristic threats	1 0	0 0	3 0	0 0	4 0	0 0	0 0	1 0	0 0	1 0	5 0
viol ga cntrl subst	3 0	29 0	12 0	0 0	44 0	0 0	4 0	4 0	0 0	8 0	52 0
prostitution	1 0	0 0	0 0	0 0	1 0	0 0	0 0	0 0	0 0	0 0	1 0
public indecency	0 0	3 0	2 0	0 0	5 0	0 0	0 0	0 0	0 0	0 0	5 0
peeping tom	0 0	1 0	0 0	0 0	1 0	0 0	0 0	0 0	0 0	0 0	1 0
molesting a minor	0 0	0 0	3 0	0 0	3 0	0 0	0 0	0 0	0 0	0 0	3 0
sexual battery	2 0	4 0	4 0	0 0	10 0	0 0	0 0	0 0	0 0	0 0	10 0
escape	0 0	0 0	1 0	0 0	1 0	0 0	0 0	0 0	0 0	0 0	1 0
cpwl & concealed wea	1 0	4 0	1 0	0 0	6 0	0 0	0 0	0 0	0 0	0 0	6 0
shoplifting	0 0	4 0	8 0	0 0	12 0	0 0	5 0	1 0	0 0	6 0	18 0
pointing gun at anot	1 0	0 0	3 0	0 0	4 0	0 0	1 0	0 0	0 0	1 0	5 0
deadly weapons in pu	0 0	2 0	0 0	0 0	2 0	0 0	0 0	0 0	0 0	0 0	2 0
crmn1 attempt	1 0	0 0	0 0	0 0	1 0	0 0	0 0	0 0	0 0	0 0	1 0
other misdemeanor	6 0	16 0	17 0	0 0	39 0	0 0	4 0	8 0	0 0	12 0	51 0
riot	0 0	0 0	1 0	0 0	1 0	0 0	0 0	0 0	0 0	0 0	1 0
fighting in public p	0 0	1 0	0 0	0 0	1 0	0 0	1 0	0 0	0 0	1 0	2 0
family violence batt	0 0	3 0	0 0	0 0	3 0	0 0	1 0	0 0	0 0	1 0	4 0
misc public order of	0 0	1 0	0 0	0 0	1 0	0 0	0 0	0 0	0 0	0 0	1 0
misuse firearm hunti	0 0	1 0	0 0	0 0	1 0	0 0	0 0	0 0	0 0	0 0	1 0
cruelty to animals	0 0	0 0	0 0	0 0	0 0	0 0	0 0	1 0	0 0	1 0	1 0
lottery violation	0 0	0 0	0 0	0 0	0 0	0 0	1 0	0 0	0 0	1 0	1 0
off agnst pub hlth/m	0 0	6 0	4 0	0 0	10 0	0 0	1 0	0 0	0 0	1 0	11 0
fairl fil/mntn abort	0 0	0 0	1 0	0 0	1 0	0 0	0 0	0 0	0 0	0 0	1 0
involuntary manslaug	0 0	0 0	2 0	0 0	2 0	0 0	0 0	0 0	0 0	0 0	2 0
theft by deception <	0 0	2 0	0 0	0 0	2 0	0 0	1 0	0 0	0 0	1 0	3 0
theft/lost/property<	0 0	1 0	0 0	0 0	1 0	0 0	0 0	0 0	0 0	0 0	1 0
theft of services <	0 0	1 0	0 0	0 0	1 0	0 0	0 0	0 0	0 0	0 0	1 0
theft by conversion	0 0	2 0	1 0	0 0	3 0	0 0	3 0	2 0	0 0	5 0	8 0
theft motor vehicle,	0 0	2 0	2 0	0 0	4 0	0 0	0 0	0 0	0 0	0 0	4 0

(continued)

Probationer Statistical Profile

Sample: Active & admin probationers, not in facilities
Act probationers 10/21/2004

Requestor: Nancy Phillips, Statistician

Most serious offense by current age & sex (continued)

Most serious offense	Men					Women					Grand Total %
	age 00-21 %	age 22-39 %	age 40-98 %	age UNKWN %	Men Total %	age 00-21 %	age 22-39 %	age 40-98 %	age UNKWN %	Women Total %	
conversn paymnt real	0 0	1 0	0 0	0 0	1 0	0 0	0 0	0 0	0 0	0 0	1 0
entrng mot veh crim	0 0	4 0	0 0	0 0	4 0	0 0	0 0	0 0	0 0	0 0	4 0
viol forgery&fraud p	0 0	1 0	1 0	0 0	2 0	0 0	0 0	1 0	0 0	1 0	3 0
obtn/attmpt drugs il	0 0	1 0	2 0	0 0	3 0	0 0	1 0	2 0	0 0	3 0	6 0
mfg/dist imitate con	0 0	1 0	1 0	0 0	2 0	0 0	0 0	0 0	0 0	0 0	2 0
misc sexual offenses	1 0	2 0	3 0	0 0	6 0	0 0	0 0	0 0	0 0	0 0	6 0
providing sex mat mi	0 0	0 0	1 0	0 0	1 0	0 0	0 0	0 0	0 0	0 0	1 0
dng instrmtalties &	0 0	1 0	0 0	0 0	1 0	0 0	0 0	0 0	0 0	0 0	1 0
furnish liquor to mi	1 0	1 0	0 0	0 0	2 0	0 0	0 0	0 0	0 0	0 0	2 0
poss alc bev by juve	2 0	0 0	1 0	0 0	3 0	0 0	1 0	0 0	0 0	1 0	4 0
viol motor veh licen	0 0	2 0	0 0	0 0	2 0	0 0	0 0	0 0	0 0	0 0	2 0
conspircy commit mis	1 0	1 0	0 0	0 0	2 0	0 0	0 0	0 0	0 0	0 0	2 0
misc misdemeanor	1 0	19 0	10 0	0 0	30 0	0 0	13 0	5 0	0 0	18 0	48 0
viol othr states law	0 0	2 0	1 0	0 0	3 0	0 0	0 0	0 0	0 0	0 0	3 0

FELONIES											

MISC HOMICIDE OFFENS	1 0	9 0	7 0	0 0	17 0	1 0	2 0	0 0	0 0	3 0	20 0
MURDER	0 0	5 0	7 0	0 0	12 0	0 0	7 0	1 0	0 0	8 0	20 0
VOLUNTARY MANSLAUGHT	1 0	84 0	115 0	0 0	200 0	0 0	24 0	43 0	0 0	67 0	267 0
INVOLUNTARY MANSLAUG	4 0	60 0	20 0	0 0	84 0	2 0	14 0	14 0	0 0	30 0	114 0
RECKLESS ABANDONMENT	1 0	0 0	0 0	0 0	1 0	0 0	0 0	0 0	0 0	0 0	1 0
FETICIDE	0 0	1 0	0 0	0 0	1 0	0 0	1 0	0 0	0 0	1 0	2 0
VEHICULAR HOMICIDE	8 0	191 0	110 0	0 0	309 0	2 0	36 0	28 0	0 0	66 0	375 0
HOMICIDE BY PILOT DU	0 0	1 0	1 0	0 0	2 0	0 0	0 0	0 0	0 0	0 0	2 0
CONCEAL DEATH OF ANO	0 0	2 0	1 0	0 0	3 0	1 0	0 0	1 0	0 0	2 0	5 0
ATMPT MURDER	1 0	9 0	12 0	0 0	22 0	0 0	2 0	8 0	0 0	10 0	32 0
MISC ABORTION	0 0	0 0	0 0	0 0	0 0	0 0	1 0	0 0	0 0	1 0	1 0
CRMNL ABORTION	0 0	1 0	0 0	0 0	1 0	0 0	1 0	0 0	0 0	1 0	2 0
MISC ASSAULT/BATTERY	4 0	101 0	70 0	0 0	175 0	0 0	11 0	4 0	0 0	15 0	190 0
FAMILY VIOLENCE BATT	4 0	64 0	34 0	0 0	102 0	1 0	4 0	2 0	0 0	7 0	109 0
AGGRAV ASSAULT	397 4	4091 7	2803 9	0 0	7291 7	110 6	992 6	516 6	0 0	1618 6	8909 7
ATMPT AGGRAV ASSAULT	1 0	14 0	11 0	0 0	26 0	0 0	4 0	4 0	0 0	8 0	34 0
AGGRAV BATTERY	54 1	479 1	304 1	0 0	837 1	3 0	66 0	23 0	0 0	92 0	929 1

(continued)

Probationer Statistical Profile

Sample: Active & admin probationers, not in facilities
Act probationers 10/21/2004

Requestor: Nancy Phillips, Statistician

Most serious offense by current age & sex (continued)

Most serious offense	Men					Women					Grand Total %
	age 00-21 %	age 22-39 %	age 40-98 %	age UNKWN %	Men Total %	age 00-21 %	age 22-39 %	age 40-98 %	age UNKWN %	Women Total %	
TERRORIST THREATS & FALSE IMPRISONMENT	153 2	902 2	684 2	0 0	1739 2	31 2	126 1	64 1	0 0	221 1	1960 2
FALSE IMPRIS COLOR L	19 0	271 0	119 0	0 0	409 0	1 0	16 0	7 0	0 0	24 0	433 0
KIDNAPPING	0 0	1 0	1 0	0 0	2 0	0 0	0 0	0 0	0 0	0 0	2 0
INTERFERENCE WITH CU	1 0	80 0	52 0	0 0	133 0	0 0	2 0	2 0	0 0	4 0	137 0
AGGRAV ASSAULT POLCE	6 0	27 0	20 0	0 0	53 0	1 0	12 0	10 0	0 0	23 0	76 0
AGGRAV BATTERY PEACE	6 0	147 0	118 0	0 0	271 0	3 0	16 0	13 0	0 0	32 0	303 0
SIMPLE BATTERY	1 0	5 0	2 0	0 0	8 0	0 0	2 0	0 0	0 0	2 0	10 0
RECK COND	9 0	85 0	52 0	0 0	146 0	0 0	12 0	7 0	0 0	19 0	165 0
INJURY BY VEHICLE	0 0	8 0	4 0	0 0	12 0	0 0	6 0	1 0	0 0	7 0	19 0
STALKING	4 0	20 0	7 0	0 0	31 0	1 0	6 0	3 0	0 0	10 0	41 0
AGGRAV STALKING	0 0	19 0	20 0	0 0	39 0	0 0	1 0	1 0	0 0	2 0	41 0
ATMPT KIDNAP	30 0	569 1	423 1	0 0	1022 1	6 0	37 0	24 0	0 0	67 0	1089 1
ARSON MISC	0 0	2 0	5 0	0 0	7 0	0 0	0 0	0 0	0 0	0 0	7 0
ARSON 1ST DEGREE	2 0	17 0	14 0	0 0	33 0	2 0	4 0	5 0	0 0	11 0	44 0
ARSON 2ND DEGREE	15 0	179 0	143 0	0 0	337 0	7 0	64 0	63 1	0 0	134 0	471 0
ARSON 3RD DEGREE	8 0	48 0	17 0	0 0	73 0	0 0	8 0	7 0	0 0	15 0	88 0
CRMNL POSS EXPLOSIVE	2 0	16 0	5 0	0 0	23 0	1 0	6 0	2 0	0 0	9 0	32 0
MISC CRIMINAL DAMAGE	4 0	4 0	0 0	0 0	8 0	0 0	2 0	0 0	0 0	2 0	10 0
CRMNL DAMAGE 1ST DEG	2 0	10 0	2 0	0 0	14 0	0 0	1 0	0 0	0 0	1 0	15 0
CRMNL DAMAGE 2ND DEG	42 0	159 0	70 0	0 0	271 0	5 0	33 0	10 0	0 0	48 0	319 0
DAMAGE, DESTROY SECR	167 2	461 1	144 0	0 0	772 1	37 2	131 1	35 0	0 0	203 1	975 1
VANDALISM TO CHURCH	3 0	11 0	6 0	0 0	20 0	0 0	5 0	2 0	0 0	7 0	27 0
ALTER ID	3 0	6 0	0 0	0 0	9 0	1 0	1 0	1 0	0 0	3 0	12 0
BURGLARY	13 0	44 0	13 0	0 0	70 0	0 0	10 0	2 0	0 0	12 0	82 0
POSS BURGLAR TOOLS	1518 16	5882 10	2052 7	0 0	9452 9	112 6	631 4	220 2	0 0	963 3	10415 8
ATMPT BURGLARY	77 1	112 0	34 0	0 0	223 0	6 0	8 0	2 0	0 0	16 0	239 0
MISC FORGERY	32 0	74 0	22 0	0 0	128 0	0 0	4 0	3 0	0 0	7 0	135 0
FORGERY 1ST DEGREE	2 0	17 0	12 0	0 0	31 0	1 0	19 0	10 0	0 0	30 0	61 0
FORGERY 2ND DEGREE	321 3	3498 6	1796 6	0 0	5615 6	272 14	3329 19	1420 16	0 0	5021 18	10636 8
BAD CHECKS	40 0	229 0	55 0	0 0	324 0	10 1	93 1	25 0	0 0	128 0	452 0
ILLEGAL USE-CREDIT C	9 0	165 0	160 1	0 0	334 0	12 1	165 1	65 1	0 0	242 1	576 0
THEFT CREDIT CARD	3 0	9 0	7 0	0 0	19 0	1 0	16 0	3 0	0 0	20 0	39 0
FORGERY CREDIT CARD	25 0	94 0	30 0	0 0	149 0	13 1	82 0	19 0	0 0	114 0	263 0
FRAUDULENT CREDIT CA	4 0	21 0	8 0	0 0	33 0	7 0	46 0	6 0	0 0	59 0	92 0
	53 1	329 1	96 0	0 0	478 0	64 3	382 2	84 1	0 0	530 2	1008 1

(continued)

Probationer Statistical Profile

Sample: Active & admin probationers, not in facilities
Act probationers 10/21/2004

Requestor: Nancy Phillips, Statistician

Most serious offense by current age & sex (continued)

Most serious offense	Men					Women					Grand Total %
	age 00-21 %	age 22-39 %	age 40-98 %	age UNKWN %	Men Total %	age 00-21 %	age 22-39 %	age 40-98 %	age UNKWN %	Women Total %	
CRMNL POSS CREDIT CA	0 0	3 0	1 0	0 0	4 0	1 0	1 0	1 0	0 0	3 0	7 0
RECV GDS,SRVS FRAUD	2 0	5 0	13 0	0 0	20 0	0 0	17 0	10 0	0 0	27 0	47 0
FINANCIAL IDENTITY F	2 0	30 0	10 0	0 0	42 0	4 0	39 0	10 0	0 0	53 0	95 0
TELECOMMUNICATIONS F	1 0	21 0	11 0	0 0	33 0	0 0	4 0	1 0	0 0	5 0	38 0
COMPUTER THEFT	1 0	9 0	0 0	0 0	10 0	0 0	7 0	1 0	0 0	8 0	18 0
COMPUTER TRESPASS	2 0	0 0	0 0	0 0	2 0	0 0	2 0	0 0	0 0	2 0	4 0
ATMPT FORGERY	0 0	3 0	0 0	0 0	3 0	1 0	0 0	3 0	0 0	4 0	7 0
FAIR PAY NATRL PRD/	0 0	0 0	1 0	0 0	1 0	0 0	0 0	1 0	0 0	1 0	2 0
FRAUDULENT ACCESS CO	2 0	33 0	9 0	0 0	44 0	5 0	43 0	6 0	0 0	54 0	98 0
MISC FRAUD	13 0	178 0	102 0	0 0	293 0	11 1	189 1	97 1	0 0	297 1	590 0
THEFT BY TAKING	688 7	3269 6	1749 6	0 0	5706 6	196 10	1967 11	966 11	0 0	3129 11	8835 7
THEFT BY DECEPTION	14 0	204 0	195 1	0 0	413 0	8 0	173 1	94 1	0 0	275 1	688 1
THEFT BY EXTORTION	0 0	6 0	2 0	0 0	8 0	0 0	5 0	3 0	0 0	8 0	16 0
THEFT OF LOST PROPER	3 0	15 0	7 0	0 0	25 0	0 0	8 0	5 0	0 0	13 0	38 0
THEFT BY REC STOLEN	618 7	2123 4	666 2	0 0	3407 3	55 3	322 2	79 1	0 0	456 2	3863 3
THEFT OF SERVICES	4 0	44 0	23 0	0 0	71 0	1 0	21 0	12 0	0 0	34 0	105 0
THEFT BY CONVERSION	8 0	195 0	253 1	0 0	456 0	4 0	142 1	88 1	0 0	234 1	690 1
THEFT OF TRADE SECRE	0 0	3 0	1 0	0 0	4 0	0 0	1 0	0 0	0 0	1 0	5 0
CONVSN PAYMNTS REAL	0 0	10 0	23 0	0 0	33 0	0 0	0 0	0 0	0 0	0 0	33 0
ATMPT THEFT BY TAKIN	5 0	4 0	0 0	0 0	9 0	0 0	2 0	1 0	0 0	3 0	12 0
THEFT MOTORVEH OR PA	115 1	436 1	177 1	0 0	728 1	20 1	66 0	13 0	0 0	99 0	827 1
THEFT OF LEASED PERS	0 0	2 0	1 0	0 0	3 0	0 0	4 0	0 0	0 0	4 0	7 0
THEFT BRING PROP IN	14 0	60 0	21 0	0 0	95 0	2 0	7 0	3 0	0 0	12 0	107 0
THEFT REC PROP OUT	6 0	17 0	5 0	0 0	28 0	0 0	4 0	2 0	0 0	6 0	34 0
LIVESTOCK THEFT	0 0	8 0	4 0	0 0	12 0	0 0	1 0	0 0	0 0	1 0	13 0
THEFT BY SHOPLIFTING	107 1	580 1	459 1	0 0	1146 1	225 12	996 6	485 5	0 0	1706 6	2852 2
ENTERING VEHICLE	431 5	580 1	119 0	0 0	1130 1	13 1	47 0	9 0	0 0	69 0	1199 1
STEAL ALTER PUBLIC D	0 0	0 0	0 0	0 0	0 0	0 0	0 0	1 0	0 0	1 0	1 0
ROBBERY	240 3	1246 2	365 1	0 0	1851 2	24 1	149 1	52 1	0 0	225 1	2076 2
ARMED ROBBERY	23 0	399 1	214 1	0 0	636 1	3 0	27 0	9 0	0 0	39 0	675 1
ROBBERY BY FORCE	2 0	14 0	2 0	0 0	18 0	4 0	1 0	0 0	0 0	5 0	23 0
ROBBERY BY INTIMIDAT	9 0	19 0	4 0	0 0	32 0	0 0	2 0	1 0	0 0	3 0	35 0
ROBBERY BY SUDDEN SN	3 0	8 0	6 0	0 0	17 0	0 0	3 0	0 0	0 0	3 0	20 0
HIJACKING MOTOR VEHI	1 0	2 0	0 0	0 0	3 0	0 0	0 0	0 0	0 0	0 0	3 0
ATMPT ROBBERY	20 0	63 0	21 0	0 0	104 0	3 0	8 0	2 0	0 0	13 0	117 0

(continued)

Probationer Statistical Profile

Sample: Active & admin probationers, not in facilities
Act probationers 10/21/2004

Requestor: Nancy Phillips, Statistician

Most serious offense by current age & sex (continued)

Most serious offense	M e n					W o m e n					Grand Total %
	age 00-21 %	age 22-39 %	age 40-98 %	age UNKWN %	Men Total %	age 00-21 %	age 22-39 %	age 40-98 %	age UNKWN %	Women Total %	
ATMPT ARMED ROBBERY	12 0	44 0	8 0	0 0	64 0	0 0	2 0	0 0	0 0	2 0	66 0
MISC SEXUAL OFFENSE	8 0	60 0	53 0	0 0	121 0	0 0	1 0	1 0	0 0	2 0	123 0
RAPE	4 0	110 0	108 0	0 0	222 0	0 0	1 0	0 0	0 0	1 0	223 0
SODOMY	5 0	24 0	43 0	0 0	72 0	0 0	3 0	0 0	0 0	3 0	75 0
AGGRAV SODOMY	0 0	44 0	80 0	0 0	124 0	0 0	0 0	1 0	0 0	1 0	125 0
BESTIALITY	0 0	1 0	3 0	0 0	4 0	0 0	0 0	0 0	0 0	0 0	4 0
INCEST	3 0	30 0	115 0	0 0	148 0	1 0	5 0	7 0	0 0	13 0	161 0
BIGAMY	0 0	8 0	6 0	0 0	14 0	0 0	0 0	1 0	0 0	1 0	15 0
AGGRAV SEXUAL BATTER	2 0	27 0	32 0	0 0	61 0	0 0	1 0	0 0	0 0	1 0	62 0
PIMPING A MINOR UNDE	0 0	0 0	1 0	0 0	1 0	0 0	0 0	0 0	0 0	0 0	1 0
PANDERING BY COMPULS	0 0	3 0	3 0	0 0	6 0	1 0	0 0	0 0	0 0	1 0	7 0
STATUTORY RAPE	275 3	1169 2	131 0	0 0	1575 2	3 0	37 0	8 0	0 0	48 0	1623 1
CHILD MOLESTATION	132 1	996 2	1555 5	0 0	2683 3	4 0	52 0	32 0	0 0	88 0	2771 2
ENTICING CHILD-INDEC	22 0	126 0	137 0	0 0	285 0	3 0	15 0	4 0	0 0	22 0	307 0
AGGRAV CHILD MOLESTA	8 0	106 0	191 1	0 0	305 0	1 0	6 0	1 0	0 0	8 0	313 0
SEXL/ASSLT/AGN/PERS/	1 0	25 0	15 0	0 0	41 0	0 0	9 0	6 0	0 0	15 0	56 0
SEXUAL ASLT BY THERA	0 0	1 0	0 0	0 0	1 0	0 0	0 0	0 0	0 0	0 0	1 0
SOLICIT SODOMY FROM	0 0	4 0	5 0	0 0	9 0	0 0	1 0	0 0	0 0	1 0	10 0
SEX OFFENDER FAIL RE	1 0	12 0	10 0	0 0	23 0	0 0	0 0	0 0	0 0	0 0	23 0
ENTICE CHILD, ATTEMP	0 0	1 0	0 0	0 0	1 0	0 0	0 0	0 0	0 0	0 0	1 0
ATMPT RAPE	2 0	37 0	14 0	0 0	53 0	0 0	0 0	0 0	0 0	0 0	53 0
ATMPT SODOMY	0 0	1 0	3 0	0 0	4 0	0 0	0 0	0 0	0 0	0 0	4 0
ATMPT AGGRAV SODOMY	0 0	1 0	1 0	0 0	2 0	0 0	0 0	0 0	0 0	0 0	2 0
ATMPT CHILD MOLESTAT	0 0	2 0	2 0	0 0	4 0	0 0	0 0	0 0	0 0	0 0	4 0
AGG ASLT W ATMPT TO	3 0	6 0	1 0	0 0	10 0	0 0	0 0	0 0	0 0	0 0	10 0
STATUTORY RAPE, ATMPT	1 0	0 0	0 0	0 0	1 0	0 0	0 0	0 0	0 0	0 0	1 0
MISC OBSCENITY	0 0	1 0	4 0	0 0	5 0	0 0	0 0	0 0	0 0	0 0	5 0
DISTRIBUTING OBSCENE	0 0	1 0	2 0	0 0	3 0	0 0	1 0	1 0	0 0	2 0	5 0
DISTR MAT DEPICT NUD	0 0	3 0	2 0	0 0	5 0	0 0	0 0	0 0	0 0	0 0	5 0
PROV SEX MATER TO MI	0 0	0 0	2 0	0 0	2 0	0 0	0 0	0 0	0 0	0 0	2 0
MISC PUBLIC ORDER	1 0	4 0	1 0	0 0	6 0	0 0	0 0	3 0	0 0	3 0	9 0
INSURRECTION	0 0	1 0	0 0	0 0	1 0	0 0	0 0	0 0	0 0	0 0	1 0
INCITING TO INSURREC	0 0	1 0	2 0	0 0	3 0	0 0	0 0	0 0	0 0	0 0	3 0
ADVOC OVERTHROW OF G	0 0	0 0	1 0	0 0	1 0	0 0	0 0	0 0	0 0	0 0	1 0
FALSE SWEARNG WRITTN	3 0	35 0	16 0	0 0	54 0	2 0	22 0	10 0	0 0	34 0	88 0

(continued)

Probationer Statistical Profile

Sample: Active & admin probationers, not in facilities
Act probationers 10/21/2004

Requestor: Nancy Phillips, Statistician

Most serious offense by current age & sex (continued)

Most serious offense	Men					Women					Grand Total %
	age 00-21 %	age 22-39 %	age 40-98 %	age UNKWN %	Men Total %	age 00-21 %	age 22-39 %	age 40-98 %	age UNKWN %	Women Total %	
BRIBERY GOVT OFFICER	0 0	14 0	13 0	0 0	27 0	0 0	4 0	2 0	0 0	6 0	33 0
VIOL OATH PUBLIC OFF	0 0	4 0	3 0	0 0	7 0	0 0	0 0	1 0	0 0	1 0	8 0
INFLUENCE LEGISLATIV	0 0	0 0	1 0	0 0	1 0	0 0	0 0	0 0	0 0	0 0	1 0
INFLUENCE GOVT OFFIC	0 0	3 0	0 0	0 0	3 0	0 0	0 0	0 0	0 0	0 0	3 0
DEFRAUDING STATE	0 0	11 0	28 0	0 0	39 0	0 0	137 1	88 1	0 0	225 1	264 0
FALSE CERTIFICATES	1 0	8 0	4 0	0 0	13 0	0 0	7 0	0 0	0 0	7 0	20 0
INFLUENCING WITNESS	3 0	10 0	3 0	0 0	16 0	0 0	7 0	1 0	0 0	8 0	24 0
OBSTR OF LAW ENF OFF	187 2	1312 2	495 2	0 0	1994 2	35 2	249 1	123 1	0 0	407 1	2401 2
TAMPERING WITH EVIDE	0 0	2 0	1 0	0 0	3 0	0 0	2 0	0 0	0 0	2 0	5 0
MISC JUDICIAL PROCEE	0 0	0 0	1 0	0 0	1 0	0 0	2 0	0 0	0 0	2 0	3 0
PERJURY	1 0	13 0	11 0	0 0	25 0	3 0	17 0	7 0	0 0	27 0	52 0
FALSE SWEARING	1 0	20 0	5 0	0 0	26 0	0 0	24 0	7 0	0 0	31 0	57 0
SUBORNATION OF PERJU	0 0	0 0	0 0	0 0	0 0	0 0	2 0	0 0	0 0	2 0	2 0
IMPERSONATION	1 0	3 0	1 0	0 0	5 0	0 0	10 0	1 0	0 0	11 0	16 0
IMPERSONATING OFFICE	4 0	35 0	23 0	0 0	62 0	0 0	6 0	2 0	0 0	8 0	70 0
BARRATRY	1 0	4 0	1 0	0 0	6 0	0 0	1 0	1 0	0 0	2 0	8 0
EMBRACERY	0 0	1 0	0 0	0 0	1 0	0 0	1 0	0 0	0 0	1 0	2 0
FALSE STATEMENTS GOV	24 0	105 0	49 0	0 0	178 0	15 1	89 1	35 0	0 0	139 0	317 0
UNAUTH REPRESENTN PEAC	0 0	0 0	1 0	0 0	1 0	0 0	0 0	0 0	0 0	0 0	1 0
IMPERSNTNG IN LEGAL	0 0	3 0	0 0	0 0	3 0	0 0	3 0	0 0	0 0	3 0	6 0
ESCAPE	2 0	80 0	42 0	0 0	124 0	1 0	12 0	8 0	0 0	21 0	145 0
AIDING ESCAPE	2 0	4 0	2 0	0 0	8 0	1 0	6 0	2 0	0 0	9 0	17 0
HINDERING APPREH OR	7 0	40 0	14 0	0 0	61 0	6 0	46 0	15 0	0 0	67 0	128 0
COMPOUNDING A CRIME	0 0	3 0	1 0	0 0	4 0	0 0	1 0	1 0	0 0	2 0	6 0
MUTINY IN PENAL INST	1 0	0 0	2 0	0 0	3 0	0 0	0 0	0 0	0 0	0 0	3 0
BAIL JUMPING	2 0	27 0	12 0	0 0	41 0	1 0	5 0	1 0	0 0	7 0	48 0
ATMPT ESCAPE	1 0	2 0	0 0	0 0	3 0	0 0	0 0	0 0	0 0	0 0	3 0
FALSE PUBLIC ALARM	14 0	20 0	4 0	0 0	38 0	2 0	3 0	3 0	0 0	8 0	46 0
CRMNL INTERFERE GOVT	52 1	197 0	90 0	0 0	339 0	3 0	17 0	18 0	0 0	38 0	377 0
MISC GAMBLING/RELATE	0 0	1 0	1 0	0 0	2 0	0 0	0 0	1 0	0 0	1 0	3 0
COMMERICAL GAMBLING	0 0	4 0	17 0	0 0	21 0	0 0	2 0	9 0	0 0	11 0	32 0
BRIBERY OF CONTESTAN	1 0	3 0	0 0	0 0	4 0	0 0	3 0	0 0	0 0	3 0	7 0
SOLICIT/ACCEPTING BR	0 0	1 0	1 0	0 0	2 0	0 0	0 0	0 0	0 0	0 0	2 0
GAMBLING ACT ON BUSI	0 0	0 0	2 0	0 0	2 0	0 0	1 0	0 0	0 0	1 0	3 0
DOGFIGHTING	1 0	12 0	4 0	0 0	17 0	0 0	0 0	1 0	0 0	1 0	18 0

(continued)

Probationer Statistical Profile

Sample: Active & admin probationers, not in facilities
Act probationers 10/21/2004

Requestor: Nancy Phillips, Statistician

Most serious offense by current age & sex (continued)

Most serious offense	Men					Women					Grand Total %
	age 00-21 %	age 22-39 %	age 40-98 %	age UNKWN %	Men Total %	age 00-21 %	age 22-39 %	age 40-98 %	age UNKWN %	Women Total %	
LOTTERY VIOLATION	2 0	6 0	3 0	0 0	11 0	1 0	6 0	0 0	0 0	7 0	18 0
BUS HIJACKING	0 0	1 0	0 0	0 0	1 0	0 0	0 0	0 0	0 0	0 0	1 0
BOARDING BUS W/CONCL	0 0	1 0	0 0	0 0	1 0	0 0	1 0	0 0	0 0	1 0	2 0
REMOVAL BAGGAGE, CARG	1 0	3 0	0 0	0 0	4 0	0 0	0 0	0 0	0 0	0 0	4 0
CRUELTY TO CHILDREN	20 0	557 1	361 1	0 0	938 1	14 1	445 3	157 2	0 0	616 2	1554 1
ATMPT CRUELTY TO CHI	0 0	1 0	0 0	0 0	1 0	0 0	1 0	0 0	0 0	1 0	2 0
SEX EXPLOITATION CHI	4 0	29 0	30 0	0 0	63 0	0 0	5 0	2 0	0 0	7 0	70 0
ABANDONMENT OF CHILD	0 0	31 0	41 0	0 0	72 0	0 0	1 0	1 0	0 0	2 0	74 0
UNLWFL AD ADOPT CHIL	0 0	0 0	0 0	0 0	0 0	0 0	1 0	0 0	0 0	1 0	1 0
CNTRBTNG DELINQUENCY	2 0	7 0	3 0	0 0	12 0	0 0	4 0	1 0	0 0	5 0	17 0
MISC WEAPON/EXPLOSIV	9 0	26 0	8 0	0 0	43 0	1 0	3 0	0 0	0 0	4 0	47 0
CARRY CONCEALED WEAP	16 0	51 0	8 0	0 0	75 0	2 0	0 0	1 0	0 0	3 0	78 0
CARRY PISTL WITHOUT	0 0	4 0	1 0	0 0	5 0	0 0	0 0	0 0	0 0	0 0	5 0
ALTER PISTL LICENSE	0 0	1 0	0 0	0 0	1 0	0 0	0 0	0 0	0 0	0 0	1 0
MACHINE GUN ACTIVITI	0 0	0 0	1 0	0 0	1 0	0 0	0 0	0 0	0 0	0 0	1 0
POSS OF FIREARM DUR	47 1	623 1	259 1	0 0	929 1	3 0	45 0	45 1	0 0	93 0	1022 1
POSS KNIFE DURING CR	0 0	1 0	0 0	0 0	1 0	0 0	0 0	0 0	0 0	0 0	1 0
POSS OF CERTAIN WEAP	18 0	98 0	55 0	0 0	171 0	2 0	8 0	3 0	0 0	13 0	184 0
POSS FIREARM CONVCT	21 0	1135 2	1012 3	0 0	2168 2	0 0	71 0	54 1	0 0	125 0	2293 2
CARRY WEAPON AT SCHO	83 1	56 0	5 0	0 0	144 0	22 1	5 0	1 0	0 0	28 0	172 0
GUARD LINE WITH WEAP	0 0	4 0	0 0	0 0	4 0	0 0	4 0	0 0	0 0	4 0	8 0
POSS WEAPON BY PRISO	0 0	5 0	0 0	0 0	5 0	1 0	1 0	0 0	0 0	2 0	7 0
MISUSE FIREARM HUNTI	0 0	3 0	3 0	0 0	6 0	0 0	0 0	0 0	0 0	0 0	6 0
CRUELTY TO ANIMALS	6 0	8 0	2 0	0 0	16 0	0 0	0 0	0 0	0 0	0 0	16 0
AGGRAV CRUELTY TO AN	2 0	3 0	4 0	0 0	9 0	0 0	0 0	0 0	0 0	0 0	9 0
MISC INVASION OF PRI	1 0	5 0	3 0	0 0	9 0	0 0	0 0	1 0	0 0	1 0	10 0
EAVESDROP & SURVEILL	0 0	11 0	12 0	0 0	23 0	0 0	0 0	0 0	0 0	0 0	23 0
PEEPING TOM	11 0	64 0	46 0	0 0	121 0	0 0	0 0	0 0	0 0	0 0	121 0
P/S/D OF EAVESDROP D	0 0	1 0	0 0	0 0	1 0	0 0	0 0	0 0	0 0	0 0	1 0
RACKETEERING	2 0	17 0	28 0	0 0	47 0	0 0	13 0	11 0	0 0	24 0	71 0
S/D NARCOTICS OPIATE	21 0	277 0	176 1	0 0	474 0	5 0	56 0	56 1	0 0	117 0	591 0
S/D DEP STIM CNTRF D	40 0	292 0	137 0	0 0	469 0	5 0	77 0	41 0	0 0	123 0	592 0
S/D OF LSD	1 0	25 0	0 0	0 0	26 0	0 0	1 0	1 0	0 0	2 0	28 0
S/D OF MARIJUANA	366 4	1975 3	475 2	0 0	2816 3	28 1	245 1	124 1	0 0	397 1	3213 3
S/D OF ALCOHOLIC IN	0 0	2 0	1 0	0 0	3 0	0 0	0 0	0 0	0 0	0 0	3 0

(continued)

Probationer Statistical Profile

Sample: Active & admin probationers, not in facilities
Act probationers 10/21/2004

Requestor: Nancy Phillips, Statistician

Most serious offense by current age & sex (continued)

Most serious offense	Men					Women					Grand Total %
	age 00-21 %	age 22-39 %	age 40-98 %	age UNKWN %	Men Total %	age 00-21 %	age 22-39 %	age 40-98 %	Women UNKWN %	Women Total %	
POSS NARCOTICS OPIAT	66 1	498 1	290 1	0 0	854 1	20 1	127 1	113 1	0 0	260 1	1114 1
POSS DEP STIM CNTRF	112 1	820 1	381 1	0 0	1313 1	55 3	362 2	177 2	0 0	594 2	1907 1
POSS OF LSD	5 0	49 0	3 0	0 0	57 0	0 0	3 0	1 0	0 0	4 0	61 0
POSS OF MARIJUANA	273 3	1465 2	464 1	0 0	2202 2	30 2	220 1	104 1	0 0	354 1	2556 2
ILLEGAL POSS/MANF LI	0 0	3 0	5 0	0 0	8 0	0 0	1 0	0 0	0 0	1 0	9 0
ILLEGAL ATTM TO OBT	4 0	59 0	52 0	0 0	115 0	2 0	106 1	90 1	0 0	198 1	313 0
VIOL GA CNTRL SBST A	1166 13	9313 16	4454 14	0 0	14933 15	279 14	2549 15	1597 18	0 0	4425 16	19358 15
VIOL DNGROUS DRGS AC	8 0	73 0	35 0	0 0	116 0	2 0	27 0	16 0	0 0	45 0	161 0
UNLWFL MFG/DEL/DIST	9 0	53 0	44 0	0 0	106 0	1 0	9 0	6 0	0 0	16 0	122 0
POSS DRUG RELATED MA	4 0	37 0	21 0	0 0	62 0	1 0	15 0	10 0	0 0	26 0	88 0
S/D CONT SUB PUBLIC	11 0	87 0	19 0	0 0	117 0	0 0	12 0	11 0	0 0	23 0	140 0
S/D CONT SUB SCHOOL	16 0	67 0	8 0	0 0	91 0	1 0	12 0	1 0	0 0	14 0	105 0
S/D COCAINE	227 2	2456 4	970 3	0 0	3653 4	23 1	309 2	245 3	0 0	577 2	4230 3
POSS OF COCAINE	525 6	4319 7	2682 9	0 0	7526 8	64 3	866 5	686 8	0 0	1616 6	9142 7
ATMPT VIOL SUBSTANCE	10 0	153 0	137 0	0 0	300 0	3 0	74 0	74 1	0 0	151 1	451 0
MISC DRUGS TRAFFICKI	3 0	53 0	34 0	0 0	90 0	1 0	17 0	3 0	0 0	21 0	111 0
TRAF COCAINE LESS 20	1 0	94 0	78 0	0 0	173 0	2 0	14 0	20 0	0 0	36 0	209 0
TRAF COCAINE 201-400	2 0	21 0	21 0	0 0	44 0	1 0	3 0	4 0	0 0	8 0	52 0
TRAF COCAINE 401+ GM	0 0	6 0	15 0	0 0	21 0	0 0	0 0	2 0	0 0	2 0	23 0
TRAF NARCOTIC LESS 1	0 0	1 0	1 0	0 0	2 0	0 0	1 0	0 0	0 0	1 0	3 0
TRAF NARCOTIC 15-28	0 0	2 0	1 0	0 0	3 0	1 0	0 0	1 0	0 0	2 0	5 0
TRAF NARCOTIC 29+ GM	0 0	2 0	1 0	0 0	3 0	0 0	0 0	1 0	0 0	1 0	4 0
TRAF MARIJNA 101-200	0 0	18 0	17 0	0 0	35 0	0 0	5 0	2 0	0 0	7 0	42 0
TRAF MARIJNA 2001-10	0 0	5 0	0 0	0 0	5 0	1 0	1 0	1 0	0 0	3 0	8 0
TRAF MARIJNA 10001+	0 0	3 0	1 0	0 0	4 0	0 0	0 0	1 0	0 0	1 0	5 0
TRAF METHAQUALONE< 4	0 0	4 0	7 0	0 0	11 0	1 0	4 0	1 0	0 0	6 0	17 0
TRAF METHAQUALONE>=4	0 0	2 0	1 0	0 0	3 0	0 0	0 0	2 0	0 0	2 0	5 0
TRAF AMPHTMINE 28-19	0 0	12 0	8 0	0 0	20 0	0 0	2 0	3 0	0 0	5 0	25 0
TRAF AMPHTMINE 200-3	2 0	2 0	7 0	0 0	11 0	0 0	0 0	1 0	0 0	1 0	12 0
CNSPIRE TRAFFIC CNTR	0 0	3 0	0 0	0 0	3 0	0 0	2 0	1 0	0 0	3 0	6 0
TRANSACTIONS DRUG OB	0 0	0 0	0 0	0 0	0 0	0 0	1 0	0 0	0 0	1 0	1 0
TRANSACTIONS CNTRFT	0 0	2 0	1 0	0 0	3 0	0 0	1 0	0 0	0 0	1 0	4 0
USE COMM FACLT Y VIO	2 0	5 0	10 0	0 0	17 0	2 0	3 0	5 0	0 0	10 0	27 0
ATT/CONSPRCY COMMT C	2 0	30 0	15 0	0 0	47 0	1 0	17 0	15 0	0 0	33 0	80 0
UNAUTH DIST CONTRLLD	0 0	4 0	5 0	0 0	9 0	0 0	3 0	0 0	0 0	3 0	12 0

(continued)

Probationer Statistical Profile

Sample: Active & admin probationers, not in facilities
Act probationers 10/21/2004

Requestor: Nancy Phillips, Statistician

Most serious offense by current age & sex (continued)

Most serious offense	M e n				W o m e n				Grand Total %		
	age 00-21 %	age 22-39 %	age 40-98 %	age UNKWN %	Men Total %	age 00-21 %	age 22-39 %	age 40-98 %		age UNKWN %	Women Total %
ILLGL DIST CONTRLLD	0 0	9 0	9 0	0 0	18 0	0 0	2 0	0 0	0 0	2 0	20 0
VIOL MOTOR VEHICLE L	8 0	133 0	108 0	0 0	249 0	2 0	32 0	19 0	0 0	53 0	302 0
ALTER CAR TITLE	0 0	2 0	1 0	0 0	3 0	0 0	0 0	0 0	0 0	0 0	3 0
CHOP SHOP VIOLATION	0 0	1 0	1 0	0 0	2 0	0 0	0 0	0 0	0 0	0 0	2 0
DRVNG HABTL VIOLATOR	2 0	499 1	801 3	0 0	1302 1	1 0	31 0	82 1	0 0	114 0	1416 1
HABIT TRAF VOIL/IMPA	0 0	117 0	154 0	0 0	271 0	0 0	9 0	16 0	0 0	25 0	296 0
HABIT TRAF VIOL/OTHE	0 0	141 0	187 1	0 0	328 0	0 0	9 0	12 0	0 0	21 0	349 0
TAMPER STAMPS	0 0	0 0	0 0	0 0	0 0	0 0	0 0	1 0	0 0	1 0	1 0
DSTL ALCOHOL BEVERAG	0 0	0 0	1 0	0 0	1 0	0 0	0 0	0 0	0 0	0 0	1 0
POSS UNAUTHORIZED ST	0 0	0 0	1 0	0 0	1 0	0 0	1 0	0 0	0 0	1 0	2 0
POSS CONTRABAND ARTI	2 0	2 0	3 0	0 0	7 0	0 0	4 0	2 0	0 0	6 0	13 0
TRNSPRT CONTRABAND A	0 0	2 0	0 0	0 0	2 0	1 0	3 0	3 0	0 0	7 0	9 0
CONCEAL CONTRABAND	0 0	2 0	0 0	0 0	2 0	0 0	0 0	0 0	0 0	0 0	2 0
MISC MRALS/PBLIC H/S	3 0	4 0	8 0	0 0	15 0	0 0	0 0	1 0	0 0	1 0	16 0
VIOL GAME AND FISH L	0 0	0 0	1 0	0 0	1 0	0 0	0 0	0 0	0 0	0 0	1 0
MISC CORRECTIONL INS	2 0	9 0	4 0	0 0	15 0	0 0	7 0	2 0	0 0	9 0	24 0
VIOLATN OTHR STATES	25 0	193 0	113 0	0 0	331 0	4 0	83 0	32 0	0 0	119 0	450 0
CONSPIRACY	106 1	683 1	416 1	0 0	1205 1	21 1	163 1	101 1	0 0	285 1	1490 1
INTERMARRIAGE CLOSE	155 2	1402 2	965 3	0 0	2522 3	38 2	338 2	216 2	0 0	592 2	3114 2
CRMNL ATMPT	687 7	4462 8	2268 7	0 0	7417 7	79 4	879 5	491 5	0 0	1449 5	8866 7
AIRCRAFT HIJACKING	104 1	529 1	270 1	0 0	903 1	19 1	154 1	81 1	0 0	254 1	1157 1
UNAUTH DIST RECRD DE	354 4	1845 3	867 3	0 0	3066 3	60 3	611 4	310 3	0 0	981 3	4047 3
NONPYMT AGR NVL STOR	159 2	932 2	477 2	0 0	1568 2	53 3	307 2	170 2	0 0	530 2	2098 2
CRMNL SOLICITATION	209 2	1329 2	682 2	0 0	2220 2	47 2	362 2	189 2	0 0	598 2	2818 2
PARTY TO A CRIME	324 3	1523 3	890 3	0 0	2737 3	73 4	581 3	290 3	0 0	944 3	3681 3
CRMNL TRESPASSING	141 2	1465 2	839 3	0 0	2445 2	44 2	480 3	268 3	0 0	792 3	3237 3
HIRE JUVENILE SELL D	292 3	868 1	409 1	0 0	1569 2	85 4	375 2	144 2	0 0	604 2	2173 2
GANG PARTICIPATION	687 7	4626 8	2383 8	0 0	7696 8	118 6	1289 7	756 8	0 0	2163 8	9859 8
Total reported	12615	79269	42165	0	134049	2603	23099	12071	0	37773	171822
Percent Reported	133.5	132.5	132.5		132.6	131.7	130.8	132.5		131.4	132.3
NOT REPORTED	124	891	438	0	1453	35	332	156	0	523	1976
Total	9452	59843	31832	0	101127	1976	17656	9113	0	28745	129872

Probationer Statistical Profile

Sample: Active & admin probationers, not in facilities
Act probationers 10/21/2004

Requestor: Nancy Phillips, Statistician

Most serious crime type by current age & sex

Crime type	M e n					W o m e n					Grand Total %
	age 00-21	age 22-39	age 40-98	age UNKWN	Men % Total	age 00-21	age 22-39	age 40-98	age UNKWN	Women % Total	
VIOL/PERSN	1045 11	9648 16	6026 19	0 0	16719 17	211 11	2041 12	990 11	0 0	3242 11	19961 15
NVIOL/PERS	154 2	767 1	374 1	0 0	1295 1	28 1	70 0	60 1	0 0	158 1	1453 1
PROPERTY	4405 47	19395 32	8690 27	0 0	32490 32	1102 56	9328 53	4026 44	0 0	14456 50	46946 36
DRUG SALES	704 7	5525 9	2063 6	0 0	8292 8	73 4	797 5	548 6	0 0	1418 5	9710 7
DRUG POSSN	2178 23	16837 28	8543 27	0 0	27558 27	457 23	4359 25	2874 32	0 0	7690 27	35248 27
ALCOHOL	3 0	7 0	8 0	0 0	18 0	0 0	2 0	0 0	0 0	2 0	20 0
HABIT/DUI	17 0	948 2	1311 4	0 0	2276 2	3 0	89 1	143 2	0 0	235 1	2511 2
SEX OFFEND	486 5	2894 5	2602 8	0 0	5982 6	13 1	137 1	63 1	0 0	213 1	6195 5
OTHER	460 5	3822 6	2215 7	0 0	6497 6	89 5	833 5	409 4	0 0	1331 5	7828 6
Total reported	9452	59843	31832	0	101127	1976	17656	9113	0	28745	129872
Percent Reported	100.0	100.0	100.0		100.0	100.0	100.0	100.0		100.0	100.0
NOT REPORTED	0	0	0	0	0	0	0	0	0	0	0
Total	9452	59843	31832	0	101127	1976	17656	9113	0	28745	129872