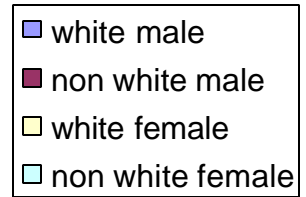
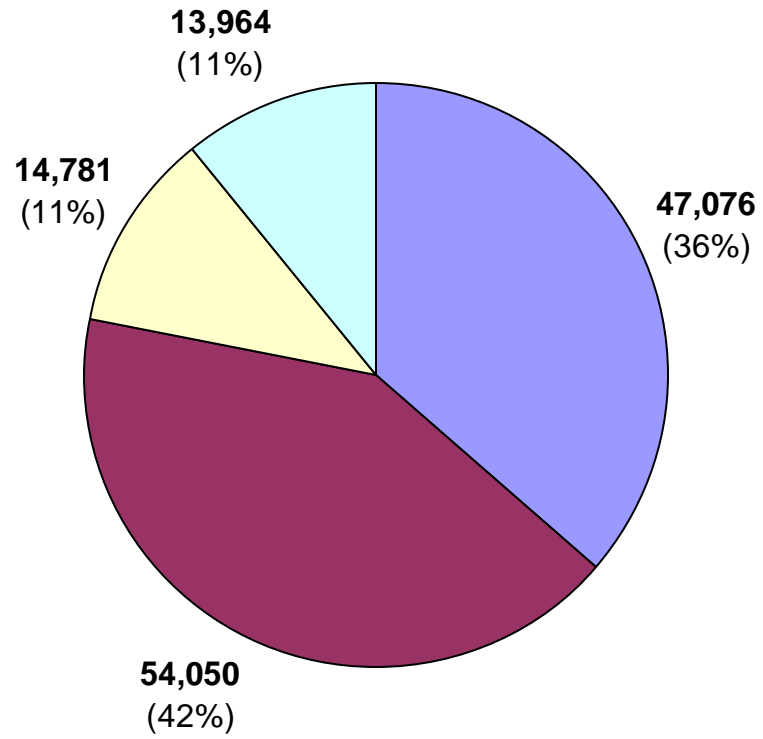
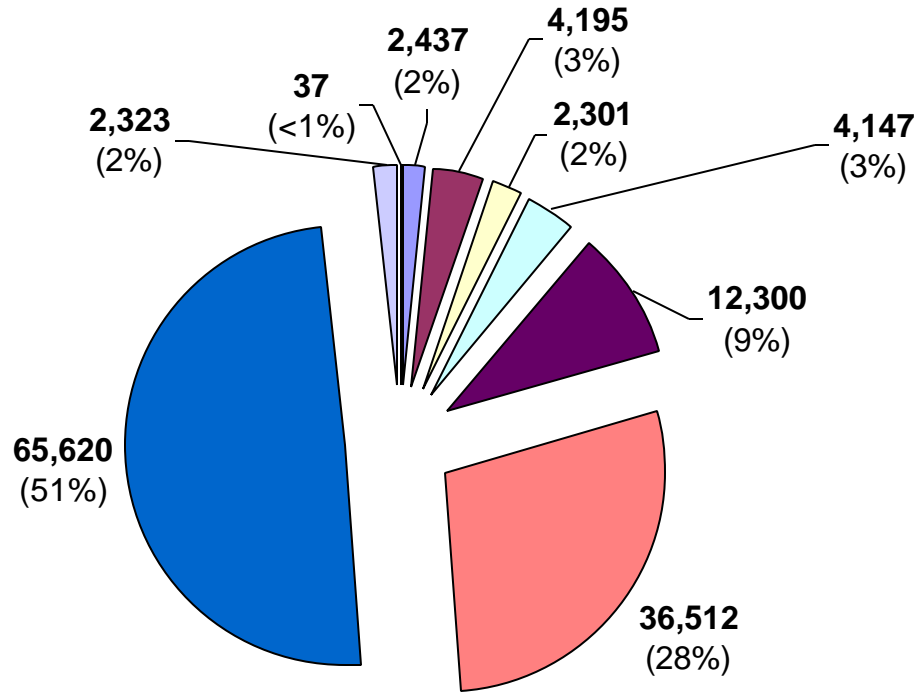


**Active Probationers by Race & Gender**

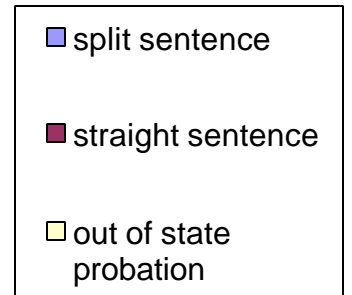
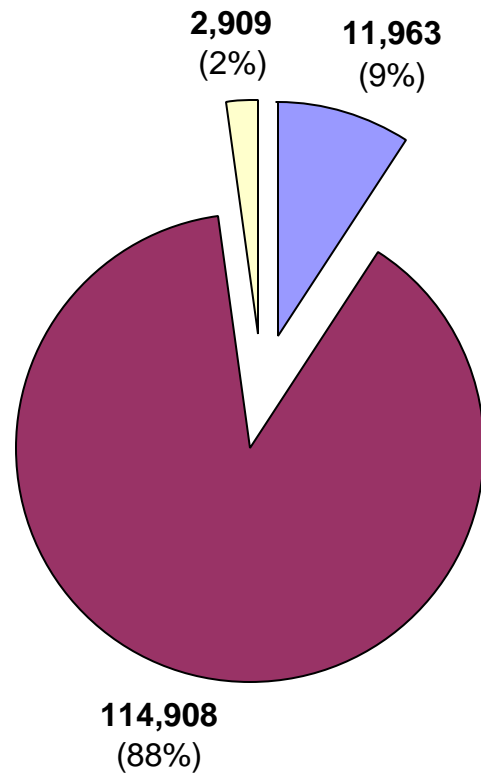


Active Probationers by Current Supervision Level

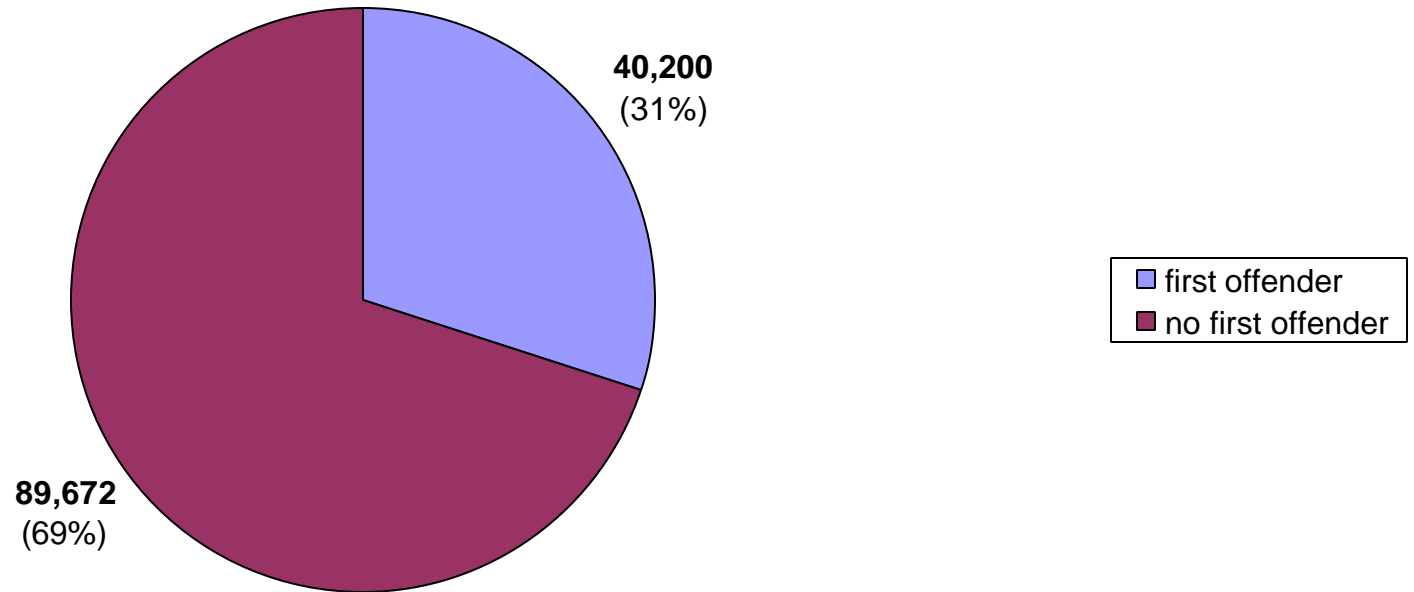


■ unsupervised ■ intensive □ maximum □ high ■ medium ■ standard ■ administrative □ unclassified ■ other

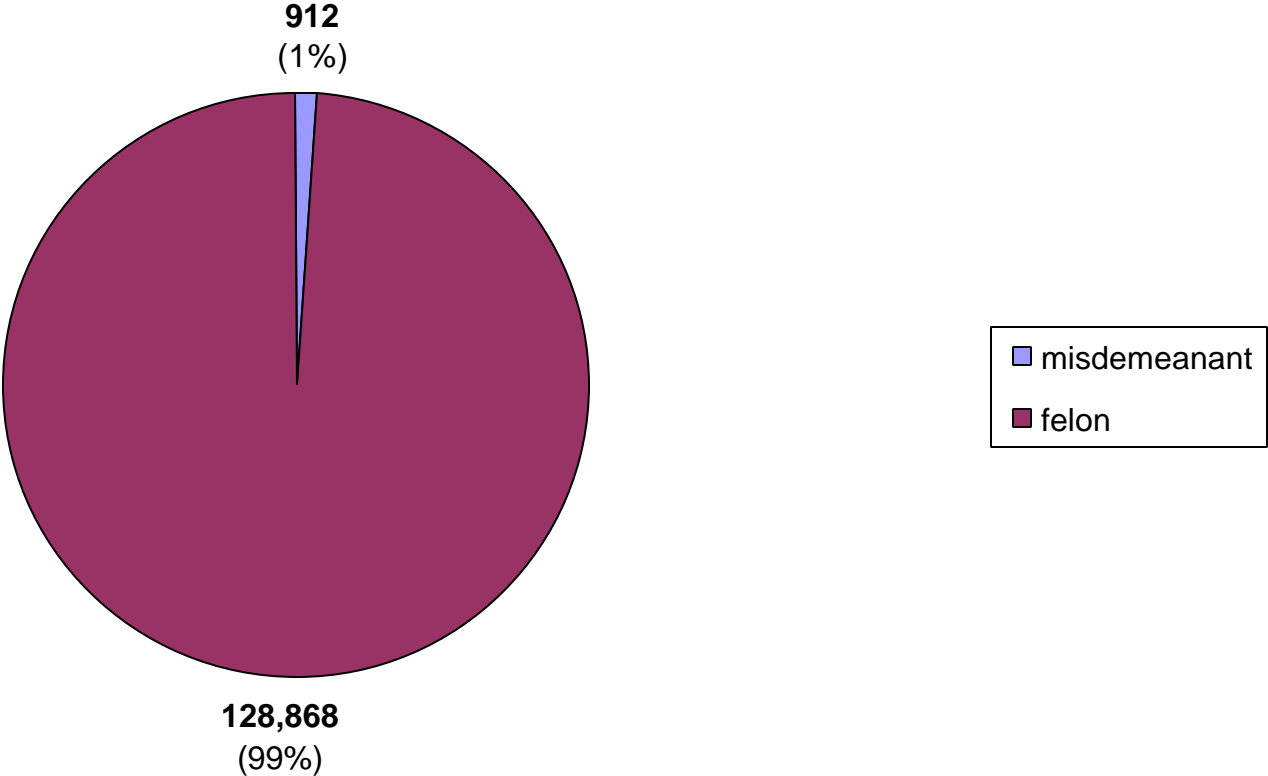
Active Probationers by Case Type



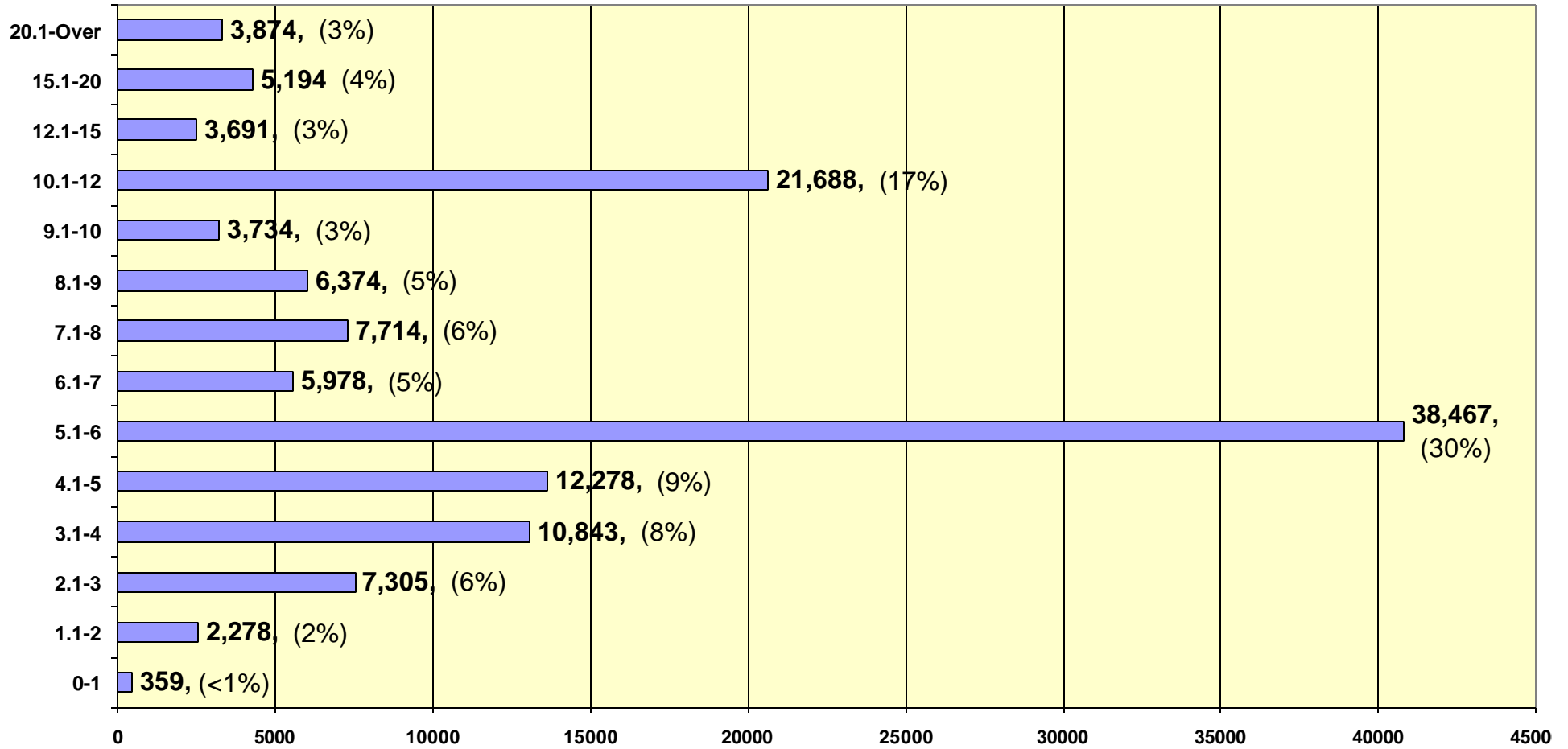
### Active Probationers by Offender Status



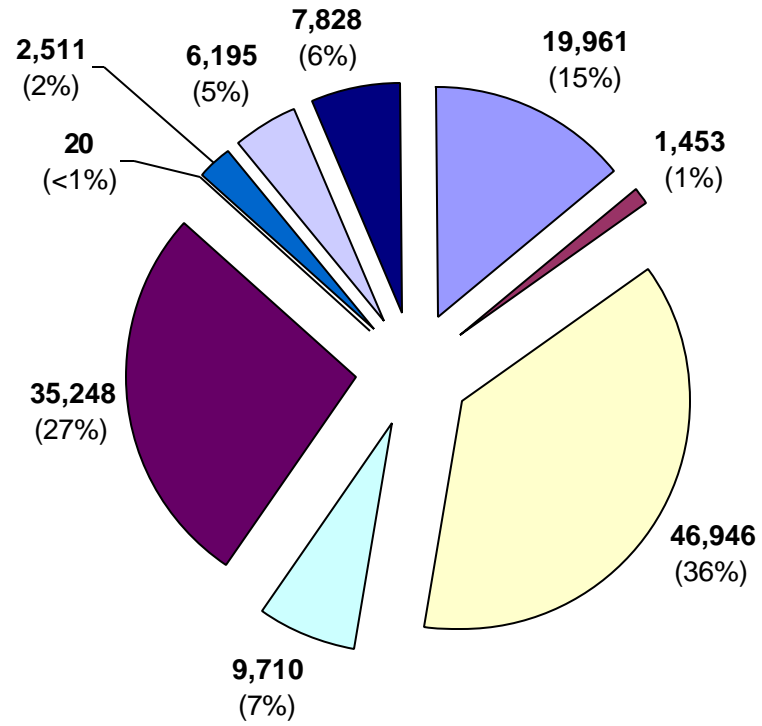
**Active Probationers by Sentence Type**



### Active Probationers by Sentence Length



Active Probationers by Crime Type



viol/person	nonviol/person	property	drug sales	drug poss
alcohol	habit/dui	sex offend	other	

Probationer Statistical Profile

Table of contents for Active & admin probationers, not in facilities

Title	Page
-----	-----
Race and sex	2
Current supervision type	3
County of conviction	4
Circuit of conviction	9
Circuit of supervision	11
Sentence length in years	13
Time served in years	14
Time left to serve	15
Case type	16
Release type	17
First offender status	18
Type probationer	19
Most serious crime by group	20
Most serious offense	21
Most serious crime type	31



Probationer Statistical Profile

Sample: Active & admin probationers, not in facilities  
Act probationers 10/21/2004

Requestor: Nancy Phillips, Statistician

Race and sex by current age & sex

Race and sex	M e n					W o m e n					Grand Total %
	age 00-21 %	age 22-39 %	age 40-98 %	age UNKWN %	Men Total %	age 00-21 %	age 22-39 %	age 40-98 %	age UNKWN %	Women Total %	
WHITE MALE	4226 45	26686 45	16164 51	0 0	47076 47	0 0	0 0	0 0	0 0	0 0	47076 36
NON WHITE MALE	5226 55	33157 55	15667 49	0 0	54050 53	0 0	0 0	0 0	0 0	0 0	54050 42
WHITE FEMALE	0 0	0 0	0 0	0 0	0 0	1012 51	8711 49	5058 56	0 0	14781 51	14781 11
NON WHITE FEMALE	0 0	0 0	0 0	0 0	0 0	964 49	8945 51	4055 44	0 0	13964 49	13964 11
Total reported	9452	59843	31831	0	101126	1976	17656	9113	0	28745	129871
Percent Reported	100.0	100.0	100.0		100.0	100.0	100.0	100.0		100.0	100.0
NOT REPORTED	0	0	1	0	1	0	0	0	0	0	1
Total	9452	59843	31832	0	101127	1976	17656	9113	0	28745	129872
AVERAGE W-AGE	19.89	29.57	47.93	.00	34.44	20.00	30.24	46.48	.00	34.68	34.50

\*\*\* Average age excludes missing dates of birth

Probationer Statistical Profile

Sample: Active & admin probationers, not in facilities  
Act probationers 10/21/2004

Requestor: Nancy Phillips, Statistician

Current supervision type by current age & sex

Curr supv type	M e n							W o m e n							Grand Total %
	age 00-21 %	age 22-39 %	age 40-98 %	age UNKWN %	Men Total %	age 00-21 %	age 22-39 %	age 40-98 %	age UNKWN %	Women Total %					
UNSUPERVISED	51 1	1171 2	719 2	0 0	1941 2	12 1	285 2	199 2	0 0	496 2	2437 2				
WARRANT	0 0	0 0	0 0	0 0	0 0	0 0	0 0	0 0	0 0	0 0	0 0				
BC AFTERCARE	0 0	0 0	0 0	0 0	0 0	0 0	0 0	0 0	0 0	0 0	0 0				
HOME CONFINEMENT	0 0	0 0	0 0	0 0	0 0	0 0	0 0	0 0	0 0	0 0	0 0				
INTENSIVE	740 8	1896 3	677 2	0 0	3313 3	102 5	541 3	239 3	0 0	882 3	4195 3				
MAXIMUM	124 1	1122 2	744 2	0 0	1990 2	17 1	168 1	126 1	0 0	311 1	2301 2				
HIGH	341 4	2090 3	1048 3	0 0	3479 3	34 2	403 2	231 3	0 0	668 2	4147 3				
MEDIUM	1266 13	5826 10	2809 9	0 0	9901 10	213 11	1558 9	628 7	0 0	2399 8	12300 9				
STANDARD	4427 47	15261 26	7539 24	0 0	27227 27	1182 60	5794 33	2309 25	0 0	9285 32	36512 28				
ADMINISTRATIVE	2285 24	31283 52	17716 56	0 0	51284 51	400 20	8673 49	5263 58	0 0	14336 50	65620 51				
FINANCIAL	0 0	1 0	36 0	0 0	37 0	0 0	0 0	0 0	0 0	0 0	37 0				
OBSOLETE CODES	0 0	0 0	0 0	0 0	0 0	0 0	0 0	0 0	0 0	0 0	0 0				
UNCLASSIFIED	218 2	1193 2	544 2	0 0	1955 2	16 1	234 1	118 1	0 0	368 1	2323 2				
Total reported	9452	59843	31832	0	101127	1976	17656	9113	0	28745	129872				
Percent Reported	100.0	100.0	100.0		100.0	100.0	100.0	100.0		100.0	100.0				
NOT REPORTED	0	0	0	0	0	0	0	0	0	0	0				
Total	9452	59843	31832	0	101127	1976	17656	9113	0	28745	129872				

Probationer Statistical Profile

Sample: Active & admin probationers, not in facilities  
Act probationers 10/21/2004

Requestor: Nancy Phillips, Statistician

County of conviction by current age & sex

County	M e n						W o m e n						Grand									
	age 00-21	%	age 22-39	%	age 40-98	age UNKWN	Men Total	%	age 00-21	%	age 22-39	%	age 40-98	age UNKWN	Women Total	%	Total	%				
Appling	25	0	152	0	64	0	0	0	241	0	5	0	31	0	9	0	0	0	45	0	286	0
Atkinson	16	0	76	0	36	0	0	0	128	0	2	0	17	0	9	0	0	0	28	0	156	0
Bacon	9	0	62	0	35	0	0	0	106	0	1	0	13	0	7	0	0	0	21	0	127	0
Baker	1	0	30	0	17	0	0	0	48	0	0	0	3	0	2	0	0	0	5	0	53	0
Baldwin	87	1	546	1	283	1	0	0	916	1	11	1	140	1	85	1	0	0	236	1	1152	1
Banks	16	0	101	0	76	0	0	0	193	0	2	0	42	0	24	0	0	0	68	0	261	0
Barrow	49	1	284	0	200	1	0	0	533	1	12	1	113	1	64	1	0	0	189	1	722	1
Bartow	84	1	990	2	564	2	0	0	1638	2	28	1	308	2	159	2	0	0	495	2	2133	2
Ben Hill	26	0	182	0	110	0	0	0	318	0	5	0	66	0	30	0	0	0	101	0	419	0
Berrien	26	0	131	0	104	0	0	0	261	0	10	1	39	0	17	0	0	0	66	0	327	0
Bibb	208	2	1596	3	866	3	0	0	2670	3	40	2	512	3	256	3	0	0	808	3	3478	3
Bleckley	33	0	136	0	62	0	0	0	231	0	7	0	51	0	19	0	0	0	77	0	308	0
Brantley	17	0	57	0	46	0	0	0	120	0	5	0	23	0	5	0	0	0	33	0	153	0
Brooks	25	0	131	0	56	0	0	0	212	0	4	0	21	0	15	0	0	0	40	0	252	0
Bryan	20	0	96	0	44	0	0	0	160	0	3	0	25	0	14	0	0	0	42	0	202	0
Bulloch	88	1	508	1	161	1	0	0	757	1	25	1	149	1	44	0	0	0	218	1	975	1
Burke	33	0	126	0	52	0	0	0	211	0	3	0	27	0	16	0	0	0	46	0	257	0
Butts	25	0	192	0	128	0	0	0	345	0	7	0	53	0	27	0	0	0	87	0	432	0
Calhoun	4	0	72	0	36	0	0	0	112	0	0	0	13	0	13	0	0	0	26	0	138	0
Camden	42	0	246	0	97	0	0	0	385	0	5	0	57	0	33	0	0	0	95	0	480	0
Candler	6	0	67	0	37	0	0	0	110	0	0	0	26	0	16	0	0	0	42	0	152	0
Carroll	91	1	501	1	217	1	0	0	809	1	19	1	167	1	84	1	0	0	270	1	1079	1
Catoosa	65	1	349	1	170	1	0	0	584	1	18	1	129	1	66	1	0	0	213	1	797	1
Charlton	12	0	49	0	33	0	0	0	94	0	2	0	11	0	8	0	0	0	21	0	115	0
Chatham	323	3	1761	3	858	3	0	0	2942	3	83	4	599	3	309	3	0	0	991	3	3933	3
Chattahoochee	2	0	24	0	17	0	0	0	43	0	0	0	7	0	2	0	0	0	9	0	52	0
Chattooga	25	0	222	0	117	0	0	0	364	0	12	1	70	0	36	0	0	0	118	0	482	0
Cherokee	159	2	931	2	477	1	0	0	1567	2	53	3	307	2	170	2	0	0	530	2	2097	2
Clarke	124	1	637	1	291	1	0	0	1052	1	14	1	181	1	66	1	0	0	261	1	1313	1
Clay	5	0	42	0	27	0	0	0	74	0	1	0	8	0	5	0	0	0	14	0	88	0
Clayton	292	3	871	1	410	1	0	0	1573	2	85	4	376	2	144	2	0	0	605	2	2178	2
Clinch	11	0	96	0	64	0	0	0	171	0	3	0	33	0	18	0	0	0	54	0	225	0
Cobb	687	7	4626	8	2384	7	0	0	7697	8	118	6	1293	7	757	8	0	0	2168	8	9865	8
Coffee	24	0	253	0	137	0	0	0	414	0	5	0	53	0	42	0	0	0	100	0	514	0

(continued)

Probationer Statistical Profile

Sample: Active & admin probationers, not in facilities  
Act probationers 10/21/2004

Requestor: Nancy Phillips, Statistician

County of conviction by current age & sex (continued)

County	M e n							W o m e n							Grand Total %							
	age 00-21	%	age 22-39	%	age 40-98	%	UNKWN	Men Total %	age 00-21	%	age 22-39	%	age 40-98	%		UNKWN	Women Total %					
Colquit	82	1	407	1	207	1	0	0	696	1	14	1	115	1	40	0	0	0	169	1	865	1
Columbia	81	1	332	1	135	0	0	0	548	1	8	0	85	0	63	1	0	0	156	1	704	1
Cook	31	0	254	0	147	0	0	0	432	0	2	0	52	0	41	0	0	0	95	0	527	0
Coweta	119	1	442	1	230	1	0	0	791	1	19	1	172	1	76	1	0	0	267	1	1058	1
Crawford	15	0	60	0	32	0	0	0	107	0	1	0	9	0	10	0	0	0	20	0	127	0
Crisp	45	0	279	0	136	0	0	0	460	0	21	1	112	1	39	0	0	0	172	1	632	0
Dade	25	0	174	0	91	0	0	0	290	0	2	0	69	0	23	0	0	0	94	0	384	0
Dawson	20	0	137	0	88	0	0	0	245	0	8	0	52	0	36	0	0	0	96	0	341	0
Decatur	32	0	329	1	193	1	0	0	554	1	6	0	122	1	53	1	0	0	181	1	735	1
DeKalb	460	5	2619	4	1310	4	0	0	4389	4	105	5	798	5	341	4	0	0	1244	4	5633	4
Dodge	19	0	134	0	79	0	0	0	232	0	8	0	42	0	23	0	0	0	73	0	305	0
Dooly	22	0	141	0	65	0	0	0	228	0	2	0	30	0	25	0	0	0	57	0	285	0
Dougherty	253	3	1943	3	1118	4	0	0	3314	3	48	2	532	3	276	3	0	0	856	3	4170	3
Douglas	185	2	1399	2	839	3	0	0	2423	2	64	3	520	3	279	3	0	0	863	3	3286	3
Early	28	0	168	0	86	0	0	0	282	0	2	0	46	0	19	0	0	0	67	0	349	0
Echols	0	0	13	0	15	0	0	0	28	0	1	0	0	0	2	0	0	0	3	0	31	0
Effingham	53	1	210	0	96	0	0	0	359	0	15	1	78	0	42	0	0	0	135	0	494	0
Elbert	12	0	171	0	121	0	0	0	304	0	2	0	42	0	28	0	0	0	72	0	376	0
Emanuel	32	0	130	0	58	0	0	0	220	0	5	0	31	0	17	0	0	0	53	0	273	0
Evans	12	0	66	0	32	0	0	0	110	0	6	0	20	0	5	0	0	0	31	0	141	0
Fannin	16	0	148	0	126	0	0	0	290	0	4	0	60	0	31	0	0	0	95	0	385	0
Fayette	65	1	373	1	169	1	0	0	607	1	13	1	153	1	75	1	0	0	241	1	848	1
Floyd	113	1	970	2	605	2	0	0	1688	2	33	2	365	2	213	2	0	0	611	2	2299	2
Forsyth	76	1	418	1	237	1	0	0	731	1	8	0	121	1	64	1	0	0	193	1	924	1
Franklin	24	0	153	0	119	0	0	0	296	0	3	0	42	0	21	0	0	0	66	0	362	0
Fulton	659	7	4335	7	2180	7	0	0	7174	7	74	4	814	5	456	5	0	0	1344	5	8518	7
Gilmer	26	0	220	0	153	0	0	0	399	0	4	0	71	0	49	1	0	0	124	0	523	0
Glascocock	2	0	9	0	6	0	0	0	17	0	0	0	1	0	1	0	0	0	2	0	19	0
Glynn	77	1	581	1	297	1	0	0	955	1	18	1	174	1	90	1	0	0	282	1	1237	1
Gordon	51	1	469	1	272	1	0	0	792	1	16	1	172	1	107	1	0	0	295	1	1087	1
Grady	37	0	250	0	135	0	0	0	422	0	5	0	54	0	32	0	0	0	91	0	513	0
Greene	23	0	219	0	76	0	0	0	318	0	1	0	44	0	20	0	0	0	65	0	383	0
Gwinnett	566	6	3089	5	1450	5	0	0	5105	5	116	6	868	5	423	5	0	0	1407	5	6512	5
Habersham	31	0	173	0	100	0	0	0	304	0	11	1	55	0	32	0	0	0	98	0	402	0
Hall	149	2	827	1	528	2	0	0	1504	1	31	2	311	2	156	2	0	0	498	2	2002	2

(continued)

Probationer Statistical Profile

Sample: Active & admin probationers, not in facilities  
Act probationers 10/21/2004

Requestor: Nancy Phillips, Statistician

County of conviction by current age & sex (continued)

County	M e n					W o m e n					Grand Total	%											
	age 00-21	age % 22-39	age % 40-98	age % UNKWN	Men % Total	age 00-21	age % 22-39	age % 40-98	age % UNKWN	Women % Total													
Hancock	15	0	64	0	40	0	0	0	0	119	0	0	0	12	0	8	0	0	0	20	0	139	0
Haralson	20	0	172	0	153	0	0	0	0	345	0	4	0	44	0	31	0	0	0	79	0	424	0
Harris	33	0	110	0	75	0	0	0	0	218	0	2	0	24	0	14	0	0	0	40	0	258	0
Hart	6	0	150	0	69	0	0	0	0	225	0	0	0	29	0	25	0	0	0	54	0	279	0
Heard	9	0	42	0	29	0	0	0	0	80	0	1	0	11	0	7	0	0	0	19	0	99	0
Henry	190	2	950	2	390	1	0	0	0	1530	2	33	2	282	2	136	1	0	0	451	2	1981	2
Houston	134	1	828	1	442	1	0	0	0	1404	1	27	1	295	2	100	1	0	0	422	1	1826	1
Irwin	17	0	91	0	64	0	0	0	0	172	0	2	0	13	0	9	0	0	0	24	0	196	0
Jackson	54	1	361	1	219	1	0	0	0	634	1	6	0	111	1	63	1	0	0	180	1	814	1
Jasper	18	0	87	0	60	0	0	0	0	165	0	2	0	9	0	15	0	0	0	26	0	191	0
Jeff Davis	19	0	121	0	67	0	0	0	0	207	0	4	0	20	0	15	0	0	0	39	0	246	0
Jefferson	18	0	129	0	62	0	0	0	0	209	0	3	0	20	0	8	0	0	0	31	0	240	0
Jenkins	14	0	82	0	39	0	0	0	0	135	0	2	0	22	0	7	0	0	0	31	0	166	0
Johnson	5	0	72	0	29	0	0	0	0	106	0	1	0	10	0	8	0	0	0	19	0	125	0
Jones	43	0	241	0	134	0	0	0	0	418	0	9	0	52	0	29	0	0	0	90	0	508	0
Lamar	21	0	197	0	80	0	0	0	0	298	0	8	0	46	0	17	0	0	0	71	0	369	0
Lanier	14	0	90	0	55	0	0	0	0	159	0	3	0	10	0	9	0	0	0	22	0	181	0
Laurens	45	0	426	1	230	1	0	0	0	701	1	8	0	111	1	47	1	0	0	166	1	867	1
Lee	23	0	244	0	137	0	0	0	0	404	0	12	1	40	0	22	0	0	0	74	0	478	0
Liberty	30	0	177	0	65	0	0	0	0	272	0	5	0	60	0	26	0	0	0	91	0	363	0
Lincoln	9	0	63	0	38	0	0	0	0	110	0	1	0	6	0	12	0	0	0	19	0	129	0
Long	9	0	42	0	29	0	0	0	0	80	0	1	0	6	0	8	0	0	0	15	0	95	0
Lowndes	182	2	1286	2	545	2	0	0	0	2013	2	44	2	343	2	161	2	0	0	548	2	2561	2
Lumpkin	13	0	176	0	108	0	0	0	0	297	0	6	0	52	0	26	0	0	0	84	0	381	0
Macon	11	0	130	0	117	0	0	0	0	258	0	1	0	19	0	15	0	0	0	35	0	293	0
Madison	26	0	144	0	91	0	0	0	0	261	0	3	0	35	0	27	0	0	0	65	0	326	0
Marion	15	0	52	0	34	0	0	0	0	101	0	0	0	13	0	10	0	0	0	23	0	124	0
McDuffie	22	0	166	0	78	0	0	0	0	266	0	6	0	37	0	19	0	0	0	62	0	328	0
McIntosh	13	0	69	0	45	0	0	0	0	127	0	2	0	24	0	10	0	0	0	36	0	163	0
Meriwether	27	0	148	0	108	0	0	0	0	283	0	4	0	44	0	20	0	0	0	68	0	351	0
Miller	12	0	95	0	38	0	0	0	0	145	0	3	0	16	0	9	0	0	0	28	0	173	0
Mitchell	42	0	299	0	125	0	0	0	0	466	0	1	0	80	0	33	0	0	0	114	0	580	0
Monroe	23	0	176	0	98	0	0	0	0	297	0	7	0	56	0	20	0	0	0	83	0	380	0
Montgomery	9	0	72	0	28	0	0	0	0	109	0	0	0	19	0	10	0	0	0	29	0	138	0
Morgan	7	0	126	0	79	0	0	0	0	212	0	5	0	19	0	12	0	0	0	36	0	248	0

(continued)

Probationer Statistical Profile

Sample: Active & admin probationers, not in facilities  
Act probationers 10/21/2004

Requestor: Nancy Phillips, Statistician

County of conviction by current age & sex (continued)

County	Men							Women							Grand Total	%						
	age 00-21	%	age 22-39	%	age 40-98	%	UNKWN	Men Total	age 00-21	%	age 22-39	%	age 40-98	%			UNKWN	Women Total				
Murray	23	0	181	0	74	0	0	0	278	0	2	0	42	0	20	0	0	0	64	0	342	0
Muscogee	247	3	1209	2	686	2	0	0	2142	2	65	3	514	3	252	3	0	0	831	3	2973	2
Newton	81	1	749	1	507	2	0	0	1337	1	24	1	183	1	126	1	0	0	333	1	1670	1
Oconee	14	0	67	0	33	0	0	0	114	0	1	0	21	0	12	0	0	0	34	0	148	0
Oglethorpe	6	0	75	0	46	0	0	0	127	0	0	0	9	0	6	0	0	0	15	0	142	0
Paulding	84	1	435	1	242	1	0	0	761	1	12	1	90	1	59	1	0	0	161	1	922	1
Peach	43	0	176	0	81	0	0	0	300	0	2	0	45	0	16	0	0	0	63	0	363	0
Pickens	17	0	137	0	104	0	0	0	258	0	3	0	53	0	32	0	0	0	88	0	346	0
Pierce	7	0	43	0	24	0	0	0	74	0	1	0	12	0	14	0	0	0	27	0	101	0
Pike	4	0	51	0	27	0	0	0	82	0	1	0	8	0	3	0	0	0	12	0	94	0
Polk	23	0	348	1	236	1	0	0	607	1	5	0	68	0	57	1	0	0	130	0	737	1
Pulaski	14	0	63	0	30	0	0	0	107	0	4	0	25	0	15	0	0	0	44	0	151	0
Putnam	25	0	193	0	142	0	0	0	360	0	8	0	43	0	25	0	0	0	76	0	436	0
Quitman	5	0	24	0	14	0	0	0	43	0	1	0	7	0	5	0	0	0	13	0	56	0
Rabun	16	0	95	0	68	0	0	0	179	0	10	1	25	0	26	0	0	0	61	0	240	0
Randolph	14	0	106	0	56	0	0	0	176	0	1	0	38	0	18	0	0	0	57	0	233	0
Richmond	239	3	1374	2	676	2	0	0	2289	2	49	2	499	3	231	3	0	0	779	3	3068	2
Rockdale	67	1	370	1	179	1	0	0	616	1	18	1	147	1	56	1	0	0	221	1	837	1
Schley	8	0	55	0	39	0	0	0	102	0	1	0	16	0	3	0	0	0	20	0	122	0
Screven	28	0	133	0	75	0	0	0	236	0	5	0	57	0	30	0	0	0	92	0	328	0
Seminole	14	0	127	0	73	0	0	0	214	0	5	0	33	0	14	0	0	0	52	0	266	0
Spalding	72	1	504	1	234	1	0	0	810	1	25	1	215	1	112	1	0	0	352	1	1162	1
Stephens	31	0	139	0	102	0	0	0	272	0	10	1	37	0	35	0	0	0	82	0	354	0
Stewart	2	0	75	0	48	0	0	0	125	0	0	0	12	0	13	0	0	0	25	0	150	0
Sumter	57	1	514	1	383	1	0	0	954	1	9	0	157	1	94	1	0	0	260	1	1214	1
Talbot	5	0	38	0	36	0	0	0	79	0	0	0	4	0	6	0	0	0	10	0	89	0
Taliaferro	5	0	20	0	6	0	0	0	31	0	0	0	2	0	4	0	0	0	6	0	37	0
Tattnall	20	0	78	0	55	0	0	0	153	0	2	0	19	0	18	0	0	0	39	0	192	0
Taylor	15	0	81	0	39	0	0	0	135	0	4	0	13	0	4	0	0	0	21	0	156	0
Telfair	16	0	138	0	55	0	0	0	209	0	3	0	49	0	29	0	0	0	81	0	290	0
Terrell	19	0	182	0	52	0	0	0	253	0	10	1	34	0	22	0	0	0	66	0	319	0
Thomas	119	1	709	1	345	1	0	0	1173	1	15	1	189	1	83	1	0	0	287	1	1460	1
Tift	38	0	385	1	215	1	0	0	638	1	6	0	91	1	51	1	0	0	148	1	786	1
Toombs	26	0	171	0	73	0	0	0	270	0	8	0	55	0	31	0	0	0	94	0	364	0
Towns	4	0	48	0	24	0	0	0	76	0	0	0	13	0	9	0	0	0	22	0	98	0

(continued)

Probationer Statistical Profile

Sample: Active & admin probationers, not in facilities  
Act probationers 10/21/2004

Requestor: Nancy Phillips, Statistician

County of conviction by current age & sex (continued)

County	M e n						W o m e n						Grand Total %
	age 00-21 %	age 22-39 %	age 40-98 %	age UNKWN %	Men Total %	age 00-21 %	age 22-39 %	age 40-98 %	age UNKWN %	Women Total %			
Treutlen	12 0	69 0	42 0	0 0	123 0	1 0	13 0	11 0	0 0	25 0	148 0		
Troup	104 1	514 1	264 1	0 0	882 1	27 1	203 1	80 1	0 0	310 1	1192 1		
Turner	16 0	105 0	40 0	0 0	161 0	1 0	16 0	9 0	0 0	26 0	187 0		
Twiggs	8 0	74 0	40 0	0 0	122 0	0 0	21 0	12 0	0 0	33 0	155 0		
Union	15 0	78 0	44 0	0 0	137 0	3 0	23 0	16 0	0 0	42 0	179 0		
Upson	34 0	186 0	79 0	0 0	299 0	10 1	53 0	21 0	0 0	84 0	383 0		
Walker	68 1	367 1	202 1	0 0	637 1	12 1	123 1	68 1	0 0	203 1	840 1		
Walton	74 1	653 1	457 1	0 0	1184 1	14 1	155 1	89 1	0 0	258 1	1442 1		
Ware	33 0	212 0	136 0	0 0	381 0	6 0	72 0	38 0	0 0	116 0	497 0		
Warren	5 0	48 0	31 0	0 0	84 0	2 0	4 0	0 0	0 0	6 0	90 0		
Washington	23 0	112 0	65 0	0 0	200 0	6 0	25 0	13 0	0 0	44 0	244 0		
Wayne	46 0	216 0	149 0	0 0	411 0	15 1	78 0	38 0	0 0	131 0	542 0		
Webster	10 0	32 0	37 0	0 0	79 0	2 0	5 0	4 0	0 0	11 0	90 0		
Wheeler	5 0	39 0	29 0	0 0	73 0	2 0	9 0	10 0	0 0	21 0	94 0		
White	11 0	126 0	90 0	0 0	227 0	3 0	40 0	18 0	0 0	61 0	288 0		
Whitfield	96 1	681 1	348 1	0 0	1125 1	31 2	279 2	129 1	0 0	439 2	1564 1		
Wilcox	13 0	50 0	27 0	0 0	90 0	2 0	13 0	4 0	0 0	19 0	109 0		
Wilkes	16 0	91 0	53 0	0 0	160 0	1 0	19 0	14 0	0 0	34 0	194 0		
Wilkinson	18 0	81 0	53 0	0 0	152 0	2 0	21 0	13 0	0 0	36 0	188 0		
Worth	21 0	188 0	106 0	0 0	315 0	0 0	32 0	23 0	0 0	55 0	370 0		
Out of state	167 2	1361 2	653 2	0 0	2181 2	46 2	442 3	203 2	0 0	691 2	2872 2		
Total reported	9452	59839	31831	0	101122	1976	17656	9111	0	28743	129865		
Percent Reported	100.0	100.0	100.0		100.0	100.0	100.0	100.0		100.0	100.0		
Not reported	0	4	1	0	5	0	0	2	0	2	7		
Total	9452	59843	31832	0	101127	1976	17656	9113	0	28745	129872		

Probationer Statistical Profile

Sample: Active & admin probationers, not in facilities  
Act probationers 10/21/2004

Requestor: Nancy Phillips, Statistician

Circuit of conviction by current age & sex

Circuit of conv	M e n							W o m e n							Grand Total %							
	age 00-21 %	age 22-39 %	age 40-98 %	age UNKWN %	Men Total %	age 00-21 %	age 22-39 %	age 40-98 %	age UNKWN %	Women Total %												
Alapaha	106	1	683	1	416	1	0	0	1205	1	21	1	163	1	101	1	0	0	285	1	1490	1
Alcovy	155	2	1402	2	965	3	0	0	2522	3	38	2	338	2	216	2	0	0	592	2	3114	2
Atlanta	687	7	4462	8	2268	7	0	0	7417	7	79	4	879	5	491	6	0	0	1449	5	8866	7
Atlantic	104	1	529	1	270	1	0	0	903	1	19	1	154	1	81	1	0	0	254	1	1157	1
Augusta	354	4	1845	3	867	3	0	0	3066	3	60	3	611	4	310	3	0	0	981	3	4047	3
Blue Ridge	159	2	932	2	477	2	0	0	1568	2	53	3	307	2	170	2	0	0	530	2	2098	2
Brunswick	209	2	1329	2	682	2	0	0	2220	2	47	2	362	2	189	2	0	0	598	2	2818	2
Chattahoochee	324	3	1523	3	890	3	0	0	2737	3	73	4	581	3	290	3	0	0	944	3	3681	3
Cherokee	141	2	1465	3	839	3	0	0	2445	2	44	2	480	3	268	3	0	0	792	3	3237	3
Clayton	292	3	868	1	409	1	0	0	1569	2	85	4	375	2	144	2	0	0	604	2	2173	2
Cobb	687	7	4626	8	2383	8	0	0	7696	8	118	6	1289	7	756	8	0	0	2163	8	9859	8
Conasauga	124	1	891	2	438	1	0	0	1453	1	35	2	332	2	156	2	0	0	523	2	1976	2
Cordele	106	1	652	1	338	1	0	0	1096	1	30	2	221	1	98	1	0	0	349	1	1445	1
Coweta	350	4	1647	3	848	3	0	0	2845	3	70	4	597	3	267	3	0	0	934	3	3779	3
Dougherty	253	3	1943	3	1118	4	0	0	3314	3	48	2	532	3	276	3	0	0	856	3	4170	3
Dublin	70	1	641	1	341	1	0	0	1052	1	10	1	155	1	78	1	0	0	243	1	1295	1
Eastern	323	3	1761	3	857	3	0	0	2941	3	83	4	598	3	309	3	0	0	990	4	3931	3
Flint	190	2	950	2	390	1	0	0	1530	2	33	2	282	2	136	2	0	0	451	2	1981	2
Griffin	175	2	1114	2	509	2	0	0	1798	2	49	3	429	2	211	2	0	0	689	2	2487	2
Gwinnett	566	6	3088	5	1450	5	0	0	5104	5	116	6	868	5	423	5	0	0	1407	5	6511	5
Houston	134	1	828	1	442	1	0	0	1404	1	27	1	295	2	100	1	0	0	422	2	1826	1
Lookout Mountain	183	2	1112	2	580	2	0	0	1875	2	44	2	391	2	193	2	0	0	628	2	2503	2
Macon	266	3	1832	3	979	3	0	0	3077	3	43	2	566	3	282	3	0	0	891	3	3968	3
Middle	105	1	609	1	295	1	0	0	1009	1	22	1	157	1	85	1	0	0	264	1	1273	1
Mountain	78	1	407	1	270	1	0	0	755	1	31	2	117	1	93	1	0	0	241	1	996	1
Northeastern	169	2	964	2	616	2	0	0	1749	2	39	2	363	2	192	2	0	0	594	2	2343	2
Northern	74	1	693	1	446	1	0	0	1213	1	8	0	157	1	107	1	0	0	272	1	1485	1
Ocmulgee	236	3	1557	3	867	3	0	0	2660	3	38	2	340	2	207	2	0	0	585	2	3245	3
Oconee	96	1	582	1	283	1	0	0	961	1	24	1	195	1	106	1	0	0	325	1	1286	1
Ogeechee	183	2	933	2	371	1	0	0	1487	2	47	2	306	2	123	1	0	0	476	2	1963	2
Pataula	97	1	744	1	346	1	0	0	1187	1	23	1	182	1	92	1	0	0	297	1	1484	1
Piedmont	119	1	746	1	495	2	0	0	1360	1	20	1	266	2	151	2	0	0	437	2	1797	1
Rome	113	1	970	2	605	2	0	0	1688	2	33	2	365	2	213	2	0	0	611	2	2299	2
South Georgia	116	1	980	2	506	2	0	0	1602	2	12	1	272	2	133	1	0	0	417	1	2019	2

(continued)



Probationer Statistical Profile

Sample: Active & admin probationers, not in facilities  
Act probationers 10/21/2004

Requestor: Nancy Phillips, Statistician

Circuit of conviction by current age & sex (continued)

Circuit of conv	M e n								W o m e n								Grand					
	age	%	age	%	age	%	age	%	Men	%	age	%	age	%	age	%	Women	%	Total	%		
Southern	408	4	2546	4	1168	4	0	0	4122	4	78	4	668	4	301	3	0	0	1047	4	5169	4
Southwestern	111	1	1050	2	761	2	0	0	1922	2	25	1	249	1	151	2	0	0	425	2	2347	2
Stone Mountain	460	5	2618	4	1310	4	0	0	4388	4	105	5	798	5	341	4	0	0	1244	4	5632	4
Tallapoosa	43	0	520	1	389	1	0	0	952	1	9	0	112	1	88	1	0	0	209	1	1161	1
Tifton	92	1	769	1	425	1	0	0	1286	1	9	0	152	1	92	1	0	0	253	1	1539	1
Toombs	59	1	397	1	212	1	0	0	668	1	10	1	69	0	50	1	0	0	129	0	797	1
Waycross	102	1	676	1	411	1	0	0	1189	1	20	1	184	1	114	1	0	0	318	1	1507	1
Western	138	1	704	1	324	1	0	0	1166	1	15	1	202	1	78	1	0	0	295	1	1461	1
Rockdale	67	1	370	1	179	1	0	0	616	1	18	1	147	1	56	1	0	0	221	1	837	1
Douglas	185	2	1399	2	839	3	0	0	2423	2	64	3	520	3	279	3	0	0	863	3	3286	3
Appalachian	59	1	505	1	383	1	0	0	947	1	11	1	184	1	112	1	0	0	307	1	1254	1
Enotah	43	0	428	1	266	1	0	0	737	1	12	1	128	1	69	1	0	0	209	1	946	1
Bell-Forsyth	76	1	418	1	237	1	0	0	731	1	8	0	121	1	64	1	0	0	193	1	924	1
Towaliga	69	1	565	1	306	1	0	0	940	1	22	1	155	1	64	1	0	0	241	1	1181	1
Paulding	84	1	435	1	242	1	0	0	761	1	12	1	90	1	59	1	0	0	161	1	922	1
OUT OF STATE	167	2	1361	2	654	2	0	0	2182	2	46	2	442	3	203	2	0	0	691	2	2873	2
Total reported	9507		60069		31962		0		101538		1986		17746		9168		0		28900		130438	
Percent Reported	100.6		100.4		100.4				100.4		100.5		100.5		100.6				100.5		100.4	
NOT REPORTED	95		652		391		0		1138		26		157		99		0		282		1420	
Total	9452		59843		31832		0		101127		1976		17656		9113		0		28745		129872	

Probationer Statistical Profile

Sample: Active & admin probationers, not in facilities  
Act probationers 10/21/2004

Requestor: Nancy Phillips, Statistician

Circuit of supervision by current age & sex

Circuit of supv	M e n							W o m e n							Grand Total %							
	age 00-21 %	age 22-39 %	age 40-98 %	age UNKWN %	Men Total %	age 00-21 %	age 22-39 %	age 40-98 %	age UNKWN %	Women Total %												
Alapaha	95	1	652	1	391	1	0	0	1138	1	26	1	157	1	99	1	0	0	282	1	1420	1
Alcovy	152	2	1413	2	917	3	0	0	2482	2	40	2	338	2	216	2	0	0	594	2	3076	2
Atlanta	763	8	5277	9	2622	8	0	0	8662	9	108	5	1136	6	593	7	0	0	1837	6	10499	8
Atlantic	111	1	529	1	279	1	0	0	919	1	27	1	188	1	78	1	0	0	293	1	1212	1
Augusta	361	4	1951	3	908	3	0	0	3220	3	62	3	613	3	311	3	0	0	986	3	4206	3
Blue Ridge	144	2	889	1	476	1	0	0	1509	1	48	2	290	2	164	2	0	0	502	2	2011	2
Brunswick	225	2	1351	2	693	2	0	0	2269	2	49	2	381	2	196	2	0	0	626	2	2895	2
Chattahoochee	320	3	1564	3	909	3	0	0	2793	3	67	3	591	3	299	3	0	0	957	3	3750	3
Cherokee	138	1	1478	2	855	3	0	0	2471	2	40	2	480	3	278	3	0	0	798	3	3269	3
Clayton	278	3	960	2	450	1	0	0	1688	2	72	4	406	2	157	2	0	0	635	2	2323	2
Cobb	666	7	4247	7	2133	7	0	0	7046	7	95	5	1181	7	690	8	0	0	1966	7	9012	7
Conasauga	135	1	954	2	473	1	0	0	1562	2	36	2	360	2	161	2	0	0	557	2	2119	2
Cordele	100	1	600	1	333	1	0	0	1033	1	28	1	207	1	82	1	0	0	317	1	1350	1
Coweta	353	4	1675	3	889	3	0	0	2917	3	74	4	614	3	272	3	0	0	960	3	3877	3
Dougherty	256	3	1996	3	1126	4	0	0	3378	3	54	3	536	3	281	3	0	0	871	3	4249	3
Dublin	77	1	617	1	334	1	0	0	1028	1	12	1	166	1	82	1	0	0	260	1	1288	1
Eastern	327	3	1803	3	899	3	0	0	3029	3	82	4	596	3	313	3	0	0	991	3	4020	3
Flint	169	2	872	1	397	1	0	0	1438	1	31	2	257	1	137	2	0	0	425	1	1863	1
Griffin	179	2	1078	2	522	2	0	0	1779	2	50	3	384	2	199	2	0	0	633	2	2412	2
Gwinnett	594	6	3094	5	1395	4	0	0	5083	5	119	6	862	5	404	4	0	0	1385	5	6468	5
Houston	128	1	744	1	401	1	0	0	1273	1	25	1	258	1	103	1	0	0	386	1	1659	1
Lookout Mountain	182	2	1137	2	614	2	0	0	1933	2	41	2	394	2	197	2	0	0	632	2	2565	2
Macon	284	3	2025	3	1076	3	0	0	3385	3	41	2	610	3	310	3	0	0	961	3	4346	3
Middle	108	1	645	1	313	1	0	0	1066	1	21	1	177	1	91	1	0	0	289	1	1355	1
Mountain	91	1	434	1	286	1	0	0	811	1	34	2	127	1	100	1	0	0	261	1	1072	1
Northeastern	172	2	1026	2	629	2	0	0	1827	2	43	2	368	2	197	2	0	0	608	2	2435	2
Northern	69	1	716	1	462	1	0	0	1247	1	9	0	187	1	118	1	0	0	314	1	1561	1
Ocmulgee	210	2	1428	2	836	3	0	0	2474	2	38	2	334	2	201	2	0	0	573	2	3047	2
Oconee	90	1	569	1	286	1	0	0	945	1	22	1	192	1	98	1	0	0	312	1	1257	1
Ogeechee	165	2	848	1	362	1	0	0	1375	1	43	2	292	2	123	1	0	0	458	2	1833	1
Pataula	95	1	717	1	344	1	0	0	1156	1	21	1	181	1	99	1	0	0	301	1	1457	1
Piedmont	105	1	740	1	476	1	0	0	1321	1	18	1	256	1	146	2	0	0	420	1	1741	1
Rome	110	1	955	2	593	2	0	0	1658	2	38	2	353	2	200	2	0	0	591	2	2249	2
South Georgia	108	1	999	2	529	2	0	0	1636	2	12	1	281	2	131	1	0	0	424	1	2060	2

(continued)

Probationer Statistical Profile

Sample: Active & admin probationers, not in facilities  
Act probationers 10/21/2004

Requestor: Nancy Phillips, Statistician

Circuit of supervision by current age & sex (continued)

Circuit of supv	M e n								W o m e n								Grand					
	age	age	age	age	Men	Men	age	age	age	age	age	age	Women	Women	Total	%						
	00-21	%	22-39	%	40-98	%	UNKWN	%	00-21	%	22-39	%	40-98	%	UNKWN	%	Total	%				
Southern	409	4	2557	4	1177	4	0	0	4143	4	78	4	652	4	297	3	0	0	1027	4	5170	4
Southwestern	112	1	996	2	729	2	0	0	1837	2	20	1	252	1	149	2	0	0	421	1	2258	2
Stone Mountain	510	5	3011	5	1438	5	0	0	4959	5	125	6	906	5	386	4	0	0	1417	5	6376	5
Tallapoosa	52	1	574	1	396	1	0	0	1022	1	15	1	146	1	103	1	0	0	264	1	1286	1
Tifton	93	1	805	1	425	1	0	0	1323	1	12	1	159	1	104	1	0	0	275	1	1598	1
Toombs	55	1	374	1	211	1	0	0	640	1	9	0	69	0	46	1	0	0	124	0	764	1
Waycross	108	1	712	1	432	1	0	0	1252	1	22	1	188	1	123	1	0	0	333	1	1585	1
Western	141	1	739	1	345	1	0	0	1225	1	21	1	193	1	85	1	0	0	299	1	1524	1
Rockdale	77	1	386	1	194	1	0	0	657	1	17	1	148	1	58	1	0	0	223	1	880	1
Douglas	157	2	1234	2	716	2	0	0	2107	2	54	3	429	2	228	3	0	0	711	2	2818	2
Appalachian	61	1	520	1	408	1	0	0	989	1	15	1	193	1	114	1	0	0	322	1	1311	1
Enotah	50	1	419	1	269	1	0	0	738	1	9	0	143	1	74	1	0	0	226	1	964	1
Bell-Forsyth	68	1	369	1	221	1	0	0	658	1	12	1	118	1	59	1	0	0	189	1	847	1
Towaliga	67	1	514	1	305	1	0	0	886	1	17	1	160	1	63	1	0	0	240	1	1126	1
Paulding	96	1	539	1	290	1	0	0	925	1	20	1	132	1	82	1	0	0	234	1	1159	1
Total reported	9416		59732		31764		0		100912		1972		17641		9097		0		28710		129622	

Probationer Statistical Profile

Sample: Active & admin probationers, not in facilities  
Act probationers 10/21/2004

Requestor: Nancy Phillips, Statistician

Sentence length in years by current age & sex

Sentence (in years)	M e n				W o m e n				Grand Total	%	
	age 00-21	age 22-39	age 40-98	age UNKWN	Men Total	age 00-21	age 22-39	age 40-98			age UNKWN
0-1	36	170	76	0	282	12	42	23	0	77	359
1.1-2	250	1026	490	0	1766	69	307	136	0	512	2278
2.1-3	911	3082	1432	0	5425	297	1112	471	0	1880	7305
3.1-4	1109	4569	2199	0	7877	351	1882	733	0	2966	10843
4.1-5	1135	5834	2660	0	9629	171	1684	794	0	2649	12278
5.1-6	3477	17527	8308	0	29312	681	5856	2618	0	9155	38467
6.1-7	360	2868	1464	0	4692	66	793	427	0	1286	5978
7.1-8	413	3907	1903	0	6223	68	941	482	0	1491	7714
8.1-9	330	3059	1662	0	5051	45	794	484	0	1323	6374
9.1-10	136	1838	1072	0	3046	21	417	250	0	688	3734
10.1-12	1048	10171	5721	0	16940	162	2823	1763	0	4748	21688
12.1-15	62	1771	1266	0	3099	7	326	259	0	592	3691
15.1-20	127	2408	1819	0	4354	23	431	386	0	840	5194
20.1-OVER	58	1604	1676	0	3338	3	248	285	0	536	3874
INDEFINITE	0	0	0	0	0	0	0	0	0	0	0
Total reported	9452	59834	31748	0	101034	1976	17656	9111	0	28743	129777
Percent Reported	100.0	100.0	99.7		99.9	100.0	100.0	100.0		100.0	99.9
NOT REPORTED	0	9	84	0	93	0	0	2	0	2	95
Total	9452	59843	31832	0	101127	1976	17656	9113	0	28745	129872
AVERAGE EXCLUDING INDEFINITE	5.49	7.12	8.00	.00	7.24	4.86	6.38	7.32	.00	6.57	7.09

Probationer Statistical Profile

Sample: Active & admin probationers, not in facilities  
Act probationers 10/21/2004

Requestor: Nancy Phillips, Statistician

Time served in years by current age & sex

Time served (in yrs)	M e n				W o m e n				Grand Total %		
	age 00-21 %	age 22-39 %	age 40-98 %	age UNKWN %	Men Total %	age 00-21 %	age 22-39 %	age 40-98 %		age UNKWN %	Women Total %
0-1	4842 51	16901 28	7733 24	0 0	29476 29	1023 52	5176 29	2250 25	0 0	8449 29	37925 29
1.1-2	2814 30	13387 22	6392 20	0 0	22593 22	629 32	4311 24	1861 20	0 0	6801 24	29394 23
2.1-3	1336 14	9920 17	4865 15	0 0	16121 16	252 13	3125 18	1521 17	0 0	4898 17	21019 16
3.1-4	387 4	6981 12	3731 12	0 0	11099 11	64 3	2025 11	1124 12	0 0	3213 11	14312 11
4.1-5	63 1	5241 9	2987 9	0 0	8291 8	8 0	1413 8	882 10	0 0	2303 8	10594 8
5.1-6	7 0	2618 4	1693 5	0 0	4318 4	0 0	589 3	424 5	0 0	1013 4	5331 4
6.1-7	1 0	1616 3	1006 3	0 0	2623 3	0 0	393 2	292 3	0 0	685 2	3308 3
7.1-8	0 0	1060 2	727 2	0 0	1787 2	0 0	247 1	199 2	0 0	446 2	2233 2
8.1-9	2 0	699 1	578 2	0 0	1279 1	0 0	144 1	141 2	0 0	285 1	1564 1
9.1-10	0 0	556 1	429 1	0 0	985 1	0 0	106 1	128 1	0 0	234 1	1219 1
10.1-12	0 0	394 1	511 2	0 0	905 1	0 0	74 0	97 1	0 0	171 1	1076 1
12.1-15	0 0	322 1	597 2	0 0	919 1	0 0	35 0	105 1	0 0	140 0	1059 1
15.1-20	0 0	107 0	394 1	0 0	501 0	0 0	12 0	59 1	0 0	71 0	572 0
20.1-OVER	0 0	39 0	187 1	0 0	226 0	0 0	6 0	29 0	0 0	35 0	261 0
Total reported	9452	59841	31830	0	101123	1976	17656	9112	0	28744	129867
Percent Reported	100.0	100.0	100.0		100.0	100.0	100.0	100.0		100.0	100.0
NOT REPORTED	0	2	2	0	4	0	0	1	0	1	5
Total	9452	59843	31832	0	101127	1976	17656	9113	0	28745	129872
AVERAGE TIME SERVED	1.19	2.64	3.49	.00	2.77	1.13	2.38	3.21	.00	2.55	2.72

Probationer Statistical Profile

Sample: Active & admin probationers, not in facilities  
Act probationers 10/21/2004

Requestor: Nancy Phillips, Statistician

Time left to serve by current age & sex

Time left (in years)	M e n				W o m e n				Grand Total %		
	age 00-21 %	age 22-39 %	age 40-98 %	age UNKWN %	Men Total %	age 00-21 %	age 22-39 %	age 40-98 %		age UNKWN %	Women Total %
0-1	752 8	9203 15	5216 16	0 0	15171 15	239 12	2900 16	1597 18	0 0	4736 16	19907 15
1.1-2	1285 14	9572 16	5113 16	0 0	15970 16	377 19	3125 18	1532 17	0 0	5034 18	21004 16
2.1-3	1647 17	9391 16	4745 15	0 0	15783 16	347 18	2953 17	1429 16	0 0	4729 16	20512 16
3.1-4	1719 18	8249 14	4145 13	0 0	14113 14	308 16	2475 14	1182 13	0 0	3965 14	18078 14
4.1-5	1846 20	7425 12	3551 11	0 0	12822 13	352 18	2245 13	1065 12	0 0	3662 13	16484 13
5.1-6	371 4	3313 6	1827 6	0 0	5511 5	64 3	831 5	502 6	0 0	1397 5	6908 5
6.1-7	378 4	3120 5	1737 5	0 0	5235 5	64 3	817 5	477 5	0 0	1358 5	6593 5
7.1-8	362 4	2516 4	1299 4	0 0	4177 4	54 3	680 4	391 4	0 0	1125 4	5302 4
8.1-9	393 4	2159 4	1128 4	0 0	3680 4	58 3	545 3	288 3	0 0	891 3	4571 4
9.1-10	450 5	1917 3	978 3	0 0	3345 3	81 4	552 3	254 3	0 0	887 3	4232 3
10.1-12	77 1	892 1	593 2	0 0	1562 2	1 0	147 1	111 1	0 0	259 1	1821 1
12.1-15	100 1	1162 2	680 2	0 0	1942 2	27 1	204 1	128 1	0 0	359 1	2301 2
15.1-20	62 1	607 1	450 1	0 0	1119 1	4 0	134 1	92 1	0 0	230 1	1349 1
20.1-OVER	9 0	285 0	272 1	0 0	566 1	0 0	42 0	58 1	0 0	100 0	666 1
INDEFINITE	0 0	0 0	0 0	0 0	0 0	0 0	0 0	0 0	0 0	0 0	0 0
NONE	1 0	22 0	13 0	0 0	36 0	0 0	6 0	6 0	0 0	12 0	48 0
Total reported	9452	59833	31747	0	101032	1976	17656	9112	0	28744	129776
Percent Reported	100.0	100.0	99.7		99.9	100.0	100.0	100.0		100.0	99.9
NOT REPORTED	0	10	85	0	95	0	0	1	0	1	96
Total	9452	59843	31832	0	101127	1976	17656	9113	0	28745	129872
AVERAGE EXCLUDING INDEFINITE, NONE	4.19	4.06	4.22	.00	4.13	3.65	3.70	3.92	.00	3.77	4.05

Probationer Statistical Profile

Sample: Active & admin probationers, not in facilities  
Act probationers 10/21/2004

Requestor: Nancy Phillips, Statistician

Case type by current age & sex

Case type	Men				Women				Grand Total	%
	age 00-21	age 22-39	age 40-98	age UNKWN	age 00-21	age 22-39	age 40-98	age UNKWN		
PRESENTENCE	0	0	0	0	0	0	0	0	0	0
SPLIT SENTENCE	169	2	5823	10	4645	15	0	0	10637	11
STRAIGHT SENTENCE	9115	96	52628	88	26467	83	0	0	88210	87
ABANDONMENT&BASTARDY	0	0	5	0	52	0	0	0	57	0
OUT OF STATE PROB	168	2	1378	2	664	2	0	0	2210	2
OUT OF STATE A&B	0	0	0	0	1	0	0	0	1	0
SUSPENDED SENTENCE	0	0	9	0	3	0	0	0	12	0
Total reported	9452		59843		31832		0		101127	
Percent Reported	100.0		100.0		100.0				100.0	
NOT REPORTED	0		0		0		0		0	
Total	9452		59843		31832		0		101127	

Probationer Statistical Profile

Sample: Active & admin probationers, not in facilities  
Act probationers 10/21/2004

Requestor: Nancy Phillips, Statistician

Release type by current age & sex

Release type	M e n					W o m e n					Grand					
	age 00-21	age 22-39	age 40-98	age UNKWN	Men Total	age 00-21	age 22-39	age 40-98	age UNKWN	Women Total	Total	%				
TRANSF OUT OF STATE	0	0	0	0	0	0	0	0	0	0	0	0				
REVOKED (TECHNICAL)	0	0	0	0	0	0	0	0	0	0	0	0				
REVOKED (NEW SENT)	0	0	0	0	0	0	0	0	0	0	0	0				
REVOKED (NEW CRIME)	0	0	0	0	0	0	0	0	0	0	0	0				
ABSCONDED (TOLLED)	0	0	0	0	0	0	0	0	0	0	0	0				
ABSCONDED (NON-TOLL)	0	0	0	0	0	0	0	0	0	0	0	0				
TERMINATED BY COURT	0	0	0	0	0	0	0	0	0	0	0	0				
OUT OF STATE TERM	0	0	0	0	0	0	0	0	0	0	0	0				
DEATH	0	0	0	0	0	0	0	0	0	0	0	0				
FINAN OBLIG COMPLETE	0	0	0	0	0	0	0	0	0	0	0	0				
OTHER	0	0	0	0	0	0	0	0	0	0	0	0				
NORMAL RELEASE	0	0	0	0	0	0	0	0	0	0	0	0				
A & B SPECIAL TERM	0	0	0	0	0	0	0	0	0	0	0	0				
INDEP JURISDICTION	0	0	0	0	0	0	0	0	0	0	0	0				
ACTIVE	9452	100	59843	100	31832	100	0	101127	100	1976	100	17656	9113	0	28745	129872
Total reported	9452	100.0	59843	100.0	31832	100.0	0	101127	100.0	1976	100.0	17656	9113	0	28745	129872
Percent Reported	100.0		100.0		100.0			100.0		100.0		100.0	100.0		100.0	100.0
NOT REPORTED	0		0		0		0	0		0		0	0	0	0	0
Total	9452		59843		31832		0	101127		1976		17656	9113	0	28745	129872



Probationer Statistical Profile

Sample: Active & admin probationers, not in facilities  
Act probationers 10/21/2004

Requestor: Nancy Phillips, Statistician

First offender status by current age & sex

1stOffndr	M e n				W o m e n				Grand Total %		
	age 00-21 %	age 22-39 %	age 40-98 %	age UNKWN %	Men Total %	age 00-21 %	age 22-39 %	age 40-98 %		age UNKWN %	Women Total %
FIRST OFFNDR STATUS	5312 56	17273 29	5377 17	0 0	27962 28	1402 71	8009 45	2827 31	0 0	12238 43	40200 31
NO FIRST OFFNDR STAT	4140 44	42570 71	26455 83	0 0	73165 72	574 29	9647 55	6286 69	0 0	16507 57	89672 69
Total reported	9452	59843	31832	0	101127	1976	17656	9113	0	28745	129872
Percent Reported	100.0	100.0	100.0		100.0	100.0	100.0	100.0		100.0	100.0
NOT REPORTED	0	0	0	0	0	0	0	0	0	0	0
Total	9452	59843	31832	0	101127	1976	17656	9113	0	28745	129872

Probationer Statistical Profile

Sample: Active & admin probationers, not in facilities  
Act probationers 10/21/2004

Requestor: Nancy Phillips, Statistician

Type probationer by current age & sex

Type probationer	M e n					W o m e n					Grand Total %
	age 00-21 %	age 22-39 %	age 40-98 %	age UNKWN %	Men Total %	age 00-21 %	age 22-39 %	age 40-98 %	age UNKWN %	Women Total %	
MISDEMEANANT	61 1	397 1	270 1	0 0	728 1	7 0	105 1	72 1	0 0	184 1	912 1
FELON	9391 99	59432 99	31506 99	0 0	100329 99	1966 99	17543 99	9030 99	0 0	28539 99	128868 99
ABANDONMENT&BASTARDY	0 0	5 0	53 0	0 0	58 0	0 0	1 0	0 0	0 0	1 0	59 0
SUSPENDED SENTENCE	0 0	9 0	3 0	0 0	12 0	3 0	7 0	11 0	0 0	21 0	33 0
Total reported	9452	59843	31832	0	101127	1976	17656	9113	0	28745	129872
Percent Reported	100.0	100.0	100.0		100.0	100.0	100.0	100.0		100.0	100.0
NOT REPORTED	0	0	0	0	0	0	0	0	0	0	0
Total	9452	59843	31832	0	101127	1976	17656	9113	0	28745	129872

Probationer Statistical Profile

Sample: Active & admin probationers, not in facilities  
Act probationers 10/21/2004

Requestor: Nancy Phillips, Statistician

Most serious crime by group by current age & sex

Crime group	Men						Women						Grand Total	%
	age 00-21	age 22-39	age 40-98	age UNKWN	Men Total	Men %	age 00-21	age 22-39	age 40-98	age UNKWN	Women Total	Women %		
HOMICIDE	16	362	273	0	651	1	6	86	95	0	187	1	838	1
ABORTION	0	1	0	0	1	0	0	2	0	0	2	0	3	0
BODILY INJURY&REL OFF	689	6885	4729	0	12303	12	157	1313	681	0	2151	7	14454	11
ARSON & REL OFF	31	264	179	0	474	0	10	84	77	0	171	1	645	0
DAMAGE OF PROPERTY	230	691	235	0	1156	1	43	181	50	0	274	1	1430	1
BURGLARY & REL OFF	1627	6068	2108	0	9803	10	118	643	225	0	986	3	10789	8
FORGERY & REL OFF	480	4644	2311	0	7435	7	402	4434	1762	0	6598	23	14033	11
THEFT	2013	7556	3705	0	13274	13	524	3766	1761	0	6051	21	19325	15
ROBBERY	310	1795	620	0	2725	3	34	192	64	0	290	1	3015	2
SEXUAL OFFENSES	467	2794	2509	0	5770	6	13	131	61	0	205	1	5975	5
OBSCENITY CRIMES	0	5	10	0	15	0	0	1	1	0	2	0	17	0
TREASON & REL OFF	4	41	20	0	65	0	2	22	13	0	37	0	102	0
CRIMES INVOLVNG GOVT	191	1364	548	0	2103	2	35	406	215	0	656	2	2759	2
FALSIFICATIONS	32	184	92	0	308	0	18	155	53	0	226	1	534	0
OBSTRUCT LAW ENFORCE	15	156	73	0	244	0	9	70	27	0	106	0	350	0
DISORDERLY CONDUCT	66	217	94	0	377	0	5	20	21	0	46	0	423	0
GAMBLING & REL OFF	5	32	28	0	65	0	1	13	11	0	25	0	90	0
CRUELTY TO CHILDREN	26	625	435	0	1086	1	14	457	161	0	632	2	1718	1
CRIMES WITH GUNS	202	2018	1358	0	3578	4	31	137	104	0	272	1	3850	3
INVASION PRIVACY	12	81	61	0	154	0	0	0	1	0	1	0	155	0
RACKETEERING	2	17	28	0	47	0	0	13	11	0	24	0	71	0
DRUG ABUSE OFFENSES	2864	22023	10354	0	35241	35	519	5071	3353	0	8943	31	44184	34
DRUG TRAFFICKING	12	278	232	0	522	1	10	76	63	0	149	1	671	1
AUTO CRIMES	10	893	1252	0	2155	2	3	81	129	0	213	1	2368	2
REVENUE & CONTRABAND	2	6	5	0	13	0	1	8	6	0	15	0	28	0
CRIMES OF OTH STATES	25	193	113	0	331	0	4	83	32	0	119	0	450	0
MISC. FELONIES	55	238	133	0	426	0	10	96	58	0	164	1	590	0
MISDEMEANORS	61	399	314	0	774	1	7	108	75	0	190	1	964	1
Total reported	9447	59830	31819	0	101096		1976	17649	9110	0	28735		129831	
Percent Reported	99.9	100.0	100.0		100.0		100.0	100.0	100.0		100.0		100.0	
NOT REPORTED	5	13	13	0	31		0	7	3	0	10		41	
Total	9452	59843	31832	0	101127		1976	17656	9113	0	28745		129872	

Probationer Statistical Profile

Sample: Active & admin probationers, not in facilities  
Act probationers 10/21/2004

Requestor: Nancy Phillips, Statistician

Most serious offense by current age & sex

Most serious offense	Men					Women					Grand Total
	age 00-21 %	age 22-39 %	age 40-98 %	age UNKWN %	Men Total %	age 00-21 %	age 22-39 %	age 40-98 %	age UNKWN %	Women Total %	
Misdemeanors											
abandonment	0 0	2 0	42 0	0 0	44 0	0 0	0 0	0 0	0 0	0 0	44 0
non-support	0 0	0 0	1 0	0 0	1 0	0 0	1 0	0 0	0 0	1 0	2 0
stalking	0 0	1 0	2 0	0 0	3 0	0 0	0 0	0 0	0 0	0 0	3 0
assault & battery	1 0	10 0	1 0	0 0	12 0	0 0	0 0	0 0	0 0	0 0	12 0
atmpt murder	0 0	0 0	1 0	0 0	1 0	0 0	0 0	0 0	0 0	0 0	1 0
aggravated assault	0 0	10 0	10 0	0 0	20 0	0 0	3 0	0 0	0 0	3 0	23 0
simple assault	1 0	8 0	4 0	0 0	13 0	0 0	1 0	0 0	0 0	1 0	14 0
simple battery	2 0	18 0	22 0	0 0	42 0	0 0	4 0	1 0	0 0	5 0	47 0
shooting at another	0 0	0 0	1 0	0 0	1 0	0 0	0 0	0 0	0 0	0 0	1 0
concealing a death	0 0	0 0	0 0	0 0	0 0	0 0	1 0	0 0	0 0	1 0	1 0
leave scene had inju	0 0	0 0	1 0	0 0	1 0	0 0	0 0	0 0	0 0	0 0	1 0
criml intfer govt pr	2 0	1 0	0 0	0 0	3 0	0 0	0 0	0 0	0 0	0 0	3 0
reckless conduct	2 0	5 0	0 0	0 0	7 0	0 0	0 0	1 0	0 0	1 0	8 0
disorderly conduct	1 0	0 0	1 0	0 0	2 0	0 0	0 0	0 0	0 0	0 0	2 0
cruelty to children	0 0	3 0	0 0	0 0	3 0	1 0	0 0	0 0	0 0	1 0	4 0
larceny	1 0	0 0	1 0	0 0	2 0	1 0	2 0	0 0	0 0	3 0	5 0
receiving stolen goo	2 0	6 0	2 0	0 0	10 0	0 0	1 0	0 0	0 0	1 0	11 0
theft by taking	3 0	24 0	9 0	0 0	36 0	0 0	17 0	9 0	0 0	26 0	62 0
robbery	1 0	2 0	1 0	0 0	4 0	0 0	3 0	0 0	0 0	3 0	7 0
burglary	0 0	11 0	3 0	0 0	14 0	0 0	0 0	1 0	0 0	1 0	15 0
bad checks	0 0	6 0	13 0	0 0	19 0	0 0	9 0	14 0	0 0	23 0	42 0
fraudulent checks	0 0	2 0	3 0	0 0	5 0	0 0	1 0	1 0	0 0	2 0	7 0
forgery	0 0	7 0	2 0	0 0	9 0	0 0	4 0	2 0	0 0	6 0	15 0
worthless checks	0 0	0 0	0 0	0 0	0 0	0 0	2 0	2 0	0 0	4 0	4 0
s/d of narcotics	1 0	8 0	0 0	0 0	9 0	0 0	0 0	0 0	0 0	0 0	9 0
public drunkenness	0 0	1 0	0 0	0 0	1 0	0 0	0 0	0 0	0 0	0 0	1 0
s/d dep,stim,cntrf d	0 0	2 0	0 0	0 0	2 0	0 0	0 0	0 0	0 0	0 0	2 0
s/d of marijuana	0 0	4 0	1 0	0 0	5 0	0 0	0 0	0 0	0 0	0 0	5 0
poss of narcotics	0 0	3 0	0 0	0 0	3 0	0 0	0 0	0 0	0 0	0 0	3 0
poss dep,stim,cntrf	0 0	1 0	0 0	0 0	1 0	1 0	0 0	0 0	0 0	1 0	2 0
poss of lsd	0 0	1 0	0 0	0 0	1 0	0 0	0 0	0 0	0 0	0 0	1 0
poss of marijuana	2 0	15 0	10 0	0 0	27 0	0 0	3 0	0 0	0 0	3 0	30 0
viol motor veh law	3 0	31 0	18 0	0 0	52 0	0 0	4 0	2 0	0 0	6 0	58 0

(continued)

Probationer Statistical Profile

Sample: Active & admin probationers, not in facilities  
Act probationers 10/21/2004

Requestor: Nancy Phillips, Statistician

Most serious offense by current age & sex (continued)

Most serious offense	Men					Women					Grand Total	%
	age 00-21 %	age 22-39 %	age 40-98 %	age UNKWN %	Men Total	age 00-21 %	age 22-39 %	age 40-98 %	age UNKWN %	Women Total		
dui	7 0	58 0	61 0	0 0	126 0	0 0	8 0	14 0	0 0	22 0	148 0	
obstr of law enf off	4 0	27 0	10 0	0 0	41 0	2 0	1 0	2 0	0 0	5 0	46 0	
impersonating anothe	0 0	3 0	2 0	0 0	5 0	0 0	1 0	1 0	0 0	2 0	7 0	
crmn1 trespassing	3 0	7 0	5 0	0 0	15 0	1 0	1 0	0 0	0 0	2 0	17 0	
illegal attm to obt	0 0	1 0	0 0	0 0	1 0	0 0	2 0	0 0	0 0	2 0	3 0	
crmn1 damage	3 0	2 0	2 0	0 0	7 0	1 0	2 0	0 0	0 0	3 0	10 0	
terroristic threats	1 0	0 0	3 0	0 0	4 0	0 0	0 0	1 0	0 0	1 0	5 0	
viol ga cntrl subst	3 0	29 0	12 0	0 0	44 0	0 0	4 0	4 0	0 0	8 0	52 0	
prostitution	1 0	0 0	0 0	0 0	1 0	0 0	0 0	0 0	0 0	0 0	1 0	
public indecency	0 0	3 0	2 0	0 0	5 0	0 0	0 0	0 0	0 0	0 0	5 0	
peeping tom	0 0	1 0	0 0	0 0	1 0	0 0	0 0	0 0	0 0	0 0	1 0	
molesting a minor	0 0	0 0	3 0	0 0	3 0	0 0	0 0	0 0	0 0	0 0	3 0	
sexual battery	2 0	4 0	4 0	0 0	10 0	0 0	0 0	0 0	0 0	0 0	10 0	
escape	0 0	0 0	1 0	0 0	1 0	0 0	0 0	0 0	0 0	0 0	1 0	
cpwl & concealed wea	1 0	4 0	1 0	0 0	6 0	0 0	0 0	0 0	0 0	0 0	6 0	
shoplifting	0 0	4 0	8 0	0 0	12 0	0 0	5 0	1 0	0 0	6 0	18 0	
pointing gun at anot	1 0	0 0	3 0	0 0	4 0	0 0	1 0	0 0	0 0	1 0	5 0	
deadly weapons in pu	0 0	2 0	0 0	0 0	2 0	0 0	0 0	0 0	0 0	0 0	2 0	
crmn1 attempt	1 0	0 0	0 0	0 0	1 0	0 0	0 0	0 0	0 0	0 0	1 0	
other misdemeanor	6 0	16 0	17 0	0 0	39 0	0 0	4 0	8 0	0 0	12 0	51 0	
riot	0 0	0 0	1 0	0 0	1 0	0 0	0 0	0 0	0 0	0 0	1 0	
fighting in public p	0 0	1 0	0 0	0 0	1 0	0 0	1 0	0 0	0 0	1 0	2 0	
family violence batt	0 0	3 0	0 0	0 0	3 0	0 0	1 0	0 0	0 0	1 0	4 0	
misc public order of	0 0	1 0	0 0	0 0	1 0	0 0	0 0	0 0	0 0	0 0	1 0	
misuse firearm hunti	0 0	1 0	0 0	0 0	1 0	0 0	0 0	0 0	0 0	0 0	1 0	
cruelty to animals	0 0	0 0	0 0	0 0	0 0	0 0	0 0	1 0	0 0	1 0	1 0	
lottery violation	0 0	0 0	0 0	0 0	0 0	0 0	1 0	0 0	0 0	1 0	1 0	
off agnst pub hlth/m	0 0	6 0	4 0	0 0	10 0	0 0	1 0	0 0	0 0	1 0	11 0	
failr fil/mntn abort	0 0	0 0	1 0	0 0	1 0	0 0	0 0	0 0	0 0	0 0	1 0	
involuntary manslaug	0 0	0 0	2 0	0 0	2 0	0 0	0 0	0 0	0 0	0 0	2 0	
theft by deception <	0 0	2 0	0 0	0 0	2 0	0 0	1 0	0 0	0 0	1 0	3 0	
theft/lost/property<	0 0	1 0	0 0	0 0	1 0	0 0	0 0	0 0	0 0	0 0	1 0	
theft of services <	0 0	1 0	0 0	0 0	1 0	0 0	0 0	0 0	0 0	0 0	1 0	
theft by conversion	0 0	2 0	1 0	0 0	3 0	0 0	3 0	2 0	0 0	5 0	8 0	
theft motor vehicle,	0 0	2 0	2 0	0 0	4 0	0 0	0 0	0 0	0 0	0 0	4 0	

(continued)

Probationer Statistical Profile

Sample: Active & admin probationers, not in facilities  
Act probationers 10/21/2004

Requestor: Nancy Phillips, Statistician

Most serious offense by current age & sex (continued)

Most serious offense	Men						Women						Grand	
	age 00-21	age 22-39	age 40-98	age UNKWN	Men Total	Men %	age 00-21	age 22-39	age 40-98	age UNKWN	Women Total	Women %	Grand Total	Grand %
conversn paymnt real	0 0	1 0	0 0	0 0	1 0		0 0	0 0	0 0	0 0	0 0		1 0	
entrng mot veh crim	0 0	4 0	0 0	0 0	4 0		0 0	0 0	0 0	0 0	0 0		4 0	
viol forgery&fraud p	0 0	1 0	1 0	0 0	2 0		0 0	0 0	1 0	0 0	1 0		3 0	
obtn/attmpt drugs il	0 0	1 0	2 0	0 0	3 0		0 0	1 0	2 0	0 0	3 0		6 0	
mfg/dist imitate con	0 0	1 0	1 0	0 0	2 0		0 0	0 0	0 0	0 0	0 0		2 0	
misc sexual offenses	1 0	2 0	3 0	0 0	6 0		0 0	0 0	0 0	0 0	0 0		6 0	
providing sex mat mi	0 0	0 0	1 0	0 0	1 0		0 0	0 0	0 0	0 0	0 0		1 0	
dng instrmtalties &	0 0	1 0	0 0	0 0	1 0		0 0	0 0	0 0	0 0	0 0		1 0	
furnish liquor to mi	1 0	1 0	0 0	0 0	2 0		0 0	0 0	0 0	0 0	0 0		2 0	
poss alc bev by juve	2 0	0 0	1 0	0 0	3 0		0 0	1 0	0 0	0 0	1 0		4 0	
viol motor veh licen	0 0	2 0	0 0	0 0	2 0		0 0	0 0	0 0	0 0	0 0		2 0	
conspiracy commit mis	1 0	1 0	0 0	0 0	2 0		0 0	0 0	0 0	0 0	0 0		2 0	
misc misdemeanor	1 0	19 0	10 0	0 0	30 0		0 0	13 0	5 0	0 0	18 0		48 0	
viol othr states law	0 0	2 0	1 0	0 0	3 0		0 0	0 0	0 0	0 0	0 0		3 0	
-----														
FELONIES														
-----														
MISC HOMICIDE OFFENS	1 0	9 0	7 0	0 0	17 0		1 0	2 0	0 0	0 0	3 0		20 0	
MURDER	0 0	5 0	7 0	0 0	12 0		0 0	7 0	1 0	0 0	8 0		20 0	
VOLUNTARY MANSLAUGHT	1 0	84 0	115 0	0 0	200 0		0 0	24 0	43 0	0 0	67 0		267 0	
INVOLUNTARY MANSLAUG	4 0	60 0	20 0	0 0	84 0		2 0	14 0	14 0	0 0	30 0		114 0	
RECKLESS ABANDONMENT	1 0	0 0	0 0	0 0	1 0		0 0	0 0	0 0	0 0	0 0		1 0	
FETICIDE	0 0	1 0	0 0	0 0	1 0		0 0	1 0	0 0	0 0	1 0		2 0	
VEHICULAR HOMICIDE	8 0	191 0	110 0	0 0	309 0		2 0	36 0	28 0	0 0	66 0		375 0	
HOMICIDE BY PILOT DU	0 0	1 0	1 0	0 0	2 0		0 0	0 0	0 0	0 0	0 0		2 0	
CONCEAL DEATH OF ANO	0 0	2 0	1 0	0 0	3 0		1 0	0 0	1 0	0 0	2 0		5 0	
ATMPT MURDER	1 0	9 0	12 0	0 0	22 0		0 0	2 0	8 0	0 0	10 0		32 0	
MISC ABORTION	0 0	0 0	0 0	0 0	0 0		0 0	1 0	0 0	0 0	1 0		1 0	
CRMNL ABORTION	0 0	1 0	0 0	0 0	1 0		0 0	1 0	0 0	0 0	1 0		2 0	
MISC ASSAULT/BATTERY	4 0	101 0	70 0	0 0	175 0		0 0	11 0	4 0	0 0	15 0		190 0	
FAMILY VIOLENCE BATT	4 0	64 0	34 0	0 0	102 0		1 0	4 0	2 0	0 0	7 0		109 0	
AGGRAV ASSAULT	397 4	4091 7	2803 9	0 0	7291 7		110 6	992 6	516 6	0 0	1618 6		8909 7	
ATMPT AGGRAV ASSAULT	1 0	14 0	11 0	0 0	26 0		0 0	4 0	4 0	0 0	8 0		34 0	
AGGRAV BATTERY	54 1	479 1	304 1	0 0	837 1		3 0	66 0	23 0	0 0	92 0		929 1	

(continued)

Probationer Statistical Profile

Sample: Active & admin probationers, not in facilities  
Act probationers 10/21/2004

Requestor: Nancy Phillips, Statistician

Most serious offense by current age & sex (continued)

Most serious offense	Men							Women							Grand							
	age	age	age	age	Men	Men	age	age	age	age	Women	Women	Total	Total								
	00-21	%	22-39	%	40-98	%	UNKWN	%	Total	%	00-21	%	22-39	%	40-98	%	UNKWN	%	Total	%		
TERRORIST THREATS & FALSE IMPRISONMENT	153	2	902	2	684	2	0	0	1739	2	31	2	126	1	64	1	0	0	221	1	1960	2
FALSE IMPRISONMENT	19	0	271	0	119	0	0	0	409	0	1	0	16	0	7	0	0	0	24	0	433	0
FALSE IMPRIS COLOR L	0	0	1	0	1	0	0	0	2	0	0	0	0	0	0	0	0	0	0	0	2	0
KIDNAPPING	1	0	80	0	52	0	0	0	133	0	0	0	2	0	2	0	0	0	4	0	137	0
INTERFERENCE WITH CU	6	0	27	0	20	0	0	0	53	0	1	0	12	0	10	0	0	0	23	0	76	0
AGGRAV ASSAULT POLICE	6	0	147	0	118	0	0	0	271	0	3	0	16	0	13	0	0	0	32	0	303	0
AGGRAV BATTERY PEACE	1	0	5	0	2	0	0	0	8	0	0	0	2	0	0	0	0	0	2	0	10	0
SIMPLE BATTERY	9	0	85	0	52	0	0	0	146	0	0	0	12	0	7	0	0	0	19	0	165	0
RECK COND	0	0	8	0	4	0	0	0	12	0	0	0	6	0	1	0	0	0	7	0	19	0
INJURY BY VEHICLE	4	0	20	0	7	0	0	0	31	0	1	0	6	0	3	0	0	0	10	0	41	0
STALKING	0	0	19	0	20	0	0	0	39	0	0	0	1	0	1	0	0	0	2	0	41	0
AGGRAV STALKING	30	0	569	1	423	1	0	0	1022	1	6	0	37	0	24	0	0	0	67	0	1089	1
ATMPT KIDNAP	0	0	2	0	5	0	0	0	7	0	0	0	0	0	0	0	0	0	0	0	7	0
ARSON MISC	2	0	17	0	14	0	0	0	33	0	2	0	4	0	5	0	0	0	11	0	44	0
ARSON 1ST DEGREE	15	0	179	0	143	0	0	0	337	0	7	0	64	0	63	1	0	0	134	0	471	0
ARSON 2ND DEGREE	8	0	48	0	17	0	0	0	73	0	0	0	8	0	7	0	0	0	15	0	88	0
ARSON 3RD DEGREE	2	0	16	0	5	0	0	0	23	0	1	0	6	0	2	0	0	0	9	0	32	0
CRMNL POSS EXPLOSIVE	4	0	4	0	0	0	0	0	8	0	0	0	2	0	0	0	0	0	2	0	10	0
MISC CRIMINAL DAMAGE	2	0	10	0	2	0	0	0	14	0	0	0	1	0	0	0	0	0	1	0	15	0
CRMNL DAMAGE 1ST DEG	42	0	159	0	70	0	0	0	271	0	5	0	33	0	10	0	0	0	48	0	319	0
CRMNL DAMAGE 2ND DEG	167	2	461	1	144	0	0	0	772	1	37	2	131	1	35	0	0	0	203	1	975	1
DAMAGE, DESTROY SECR	3	0	11	0	6	0	0	0	20	0	0	0	5	0	2	0	0	0	7	0	27	0
VANDALISM TO CHURCH	3	0	6	0	0	0	0	0	9	0	1	0	1	0	1	0	0	0	3	0	12	0
ALTER ID	13	0	44	0	13	0	0	0	70	0	0	0	10	0	2	0	0	0	12	0	82	0
BURGLARY	1518	16	5882	10	2052	7	0	0	9452	9	112	6	631	4	220	2	0	0	963	3	10415	8
POSS BURGLAR TOOLS	77	1	112	0	34	0	0	0	223	0	6	0	8	0	2	0	0	0	16	0	239	0
ATMPT BURGLARY	32	0	74	0	22	0	0	0	128	0	0	0	4	0	3	0	0	0	7	0	135	0
MISC FORGERY	2	0	17	0	12	0	0	0	31	0	1	0	19	0	10	0	0	0	30	0	61	0
FORGERY 1ST DEGREE	321	3	3498	6	1796	6	0	0	5615	6	272	14	3329	19	1420	16	0	0	5021	18	10636	8
FORGERY 2ND DEGREE	40	0	229	0	55	0	0	0	324	0	10	1	93	1	25	0	0	0	128	0	452	0
BAD CHECKS	9	0	165	0	160	1	0	0	334	0	12	1	165	1	65	1	0	0	242	1	576	0
ILLEGAL USE-CREDIT C	3	0	9	0	7	0	0	0	19	0	1	0	16	0	3	0	0	0	20	0	39	0
THEFT CREDIT CARD	25	0	94	0	30	0	0	0	149	0	13	1	82	0	19	0	0	0	114	0	263	0
FORGERY CREDIT CARD	4	0	21	0	8	0	0	0	33	0	7	0	46	0	6	0	0	0	59	0	92	0
FRAUDULENT CREDIT CA	53	1	329	1	96	0	0	0	478	0	64	3	382	2	84	1	0	0	530	2	1008	1

(continued)

Probationer Statistical Profile

Sample: Active & admin probationers, not in facilities  
Act probationers 10/21/2004

Requestor: Nancy Phillips, Statistician

Most serious offense by current age & sex (continued)

Most serious offense	Men				Women				Grand Total	%	
	age 00-21	age 22-39	age 40-98	age UNKWN	age 00-21	age 22-39	age 40-98	age UNKWN			
CRMNL POSS CREDIT CA	0 0	3 0	1 0	0 0	4 0	1 0	1 0	1 0	0 0	3 0	7 0
RECV GDS,SRVS FRAUD	2 0	5 0	13 0	0 0	20 0	0 0	17 0	10 0	0 0	27 0	47 0
FINANCIAL IDENTITY F	2 0	30 0	10 0	0 0	42 0	4 0	39 0	10 0	0 0	53 0	95 0
TELECOMMUNICATIONS F	1 0	21 0	11 0	0 0	33 0	0 0	4 0	1 0	0 0	5 0	38 0
COMPUTER THEFT	1 0	9 0	0 0	0 0	10 0	0 0	7 0	1 0	0 0	8 0	18 0
COMPUTER TRESPASS	2 0	0 0	0 0	0 0	2 0	0 0	2 0	0 0	0 0	2 0	4 0
ATMPT FORGERY	0 0	3 0	0 0	0 0	3 0	1 0	0 0	3 0	0 0	4 0	7 0
FAILLR PAY NATRL PRD/	0 0	0 0	1 0	0 0	1 0	0 0	0 0	1 0	0 0	1 0	2 0
FRAUDULENT ACCESS CO	2 0	33 0	9 0	0 0	44 0	5 0	43 0	6 0	0 0	54 0	98 0
MISC FRAUD	13 0	178 0	102 0	0 0	293 0	11 1	189 1	97 1	0 0	297 1	590 0
THEFT BY TAKING	688 7	3269 6	1749 6	0 0	5706 6	196 10	1967 11	966 11	0 0	3129 11	8835 7
THEFT BY DECEPTION	14 0	204 0	195 1	0 0	413 0	8 0	173 1	94 1	0 0	275 1	688 1
THEFT BY EXTORTION	0 0	6 0	2 0	0 0	8 0	0 0	5 0	3 0	0 0	8 0	16 0
THEFT OF LOST PROPER	3 0	15 0	7 0	0 0	25 0	0 0	8 0	5 0	0 0	13 0	38 0
THEFT BY REC STOLEN	618 7	2123 4	666 2	0 0	3407 3	55 3	322 2	79 1	0 0	456 2	3863 3
THEFT OF SERVICES	4 0	44 0	23 0	0 0	71 0	1 0	21 0	12 0	0 0	34 0	105 0
THEFT BY CONVERSION	8 0	195 0	253 1	0 0	456 0	4 0	142 1	88 1	0 0	234 1	690 1
THEFT OF TRADE SECRE	0 0	3 0	1 0	0 0	4 0	0 0	1 0	0 0	0 0	1 0	5 0
CONVSN PAYMNTS REAL	0 0	10 0	23 0	0 0	33 0	0 0	0 0	0 0	0 0	0 0	33 0
ATMPT THEFT BY TAKIN	5 0	4 0	0 0	0 0	9 0	0 0	2 0	1 0	0 0	3 0	12 0
THEFT MOTORVEH OR PA	115 1	436 1	177 1	0 0	728 1	20 1	66 0	13 0	0 0	99 0	827 1
THEFT OF LEASED PERS	0 0	2 0	1 0	0 0	3 0	0 0	4 0	0 0	0 0	4 0	7 0
THEFT BRING PROP IN	14 0	60 0	21 0	0 0	95 0	2 0	7 0	3 0	0 0	12 0	107 0
THEFT RECV PROP OUT	6 0	17 0	5 0	0 0	28 0	0 0	4 0	2 0	0 0	6 0	34 0
LIVESTOCK THEFT	0 0	8 0	4 0	0 0	12 0	0 0	1 0	0 0	0 0	1 0	13 0
THEFT BY SHOPLIFTING	107 1	580 1	459 1	0 0	1146 1	225 12	996 6	485 5	0 0	1706 6	2852 2
ENTERING VEHICLE	431 5	580 1	119 0	0 0	1130 1	13 1	47 0	9 0	0 0	69 0	1199 1
STEAL ALTER PUBLIC D	0 0	0 0	0 0	0 0	0 0	0 0	0 0	1 0	0 0	1 0	1 0
ROBBERY	240 3	1246 2	365 1	0 0	1851 2	24 1	149 1	52 1	0 0	225 1	2076 2
ARMED ROBBERY	23 0	399 1	214 1	0 0	636 1	3 0	27 0	9 0	0 0	39 0	675 1
ROBBERY BY FORCE	2 0	14 0	2 0	0 0	18 0	4 0	1 0	0 0	0 0	5 0	23 0
ROBBERY BY INTIMIDAT	9 0	19 0	4 0	0 0	32 0	0 0	2 0	1 0	0 0	3 0	35 0
ROBBERY BY SUDDEN SN	3 0	8 0	6 0	0 0	17 0	0 0	3 0	0 0	0 0	3 0	20 0
HIJACKING MOTOR VEHI	1 0	2 0	0 0	0 0	3 0	0 0	0 0	0 0	0 0	0 0	3 0
ATMPT ROBBERY	20 0	63 0	21 0	0 0	104 0	3 0	8 0	2 0	0 0	13 0	117 0

(continued)



Probationer Statistical Profile

Sample: Active & admin probationers, not in facilities  
Act probationers 10/21/2004

Requestor: Nancy Phillips, Statistician

Most serious offense by current age & sex (continued)

Most serious offense	Men						Women						Grand					
	age	age	age	age	Men	Men	age	age	age	age	Women	Women	Total	%				
	00-21	%	22-39	%	40-98	%	00-21	%	22-39	%	40-98	%	UNKWN	%	Total	%		
ATMPT ARMED ROBBERY	12	0	44	0	8	0	0	0	2	0	0	0	0	0	2	0	66	0
MISC SEXUAL OFFENSE	8	0	60	0	53	0	0	0	1	0	1	0	0	0	2	0	123	0
RAPE	4	0	110	0	108	0	0	0	1	0	0	0	0	0	1	0	223	0
SODOMY	5	0	24	0	43	0	0	0	3	0	0	0	0	0	3	0	75	0
AGGRAV SODOMY	0	0	44	0	80	0	0	0	0	0	1	0	0	0	1	0	125	0
BESTIALITY	0	0	1	0	3	0	0	0	0	0	0	0	0	0	0	0	4	0
INCEST	3	0	30	0	115	0	0	0	5	0	7	0	0	0	13	0	161	0
BIGAMY	0	0	8	0	6	0	0	0	0	0	1	0	0	0	1	0	15	0
AGGRAV SEXUAL BATTER	2	0	27	0	32	0	0	0	1	0	0	0	0	0	1	0	62	0
PIMPING A MINOR UNDE	0	0	0	0	1	0	0	0	0	0	0	0	0	0	0	0	1	0
PANDERING BY COMPULS	0	0	3	0	3	0	0	0	0	0	0	0	0	0	1	0	7	0
STATUTORY RAPE	275	3	1169	2	131	0	0	0	37	0	8	0	0	0	48	0	1623	1
CHILD MOLESTATION	132	1	996	2	1555	5	0	0	52	0	32	0	0	0	88	0	2771	2
ENTICING CHILD-INDEC	22	0	126	0	137	0	0	0	15	0	4	0	0	0	22	0	307	0
AGGRAV CHILD MOLESTA	8	0	106	0	191	1	0	0	6	0	1	0	0	0	8	0	313	0
SEXL/ASLT/AGN/PERS/	1	0	25	0	15	0	0	0	9	0	6	0	0	0	15	0	56	0
SEXUAL ASLT BY THERA	0	0	1	0	0	0	0	0	0	0	0	0	0	0	0	0	1	0
SOLICIT SODOMY FROM	0	0	4	0	5	0	0	0	1	0	0	0	0	0	1	0	10	0
SEX OFFENDER FAIL RE	1	0	12	0	10	0	0	0	0	0	0	0	0	0	0	0	23	0
ENTICE CHILD, ATTEMP	0	0	1	0	0	0	0	0	0	0	0	0	0	0	0	0	1	0
ATMPT RAPE	2	0	37	0	14	0	0	0	0	0	0	0	0	0	0	0	53	0
ATMPT SODOMY	0	0	1	0	3	0	0	0	0	0	0	0	0	0	0	0	4	0
ATMPT AGGRAV SODOMY	0	0	1	0	1	0	0	0	0	0	0	0	0	0	0	0	2	0
ATMPT CHILD MOLESTAT	0	0	2	0	2	0	0	0	0	0	0	0	0	0	0	0	4	0
AGG ASLT W ATMPT TO	3	0	6	0	1	0	0	0	0	0	0	0	0	0	0	0	10	0
STATUTORY RAPE,ATMPT	1	0	0	0	0	0	0	0	0	0	0	0	0	0	0	0	1	0
MISC OBSCENITY	0	0	1	0	4	0	0	0	0	0	0	0	0	0	0	0	5	0
DISTRIBUTING OBSCENE	0	0	1	0	2	0	0	0	1	0	1	0	0	0	2	0	5	0
DISTR MAT DEPICT NUD	0	0	3	0	2	0	0	0	0	0	0	0	0	0	0	0	5	0
PROV SEX MATER TO MI	0	0	0	0	2	0	0	0	0	0	0	0	0	0	0	0	2	0
MISC PUBLIC ORDER	1	0	4	0	1	0	0	0	0	0	3	0	0	0	3	0	9	0
INSURRECTION	0	0	1	0	0	0	0	0	0	0	0	0	0	0	0	0	1	0
INCITING TO INSURREC	0	0	1	0	2	0	0	0	0	0	0	0	0	0	0	0	3	0
ADVOC OVERTHROW OF G	0	0	0	0	1	0	0	0	0	0	0	0	0	0	0	0	1	0
FALSE SWEARNG WRITTN	3	0	35	0	16	0	0	0	2	0	22	0	10	0	34	0	88	0

(continued)

Probationer Statistical Profile

Sample: Active & admin probationers, not in facilities  
Act probationers 10/21/2004

Requestor: Nancy Phillips, Statistician

Most serious offense by current age & sex (continued)

Most serious offense	Men						Women						Grand Total	%
	age 00-21	age 22-39	age 40-98	age UNKWN	Men Total	Men %	age 00-21	age 22-39	age 40-98	age UNKWN	Women Total	Women %		
BRIBERY GOVT OFFICER	0	14	13	0	27	0	0	4	2	0	6	33	0	
VIOL OATH PUBLIC OFF	0	4	3	0	7	0	0	0	1	0	1	8	0	
INFLUENCE LEGISLATIV	0	0	1	0	1	0	0	0	0	0	0	1	0	
INFLUENCE GOVT OFFIC	0	3	0	0	3	0	0	0	0	0	0	3	0	
DEFRAUDING STATE	0	11	28	0	39	0	137	88	0	0	225	264	0	
FALSE CERTIFICATES	1	8	4	0	13	0	7	0	0	0	7	20	0	
INFLUENCING WITNESS	3	10	3	0	16	0	7	1	0	0	8	24	0	
OBSTR OF LAW ENF OFF	187	1312	495	0	1994	35	249	123	0	0	407	2401	2	
TAMPERING WITH EVIDE	0	2	1	0	3	0	2	0	0	0	2	5	0	
MISC JUDICIAL PROCEE	0	0	1	0	1	0	2	0	0	0	2	3	0	
PERJURY	1	13	11	0	25	3	17	7	0	0	27	52	0	
FALSE SWEARING	1	20	5	0	26	0	24	7	0	0	31	57	0	
SUBORNATION OF PERJU	0	0	0	0	0	0	2	0	0	0	2	2	0	
IMPERSONATION	1	3	1	0	5	0	10	1	0	0	11	16	0	
IMPERSONATING OFFICE	4	35	23	0	62	0	6	2	0	0	8	70	0	
BARRATRY	1	4	1	0	6	0	1	1	0	0	2	8	0	
EMBRACERY	0	1	0	0	1	0	1	0	0	0	1	2	0	
FALSE STATEMENTS GOV	24	105	49	0	178	15	89	35	0	0	139	317	0	
UNAUTH REPRESENTN PEAC	0	0	1	0	1	0	0	0	0	0	0	1	0	
IMPERSNING IN LEGAL	0	3	0	0	3	0	3	0	0	0	3	6	0	
ESCAPE	2	80	42	0	124	1	12	8	0	0	21	145	0	
AIDING ESCAPE	2	4	2	0	8	1	6	2	0	0	9	17	0	
HINDERING APPREH OR	7	40	14	0	61	6	46	15	0	0	67	128	0	
COMPOUNDING A CRIME	0	3	1	0	4	0	1	1	0	0	2	6	0	
MUTINY IN PENAL INST	1	0	2	0	3	0	0	0	0	0	0	3	0	
BAIL JUMPING	2	27	12	0	41	1	5	1	0	0	7	48	0	
ATMPT ESCAPE	1	2	0	0	3	0	0	0	0	0	0	3	0	
FALSE PUBLIC ALARM	14	20	4	0	38	2	3	3	0	0	8	46	0	
CRMNL INTERFERE GOVT	52	197	90	0	339	3	17	18	0	0	38	377	0	
MISC GAMBLING/RELATE	0	1	1	0	2	0	0	1	0	0	1	3	0	
COMMERICAL GAMBLING	0	4	17	0	21	0	2	9	0	0	11	32	0	
BRIBERY OF CONTESTAN	1	3	0	0	4	0	3	0	0	0	3	7	0	
SOLICIT/ACCEPTING BR	0	1	1	0	2	0	0	0	0	0	0	2	0	
GAMBLING ACT ON BUSI	0	0	2	0	2	0	1	0	0	0	1	3	0	
DOGFIGHTING	1	12	4	0	17	0	0	1	0	0	1	18	0	

(continued)

Probationer Statistical Profile

Sample: Active & admin probationers, not in facilities  
Act probationers 10/21/2004

Requestor: Nancy Phillips, Statistician

Most serious offense by current age & sex (continued)

Most serious offense	Men				Women				Grand Total	%	
	age 00-21 %	age 22-39 %	age 40-98 %	age UNKWN %	Men Total	age 00-21 %	age 22-39 %	age 40-98 %			age UNKWN %
LOTTERY VIOLATION	2 0	6 0	3 0	0 0	11 0	1 0	6 0	0 0	0 0	7 0	18 0
BUS HIJACKING	0 0	1 0	0 0	0 0	1 0	0 0	0 0	0 0	0 0	0 0	1 0
BOARDING BUS W/CONCL	0 0	1 0	0 0	0 0	1 0	0 0	1 0	0 0	0 0	1 0	2 0
REMOVAL BAGGAGE,CARG	1 0	3 0	0 0	0 0	4 0	0 0	0 0	0 0	0 0	0 0	4 0
CRUELTY TO CHILDREN	20 0	557 1	361 1	0 0	938 1	14 1	445 3	157 2	0 0	616 2	1554 1
ATMPT CRUELTY TO CHI	0 0	1 0	0 0	0 0	1 0	0 0	1 0	0 0	0 0	1 0	2 0
SEX EXPLOITATION CHI	4 0	29 0	30 0	0 0	63 0	0 0	5 0	2 0	0 0	7 0	70 0
ABANDONMENT OF CHIL	0 0	31 0	41 0	0 0	72 0	0 0	1 0	1 0	0 0	2 0	74 0
UNLWFL AD ADOPT CHIL	0 0	0 0	0 0	0 0	0 0	0 0	1 0	0 0	0 0	1 0	1 0
CNTRBTNG DELINQENCY	2 0	7 0	3 0	0 0	12 0	0 0	4 0	1 0	0 0	5 0	17 0
MISC WEAPON/EXPLOSIV	9 0	26 0	8 0	0 0	43 0	1 0	3 0	0 0	0 0	4 0	47 0
CARRY CONCEALED WEAP	16 0	51 0	8 0	0 0	75 0	2 0	0 0	1 0	0 0	3 0	78 0
CARRY PISTL WITHOUT	0 0	4 0	1 0	0 0	5 0	0 0	0 0	0 0	0 0	0 0	5 0
ALTER PISTL LICENSE	0 0	1 0	0 0	0 0	1 0	0 0	0 0	0 0	0 0	0 0	1 0
MACHINE GUN ACTIVITI	0 0	0 0	1 0	0 0	1 0	0 0	0 0	0 0	0 0	0 0	1 0
POSS OF FIREARM DUR	47 1	623 1	259 1	0 0	929 1	3 0	45 0	45 1	0 0	93 0	1022 1
POSS KNIFE DURING CR	0 0	1 0	0 0	0 0	1 0	0 0	0 0	0 0	0 0	0 0	1 0
POSS OF CERTAIN WEAP	18 0	98 0	55 0	0 0	171 0	2 0	8 0	3 0	0 0	13 0	184 0
POSS FIREARM CONVCT	21 0	1135 2	1012 3	0 0	2168 2	0 0	71 0	54 1	0 0	125 0	2293 2
CARRY WEAPON AT SCHO	83 1	56 0	5 0	0 0	144 0	22 1	5 0	1 0	0 0	28 0	172 0
GUARD LINE WITH WEAP	0 0	4 0	0 0	0 0	4 0	0 0	4 0	0 0	0 0	4 0	8 0
POSS WEAPON BY PRISO	0 0	5 0	0 0	0 0	5 0	1 0	1 0	0 0	0 0	2 0	7 0
MISUSE FIREARM HUNTI	0 0	3 0	3 0	0 0	6 0	0 0	0 0	0 0	0 0	0 0	6 0
CRUELTY TO ANIMALS	6 0	8 0	2 0	0 0	16 0	0 0	0 0	0 0	0 0	0 0	16 0
AGGRAV CRUELTY TO AN	2 0	3 0	4 0	0 0	9 0	0 0	0 0	0 0	0 0	0 0	9 0
MISC INVASION OF PRI	1 0	5 0	3 0	0 0	9 0	0 0	0 0	1 0	0 0	1 0	10 0
EAVESDROP & SURVEILL	0 0	11 0	12 0	0 0	23 0	0 0	0 0	0 0	0 0	0 0	23 0
PEEPING TOM	11 0	64 0	46 0	0 0	121 0	0 0	0 0	0 0	0 0	0 0	121 0
P/S/D OF EAVESDROP D	0 0	1 0	0 0	0 0	1 0	0 0	0 0	0 0	0 0	0 0	1 0
RACKETEERING	2 0	17 0	28 0	0 0	47 0	0 0	13 0	11 0	0 0	24 0	71 0
S/D NARCOTICS OPIATE	21 0	277 0	176 1	0 0	474 0	5 0	56 0	56 1	0 0	117 0	591 0
S/D DEP STIM CNTRF D	40 0	292 0	137 0	0 0	469 0	5 0	77 0	41 0	0 0	123 0	592 0
S/D OF LSD	1 0	25 0	0 0	0 0	26 0	0 0	1 0	1 0	0 0	2 0	28 0
S/D OF MARIJUANA	366 4	1975 3	475 2	0 0	2816 3	28 1	245 1	124 1	0 0	397 1	3213 3
S/D OF ALCOHOLIC IN	0 0	2 0	1 0	0 0	3 0	0 0	0 0	0 0	0 0	0 0	3 0

(continued)

Probationer Statistical Profile

Sample: Active & admin probationers, not in facilities  
Act probationers 10/21/2004

Requestor: Nancy Phillips, Statistician

Most serious offense by current age & sex (continued)

Most serious offense	Men							Women							Grand Total	%
	age 00-21	age 22-39	age 40-98	age UNKWN	Men Total	age 00-21	age 22-39	age 40-98	age UNKWN	Women Total						
POSS NARCOTICS OPIAT	66	498	290	0	854	20	127	113	0	260	1114	1				
POSS DEP STIM CNTRF	112	820	381	0	1313	55	362	177	0	594	1907	1				
POSS OF LSD	5	49	3	0	57	0	3	1	0	4	61	0				
POSS OF MARIJUANA	273	1465	464	0	2202	30	220	104	0	354	2556	2				
ILLEGAL POSS/MANF LI	0	3	5	0	8	0	1	0	0	1	9	0				
ILLEGAL ATTN TO OBT	4	59	52	0	115	2	106	90	0	198	313	0				
VIOL GA CNTRL SBST A	1166	9313	4454	0	14933	279	2549	1597	0	4425	19358	15				
VIOL DNGROUS DRGS AC	8	73	35	0	116	2	27	16	0	45	161	0				
UNLWFL MFG/DEL/DIST	9	53	44	0	106	1	9	6	0	16	122	0				
POSS DRUG RELATED MA	4	37	21	0	62	1	15	10	0	26	88	0				
S/D CONT SUB PUBLIC	11	87	19	0	117	0	12	11	0	23	140	0				
S/D CONT SUB SCHOOL	16	67	8	0	91	1	12	1	0	14	105	0				
S/D COCAINE	227	2456	970	0	3653	23	309	245	0	577	4230	3				
POSS OF COCAINE	525	4319	2682	0	7526	64	866	686	0	1616	9142	7				
ATMPT VIOL SUBSTANCE	10	153	137	0	300	3	74	74	0	151	451	0				
MISC DRUGS TRAFFICKI	3	53	34	0	90	1	17	3	0	21	111	0				
TRAF COCAINE LESS 20	1	94	78	0	173	2	14	20	0	36	209	0				
TRAF COCAINE 201-400	2	21	21	0	44	1	3	4	0	8	52	0				
TRAF COCAINE 401+ GM	0	6	15	0	21	0	0	2	0	2	23	0				
TRAF NARCOTIC LESS 1	0	1	1	0	2	0	1	0	0	1	3	0				
TRAF NARCOTIC 15-28	0	2	1	0	3	1	0	1	0	2	5	0				
TRAF NARCOTIC 29+ GM	0	2	1	0	3	0	0	1	0	1	4	0				
TRAF MARIJNA 101-200	0	18	17	0	35	0	5	2	0	7	42	0				
TRAF MARIJNA 2001-10	0	5	0	0	5	1	1	1	0	3	8	0				
TRAF MARIJNA 10001+	0	3	1	0	4	0	0	1	0	1	5	0				
TRAF METHAQUALONE< 4	0	4	7	0	11	1	4	1	0	6	17	0				
TRAF METHAQUALONE>=4	0	2	1	0	3	0	0	2	0	2	5	0				
TRAF AMPHTMINE 28-19	0	12	8	0	20	0	2	3	0	5	25	0				
TRAF AMPHTMINE 200-3	2	2	7	0	11	0	0	1	0	1	12	0				
CNSPIRE TRAFFIC CNTR	0	3	0	0	3	0	2	1	0	3	6	0				
TRANSACTIONS DRUG OB	0	0	0	0	0	0	1	0	0	1	1	0				
TRANSACTIONS CNTRFT	0	2	1	0	3	0	1	0	0	1	4	0				
USE COMM FACLTY VIO	2	5	10	0	17	2	3	5	0	10	27	0				
ATT/CONSPRCY COMMT C	2	30	15	0	47	1	17	15	0	33	80	0				
UNAUTH DIST CONTRLLD	0	4	5	0	9	0	3	0	0	3	12	0				

(continued)

Probationer Statistical Profile

Sample: Active & admin probationers, not in facilities  
Act probationers 10/21/2004

Requestor: Nancy Phillips, Statistician

Most serious offense by current age & sex (continued)

Most serious offense	Men						Women						Grand Total	%
	age 00-21	age 22-39	age 40-98	age UNKWN	Men Total	Men %	age 00-21	age 22-39	age 40-98	age UNKWN	Women Total	Women %		
ILLGL DIST CONTRLLD	0	9	9	0	18	0	0	2	0	0	2	0	20	0
VIOL MOTOR VEHICLE L	8	133	108	0	249	2	32	19	0	0	53	0	302	0
ALTER CAR TITLE	0	2	1	0	3	0	0	0	0	0	0	0	3	0
CHOP SHOP VIOLATION	0	1	1	0	2	0	0	0	0	0	0	0	2	0
DRVNG HABTL VIOLATOR	2	499	801	3	1302	1	31	82	1	0	114	0	1416	1
HABIT TRAF VOIL/IMPA	0	117	154	0	271	0	9	16	0	0	25	0	296	0
HABIT TRAF VIOL/OTHE	0	141	187	1	328	0	9	12	0	0	21	0	349	0
TAMPER STAMPS	0	0	0	0	0	0	0	1	0	0	1	0	1	0
DSTL ALCOHOL BEVERAG	0	0	1	0	1	0	0	0	0	0	0	0	1	0
POSS UNAUTHORIZED ST	0	0	1	0	1	0	1	0	0	0	1	0	2	0
POSS CONTRABAND ARTI	2	2	3	0	7	0	4	2	0	0	6	0	13	0
TRNSPRT CONTRABAND A	0	2	0	0	2	1	3	3	0	0	7	0	9	0
CONCEAL CONTRABAND	0	2	0	0	2	0	0	0	0	0	0	0	2	0
MISC MRALS/PBLIC H/S	3	4	8	0	15	0	0	1	0	0	1	0	16	0
VIOL GAME AND FISH L	0	0	1	0	1	0	0	0	0	0	0	0	1	0
MISC CORRECTIONL INS	2	9	4	0	15	0	7	2	0	0	9	0	24	0
VIOLATN OTHR STATES	25	193	113	0	331	4	83	32	0	0	119	0	450	0
CONSPIRACY	106	683	416	1	1205	1	21	163	1	101	285	1	1490	1
INTERMARRIAGE CLOSE	155	1402	965	3	2522	3	38	338	2	216	592	2	3114	2
CRMNL ATMPMT	687	4462	2268	7	7417	7	79	879	5	491	1449	5	8866	7
AIRCRAFT HIJACKING	104	529	270	1	903	1	19	154	1	81	254	1	1157	1
UNAUTH DIST RECRD DE	354	1845	867	3	3066	3	60	611	4	310	981	3	4047	3
NONPYMT AGR NVL STOR	159	932	477	2	1568	2	53	307	2	170	530	2	2098	2
CRMNL SOLICITATION	209	1329	682	2	2220	2	47	362	2	189	598	2	2818	2
PARTY TO A CRIME	324	1523	890	3	2737	3	73	581	3	290	944	3	3681	3
CRMNL TRESPASSING	141	1465	839	3	2445	2	44	480	3	268	792	3	3237	3
HIRE JUVENILE SELL D	292	868	409	1	1569	2	85	375	2	144	604	2	2173	2
GANG PARTICIPATION	687	4626	2383	8	7696	8	118	1289	7	756	2163	8	9859	8
Total reported	12615	79269	42165	0	134049	2603	23099	12071	0	37773	171822			
Percent Reported	133.5	132.5	132.5		132.6	131.7	130.8	132.5		131.4	132.3			
NOT REPORTED	124	891	438	0	1453	35	332	156	0	523	1976			
Total	9452	59843	31832	0	101127	1976	17656	9113	0	28745	129872			

Probationer Statistical Profile

Sample: Active & admin probationers, not in facilities  
Act probationers 10/21/2004

Requestor: Nancy Phillips, Statistician

Most serious crime type by current age & sex

Crime type	M e n					W o m e n					Grand	
	age 00-21	age 22-39	age 40-98	age UNKWN	Men Total	age 00-21	age 22-39	age 40-98	age UNKWN	Women Total	Total	%
VIOL/PERSN	1045 11	9648 16	6026 19	0 0	16719 17	211 11	2041 12	990 11	0 0	3242 11	19961	15
NVIOL/PERS	154 2	767 1	374 1	0 0	1295 1	28 1	70 0	60 1	0 0	158 1	1453	1
PROPERTY	4405 47	19395 32	8690 27	0 0	32490 32	1102 56	9328 53	4026 44	0 0	14456 50	46946	36
DRUG SALES	704 7	5525 9	2063 6	0 0	8292 8	73 4	797 5	548 6	0 0	1418 5	9710	7
DRUG POSSN	2178 23	16837 28	8543 27	0 0	27558 27	457 23	4359 25	2874 32	0 0	7690 27	35248	27
ALCOHOL	3 0	7 0	8 0	0 0	18 0	0 0	2 0	0 0	0 0	2 0	20	0
HABIT/DUI	17 0	948 2	1311 4	0 0	2276 2	3 0	89 1	143 2	0 0	235 1	2511	2
SEX OFFEND	486 5	2894 5	2602 8	0 0	5982 6	13 1	137 1	63 1	0 0	213 1	6195	5
OTHER	460 5	3822 6	2215 7	0 0	6497 6	89 5	833 5	409 4	0 0	1331 5	7828	6
Total reported	9452	59843	31832	0	101127	1976	17656	9113	0	28745	129872	
Percent Reported	100.0	100.0	100.0		100.0	100.0	100.0	100.0		100.0	100.0	
NOT REPORTED	0	0	0	0	0	0	0	0	0	0	0	
Total	9452	59843	31832	0	101127	1976	17656	9113	0	28745	129872	