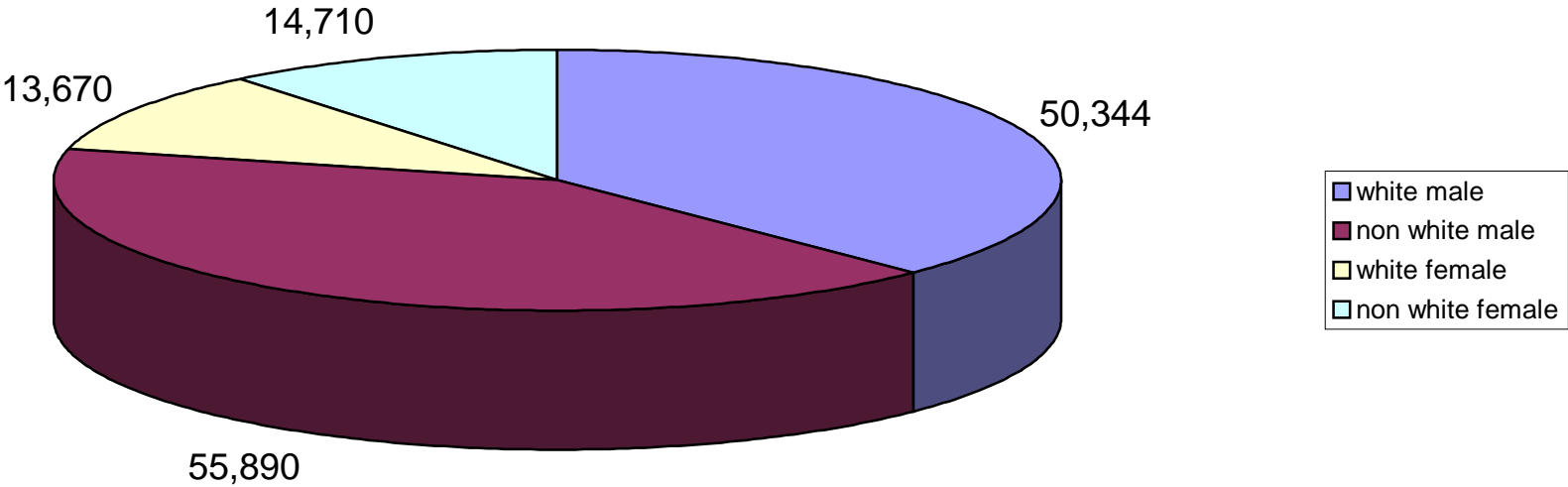
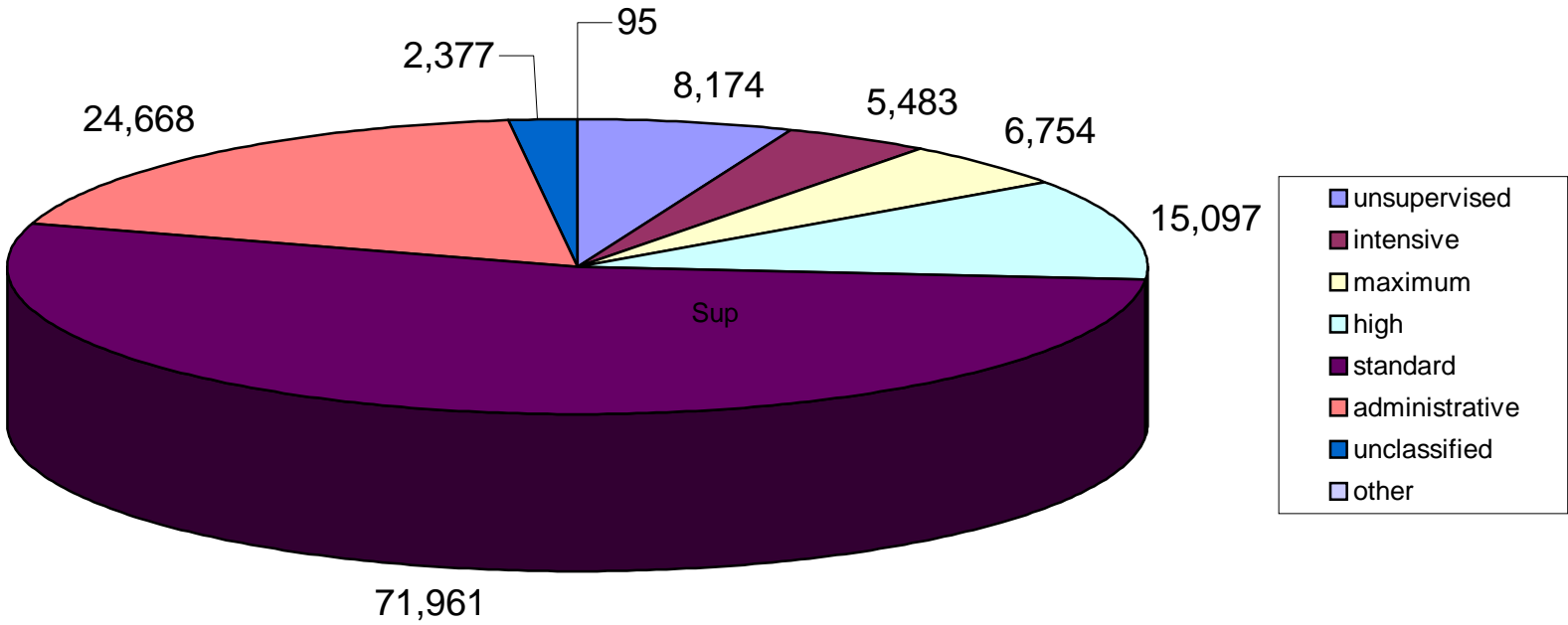


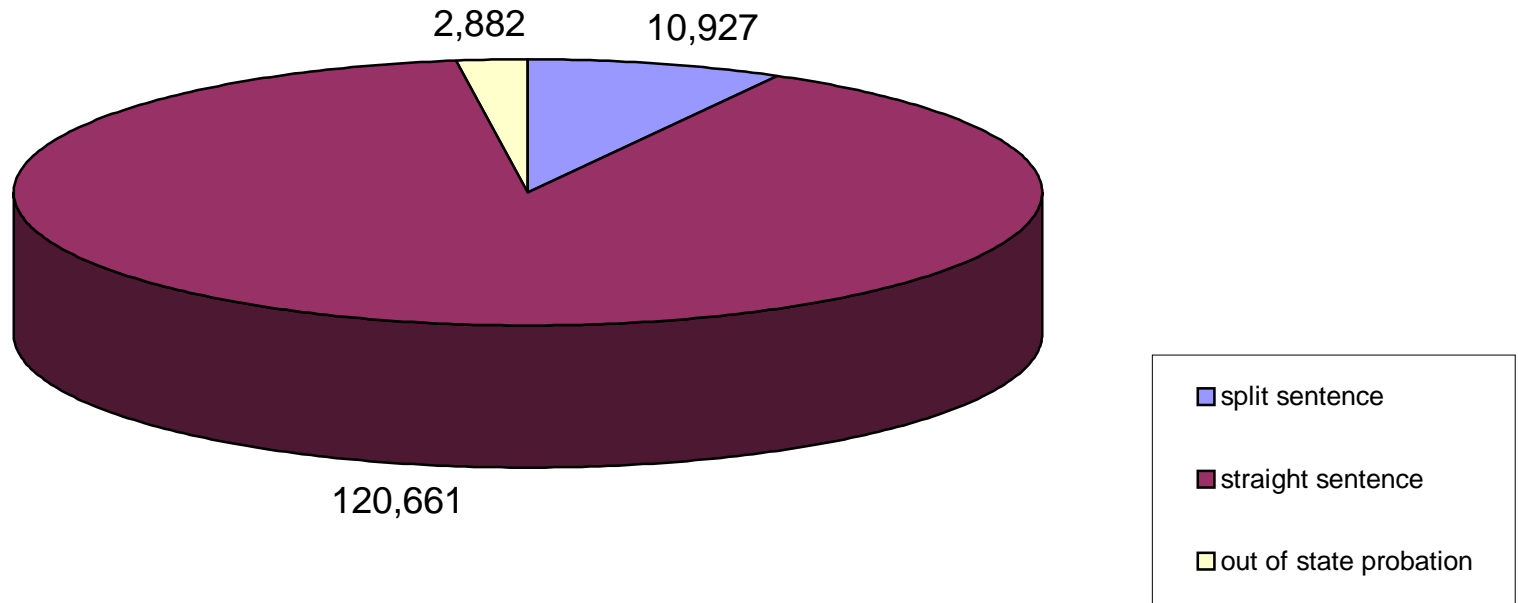
Active Probationers By Race & Gender



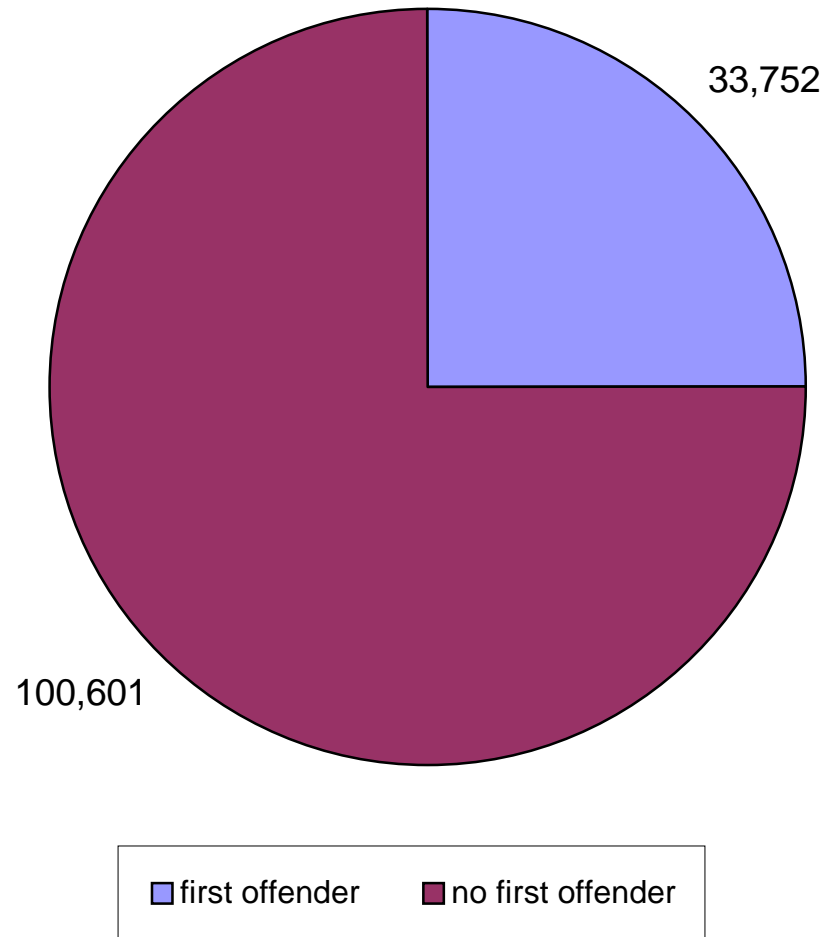
Active Probationers By Current Supervision Type



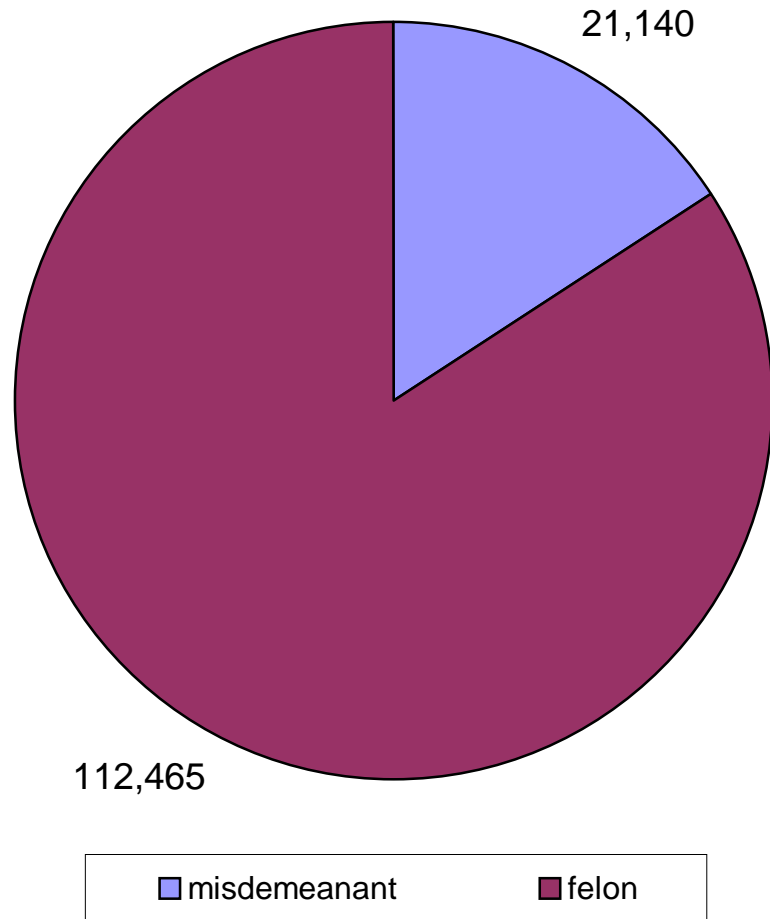
Active Probationers By Case Type



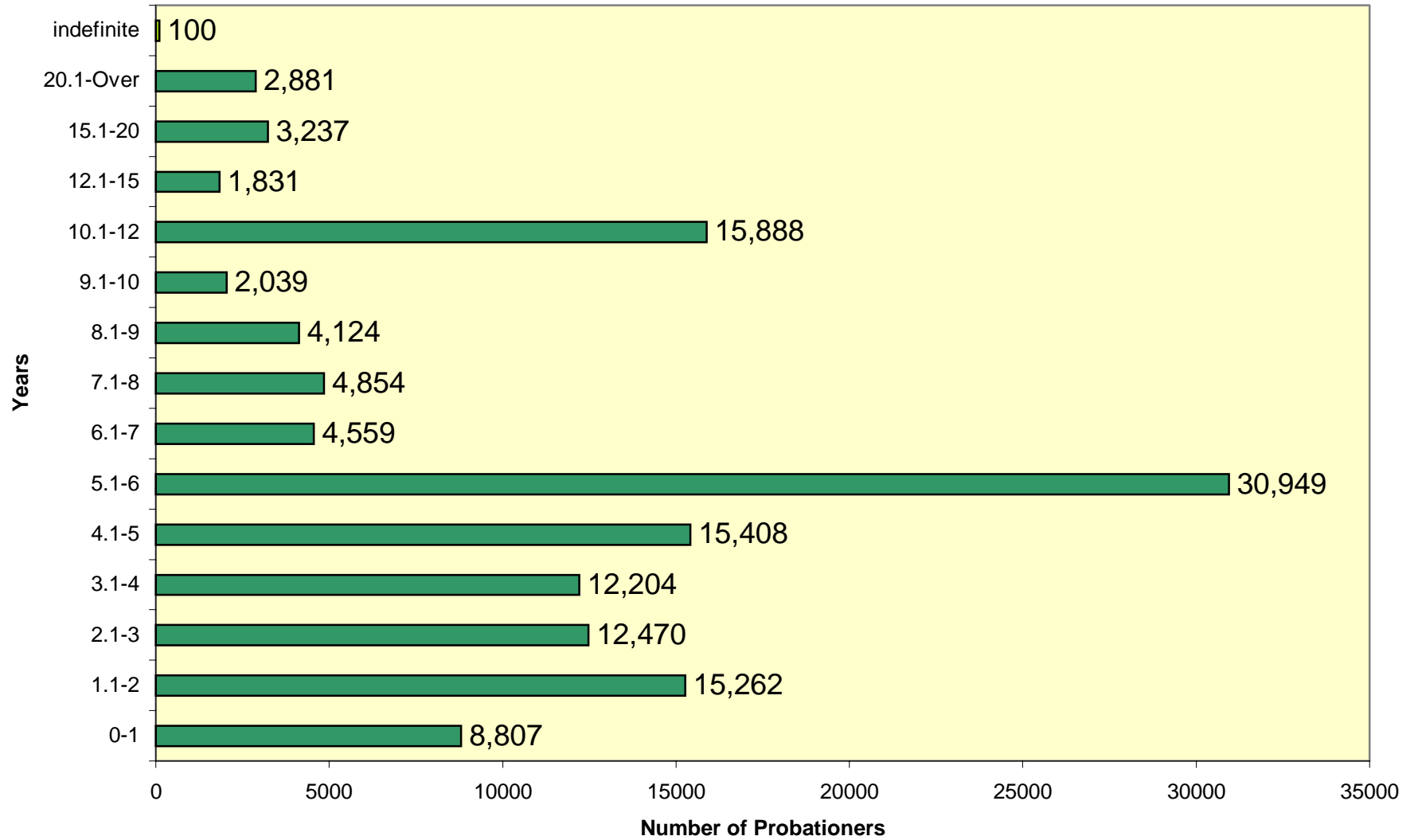
Active Probationers By First Offender Status



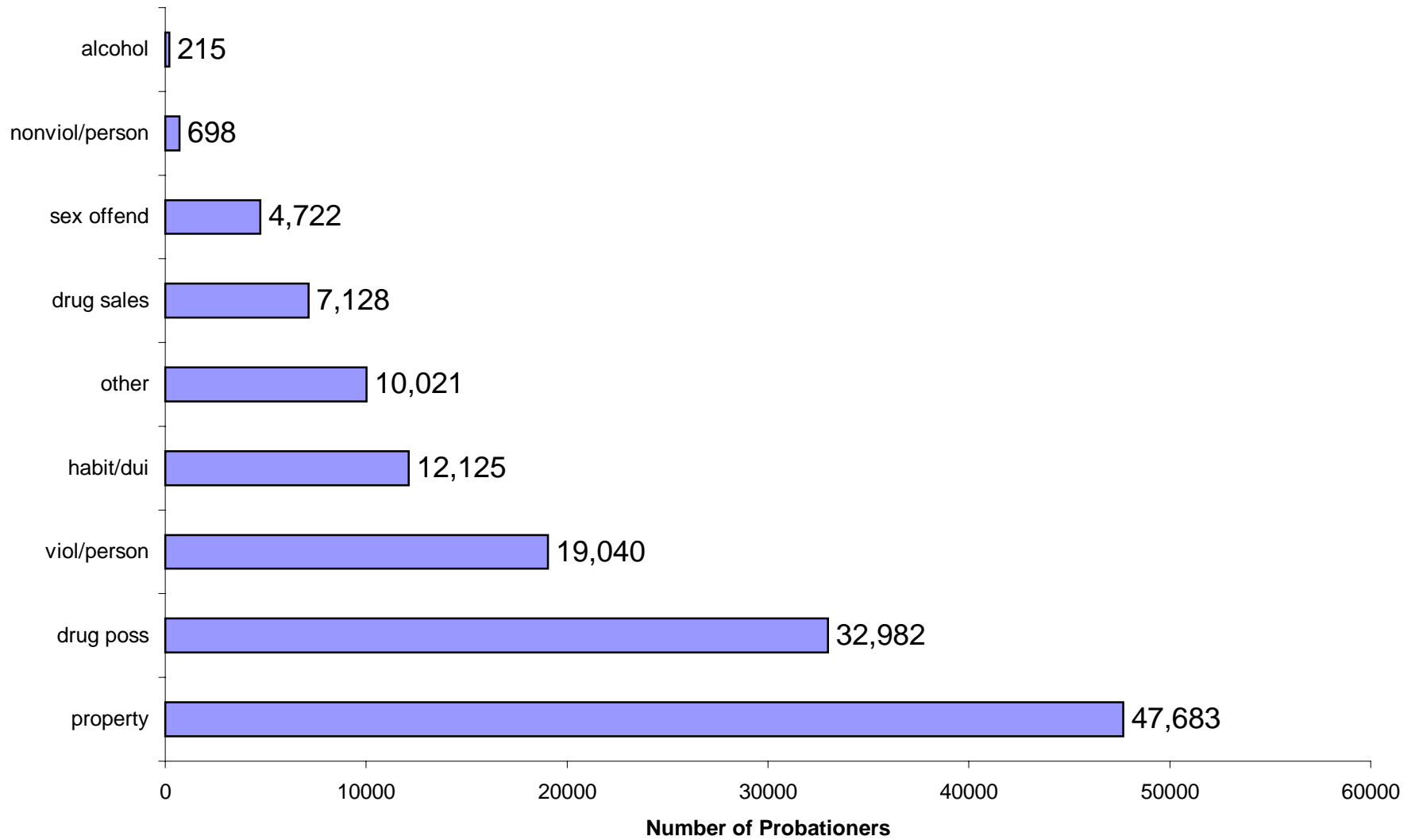
Active Probationer By Sentence Type



Active Probationers By Sentence Length



Active Probationers by Crime Type



Probationer Statistical Profile

Table of contents for Active & admin probationers, not in facilities

Title	Page
-----	----
RACE AND SEX	2
CURRENT SUPERVISION TYPE	3
ORIGINAL SUPERVISION TYPE	4
TOTAL RISK SCORE	5
TOTAL NEED SCORE	6
COUNTY OF CONVICTION	7
CIRCUIT OF CONVICTION	12
CIRCUIT OF CURRENT SUPERVISION	14
SENTENCE LENGTH	16
TIME SERVED	17
TIME LEFT TO SERVE	18
CASE TYPE	19
RELEASE TYPE	20
FIRST OFFENDER STATUS	21
TYPE PROBATIONER	22
MOST SERIOUS CRIME BY GROUP	23
MOST SERIOUS OFFENSE	24
MOST SERIOUS CRIME TYPE	35

Probationer Statistical Profile

Sample: Active & admin probationers, not in facilities
Act probationers 05/16/2000

Requestor: Statistics

RACE AND SEX by current age & sex

RACE AND SEX	Men					Women					Grand Total	%
	age 00-21	age 22-39	age 40-98	age UNKWN	Men Total	age 00-21	age 22-39	age 40-98	age UNKWN	Women Total		
WHITE MALE	6695 46	29243 46	14265 50	141 65	50344 47	0 0	0 0	0 0	0 0	0 0	50344 37	
NON WHITE MALE	7742 54	34042 54	14031 50	75 35	55890 53	0 0	0 0	0 0	0 0	0 0	55890 42	
WHITE FEMALE	0 0	0 0	0 0	0 0	0 0	1459 47	8491 47	3698 52	22 67	13670 48	13670 10	
NON WHITE FEMALE	0 0	0 0	0 0	0 0	0 0	1632 53	9651 53	3416 48	11 33	14710 52	14710 11	
Total reported	14437	63285	28296	216	106234	3091	18142	7114	33	28380	134614	
Percent Reported	100.0	100.0	100.0	100.0	100.0	100.0	100.0	100.0	100.0	100.0	100.0	
NOT REPORTED	0	0	0	0	0	0	0	0	0	0	0	
Total	14437	63285	28296	216	106234	3091	18142	7114	33	28380	134614	
AVERAGE W-AGE	19.75	29.90	47.50	***	33.22	19.76	30.49	46.15	***	33.25	33.22	

*** Average age excludes missing dates of birth

Probationer Statistical Profile

Sample: Active & admin probationers, not in facilities
Act probationers 05/16/2000

Requestor: Statistics

CURRENT SUPERVISION TYPE by current age & sex

SUPERVISION TYPE	Men								Women								Grand Total	%				
	age 00-21	%	age 22-39	%	age 40-98	%	UNKWN	Men Total	age 00-21	%	age 22-39	%	age 40-98	%	UNKWN	Women Total						
UNSUPERVISED	306	2	4064	6	2173	8	5	2	6548	6	78	3	1025	6	522	7	1	3	1626	6	8174	6
WARRANT	0	0	1	0	0	0	0	0	1	0	0	0	0	0	0	0	0	0	0	0	1	0
BC AFTERCARE	0	0	0	0	0	0	0	0	0	0	0	0	0	0	0	0	0	0	0	0	0	0
HOME CONFINEMENT	1	0	1	0	0	0	0	0	2	0	0	0	1	0	0	0	0	0	1	0	3	0
INTENSIVE	959	7	2625	4	832	3	14	6	4430	4	114	4	732	4	204	3	3	9	1053	4	5483	4
MAXIMUM	684	5	3640	6	1621	6	17	8	5962	6	62	2	547	3	183	3	0	0	792	3	6754	5
HIGH	1661	12	7761	12	3423	12	22	10	12867	12	191	6	1506	8	532	7	1	3	2230	8	15097	11
MEDIUM	0	0	0	0	0	0	0	0	0	0	0	0	0	0	0	0	0	0	0	0	0	0
STANDARD	8986	62	31489	50	13572	48	137	63	54184	51	2346	76	11220	62	4185	59	26	79	17777	63	71961	53
ADMINISTRATIVE	1615	11	12501	20	6070	21	20	9	20206	19	278	9	2814	16	1368	19	2	6	4462	16	24668	18
FINANCIAL	1	0	20	0	69	0	0	0	90	0	0	0	1	0	0	0	0	0	1	0	91	0
OBSOLETE CODES	0	0	0	0	0	0	0	0	0	0	0	0	0	0	0	0	0	0	0	0	0	0
UNCLASSIFIED	223	2	1180	2	536	2	1	0	1940	2	22	1	296	2	119	2	0	0	437	2	2377	2
Total reported	14436		63282		28296		216		106230		3091		18142		7113		33		28379		134609	
Percent Reported	100.0		100.0		100.0		100.0		100.0		100.0		100.0		100.0		100.0		100.0		100.0	
NOT REPORTED	1		3		0		0		4		0		0		1		0		1		5	
Total	14437		63285		28296		216		106234		3091		18142		7114		33		28380		134614	

* NOTE: IN MARCH, 1994 COMMUNITY CORRECTIONS REDEFINED THEIR TYPES. MEDIUM AND MINIMUM WERE COLLAPSED INTO STANDARD AND MAXIMUM WAS COMBINED WITH HIGH

Probationer Statistical Profile

Sample: Active & admin probationers, not in facilities
Act probationers 05/16/2000

Requestor: Statistics

ORIGINAL SUPERVISION TYPE by current age & sex

SUPERVISION TYPE	Men				Women				Grand Total	%												
	age 00-21	age 22-39	age 40-98	age UNKWN	Men Total	age 00-21	age 22-39	age 40-98			age UNKWN	Women Total										
UNSUPERVISED	0	0	5	0	8	0	0	13	0	0	0	0	0	0	13	0						
WARRANT	0	0	2	0	1	0	0	3	0	0	0	0	0	0	3	0						
BC AFTERCARE	0	0	76	0	1	0	0	77	0	0	0	0	0	0	77	0						
HOME CONFINEMENT	3	0	24	0	6	0	0	33	0	0	3	0	2	0	38	0						
INTENSIVE	1292	9	4935	8	1970	7	28	13	8225	8	132	4	1309	7	544	8	3	9	1988	7	10213	8
MAXIMUM	637	4	4246	7	2399	8	20	9	7302	7	70	2	656	4	271	4	0	0	997	4	8299	6
HIGH	1720	12	9926	16	4632	16	24	11	16302	15	218	7	2083	11	865	12	2	6	3168	11	19470	14
MEDIUM	2	0	775	1	512	2	0	0	1289	1	0	0	208	1	191	3	0	0	399	1	1688	1
STANDARD	9468	66	32467	51	13814	49	125	58	55874	53	2489	81	11747	65	4252	60	27	82	18515	65	74389	55
ADMINISTRATIVE	796	6	5448	9	2550	9	12	6	8806	8	129	4	1017	6	497	7	1	3	1644	6	10450	8
FINANCIAL	1	0	26	0	74	0	0	0	101	0	0	0	1	0	1	0	0	0	2	0	103	0
OBSOLETE CODES	0	0	0	0	0	0	0	0	0	0	0	0	0	0	0	0	0	0	0	0	0	0
UNCLASSIFIED	518	4	5355	8	2329	8	7	3	8209	8	53	2	1118	6	491	7	0	0	1662	6	9871	7
Total reported	14437		63285		28296		216		106234		3091		18142		7114		33		28380		134614	
Percent Reported	100.0		100.0		100.0		100.0		100.0		100.0		100.0		100.0		100.0		100.0		100.0	
NOT REPORTED	0		0		0		0		0		0		0		0		0		0		0	
Total	14437		63285		28296		216		106234		3091		18142		7114		33		28380		134614	

* NOTE: IN MARCH, 1994 COMMUNITY CORRECTIONS REDEFINED THEIR TYPES. MEDIUM AND MINIMUM WERE COLLAPSED INTO STANDARD AND MAXIMUM WAS COMBINED WITH HIGH

Probationer Statistical Profile

Sample: Active & admin probationers, not in facilities
Act probationers 05/16/2000

Requestor: Statistics

TOTAL RISK SCORE by current age & sex

SCORE	M e n					W o m e n					Grand Total %
	age 00-21 %	age 22-39 %	age 40-98 %	age UNKWN %	Men Total %	age 00-21 %	age 22-39 %	age 40-98 %	age UNKWN %	Women Total %	
< 00 (ADMIN.)	0 0	0 0	0 0	0 0	0 0	0 0	1 0	0 0	0 0	1 0	1 0
00-07 (MINIMUM)	0 0	296 1	298 1	0 0	594 1	1 0	117 1	147 2	0 0	265 1	859 1
08-14 (MEDIUM)	1 0	826 1	468 2	0 0	1295 1	0 0	213 1	159 2	0 0	372 1	1667 1
15-24 (HIGH)	2 0	1049 2	828 3	0 0	1879 2	0 0	220 1	156 2	0 0	376 1	2255 2
25 & OVER (MAXIMUM)	2 0	873 2	647 3	0 0	1522 2	2 0	88 1	67 1	0 0	157 1	1679 1
NO SCORE, DIRECT ASG	14140100	53822 95	23156 91	215100	91333 95	3057100	15905 96	5856 92	33100	24851 95	116184 95
Total reported	14145	56866	25397	215	96623	3060	16544	6385	33	26022	122645
Percent Reported	98.0	89.9	89.8	99.5	91.0	99.0	91.2	89.8	100.0	91.7	91.1
NOT REPORTED	292	6419	2899	1	9611	31	1598	729	0	2358	11969
Total	14437	63285	28296	216	106234	3091	18142	7114	33	28380	134614

* NOTE: IN MARCH, 1990 THE CATEGORIES "DIRECT ASSIGNMENT TO SUPERVISION LEVEL" AND "NEGATIVE SCORES, ADMINISTRATIVE LEVEL" WERE ADDED TO RISK & NEED

Probationer Statistical Profile

Sample: Active & admin probationers, not in facilities
Act probationers 05/16/2000

Requestor: Statistics

TOTAL NEED SCORE by current age & sex

SCORE	M e n					W o m e n					Grand Total %
	age 00-21 %	age 22-39 %	age 40-98 %	age UNKWN %	Men Total %	age 00-21 %	age 22-39 %	age 40-98 %	age UNKWN %	Women Total %	
< 00 (ADMIN.)	0 0	4 0	8 0	0 0	12 0	0 0	6 0	4 0	0 0	10 0	22 0
00-07 (MINIMUM)	1 0	613 1	442 2	0 0	1056 1	1 0	153 1	128 2	0 0	282 1	1338 1
08-14 (MEDIUM)	1 0	1196 2	829 3	0 0	2026 2	1 0	227 1	188 3	0 0	416 2	2442 2
15-24 (HIGH)	3 0	1053 2	798 3	0 0	1854 2	1 0	206 1	172 3	0 0	379 1	2233 2
25 & OVER (MAXIMUM)	0 0	178 0	164 1	0 0	342 0	0 0	47 0	37 1	0 0	84 0	426 0
NO SCORE, DIRECT ASG	14140100	53822 95	23156 91	215100	91333 95	3057100	15905 96	5856 92	33100	24851 95	116184 95
Total reported	14145	56866	25397	215	96623	3060	16544	6385	33	26022	122645
Percent Reported	98.0	89.9	89.8	99.5	91.0	99.0	91.2	89.8	100.0	91.7	91.1
NOT REPORTED	292	6419	2899	1	9611	31	1598	729	0	2358	11969
Total	14437	63285	28296	216	106234	3091	18142	7114	33	28380	134614

* NOTE: IN MARCH, 1990 THE CATEGORIES "DIRECT ASSIGNMENT TO SUPERVISION LEVEL" AND "NEGATIVE SCORES, ADMINISTRATIVE LEVEL" WERE ADDED TO RISK & NEED

Probationer Statistical Profile

Sample: Active & admin probationers, not in facilities
Act probationers 05/16/2000

Requestor: Statistics

COUNTY OF CONVICTION by current age & sex

COUNTY	M e n							W o m e n							Grand Total %
	age 00-21 %	age 22-39 %	age 40-98 %	age UNKWN %	Men Total %	age 00-21 %	age 22-39 %	age 40-98 %	age UNKWN %	Women Total %					
APPLING COUNTY	42 0	144 0	77 0	0 0	263 0	4 0	27 0	15 0	1 3	47 0	310 0				
ATKINSON COUNTY	15 0	99 0	74 0	1 0	189 0	3 0	21 0	11 0	0 0	35 0	224 0				
BACON COUNTY	12 0	48 0	17 0	0 0	77 0	1 0	9 0	5 0	0 0	15 0	92 0				
BAKER COUNTY	3 0	43 0	20 0	1 0	67 0	1 0	4 0	2 0	0 0	7 0	74 0				
BALDWIN COUNTY	130 1	626 1	206 1	0 0	962 1	32 1	182 1	54 1	0 0	268 1	1230 1				
BANKS COUNTY	38 0	152 0	77 0	1 0	268 0	9 0	34 0	13 0	0 0	56 0	324 0				
BARROW COUNTY	89 1	420 1	204 1	1 0	714 1	20 1	116 1	44 1	0 0	180 1	894 1				
BARTOW COUNTY	174 1	967 2	438 2	2 1	1581 1	49 2	266 1	106 1	1 3	422 1	2003 1				
BEN HILL COUNTY	37 0	163 0	60 0	1 0	261 0	10 0	43 0	18 0	0 0	71 0	332 0				
BERRIEN COUNTY	19 0	146 0	84 0	1 0	250 0	5 0	38 0	18 0	0 0	61 0	311 0				
BIBB COUNTY	295 2	1500 2	706 2	4 2	2505 2	75 2	529 3	221 3	0 0	825 3	3330 2				
BLECKLEY COUNTY	40 0	147 0	49 0	0 0	236 0	5 0	33 0	14 0	0 0	52 0	288 0				
BRANTLEY COUNTY	8 0	56 0	39 0	0 0	103 0	3 0	10 0	7 0	0 0	20 0	123 0				
BROOKS COUNTY	52 0	220 0	100 0	3 1	375 0	8 0	43 0	13 0	0 0	64 0	439 0				
BRYAN COUNTY	26 0	85 0	41 0	1 0	153 0	4 0	23 0	18 0	1 3	46 0	199 0				
BULLOCH COUNTY	216 1	561 1	208 1	2 1	987 1	53 2	188 1	51 1	0 0	292 1	1279 1				
BURKE COUNTY	28 0	133 0	55 0	0 0	216 0	4 0	29 0	7 0	0 0	40 0	256 0				
BUTTS COUNTY	42 0	164 0	72 0	0 0	278 0	3 0	36 0	15 0	0 0	54 0	332 0				
CALHOUN COUNTY	12 0	72 0	42 0	0 0	126 0	2 0	17 0	9 0	0 0	28 0	154 0				
CAMDEN COUNTY	43 0	202 0	79 0	2 1	326 0	6 0	40 0	22 0	0 0	68 0	394 0				
CANDLER COUNTY	17 0	85 0	37 0	1 0	140 0	5 0	26 0	8 0	0 0	39 0	179 0				
CARROLL COUNTY	102 1	383 1	194 1	3 1	682 1	20 1	147 1	53 1	0 0	220 1	902 1				
CATOOSA COUNTY	86 1	302 0	123 0	0 0	511 0	24 1	120 1	46 1	0 0	190 1	701 1				
CHARLTON COUNTY	12 0	55 0	30 0	0 0	97 0	0 0	10 0	4 0	0 0	14 0	111 0				
CHATHAM COUNTY	366 3	1291 2	667 2	8 4	2332 2	102 3	638 4	237 3	1 3	978 3	3310 2				
CHATTAHOOCHEE COUNTY	6 0	12 0	7 0	0 0	25 0	1 0	2 0	4 0	0 0	7 0	32 0				
CHATTOOGA COUNTY	47 0	201 0	97 0	1 0	346 0	8 0	57 0	26 0	0 0	91 0	437 0				
CHEROKEE COUNTY	217 2	719 1	315 1	5 2	1256 1	34 1	198 1	99 1	1 3	332 1	1588 1				
CLARKE COUNTY	274 2	737 1	308 1	4 2	1323 1	70 2	211 1	74 1	0 0	355 1	1678 1				
CLAY COUNTY	12 0	41 0	17 0	0 0	70 0	1 0	10 0	5 0	0 0	16 0	86 0				
CLAYTON COUNTY	289 2	819 1	365 1	1 0	1474 1	84 3	404 2	105 1	0 0	593 2	2067 2				
CLINCH COUNTY	10 0	116 0	68 0	0 0	194 0	2 0	25 0	11 0	0 0	38 0	232 0				
COBB COUNTY	1086 8	5306 8	2276 8	19 9	8687 8	303 10	1581 9	633 9	2 6	2519 9	11206 8				
COFFEE COUNTY	37 0	226 0	101 0	3 1	367 0	8 0	77 0	25 0	0 0	110 0	477 0				
COLQUITT COUNTY	140 1	571 1	214 1	3 1	928 1	17 1	102 1	57 1	1 3	177 1	1105 1				

(continued)

Probationer Statistical Profile

Sample: Active & admin probationers, not in facilities
Act probationers 05/16/2000

Requestor: Statistics

COUNTY OF CONVICTION by current age & sex (CONTINUED)

COUNTY	M e n							W o m e n							Grand Total %							
	age 00-21	%	age 22-39	%	age 40-98	%	UNKWN	Men Total %	age 00-21	%	age 22-39	%	age 40-98	%		UNKWN	Women Total %					
COLUMBIA COUNTY	136	1	404	1	155	1	0	0	695	1	21	1	102	1	52	1	0	0	175	1	870	1
COOK COUNTY	33	0	294	0	139	0	0	0	466	0	7	0	71	0	32	0	0	0	110	0	576	0
COWETA COUNTY	140	1	535	1	234	1	4	2	913	1	42	1	201	1	62	1	1	3	306	1	1219	1
CRAWFORD COUNTY	20	0	61	0	18	0	0	0	99	0	2	0	10	0	6	0	0	0	18	0	117	0
CRISP COUNTY	57	0	230	0	114	0	2	1	403	0	12	0	82	0	29	0	0	0	123	0	526	0
DADE COUNTY	18	0	102	0	45	0	0	0	165	0	1	0	39	0	12	0	0	0	52	0	217	0
DAWSON COUNTY	15	0	49	0	32	0	0	0	96	0	0	0	15	0	5	0	0	0	20	0	116	0
DECATUR COUNTY	60	0	348	1	174	1	1	0	583	1	9	0	106	1	44	1	0	0	159	1	742	1
DEKALB COUNTY	795	6	2647	4	1159	4	6	3	4607	4	160	5	818	5	277	4	1	3	1256	4	5863	4
DODGE COUNTY	58	0	191	0	99	0	2	1	350	0	15	0	73	0	26	0	0	0	114	0	464	0
DOOLY COUNTY	21	0	98	0	44	0	0	0	163	0	2	0	28	0	10	0	0	0	40	0	203	0
DOUGHERTY COUNTY	299	2	1992	3	837	3	2	1	3130	3	75	2	589	3	215	3	1	3	880	3	4010	3
DOUGLAS COUNTY	299	2	1520	2	756	3	2	1	2577	2	56	2	448	2	193	3	2	6	699	2	3276	2
EARLY COUNTY	38	0	154	0	73	0	2	1	267	0	6	0	45	0	22	0	0	0	73	0	340	0
ECHOLS COUNTY.	5	0	25	0	18	0	0	0	48	0	0	0	1	0	1	0	0	0	2	0	50	0
EFFINGHAM COUNTY	89	1	307	0	138	0	2	1	536	1	23	1	86	0	26	0	0	0	135	0	671	0
ELBERT COUNTY	28	0	243	0	105	0	0	0	376	0	4	0	59	0	23	0	0	0	86	0	462	0
EMANUEL COUNTY	38	0	115	0	47	0	0	0	200	0	6	0	28	0	15	0	1	3	50	0	250	0
EVANS COUNTY	13	0	40	0	21	0	0	0	74	0	4	0	15	0	3	0	0	0	22	0	96	0
FANNIN COUNTY	44	0	195	0	128	0	1	0	368	0	11	0	81	0	34	0	0	0	126	0	494	0
FAYETTE COUNTY	112	1	292	0	103	0	1	0	508	0	18	1	123	1	44	1	0	0	185	1	693	1
FLOYD COUNTY	112	1	737	1	404	1	1	0	1254	1	36	1	242	1	104	1	0	0	382	1	1636	1
FORSYTH COUNTY	64	0	327	1	177	1	3	1	571	1	13	0	99	1	46	1	1	3	159	1	730	1
FRANKLIN COUNTY	28	0	211	0	110	0	1	0	350	0	4	0	55	0	14	0	0	0	73	0	423	0
FULTON COUNTY	1169	8	5478	9	2503	9	4	2	9154	9	123	4	1167	6	526	7	2	6	1818	6	10972	8
GILMER COUNTY	70	0	291	0	163	1	1	0	525	0	17	1	94	1	59	1	0	0	170	1	695	1
GLASCOCK COUNTY	4	0	10	0	1	0	0	0	15	0	0	0	1	0	0	0	0	0	1	0	16	0
GLYNN COUNTY	213	1	820	1	386	1	4	2	1423	1	66	2	243	1	92	1	0	0	401	1	1824	1
GORDON COUNTY	69	0	564	1	256	1	1	0	890	1	16	1	203	1	63	1	0	0	282	1	1172	1
GRADY COUNTY	31	0	204	0	100	0	0	0	335	0	3	0	53	0	15	0	0	0	71	0	406	0
GREENE COUNTY	36	0	152	0	76	0	0	0	264	0	2	0	28	0	13	0	0	0	43	0	307	0
GWINNETT COUNTY	1169	8	4695	7	1721	6	15	7	7600	7	342	11	1284	7	452	6	4	12	2082	7	9682	7
HABERSHAM COUNTY	30	0	115	0	73	0	0	0	218	0	6	0	37	0	15	0	0	0	58	0	276	0
HALL COUNTY	119	1	579	1	330	1	3	1	1031	1	43	1	223	1	76	1	0	0	342	1	1373	1
HANCOCK COUNTY	19	0	61	0	27	0	0	0	107	0	2	0	10	0	5	0	0	0	17	0	124	0

(continued)

Probationer Statistical Profile

Sample: Active & admin probationers, not in facilities
Act probationers 05/16/2000

Requestor: Statistics

COUNTY OF CONVICTION by current age & sex (CONTINUED)

COUNTY	Men							Women							Grand Total	%						
	age	%	age	%	age	%	UNKWN	Men	age	%	age	%	age	%			UNKWN	Women				
HARALSON COUNTY	41	0	200	0	142	1	2	1	385	0	7	0	44	0	24	0	0	0	75	0	460	0
HARRIS COUNTY	28	0	101	0	49	0	0	0	178	0	5	0	12	0	14	0	0	0	31	0	209	0
HART COUNTY	29	0	197	0	75	0	2	1	303	0	3	0	52	0	21	0	0	0	76	0	379	0
HEARD COUNTY	22	0	51	0	38	0	0	0	111	0	2	0	17	0	8	0	0	0	27	0	138	0
HENRY COUNTY	172	1	611	1	227	1	3	1	1013	1	33	1	161	1	62	1	0	0	256	1	1269	1
HOUSTON COUNTY	171	1	626	1	213	1	1	0	1011	1	34	1	189	1	55	1	0	0	278	1	1289	1
IRWIN COUNTY	22	0	72	0	38	0	1	0	133	0	3	0	11	0	3	0	0	0	17	0	150	0
JACKSON COUNTY	62	0	256	0	149	1	0	0	467	0	6	0	100	1	35	0	1	3	142	1	609	0
JASPER COUNTY	18	0	63	0	36	0	0	0	117	0	0	0	13	0	4	0	0	0	17	0	134	0
JEFF DAVIS COUNTY	24	0	124	0	53	0	3	1	204	0	3	0	26	0	6	0	0	0	35	0	239	0
JEFFERSON COUNTY	62	0	223	0	119	0	2	1	406	0	7	0	44	0	12	0	0	0	63	0	469	0
JENKINS COUNTY	20	0	65	0	26	0	0	0	111	0	1	0	8	0	8	0	0	0	17	0	128	0
JOHNSON COUNTY	29	0	90	0	29	0	0	0	148	0	0	0	14	0	7	0	0	0	21	0	169	0
JONES COUNTY	60	0	265	0	104	0	3	1	432	0	10	0	52	0	27	0	0	0	89	0	521	0
LAMAR COUNTY	20	0	187	0	56	0	0	0	263	0	8	0	30	0	15	0	0	0	53	0	316	0
LANIER COUNTY	9	0	117	0	51	0	0	0	177	0	3	0	26	0	11	0	0	0	40	0	217	0
LAURENS COUNTY	70	0	349	1	171	1	2	1	592	1	9	0	72	0	29	0	1	3	111	0	703	1
LEE COUNTY	44	0	244	0	125	0	0	0	413	0	8	0	44	0	18	0	0	0	70	0	483	0
LIBERTY COUNTY	57	0	165	0	40	0	3	1	265	0	11	0	72	0	23	0	0	0	106	0	371	0
LINCOLN COUNTY	14	0	48	0	30	0	0	0	92	0	0	0	12	0	6	0	0	0	18	0	110	0
LONG COUNTY	8	0	31	0	20	0	1	0	60	0	1	0	4	0	3	0	0	0	8	0	68	0
LOWNDES COUNTY	253	2	895	1	335	1	3	1	1486	1	52	2	241	1	83	1	0	0	376	1	1862	1
LUMPKIN COUNTY	21	0	131	0	57	0	1	0	210	0	1	0	40	0	25	0	0	0	66	0	276	0
MACON COUNTY	30	0	194	0	123	0	0	0	347	0	6	0	51	0	20	0	0	0	77	0	424	0
MADISON COUNTY	36	0	211	0	122	0	4	2	373	0	5	0	56	0	17	0	0	0	78	0	451	0
MARION COUNTY	18	0	42	0	23	0	0	0	83	0	2	0	3	0	6	0	0	0	11	0	94	0
MCDUFFIE COUNTY	17	0	158	0	80	0	0	0	255	0	6	0	41	0	11	0	0	0	58	0	313	0
MCINTOSH COUNTY	18	0	74	0	46	0	0	0	138	0	2	0	21	0	9	0	0	0	32	0	170	0
MERIWETHER COUNTY	76	1	177	0	114	0	1	0	368	0	9	0	45	0	28	0	1	3	83	0	451	0
MILLER COUNTY	21	0	60	0	32	0	0	0	113	0	2	0	25	0	8	0	1	3	36	0	149	0
MITCHELL COUNTY	59	0	395	1	181	1	1	0	636	1	14	0	89	0	37	1	1	3	141	0	777	1
MONROE COUNTY	41	0	193	0	74	0	1	0	309	0	9	0	46	0	21	0	0	0	76	0	385	0
MONTGOMERY COUNTY	23	0	75	0	30	0	0	0	128	0	4	0	17	0	8	0	0	0	29	0	157	0
MORGAN COUNTY	34	0	204	0	74	0	1	0	313	0	3	0	26	0	12	0	0	0	41	0	354	0
MURRAY COUNTY	40	0	232	0	76	0	0	0	348	0	2	0	60	0	11	0	0	0	73	0	421	0

(continued)

Probationer Statistical Profile

Sample: Active & admin probationers, not in facilities
Act probationers 05/16/2000

Requestor: Statistics

COUNTY OF CONVICTION by current age & sex (CONTINUED)

COUNTY	M e n							W o m e n							Grand Total	%						
	age 00-21	%	age 22-39	%	age 40-98	%	UNKWN	Men Total	%	age 00-21	%	age 22-39	%	age 40-98			%	UNKWN	Women Total	%		
MUSCOGEE COUNTY	309	2	1428	2	635	2	2	1	2374	2	75	2	506	3	200	3	0	0	781	3	3155	2
NEWTON COUNTY	90	1	708	1	367	1	2	1	1167	1	20	1	204	1	76	1	1	3	301	1	1468	1
OCONEE COUNTY	20	0	76	0	37	0	0	0	133	0	5	0	22	0	4	0	0	0	31	0	164	0
OGLETHORPE COUNTY	23	0	111	0	58	0	2	1	194	0	1	0	16	0	11	0	0	0	28	0	222	0
PAULDING COUNTY	129	1	440	1	225	1	5	2	799	1	16	1	96	1	40	1	0	0	152	1	951	1
PEACH COUNTY	24	0	166	0	82	0	0	0	272	0	2	0	33	0	18	0	0	0	53	0	325	0
PICKENS COUNTY	54	0	192	0	98	0	2	1	346	0	7	0	73	0	23	0	0	0	103	0	449	0
PIERCE COUNTY	15	0	63	0	25	0	0	0	103	0	3	0	19	0	3	0	0	0	25	0	128	0
PIKE COUNTY	16	0	49	0	34	0	1	0	100	0	1	0	9	0	3	0	0	0	13	0	113	0
POLK COUNTY	43	0	346	1	189	1	4	2	582	1	3	0	75	0	37	1	0	0	115	0	697	1
PULASKI COUNTY	28	0	79	0	43	0	0	0	150	0	7	0	24	0	9	0	1	3	41	0	191	0
PUTNAM COUNTY	54	0	325	1	139	0	1	0	519	0	9	0	61	0	32	0	0	0	102	0	621	0
QUITMAN COUNTY	5	0	16	0	4	0	0	0	25	0	0	0	1	0	3	0	0	0	4	0	29	0
RABUN COUNTY	35	0	103	0	50	0	1	0	189	0	3	0	12	0	8	0	0	0	23	0	212	0
RANDOLPH COUNTY	21	0	88	0	28	0	0	0	137	0	4	0	17	0	10	0	0	0	31	0	168	0
RICHMOND COUNTY	267	2	1307	2	622	2	1	0	2197	2	90	3	435	2	188	3	0	0	713	3	2910	2
ROCKDALE COUNTY	97	1	381	1	140	0	1	0	619	1	18	1	107	1	57	1	0	0	182	1	801	1
SCHLEY COUNTY	17	0	77	0	31	0	0	0	125	0	0	0	17	0	5	0	0	0	22	0	147	0
SCREVEN COUNTY	57	0	190	0	109	0	1	0	357	0	11	0	70	0	32	0	0	0	113	0	470	0
SEMINOLE COUNTY	30	0	108	0	55	0	2	1	195	0	9	0	24	0	13	0	0	0	46	0	241	0
SPALDING COUNTY	183	1	547	1	274	1	6	3	1010	1	61	2	194	1	77	1	0	0	332	1	1342	1
STEPHENS COUNTY	37	0	151	0	83	0	1	0	272	0	7	0	45	0	15	0	0	0	67	0	339	0
STEWART COUNTY	19	0	101	0	65	0	0	0	185	0	3	0	14	0	11	0	0	0	28	0	213	0
SUMTER COUNTY	173	1	771	1	350	1	2	1	1296	1	31	1	204	1	90	1	0	0	325	1	1621	1
TALBOT COUNTY	10	0	29	0	12	0	0	0	51	0	0	0	3	0	2	0	0	0	5	0	56	0
TALIAFERRO COUNTY	1	0	9	0	6	0	0	0	16	0	0	0	1	0	1	0	0	0	2	0	18	0
TATNALL COUNTY	15	0	110	0	45	0	1	0	171	0	1	0	20	0	12	0	0	0	33	0	204	0
TAYLOR COUNTY	11	0	52	0	22	0	0	0	85	0	1	0	5	0	0	0	0	0	6	0	91	0
TELFAIR COUNTY	40	0	151	0	62	0	0	0	253	0	7	0	33	0	19	0	0	0	59	0	312	0
TERRELL COUNTY	45	0	156	0	51	0	1	0	253	0	7	0	39	0	14	0	0	0	60	0	313	0
THOMAS COUNTY	150	1	610	1	234	1	2	1	996	1	22	1	139	1	44	1	0	0	205	1	1201	1
TIFT COUNTY	110	1	460	1	196	1	1	0	767	1	20	1	129	1	42	1	1	3	192	1	959	1
TOOMBS COUNTY	87	1	294	0	145	1	3	1	529	0	36	1	104	1	57	1	0	0	197	1	726	1
TOWNS COUNTY	9	0	46	0	19	0	0	0	74	0	3	0	11	0	6	0	0	0	20	0	94	0
TREUTLEN COUNTY	13	0	74	0	40	0	2	1	129	0	1	0	11	0	8	0	0	0	20	0	149	0

(continued)

Probationer Statistical Profile

Sample: Active & admin probationers, not in facilities
Act probationers 05/16/2000

Requestor: Statistics

COUNTY OF CONVICTION by current age & sex (CONTINUED)

COUNTY	Men					Women					Grand Total %
	age 00-21 %	age 22-39 %	age 40-98 %	age UNKWN %	Men Total %	age 00-21 %	age 22-39 %	age 40-98 %	age UNKWN %	Women Total %	
TROUP COUNTY	119 1	443 1	201 1	1 0	764 1	40 1	170 1	69 1	0 0	279 1	1043 1
TURNER COUNTY	18 0	101 0	39 0	0 0	158 0	2 0	16 0	9 0	0 0	27 0	185 0
TWIGGS COUNTY	13 0	78 0	34 0	1 0	126 0	1 0	16 0	10 0	0 0	27 0	153 0
UNION COUNTY	14 0	74 0	35 0	0 0	123 0	3 0	18 0	8 0	0 0	29 0	152 0
UPSON COUNTY	61 0	165 0	64 0	1 0	291 0	9 0	53 0	21 0	3 9	86 0	377 0
WALKER COUNTY	66 0	360 1	165 1	1 0	592 1	13 0	95 1	29 0	0 0	137 0	729 1
WALTON COUNTY	74 1	623 1	295 1	1 0	993 1	15 0	134 1	47 1	0 0	196 1	1189 1
WARE COUNTY	59 0	254 0	117 0	0 0	430 0	17 1	83 0	33 0	0 0	133 0	563 0
WARREN COUNTY	13 0	46 0	23 0	1 0	83 0	0 0	7 0	2 0	0 0	9 0	92 0
WASHINGTON COUNTY	58 0	257 0	105 0	1 0	421 0	12 0	85 0	41 1	0 0	138 0	559 0
WAYNE COUNTY	25 0	136 0	72 0	0 0	233 0	2 0	39 0	19 0	0 0	60 0	293 0
WEBSTER COUNTY	8 0	37 0	28 0	0 0	73 0	0 0	5 0	0 0	0 0	5 0	78 0
WHEELER COUNTY	7 0	49 0	28 0	0 0	84 0	2 0	11 0	9 0	0 0	22 0	106 0
WHITE COUNTY	11 0	117 0	67 0	0 0	195 0	3 0	36 0	16 0	0 0	55 0	250 0
WHITFIELD COUNTY	193 1	835 1	323 1	0 0	1351 1	43 1	267 1	86 1	1 3	397 1	1748 1
WILCOX COUNTY	11 0	57 0	16 0	2 1	86 0	1 0	8 0	1 0	0 0	10 0	96 0
WILKES COUNTY	17 0	82 0	41 0	0 0	140 0	2 0	17 0	4 0	0 0	23 0	163 0
WILKINSON COUNTY	23 0	87 0	33 0	1 0	144 0	3 0	16 0	9 0	0 0	28 0	172 0
WORTH COUNTY	34 0	213 0	92 0	0 0	339 0	7 0	43 0	22 0	0 0	72 0	411 0
OUT OF STATE	233 2	1424 2	549 2	1 0	2207 2	38 1	430 2	159 2	0 0	627 2	2834 2
Total reported	14436	63276	28293	216	106221	3091	18141	7112	33	28377	134598
Percent Reported	100.0	100.0	100.0	100.0	100.0	100.0	100.0	100.0	100.0	100.0	100.0
NOT REPORTED	1	9	3	0	13	0	1	2	0	3	16
Total	14437	63285	28296	216	106234	3091	18142	7114	33	28380	134614

Probationer Statistical Profile

Sample: Active & admin probationers, not in facilities
Act probationers 05/16/2000

Requestor: Statistics

CIRCUIT OF CONVICTION by current age & sex

CIRCUIT	Men							Women							Grand Total	%						
	age 00-21	age 22-39	age 40-98	age UNKWN	Men Total	Men %	age 00-21	age 22-39	age 40-98	age UNKWN	Women Total	Women %										
ALAPAHA CIRCUIT	86	1	772	1	416	1	2	1	1276	1	20	1	181	1	83	1	0	0	284	1	1560	1
ALCOVY CIRCUIT	164	1	1331	2	662	2	3	1	2160	2	35	1	338	2	123	2	1	3	497	2	2657	2
ATLANTA CIRCUIT	1169	8	5478	9	2503	9	4	2	9154	9	123	4	1167	6	526	7	2	6	1818	6	10972	8
ATLANTIC CIRCUIT	137	1	505	1	213	1	6	3	861	1	23	1	155	1	68	1	1	3	247	1	1108	1
AUGUSTA CIRCUIT	431	3	1844	3	832	3	1	0	3108	3	115	4	566	3	247	3	0	0	928	3	4036	3
BLUE RIDGE CIRCUIT	217	2	719	1	315	1	5	2	1256	1	34	1	198	1	99	1	1	3	332	1	1588	1
BRUNSWICK CIRCUIT	347	2	1426	2	667	2	9	4	2449	2	81	3	375	2	154	2	1	3	611	2	3060	2
CHATTAHOOCHEE CIRCUIT	382	3	1664	3	748	3	2	1	2796	3	84	3	531	3	226	3	0	0	841	3	3637	3
CHEROKEE CIRCUIT	243	2	1531	2	694	2	3	1	2471	2	65	2	469	3	169	2	1	3	704	2	3175	2
CLAYTON CIRCUIT	289	2	818	1	364	1	1	0	1472	1	84	3	403	2	105	1	0	0	592	2	2064	2
COBB CIRCUIT	1086	8	5306	8	2276	8	19	9	8687	8	303	10	1581	9	633	9	2	6	2519	9	11206	8
CONASAUGA CIRCUIT	233	2	1067	2	399	1	0	0	1699	2	45	1	327	2	97	1	1	3	470	2	2169	2
CORDELE CIRCUIT	126	1	548	1	234	1	5	2	913	1	25	1	161	1	58	1	0	0	244	1	1157	1
COWETA CIRCUIT	459	3	1589	3	781	3	9	4	2838	3	113	4	580	3	220	3	2	6	915	3	3753	3
DOUGHERTY CIRCUIT	299	2	1992	3	837	3	2	1	3130	3	75	2	589	3	215	3	1	3	880	3	4010	3
DUBLIN CIRCUIT	125	1	591	1	274	1	5	2	995	1	11	0	113	1	54	1	1	3	179	1	1174	1
EASTERN CIRCUIT	366	3	1291	2	667	2	8	4	2332	2	102	3	638	4	237	3	1	3	978	3	3310	2
FLINT CIRCUIT	167	1	912	1	351	1	3	1	1433	1	28	1	209	1	99	1	0	0	336	1	1769	1
GRIFFIN CIRCUIT	372	3	1053	2	475	2	9	4	1909	2	89	3	379	2	145	2	3	9	616	2	2525	2
GWINNETT CIRCUIT	1169	8	4695	7	1721	6	15	7	7600	7	342	11	1284	7	452	6	4	12	2082	7	9682	7
HOUSTON CIRCUIT	171	1	626	1	213	1	1	0	1011	1	34	1	189	1	55	1	0	0	278	1	1289	1
LOOKOUT MOUNTAIN CIR	217	2	965	2	430	2	2	1	1614	2	46	2	311	2	113	2	0	0	470	2	2084	2
MACON CIRCUIT	339	2	1727	3	806	3	4	2	2876	3	79	3	572	3	245	3	0	0	896	3	3772	3
MIDDLE CIRCUIT	262	2	974	2	453	2	7	3	1696	2	66	2	287	2	133	2	1	3	487	2	2183	2
MOUNTAIN CIRCUIT	102	1	369	1	206	1	2	1	679	1	16	1	94	1	38	1	0	0	148	1	827	1
NORTHEASTERN CIRCUIT	134	1	628	1	362	1	3	1	1127	1	43	1	238	1	81	1	0	0	362	1	1489	1
NORTHERN CIRCUIT	144	1	973	2	470	2	9	4	1596	2	17	1	238	1	86	1	0	0	341	1	1937	1
OCMULGEE CIRCUIT	374	3	1783	3	695	2	6	3	2858	3	61	2	388	2	156	2	0	0	605	2	3463	3
OCONEE CIRCUIT	196	1	692	1	311	1	2	1	1201	1	40	1	191	1	85	1	1	3	317	1	1518	1
OGEECHEE CIRCUIT	382	3	1123	2	481	2	5	2	1991	2	88	3	352	2	117	2	0	0	557	2	2548	2
PATAULA CIRCUIT	172	1	623	1	260	1	5	2	1060	1	29	1	161	1	75	1	1	3	266	1	1326	1
PIEDMONT CIRCUIT	189	1	828	1	430	2	2	1	1449	1	35	1	250	1	92	1	1	3	378	1	1827	1
ROME CIRCUIT	112	1	737	1	404	1	1	0	1254	1	36	1	242	1	104	1	0	0	382	1	1636	1
SOUTH GEORGIA CIRCUIT	165	1	1062	2	517	2	3	1	1747	2	29	1	269	1	107	2	1	3	406	1	2153	2
SOUTHERN CIRCUIT	600	4	2321	4	901	3	11	5	3833	4	99	3	526	3	198	3	1	3	824	3	4657	3

(continued)

Probationer Statistical Profile

Sample: Active & admin probationers, not in facilities
Act probationers 05/16/2000

Requestor: Statistics

CIRCUIT OF CONVICTION by current age & sex (CONTINUED)

CIRCUIT	M e n							W o m e n							Grand Total %
	age 00-21	age 22-39	age 40-98	age UNKWN	Men Total	age 00-21	age 22-39	age 40-98	age UNKWN	Women Total					
SOUTHWESTERN CIRCUIT	291	1424	722	2	2439	48	335	144	0	527	2966				
STONE MOUNTAIN CIRCU	795	2647	1159	6	4607	160	818	277	1	1256	5863				
TALLAPOOSA CIRCUIT	213	986	556	11	1766	26	215	101	0	342	2108				
TIFTON CIRCUIT	184	846	365	2	1397	32	199	76	1	308	1705				
TOOMBS CIRCUIT	66	353	181	1	601	8	79	24	0	111	712				
WAYCROSS CIRCUIT	143	702	329	3	1177	32	208	77	0	317	1494				
WESTERN CIRCUIT	294	813	345	4	1456	75	233	78	0	386	1842				
ROCKDALE CIRCUIT	97	381	140	1	619	18	107	57	0	182	801				
DOUGLAS CIRCUIT	299	1520	756	2	2577	56	448	193	2	699	3276				
APPALACHIAN CIRCUIT	168	678	389	4	1239	35	248	116	0	399	1638				
ENOTAH CIRCUIT	55	368	178	1	602	10	105	55	0	170	772				
BELL-FORSYTH CIRCUIT	64	327	177	3	571	13	99	46	1	159	730				
Total reported	14095	61608	27665	214	103582	3028	17646	6939	33	27646	131228				
Percent Reported	97.6	97.4	97.8	99.1	97.5	98.0	97.3	97.5	100.0	97.4	97.5				
TOWALIGA CIRCUIT	108	243	78	1	430	25	64	14	0	103	533				
TOWALIGA CIRCUIT	234	1434	553	1	2222	38	432	161	0	631	2853				
Total	14437	63285	28296	216	106234	3091	18142	7114	33	28380	134614				

Probationer Statistical Profile

Sample: Active & admin probationers, not in facilities
Act probationers 05/16/2000

Requestor: Statistics

CIRCUIT OF CURRENT SUPERVISION by current age & sex

CIRCUIT	Men							Women							Grand Total	%						
	age 00-21	age 22-39	age 40-98	age UNKWN	Men Total	age 00-21	age 22-39	age 40-98	age UNKWN	Women Total												
ALAPAHA CIRCUIT	100	1	772	1	400	1	3	1	1275	1	18	1	172	1	89	1	0	0	279	1	1554	1
ALCOVY CIRCUIT	160	1	1292	2	624	2	3	1	2079	2	33	1	323	2	119	2	1	3	476	2	2555	2
ATLANTA CIRCUIT	1302	9	6327	10	2780	10	4	2	10413	10	182	6	1503	8	627	9	2	6	2314	8	12727	10
ATLANTIC CIRCUIT	143	1	512	1	232	1	5	2	892	1	26	1	188	1	73	1	0	0	287	1	1179	1
AUGUSTA CIRCUIT	455	3	1958	3	878	3	2	1	3293	3	117	4	589	3	254	4	0	0	960	3	4253	3
BLUE RIDGE CIRCUIT	188	1	715	1	299	1	5	2	1207	1	33	1	203	1	94	1	2	6	332	1	1539	1
BRUNSWICK CIRCUIT	352	2	1474	2	703	3	9	4	2538	2	87	3	390	2	163	2	1	3	641	2	3179	2
CHATTAHOOCHEE CIRCUIT	384	3	1693	3	788	3	2	1	2867	3	85	3	530	3	225	3	0	0	840	3	3707	3
CHEROKEE CIRCUIT	247	2	1552	2	709	3	3	1	2511	2	66	2	481	3	166	2	1	3	714	3	3225	2
CLAYTON CIRCUIT	287	2	873	1	356	1	0	0	1516	1	69	2	388	2	112	2	1	3	570	2	2086	2
COBB CIRCUIT	1049	7	5069	8	2141	8	18	9	8277	8	270	9	1394	8	586	8	1	3	2251	8	10528	8
CONASAUGA CIRCUIT	256	2	1169	2	438	2	0	0	1863	2	46	2	349	2	101	1	1	3	497	2	2360	2
CORDELE CIRCUIT	116	1	515	1	240	1	5	2	876	1	24	1	161	1	58	1	0	0	243	1	1119	1
COWETA CIRCUIT	473	3	1640	3	817	3	9	4	2939	3	115	4	596	3	228	3	2	6	941	3	3880	3
DOUGHERTY CIRCUIT	316	2	2039	3	841	3	3	1	3199	3	71	2	592	3	215	3	0	0	878	3	4077	3
DUBLIN CIRCUIT	130	1	587	1	276	1	5	2	998	1	10	0	130	1	56	1	1	3	197	1	1195	1
EASTERN CIRCUIT	385	3	1366	2	676	2	8	4	2435	2	100	3	638	4	234	3	1	3	973	3	3408	3
FLINT CIRCUIT	176	1	600	1	246	1	2	1	1024	1	31	1	165	1	59	1	0	0	255	1	1279	1
GRIFFIN CIRCUIT	352	2	1003	2	502	2	10	5	1867	2	89	3	335	2	119	2	3	9	546	2	2413	2
GWINNETT CIRCUIT	1220	9	4849	8	1744	6	14	7	7827	7	352	12	1327	7	480	7	4	13	2163	8	9990	8
HOUSTON CIRCUIT	162	1	606	1	221	1	1	0	990	1	34	1	171	1	54	1	0	0	259	1	1249	1
LOOKOUT MOUNTAIN CIR	212	1	972	2	442	2	2	1	1628	2	44	1	324	2	122	2	0	0	490	2	2118	2
MACON CIRCUIT	364	3	1779	3	842	3	5	2	2990	3	81	3	592	3	252	4	0	0	925	3	3915	3
MIDDLE CIRCUIT	261	2	1002	2	484	2	6	3	1753	2	66	2	302	2	133	2	1	3	502	2	2255	2
MOUNTAIN CIRCUIT	102	1	392	1	218	1	2	1	714	1	19	1	103	1	53	1	0	0	175	1	889	1
NORTHEASTERN CIRCUIT	153	1	743	1	383	1	5	2	1284	1	46	2	272	2	102	1	0	0	420	1	1704	1
NORTHERN CIRCUIT	177	1	974	2	481	2	9	4	1641	2	17	1	256	1	92	1	1	3	366	1	2007	2
OCMULGEE CIRCUIT	372	3	1706	3	682	2	4	2	2764	3	62	2	388	2	157	2	0	0	607	2	3371	3
OCONEE CIRCUIT	188	1	648	1	296	1	2	1	1134	1	34	1	178	1	81	1	1	3	294	1	1428	1
OGEECHEE CIRCUIT	351	2	1071	2	483	2	5	2	1910	2	85	3	349	2	121	2	1	3	556	2	2466	2
PATAULA CIRCUIT	164	1	645	1	276	1	4	2	1089	1	31	1	155	1	76	1	2	6	264	1	1353	1
PIEDMONT CIRCUIT	172	1	822	1	416	1	1	0	1411	1	30	1	243	1	90	1	0	0	363	1	1774	1
ROME CIRCUIT	113	1	766	1	403	1	1	0	1283	1	39	1	253	1	108	2	0	0	400	1	1683	1
SOUTH GEORGIA CIRCUIT	179	1	1063	2	525	2	4	2	1771	2	32	1	291	2	115	2	1	3	439	2	2210	2
SOUTHERN CIRCUIT	583	4	2346	4	924	3	9	4	3862	4	97	3	530	3	197	3	1	3	825	3	4687	4
SOUTHWESTERN CIRCUIT	286	2	1367	2	689	2	2	1	2344	2	49	2	326	2	142	2	0	0	517	2	2861	2

(continued)

Probationer Statistical Profile

Sample: Active & admin probationers, not in facilities
Act probationers 05/16/2000

Requestor: Statistics

CIRCUIT OF CURRENT SUPERVISION by current age & sex (CONTINUED)

CIRCUIT	M e n					W o m e n					Grand Total %
	age 00-21 %	age 22-39 %	age 40-98 %	age UNKWN %	Men Total %	age 00-21 %	age 22-39 %	age 40-98 %	age UNKWN %	Women Total %	
STONE MOUNTAIN CIRCUIT	839 6	3019 5	1276 5	8 4	5142 5	160 5	918 5	307 4	0 0	1385 5	6527 5
TALLAPOOSA CIRCUIT	235 2	1050 2	573 2	11 5	1869 2	33 1	265 1	120 2	0 0	418 1	2287 2
TIFTON CIRCUIT	197 1	864 1	379 1	2 1	1442 1	35 1	213 1	83 1	1 3	332 1	1774 1
TOOMBS CIRCUIT	65 0	350 1	182 1	1 0	598 1	11 0	80 0	29 0	0 0	120 0	718 1
WAYCROSS CIRCUIT	146 1	741 1	335 1	4 2	1226 1	35 1	208 1	83 1	0 0	326 1	1552 1
WESTERN CIRCUIT	277 2	828 1	352 1	5 2	1462 1	76 2	219 1	77 1	0 0	372 1	1834 1
ROCKDALE CIRCUIT	97 1	411 1	169 1	2 1	679 1	20 1	119 1	52 1	0 0	191 1	870 1
DOUGLAS CIRCUIT	271 2	1311 2	659 2	1 0	2242 2	52 2	385 2	155 2	2 6	594 2	2836 2
APPALACHIAN CIRCUIT	158 1	642 1	382 1	4 2	1186 1	33 1	225 1	105 1	0 0	363 1	1549 1
ENOTAH CIRCUIT	57 0	367 1	187 1	1 0	612 1	12 0	102 1	54 1	0 0	168 1	780 1
Total reported	14272	62490	27949	211	104922	3057	17921	7018	32	28028	132950
Percent Reported	98.9	98.7	98.8	97.7	98.8	98.9	98.8	98.7	97.0	98.8	98.8
Washington Det Ctr	165	795	347	5	1312	34	221	96	1	352	1664
Total	14437	63285	28296	216	106234	3091	18142	7114	33	28380	134614

Probationer Statistical Profile

Sample: Active & admin probationers, not in facilities
Act probationers 05/16/2000

Requestor: Statistics

SENTENCE LENGTH by current age & sex

SENTENCE (IN YEARS)	M e n						W o m e n						Grand Total %
	age 00-21 %	age 22-39 %	age 40-98 %	age UNKWN %	Men Total %	age 00-21 %	age 22-39 %	age 40-98 %	age UNKWN %	Women Total %			
0-1	1331 9	4033 6	1490 5	13 6	6867 6	375 12	1172 6	392 6	1 3	1940 7	8807 7		
1.1-2	2422 17	6660 11	2772 10	37 17	11891 11	696 23	2002 11	666 9	7 21	3371 12	15262 11		
2.1-3	1694 12	5448 9	2290 8	30 14	9462 9	467 15	1917 11	619 9	5 15	3008 11	12470 9		
3.1-4	1456 10	5363 8	2271 8	17 8	9107 9	414 13	2205 11	674 9	4 12	3097 11	12204 9		
4.1-5	1527 11	7550 12	3151 11	23 11	12251 12	248 8	2137 12	769 11	3 9	3157 11	15408 11		
5.1-6	3354 23	14862 23	6282 22	48 22	24546 23	561 18	4259 23	1580 22	3 9	6403 23	30949 23		
6.1-7	377 3	2277 4	981 3	9 4	3644 3	67 2	597 3	250 4	1 3	915 3	4559 3		
7.1-8	381 3	2535 4	1091 4	4 2	4011 4	41 1	545 3	257 4	0 0	843 3	4854 4		
8.1-9	306 2	2049 3	900 3	5 2	3260 3	46 1	557 3	260 4	1 3	864 3	4124 3		
9.1-10	122 1	983 2	553 2	0 0	1658 2	12 0	252 1	117 2	0 0	381 1	2039 2		
10.1-12	1153 8	7641 12	3769 13	22 10	12585 12	138 4	2073 11	1084 15	8 24	3303 12	15888 12		
12.1-15	55 0	898 1	638 2	0 0	1591 1	6 0	128 1	106 1	0 0	240 1	1831 1		
15.1-20	146 1	1561 2	1057 4	3 1	2767 3	8 0	285 2	177 2	0 0	470 2	3237 2		
20.1-OVER	112 1	1403 2	977 3	5 2	2497 2	12 0	212 1	160 2	0 0	384 1	2881 2		
INDEFINITE	1 0	21 0	74 0	0 0	96 0	0 0	1 0	3 0	0 0	4 0	100 0		
Total reported	14437	63284	28296	216	106233	3091	18142	7114	33	28380	134613		
Percent Reported	100.0	100.0	100.0	100.0	100.0	100.0	100.0	100.0	100.0	100.0	100.0		
NOT REPORTED	0	1	0	0	1	0	0	0	0	0	1		
Total	14437	63285	28296	216	106234	3091	18142	7114	33	28380	134614		
AVERAGE EXCLUDING INDEFINITE	4.33	5.60	6.23	4.74	5.59	3.44	5.07	5.87	4.70	5.09	5.49		

Probationer Statistical Profile

Sample: Active & admin probationers, not in facilities
Act probationers 05/16/2000

Requestor: Statistics

TIME SERVED by current age & sex

TIME SERVED (IN YRS)	M e n					W o m e n					Grand Total %
	age 00-21 %	age 22-39 %	age 40-98 %	age UNKWN %	Men Total %	age 00-21 %	age 22-39 %	age 40-98 %	age UNKWN %	Women Total %	
0-1	7960 55	20301 32	8202 29	120 56	36583 34	1791 58	6219 34	2013 28	19 58	10042 35	46625 35
1.1-2	3742 26	13416 21	5503 19	69 32	22730 21	803 26	4180 23	1444 20	12 36	6439 23	29169 22
2.1-3	1931 13	10154 16	4298 15	23 11	16406 15	397 13	3207 18	1198 17	1 3	4803 17	21209 16
3.1-4	686 5	7203 11	3082 11	1 0	10972 10	82 3	1836 10	801 11	0 0	2719 10	13691 10
4.1-5	89 1	5128 8	2392 8	1 0	7610 7	11 0	1235 7	565 8	1 3	1812 6	9422 7
5.1-6	9 0	2218 4	1074 4	0 0	3301 3	0 0	452 2	235 3	0 0	687 2	3988 3
6.1-7	3 0	1441 2	817 3	0 0	2261 2	0 0	306 2	227 3	0 0	533 2	2794 2
7.1-8	4 0	996 2	647 2	0 0	1647 2	0 0	224 1	176 2	0 0	400 1	2047 2
8.1-9	5 0	902 1	679 2	2 1	1588 1	5 0	212 1	150 2	0 0	367 1	1955 1
9.1-10	4 0	670 1	571 2	0 0	1245 1	1 0	119 1	141 2	0 0	261 1	1506 1
10.1-12	4 0	434 1	425 2	0 0	863 1	1 0	75 0	80 1	0 0	156 1	1019 1
12.1-15	0 0	318 1	364 1	0 0	682 1	0 0	62 0	47 1	0 0	109 0	791 1
15.1-20	0 0	99 0	200 1	0 0	299 0	0 0	13 0	33 0	0 0	46 0	345 0
20.1-OVER	0 0	5 0	41 0	0 0	46 0	0 0	2 0	4 0	0 0	6 0	52 0
Total reported	14437	63285	28295	216	106233	3091	18142	7114	33	28380	134613
Percent Reported	100.0	100.0	100.0	100.0	100.0	100.0	100.0	100.0	100.0	100.0	100.0
NOT REPORTED	0	0	1	0	1	0	0	0	0	0	1
Total	14437	63285	28296	216	106234	3091	18142	7114	33	28380	134614
AVERAGE TIME SERVED	1.18	2.48	3.02	1.13	2.45	1.09	2.21	2.87	1.13	2.25	2.40

Probationer Statistical Profile

Sample: Active & admin probationers, not in facilities
Act probationers 05/16/2000

Requestor: Statistics

TIME LEFT TO SERVE by current age & sex

TIME LEFT (IN YEARS)	Men					Women					Grand Total %
	age 00-21 %	age 22-39 %	age 40-98 %	age UNKWN %	Men Total %	age 00-21 %	age 22-39 %	age 40-98 %	age UNKWN %	Women Total %	
0-1	4284 30	17859 28	7817 28	57 26	30017 28	1240 40	5381 30	2005 28	10 30	8636 30	38653 29
1.1-2	1985 14	10746 17	4919 17	28 13	17678 17	518 17	3204 18	1278 18	4 12	5004 18	22682 17
2.1-3	2087 14	9027 14	3973 14	28 13	15115 14	452 15	2805 15	1059 15	3 9	4319 15	19434 14
3.1-4	1865 13	7508 12	3139 11	32 15	12544 12	314 10	2071 11	798 11	3 9	3186 11	15730 12
4.1-5	1876 13	6142 10	2652 9	29 13	10699 10	286 9	1761 10	605 9	3 9	2655 9	13354 10
5.1-6	342 2	2409 4	1122 4	9 4	3882 4	55 2	579 3	323 5	2 6	959 3	4841 4
6.1-7	423 3	2256 4	1009 4	1 0	3689 3	46 1	587 3	261 4	1 3	895 3	4584 3
7.1-8	396 3	1900 3	860 3	7 3	3163 3	43 1	517 3	217 3	1 3	778 3	3941 3
8.1-9	445 3	1555 2	721 3	6 3	2727 3	54 2	422 2	177 2	3 9	656 2	3383 3
9.1-10	413 3	1458 2	671 2	9 4	2551 2	59 2	405 2	156 2	3 9	623 2	3174 2
10.1-12	47 0	653 1	394 1	3 1	1097 1	4 0	108 1	67 1	0 0	179 1	1276 1
12.1-15	141 1	823 1	404 1	3 1	1371 1	4 0	133 1	69 1	0 0	206 1	1577 1
15.1-20	93 1	576 1	318 1	4 2	991 1	10 0	96 1	50 1	0 0	156 1	1147 1
20.1-OVER	28 0	321 1	197 1	0 0	546 1	4 0	53 0	36 1	0 0	93 0	639 0
INDEFINITE	1 0	21 0	74 0	0 0	96 0	0 0	1 0	3 0	0 0	4 0	100 0
NONE	11 0	31 0	26 0	0 0	68 0	2 0	19 0	10 0	0 0	31 0	99 0
Total reported	14437	63285	28296	216	106234	3091	18142	7114	33	28380	134614
Percent Reported	100.0	100.0	100.0	100.0	100.0	100.0	100.0	100.0	100.0	100.0	100.0
NOT REPORTED	0	0	0	0	0	0	0	0	0	0	0
Total	14437	63285	28296	216	106234	3091	18142	7114	33	28380	134614
AVERAGE EXCLUDING INDEFINITE, NONE	3.18	3.28	3.43	3.61	3.31	2.37	2.99	3.20	3.57	2.98	3.24

Probationer Statistical Profile

Sample: Active & admin probationers, not in facilities
Act probationers 05/16/2000

Requestor: Statistics

CASE TYPE by current age & sex

CASE TYPE	Men				Women				Grand Total	%
	age 00-21	age 22-39	age 40-98	age UNKWN	age 00-21	age 22-39	age 40-98	age UNKWN		
PRESENTENCE	0	0	0	0	0	0	0	0	0	0
SPLIT SENTENCE	211	1	5664	9	3863	14	5	2	9743	9
STRAIGHT SENTENCE	13988	97	56118	89	23794	84	210	97	94110	89
ABANDONMENT&BASTARDY	1	0	24	0	70	0	0	0	95	0
OUT OF STATE PROB	234	2	1452	2	558	2	1	0	2245	2
OUT OF STATE A&B	0	0	0	0	0	0	0	0	0	0
SUSPENDED SENTENCE	3	0	27	0	11	0	0	0	41	0
Total reported	14437		63285		28296		216		106234	
Percent Reported	100.0		100.0		100.0		100.0		100.0	
NOT REPORTED	0		0		0		0		0	
Total	14437		63285		28296		216		106234	

Probationer Statistical Profile

Sample: Active & admin probationers, not in facilities
Act probationers 05/16/2000

Requestor: Statistics

RELEASE TYPE by current age & sex

RELEASE TYPE	M e n					W o m e n					Grand	
	age 00-21	age 22-39	age 40-98	age UNKWN	Men Total	age 00-21	age 22-39	age 40-98	age UNKWN	Women Total	Total	%
TRANSF OUT OF STATE	0 0	0 0	0 0	0 0	0 0	0 0	0 0	0 0	0 0	0 0	0 0	0 0
REVOKED (TECHNICAL)	0 0	0 0	0 0	0 0	0 0	0 0	0 0	0 0	0 0	0 0	0 0	0 0
REVOKED (NEW SENT)	0 0	0 0	0 0	0 0	0 0	0 0	0 0	0 0	0 0	0 0	0 0	0 0
REVOKED (NEW CRIME)	0 0	0 0	0 0	0 0	0 0	0 0	0 0	0 0	0 0	0 0	0 0	0 0
ABSCONDED (TOLLED)	0 0	0 0	0 0	0 0	0 0	0 0	0 0	0 0	0 0	0 0	0 0	0 0
ABSCONDED (NON-TOLL)	0 0	0 0	0 0	0 0	0 0	0 0	0 0	0 0	0 0	0 0	0 0	0 0
TERMINATED BY COURT	0 0	0 0	0 0	0 0	0 0	0 0	0 0	0 0	0 0	0 0	0 0	0 0
OUT OF STATE TERM	0 0	0 0	0 0	0 0	0 0	0 0	0 0	0 0	0 0	0 0	0 0	0 0
DEATH	0 0	0 0	0 0	0 0	0 0	0 0	0 0	0 0	0 0	0 0	0 0	0 0
FINAN OBLIG COMPLETE	0 0	0 0	0 0	0 0	0 0	0 0	0 0	0 0	0 0	0 0	0 0	0 0
OTHER	0 0	0 0	0 0	0 0	0 0	0 0	0 0	0 0	0 0	0 0	0 0	0 0
NORMAL RELEASE	0 0	0 0	0 0	0 0	0 0	0 0	0 0	0 0	0 0	0 0	0 0	0 0
A & B SPECIAL TERM	0 0	0 0	0 0	0 0	0 0	0 0	0 0	0 0	0 0	0 0	0 0	0 0
INDEP JURISDICTION	0 0	0 0	0 0	0 0	0 0	0 0	0 0	0 0	0 0	0 0	0 0	0 0
ACTIVE	14437100	63285100	28296100	216100	106234100	3091100	18142100	7114100	33100	28380100	134614100	
Total reported	14437	63285	28296	216	106234	3091	18142	7114	33	28380	134614	
Percent Reported	100.0	100.0	100.0	100.0	100.0	100.0	100.0	100.0	100.0	100.0	100.0	
NOT REPORTED	0	0	0	0	0	0	0	0	0	0	0	
Total	14437	63285	28296	216	106234	3091	18142	7114	33	28380	134614	

Probationer Statistical Profile

Sample: Active & admin probationers, not in facilities
Act probationers 05/16/2000

Requestor: Statistics

FIRST OFFENDER STATUS by current age & sex

STATUS	M e n					W o m e n					Grand Total %
	age 00-21 %	age 22-39 %	age 40-98 %	age UNKWN %	Men Total %	age 00-21 %	age 22-39 %	age 40-98 %	age UNKWN %	Women Total %	
FIRST OFFNDR STATUS	5909 41	13902 22	4114 15	41 19	23966 23	1578 51	6304 35	1894 27	10 30	9786 35	33752 25
NO FIRST OFFNDR STAT	8526 59	49292 78	24051 85	175 81	82044 77	1513 49	11823 65	5198 73	23 70	18557 65	100601 75
Total reported	14435	63194	28165	216	106010	3091	18127	7092	33	28343	134353
Percent Reported	100.0	99.9	99.5	100.0	99.8	100.0	99.9	99.7	100.0	99.9	99.8
NOT REPORTED	2	91	131	0	224	0	15	22	0	37	261
Total	14437	63285	28296	216	106234	3091	18142	7114	33	28380	134614

Probationer Statistical Profile

Sample: Active & admin probationers, not in facilities
Act probationers 05/16/2000

Requestor: Statistics

TYPE PROBATIONER by current age & sex

TYPE PROBATIONER	M e n					W o m e n					Grand Total %
	age 00-21 %	age 22-39 %	age 40-98 %	age UNKWN %	Men Total %	age 00-21 %	age 22-39 %	age 40-98 %	age UNKWN %	Women Total %	
MISDEMEANANT	3154 22	9381 15	3966 14	57 27	16558 16	909 30	2685 15	978 14	10 30	4582 16	21140 16
FELON	11077 78	53565 85	24116 86	157 73	88915 84	2135 70	15311 85	6081 86	23 70	23550 84	112465 84
ABANDONMENT&BASTARDY	1 0	24 0	70 0	0 0	95 0	0 0	1 0	0 0	0 0	1 0	96 0
SUSPENDED SENTENCE	3 0	27 0	11 0	0 0	41 0	0 0	4 0	3 0	0 0	7 0	48 0
Total reported	14235	62997	28163	214	105609	3044	18001	7062	33	28140	133749
Percent Reported	98.6	99.5	99.5	99.1	99.4	98.5	99.2	99.3	100.0	99.2	99.4
NOT REPORTED	202	288	133	2	625	47	141	52	0	240	865
Total	14437	63285	28296	216	106234	3091	18142	7114	33	28380	134614

Probationer Statistical Profile

Sample: Active & admin probationers, not in facilities
Act probationers 05/16/2000

Requestor: Statistics

MOST SERIOUS CRIME BY GROUP by current age & sex

CRIME GROUP	Men				Women				Grand Total	%	
	age 00-21	age 22-39	age 40-98	age UNKWN	age 00-21	age 22-39	age 40-98	age UNKWN			
HOMICIDE	32	345	243	0	620	5	97	83	0	185	805
ABORTION	0	5	0	0	5	0	1	0	0	1	6
BODILY INJRY&REL OFF	731	4863	2761	26	8381	146	961	388	1	1496	9877
ARSON & REL OFF	42	319	171	0	532	10	87	54	0	151	683
DAMAGE OF PROPERTY	250	644	203	3	1100	46	133	41	0	220	1320
BURGLARY & REL OFF	1874	5560	1323	7	8764	136	529	116	0	781	9545
FORGERY & REL OFF	567	3940	1597	7	6111	471	3440	1107	4	5022	11133
THEFT	2723	8195	2956	17	13891	797	3743	1281	2	5823	19714
ROBBERY	410	1644	420	1	2475	35	139	40	0	214	2689
SEXUAL OFFENSES	441	1985	1933	11	4370	9	89	35	0	133	4503
OBSCENITY CRIMES	1	6	4	0	11	0	0	0	0	0	11
TREASON & REL OFF	8	26	6	0	40	2	15	3	0	20	60
CRIMES INVOLVNG GOVT	181	1114	403	3	1701	32	450	223	1	706	2407
FALSIFICATIONS	19	157	88	1	265	16	85	29	0	130	395
OBSTRUCT LAW ENFORCE	35	237	87	0	359	13	82	28	0	123	482
DISORDERLY CONDUCT	69	217	59	2	347	11	23	8	0	42	389
GAMBLING & REL OFF	3	20	18	0	41	3	6	5	0	14	55
CRUELTY TO CHILDREN	23	518	297	2	840	20	368	93	0	481	1321
CRIMES WITH GUNS	192	991	583	3	1769	21	51	27	0	99	1868
INVASION PRIVACY	7	105	44	1	157	0	0	2	0	2	159
RACKETEERING	0	3	19	0	22	1	4	2	0	7	29
DRUG ABUSE OFFENSES	3300	19177	7951	59	30487	332	4469	2170	13	6984	37471
DRUG TRAFFICKING	23	446	273	0	742	6	105	80	1	192	934
AUTO CRIMES	15	2574	2431	13	5033	1	229	191	0	421	5454
REVENUE & CONTRABAND	0	3	7	0	10	1	3	1	0	5	15
CRIMES OF OTH STATES	35	159	81	0	275	4	64	22	0	90	365
MISC. FELONIES	94	311	164	1	570	17	133	53	1	204	774
MISDEMEANORS	3360	9697	4172	59	17288	956	2829	1031	10	4826	22114
Total reported	14435	63261	28294	216	106206	3091	18135	7113	33	28372	134578
Percent Reported	100.0	100.0	100.0	100.0	100.0	100.0	100.0	100.0	100.0	100.0	100.0
NOT REPORTED	2	24	2	0	28	0	7	1	0	8	36
Total	14437	63285	28296	216	106234	3091	18142	7114	33	28380	134614

Probationer Statistical Profile

Sample: Active & admin probationers, not in facilities
Act probationers 05/16/2000

Requestor: Statistics

MOST SERIOUS OFFENSE by current age & sex

MOST SERIOUS OFFENSE	Men					Women					Grand Total %	
	age 00-21 %	age 22-39 %	age 40-98 %	age UNKWN %	Men Total %	age 00-21 %	age 22-39 %	age 40-98 %	age UNKWN %	Women Total %		

MISDEMEANORS	-----											
abandonment	1 0	20 0	70 0	0 0	91 0	0 0	2 0	0 0	0 0	2 0	93 0	
non-support	0 0	1 0	0 0	0 0	1 0	0 0	0 0	0 0	0 0	0 0	1 0	
stalking	4 0	48 0	33 0	0 0	85 0	1 0	4 0	6 0	0 0	11 0	96 0	
assault & battery	46 0	378 1	134 0	1 0	559 1	15 0	57 0	15 0	0 0	87 0	646 0	
attempted murder	0 0	2 0	0 0	0 0	2 0	1 0	0 0	0 0	0 0	1 0	3 0	
aggravated assault	3 0	30 0	24 0	1 0	58 0	2 0	7 0	3 0	0 0	12 0	70 0	
simple assault	54 0	200 0	102 0	3 1	359 0	17 1	49 0	18 0	0 0	84 0	443 0	
simple battery	376 3	1543 2	654 2	11 5	2584 2	104 3	314 2	90 1	1 3	509 2	3093 2	
stabbing another	3 0	4 0	2 0	0 0	9 0	2 0	3 0	2 0	0 0	7 0	16 0	
shooting at another	2 0	1 0	2 0	0 0	5 0	0 0	2 0	0 0	0 0	2 0	7 0	
wife beating	0 0	1 0	4 0	0 0	5 0	0 0	0 0	0 0	0 0	0 0	5 0	
concealing a death	0 0	1 0	1 0	0 0	2 0	0 0	0 0	0 0	0 0	0 0	2 0	
leave scene had inju	1 0	1 0	1 0	0 0	3 0	0 0	1 0	0 0	0 0	1 0	4 0	
criminal intfer govt	2 0	3 0	1 0	0 0	6 0	0 0	2 0	0 0	0 0	2 0	8 0	
reckless conduct	48 0	110 0	42 0	2 1	202 0	8 0	30 0	5 0	0 0	43 0	245 0	
disorderly conduct	53 0	101 0	55 0	0 0	209 0	12 0	33 0	16 0	0 0	61 0	270 0	
hazing	0 0	1 0	0 0	0 0	1 0	1 0	0 0	0 0	0 0	1 0	2 0	
motor vehicle abando	0 0	1 0	1 0	0 0	2 0	0 0	1 0	1 0	0 0	2 0	4 0	
larceny	2 0	4 0	1 0	0 0	7 0	1 0	1 0	1 0	0 0	3 0	10 0	
receiving stolen goo	55 0	69 0	15 0	0 0	139 0	11 0	28 0	2 0	0 0	41 0	180 0	
theft by taking	198 1	326 1	85 0	0 0	609 1	97 3	157 1	50 1	1 3	305 1	914 1	
robbery	1 0	8 0	1 0	0 0	10 0	0 0	2 0	0 0	0 0	2 0	12 0	
burglary	9 0	31 0	5 0	0 0	45 0	1 0	4 0	0 0	0 0	5 0	50 0	
taking vech temporar	1 0	1 0	0 0	0 0	2 0	0 0	0 0	0 0	0 0	0 0	2 0	
alter id	2 0	3 0	0 0	0 0	5 0	0 0	0 0	1 0	0 0	1 0	6 0	
defrauding public ut	0 0	0 0	1 0	0 0	1 0	0 0	1 0	0 0	0 0	1 0	2 0	
cheating & swindling	0 0	2 0	1 0	0 0	3 0	0 0	1 0	0 0	0 0	1 0	4 0	
bad checks	24 0	272 0	134 0	0 0	430 0	40 1	349 2	131 2	2 6	522 2	952 1	
fraudulent checks	2 0	12 0	6 0	0 0	20 0	2 0	11 0	3 0	0 0	16 0	36 0	
forgery	3 0	16 0	4 0	0 0	23 0	1 0	14 0	3 0	0 0	18 0	41 0	
worthless checks	0 0	9 0	4 0	0 0	13 0	0 0	12 0	10 0	0 0	22 0	35 0	
sale/dist of narcoti	0 0	5 0	4 0	0 0	9 0	0 0	0 0	1 0	0 0	1 0	10 0	
public drunkenness	11 0	29 0	20 0	0 0	60 0	1 0	4 0	5 0	0 0	10 0	70 0	

(continued)

Probationer Statistical Profile

Sample: Active & admin probationers, not in facilities
Act probationers 05/16/2000

Requestor: Statistics

MOST SERIOUS OFFENSE by current age & sex (CONTINUED)

MOST SERIOUS OFFENSE	Men					Women					Grand Total	%
	age 00-21	age 22-39	age 40-98	age UNKWN	Men Total	age 00-21	age 22-39	age 40-98	age UNKWN	Women Total		
s/d dep,stim,cntrf d	0 0	2 0	0 0	0 0	2 0	0 0	1 0	0 0	0 0	1 0	3 0	
abusive language	0 0	3 0	2 0	0 0	5 0	0 0	1 0	0 0	0 0	1 0	6 0	
poss n.t.p. whiskey	0 0	0 0	1 0	0 0	1 0	0 0	0 0	1 0	0 0	1 0	2 0	
sale/dist of l.s.d.	0 0	1 0	0 0	0 0	1 0	0 0	0 0	0 0	0 0	0 0	1 0	
sale/dist of marijua	1 0	8 0	5 0	0 0	14 0	0 0	2 0	0 0	0 0	2 0	16 0	
poss of narcotics	1 0	3 0	1 0	0 0	5 0	0 0	0 0	1 0	0 0	1 0	6 0	
poss dep,stim,cntrf	0 0	4 0	0 0	0 0	4 0	0 0	1 0	0 0	0 0	1 0	5 0	
poss of l.s.d.	0 0	0 0	1 0	0 0	1 0	0 0	0 0	0 0	0 0	0 0	1 0	
poss of marijuana	296 2	368 1	76 0	3 1	743 1	37 1	85 0	21 0	0 0	143 1	886 1	
viol motor veh law	161 1	527 1	136 0	1 0	825 1	28 1	89 0	31 0	1 3	149 1	974 1	
d.u.i.	586 4	3303 5	1718 6	30 14	5637 5	116 4	627 3	294 4	5 15	1042 4	6679 5	
obstr of law enf off	185 1	441 1	129 0	1 0	756 1	32 1	105 1	48 1	0 0	185 1	941 1	
impersonating anothe	27 0	63 0	10 0	0 0	100 0	7 0	23 0	1 0	0 0	31 0	131 0	
criminal trespassing	254 2	305 0	126 0	3 1	688 1	38 1	103 1	24 0	0 0	165 1	853 1	
illegal attm to obt	1 0	1 0	0 0	0 0	2 0	0 0	1 0	2 0	0 0	3 0	5 0	
criminal damage	20 0	22 0	6 0	0 0	48 0	5 0	5 0	1 0	0 0	11 0	59 0	
terroristic threats	1 0	6 0	5 0	0 0	12 0	2 0	1 0	1 0	0 0	4 0	16 0	
viol ga cntrl subst	212 1	327 1	70 0	0 0	609 1	40 1	89 0	19 0	0 0	148 1	757 1	
prostitution	0 0	0 0	0 0	0 0	0 0	1 0	9 0	3 0	0 0	13 0	13 0	
sodomy	0 0	2 0	5 0	0 0	7 0	0 0	2 0	0 0	0 0	2 0	9 0	
public indecency	6 0	56 0	21 0	0 0	83 0	1 0	1 0	0 0	0 0	2 0	85 0	
peeping tom	4 0	4 0	1 0	0 0	9 0	0 0	0 0	0 0	0 0	0 0	9 0	
molesting a minor	0 0	0 0	3 0	0 0	3 0	0 0	1 0	0 0	0 0	1 0	4 0	
fornication & adultr	0 0	0 0	0 0	0 0	0 0	1 0	0 0	0 0	0 0	1 0	1 0	
attempted rape	0 0	2 0	0 0	0 0	2 0	0 0	0 0	0 0	0 0	0 0	2 0	
sexual battery	21 0	51 0	39 0	0 0	111 0	1 0	3 0	0 0	0 0	4 0	115 0	
vagrancy	1 0	1 0	0 0	0 0	2 0	0 0	1 0	0 0	0 0	1 0	3 0	
escape	6 0	19 0	3 0	0 0	28 0	1 0	2 0	0 0	0 0	3 0	31 0	
cpwl & concealed wea	78 1	100 0	29 0	1 0	208 0	4 0	8 0	4 0	0 0	16 0	224 0	
shoplifting	253 2	252 0	101 0	0 0	606 1	249 8	331 2	109 2	0 0	689 2	1295 1	
viol game & fish law	4 0	1 0	2 0	0 0	7 0	0 0	0 0	0 0	0 0	0 0	7 0	
pointing gun at anot	5 0	16 0	16 0	0 0	37 0	1 0	3 0	1 0	0 0	5 0	42 0	
carry dly weapons pu	10 0	12 0	4 0	0 0	26 0	1 0	1 0	0 0	0 0	2 0	28 0	
criminal attempt	4 0	4 0	1 0	0 0	9 0	0 0	2 0	4 0	0 0	6 0	15 0	
other misdemeanor	120 1	272 0	121 0	0 0	513 0	27 1	102 1	51 1	0 0	180 1	693 1	

(continued)

Probationer Statistical Profile

Sample: Active & admin probationers, not in facilities
Act probationers 05/16/2000

Requestor: Statistics

MOST SERIOUS OFFENSE by current age & sex (CONTINUED)

MOST SERIOUS OFFENSE	Men					Women					Grand Total	%
	age 00-21	age 22-39	age 40-98	age UNKWN	Men Total	age 00-21	age 22-39	age 40-98	age UNKWN	Women Total		
inciting to riot	0	0	0	0	0	0	1	0	0	0	1	1
fighting in public p	17	15	2	0	34	8	5	0	0	13	47	
disrupting gen.assem	1	0	0	0	1	0	0	0	0	0	1	
mis off against pub	3	5	2	0	10	0	0	1	0	1	11	
misuse firearm hunti	0	1	1	0	2	0	0	0	0	0	2	
off agnst pub hlth/m	0	2	6	0	8	0	1	0	0	1	9	
gambling & related o	0	3	4	0	7	0	1	1	0	2	9	
involuntary manslaug	0	0	2	0	2	0	2	1	0	3	5	
interference with cu	7	10	5	0	22	2	1	0	0	3	25	
theft by deception <	4	27	12	0	43	9	27	9	0	45	88	
theft/lost/property<	4	8	5	0	17	0	6	1	0	7	24	
theft of services <	4	13	6	0	23	2	5	1	0	8	31	
theft by conversion	5	30	12	0	47	0	18	5	0	23	70	
theft motor vehicle,	2	7	1	0	10	0	0	0	0	0	10	
conversn paymnt real	0	1	0	0	1	0	0	0	0	0	1	
conversn leasd prop	0	1	0	0	1	0	0	0	0	0	1	
entrng mot veh crim	8	10	1	0	19	1	2	1	0	4	23	
violtn forgery&fraud	2	0	0	0	2	1	2	1	0	4	6	
abdmnt dang drugs/po	1	2	2	0	5	0	0	0	0	0	5	
trnsatns drug rel ob	0	0	0	0	0	0	1	0	0	1	1	
tpos/use drug rel ob	0	3	3	0	6	0	2	1	0	3	9	
obtn/attmpt drugs il	1	4	3	0	8	0	6	5	0	11	19	
viol dangerous drugs	0	2	2	0	4	0	1	0	0	1	5	
mfg/dist imitate con	0	4	0	0	4	0	0	0	0	0	4	
misc. abuse govt off	1	0	0	0	1	0	2	0	0	2	3	
misc. obstruction pu	1	1	0	0	2	0	0	1	0	1	3	
misc. escape & other	1	0	0	0	1	0	0	0	0	0	1	
misc. offns relt jud	0	2	0	0	2	0	2	1	0	3	5	
misc. obstruction of	0	6	0	0	6	2	3	1	0	6	12	
misc. crim trsps/cr	2	4	1	0	7	0	1	0	0	1	8	
misc. sexual offense	17	5	4	0	26	0	4	0	0	4	30	
keepng place prostit	0	0	0	0	0	0	2	0	0	2	2	
pimping	1	0	0	0	1	0	0	0	0	0	1	
pandering	3	7	3	0	13	0	0	0	0	0	13	
distrbut obscene mat	0	2	0	0	2	0	0	0	0	0	2	

(continued)

Probationer Statistical Profile

Sample: Active & admin probationers, not in facilities
Act probationers 05/16/2000

Requestor: Statistics

MOST SERIOUS OFFENSE by current age & sex (CONTINUED)

MOST SERIOUS OFFENSE	Men					Women					Grand Total	%
	age 00-21 %	age 22-39 %	age 40-98 %	age UNKWN %	Men Total %	age 00-21 %	age 22-39 %	age 40-98 %	age UNKWN %	Women Total %		
providing sex mat mi	0 0	1 0	0 0	0 0	1 0	0 0	0 0	0 0	0 0	0 0	1 0	
exhibit sex shows mi	1 0	0 0	1 0	0 0	2 0	0 0	1 0	0 0	0 0	1 0	3 0	
dng instrmntalties &	0 0	1 0	0 0	0 0	1 0	0 0	0 0	0 0	0 0	0 0	1 0	
vio prvsns/regs alco	0 0	1 0	2 0	0 0	3 0	0 0	3 0	0 0	0 0	3 0	6 0	
furnish liquor to mi	5 0	5 0	6 0	0 0	16 0	1 0	4 0	4 0	0 0	9 0	25 0	
poss alc bev by juve	71 0	3 0	1 0	0 0	75 0	10 0	1 0	0 0	0 0	11 0	86 0	
veh homicide tit 40	3 0	6 0	4 0	0 0	13 0	1 0	2 0	0 0	0 0	3 0	16 0	
viol motor veh licen	0 0	1 0	0 0	0 0	1 0	0 0	0 0	0 0	0 0	0 0	1 0	
viol cig/cigaret tax	0 0	0 0	1 0	0 0	1 0	0 0	0 0	0 0	0 0	0 0	1 0	
conspiracy commit mis	1 0	0 0	0 0	0 0	1 0	0 0	0 0	0 0	0 0	0 0	1 0	
misc misdemeanor	34 0	91 0	33 0	2 1	160 0	10 0	33 0	14 0	0 0	57 0	217 0	
misc. invation of pr	0 0	1 0	1 0	0 0	2 0	0 0	0 0	0 0	0 0	0 0	2 0	
violation othr state	2 0	3 0	7 0	0 0	12 0	0 0	2 0	4 0	0 0	6 0	18 0	

FELONIES												

MISC. HOMICIDE OFFEN	0 0	3 0	0 0	0 0	3 0	0 0	0 0	0 0	0 0	0 0	3 0	
MURDER	1 0	6 0	8 0	0 0	15 0	1 0	2 0	0 0	0 0	3 0	18 0	
VOLUNTARY MANSLAUGHT	1 0	81 0	94 0	0 0	176 0	0 0	30 0	46 1	0 0	76 0	252 0	
INVOLUNTARY MANSLAUG	14 0	52 0	34 0	0 0	100 0	2 0	18 0	9 0	0 0	29 0	129 0	
FETICIDE	1 0	2 0	0 0	0 0	3 0	0 0	1 0	0 0	0 0	1 0	4 0	
ADVISED KILLING OF I	0 0	0 0	1 0	0 0	1 0	0 0	0 0	0 0	0 0	0 0	1 0	
VEHICULAR HOMICIDE	13 0	186 0	94 0	0 0	293 0	2 0	44 0	20 0	0 0	66 0	359 0	
HOMICIDE BY PILOT,DU	0 0	3 0	1 0	0 0	4 0	0 0	0 0	1 0	0 0	1 0	5 0	
CRIMINAL ATTEMPT MUR	2 0	12 0	11 0	0 0	25 0	0 0	2 0	7 0	0 0	9 0	34 0	
CRIMINAL ABORTION	0 0	5 0	0 0	0 0	5 0	0 0	1 0	0 0	0 0	1 0	6 0	
MISC. ASSAULT/BATTER	4 0	23 0	15 0	0 0	42 0	0 0	6 0	0 0	0 0	6 0	48 0	
AGGRAVATED ASSAULT	495 3	3113 5	1804 6	19 9	5431 5	116 4	763 4	298 4	1 3	1178 4	6609 5	
CRMNL ATTEMPT AGG AS	1 0	27 0	17 0	0 0	45 0	1 0	6 0	2 0	0 0	9 0	54 0	
AGGRAVATED BATTERY	40 0	355 1	178 1	2 1	575 1	2 0	41 0	20 0	0 0	63 0	638 0	
TERRORIST THREATS &	125 1	660 1	354 1	1 0	1140 1	22 1	77 0	38 1	0 0	137 0	1277 1	
FALSE IMPRISONMENT	7 0	135 0	54 0	0 0	196 0	0 0	10 0	1 0	0 0	11 0	207 0	
FAL IMPR UDR CLR LEG	1 0	2 0	0 0	0 0	3 0	0 0	1 0	0 0	0 0	1 0	4 0	
MALICIOUS CONF SANE	0 0	0 0	0 0	0 0	0 0	0 0	2 0	0 0	0 0	2 0	2 0	

(continued)

Probationer Statistical Profile

Sample: Active & admin probationers, not in facilities
Act probationers 05/16/2000

Requestor: Statistics

MOST SERIOUS OFFENSE by current age & sex (CONTINUED)

MOST SERIOUS OFFENSE	Men					Women					Grand Total	%
	age 00-21	age 22-39	age 40-98	age UNKWN	Men Total	age 00-21	age 22-39	age 40-98	age UNKWN	Women Total		
KIDNAPPING	5 0	93 0	37 0	0 0	135 0	0 0	4 0	3 0	0 0	7 0	142 0	
INTERFERENCE WITH CU	13 0	25 0	8 0	0 0	46 0	1 0	7 0	3 0	0 0	11 0	57 0	
AGG ASSLT ON POLICE	19 0	109 0	83 0	1 0	212 0	0 0	17 0	9 0	0 0	26 0	238 0	
AGG BATRY PEACE OFFI	3 0	10 0	1 0	0 0	14 0	0 0	4 0	0 0	0 0	4 0	18 0	
SIMPLE BATTERY MISD	5 0	25 0	9 0	0 0	39 0	1 0	5 0	3 0	0 0	9 0	48 0	
RECK COND-HIV INFCTD	1 0	3 0	1 0	0 0	5 0	0 0	5 0	0 0	0 0	5 0	10 0	
STALKING	3 0	21 0	14 0	0 0	38 0	0 0	0 0	3 0	0 0	3 0	41 0	
AGGRAVATED STALKING	9 0	261 0	181 1	3 1	454 0	3 0	13 0	8 0	0 0	24 0	478 0	
CRIMINAL ATTEMPT KID	0 0	1 0	5 0	0 0	6 0	0 0	0 0	0 0	0 0	0 0	6 0	
MISC. ARSON	4 0	10 0	2 0	0 0	16 0	0 0	0 0	2 0	0 0	2 0	18 0	
FIRST DEGREE ARSON	20 0	221 0	144 1	0 0	385 0	7 0	67 0	46 1	0 0	120 0	505 0	
SECOND DEGREE ARSON	10 0	63 0	19 0	0 0	92 0	2 0	14 0	2 0	0 0	18 0	110 0	
THIRD DEGREE ARSON	6 0	12 0	3 0	0 0	21 0	0 0	4 0	4 0	0 0	8 0	29 0	
CRIMINAL POSS EXPLOS	2 0	10 0	3 0	0 0	15 0	1 0	2 0	0 0	0 0	3 0	18 0	
CRIMINAL POSS INCEND	0 0	3 0	0 0	0 0	3 0	0 0	0 0	0 0	0 0	0 0	3 0	
MISC. CRIMINAL DAMAG	6 0	14 0	5 0	0 0	25 0	1 0	3 0	2 0	0 0	6 0	31 0	
CRIM. DAMAGE 1ST DEG	41 0	151 0	48 0	2 1	242 0	11 0	33 0	7 0	0 0	51 0	293 0	
CRIM. DAMAGE 2ND DEG	157 1	423 1	136 0	1 0	717 1	31 1	91 1	27 0	0 0	149 1	866 1	
DAMAGE,DESTROY SECR	7 0	8 0	11 0	0 0	26 0	3 0	2 0	1 0	0 0	6 0	32 0	
VANDALISM TO CHURCH	8 0	6 0	0 0	0 0	14 0	0 0	1 0	1 0	0 0	2 0	16 0	
ALTER I.D.	31 0	42 0	3 0	0 0	76 0	0 0	3 0	3 0	0 0	6 0	82 0	
BURGLARY	1759 12	5362 8	1285 5	7 3	8413 8	134 4	508 3	112 2	0 0	754 3	9167 7	
POSS BURGLAR TOOLS	78 1	103 0	25 0	0 0	206 0	2 0	10 0	2 0	0 0	14 0	220 0	
CRMNL ATMPT COMMIT B	37 0	95 0	13 0	0 0	145 0	0 0	11 0	2 0	0 0	13 0	158 0	
MISC. FORGERY	3 0	18 0	4 0	0 0	25 0	0 0	12 0	3 0	0 0	15 0	40 0	
FORGERY 1ST DEGREE	389 3	2995 5	1183 4	4 2	4571 4	297 10	2600 14	834 12	4 12	3735 13	8306 6	
FORGERY 2ND DEGREE	15 0	137 0	51 0	1 0	204 0	18 1	59 0	23 0	0 0	100 0	304 0	
BAD CHECKS	12 0	217 0	199 1	2 1	430 0	18 1	183 1	114 2	0 0	315 1	745 1	
ILLEGAL USE-CREDIT C	4 0	13 0	3 0	0 0	20 0	2 0	13 0	1 0	0 0	16 0	36 0	
THEFT CREDIT CARD	34 0	90 0	18 0	0 0	142 0	33 1	84 0	15 0	0 0	132 0	274 0	
FORGERY CREDIT CARD	11 0	26 0	6 0	0 0	43 0	14 0	42 0	5 0	0 0	61 0	104 0	
FRAUDULENT CREDIT CA	88 1	311 0	54 0	0 0	453 0	80 3	322 2	66 1	0 0	468 2	921 1	
CRMNL POSS CREDIT CA	0 0	3 0	0 0	0 0	3 0	1 0	1 0	1 0	0 0	3 0	6 0	
RECV GDS,SRVS FRAUD	1 0	15 0	15 0	0 0	31 0	1 0	25 0	15 0	0 0	41 0	72 0	
TELECOMMUNICATIONS F	2 0	23 0	8 0	0 0	33 0	2 0	12 0	2 0	0 0	16 0	49 0	

(continued)

Probationer Statistical Profile

Sample: Active & admin probationers, not in facilities
Act probationers 05/16/2000

Requestor: Statistics

MOST SERIOUS OFFENSE by current age & sex (CONTINUED)

MOST SERIOUS OFFENSE	Men						Women						Grand Total	%
	age 00-21	age 22-39	age 40-98	age UNKWN	Men Total	Men %	age 00-21	age 22-39	age 40-98	age UNKWN	Women Total	Women %		
CRMNL ATMPMT COMMIT F	1 0	6 0	1 0	0 0	8 0		1 0	5 0	2 0	0 0	8 0		16 0	
FAILR PAY NATRL PRD/	0 0	2 0	6 0	0 0	8 0		0 0	0 0	0 0	0 0	0 0		8 0	
FRADLNT ACCSSNG COMP	0 0	18 0	2 0	0 0	20 0		0 0	19 0	1 0	0 0	20 0		40 0	
MISC. FRAUD	7 0	66 0	47 0	0 0	120 0		4 0	63 0	25 0	0 0	92 0		212 0	
THEFT BY TAKING	801 6	3387 5	1316 5	7 3	5511 5		228 7	1590 9	624 9	2 6	2444 9		7955 6	
THEFT BY DECEPTION	12 0	206 0	150 1	1 0	369 0		11 0	139 1	51 1	0 0	201 1		570 0	
THEFT BY EXTORTION	1 0	17 0	5 0	0 0	23 0		0 0	9 0	3 0	0 0	12 0		35 0	
THEFT OF LOST PROPER	4 0	10 0	6 0	0 0	20 0		1 0	7 0	0 0	0 0	8 0		28 0	
THEFT BY REC STOLEN	836 6	2058 3	534 2	4 2	3432 3		64 2	259 1	64 1	0 0	387 1		3819 3	
THEFT OF SERVICES	2 0	36 0	21 0	0 0	59 0		1 0	18 0	8 0	0 0	27 0		86 0	
THEFT BY CONVERSION	8 0	259 0	207 1	1 0	475 0		11 0	129 1	66 1	0 0	206 1		681 1	
THEFT OF TRADE SECRE	0 0	1 0	3 0	0 0	4 0		1 0	0 0	0 0	0 0	1 0		5 0	
CONVSN PAYMNTS REAL	0 0	10 0	14 0	0 0	24 0		0 0	0 0	0 0	0 0	0 0		24 0	
THEFT OF MOTOR VEH,	187 1	487 1	148 1	3 1	825 1		20 1	57 0	16 0	0 0	93 0		918 1	
THEFT OF LEASED PERS	0 0	3 0	1 0	0 0	4 0		2 0	3 0	0 0	0 0	5 0		9 0	
THEFT BRING PROP IN	24 0	56 0	16 0	0 0	96 0		0 0	10 0	1 0	0 0	11 0		107 0	
THEFT RECV PROP OUT	4 0	16 0	2 0	0 0	22 0		1 0	2 0	1 0	0 0	4 0		26 0	
LIVESTOCK THEFT	3 0	9 0	5 0	0 0	17 0		1 0	3 0	0 0	0 0	4 0		21 0	
THEFT BY SHOPLIFTING	236 2	938 1	432 2	1 0	1607 2		437 14	1474 8	442 6	0 0	2353 8		3960 3	
ENTERING VEHICLE	604 4	702 1	96 0	0 0	1402 1		19 1	42 0	5 0	0 0	66 0		1468 1	
STEAL ALTER PUBLIC D	1 0	0 0	0 0	0 0	1 0		0 0	1 0	0 0	0 0	1 0		2 0	
ROBBERY	340 2	1053 2	247 1	1 0	1641 2		32 1	94 1	30 0	0 0	156 1		1797 1	
ARMED ROBBERY	33 0	486 1	150 1	0 0	669 1		2 0	36 0	9 0	0 0	47 0		716 1	
HIJACKING MOTOR VEHI	1 0	4 0	0 0	0 0	5 0		0 0	0 0	0 0	0 0	0 0		5 0	
CRIMINAL ATTEMPT ROB	24 0	61 0	15 0	0 0	100 0		1 0	5 0	0 0	0 0	6 0		106 0	
CRMNL ATMPMT ARMED RO	12 0	40 0	8 0	0 0	60 0		0 0	4 0	1 0	0 0	5 0		65 0	
MISC. SEXUAL	3 0	18 0	22 0	0 0	43 0		0 0	1 0	0 0	0 0	1 0		44 0	
RAPE	13 0	150 0	85 0	0 0	248 0		0 0	0 0	1 0	0 0	1 0		249 0	
SODOMY	8 0	42 0	64 0	2 1	116 0		0 0	1 0	0 0	0 0	1 0		117 0	
AGGRAVATED SODOMY	6 0	48 0	74 0	0 0	128 0		0 0	0 0	2 0	0 0	2 0		130 0	
BESTIALITY	1 0	0 0	1 0	0 0	2 0		0 0	0 0	0 0	0 0	0 0		2 0	
SEDUCTION	0 0	1 0	1 0	0 0	2 0		0 0	0 0	0 0	0 0	0 0		2 0	
INCEST	4 0	23 0	88 0	0 0	115 0		0 0	5 0	3 0	0 0	8 0		123 0	
BIGAMY	0 0	2 0	2 0	0 0	4 0		0 0	0 0	1 0	0 0	1 0		5 0	
AGGRAVATED SEXUAL BA	4 0	23 0	24 0	0 0	51 0		0 0	1 0	1 0	0 0	2 0		53 0	

(continued)

Probationer Statistical Profile

Sample: Active & admin probationers, not in facilities
Act probationers 05/16/2000

Requestor: Statistics

MOST SERIOUS OFFENSE by current age & sex (CONTINUED)

MOST SERIOUS OFFENSE	Men					Women					Grand Total	%
	age 00-21	age 22-39	age 40-98	age UNKWN	Men Total	age 00-21	age 22-39	age 40-98	age UNKWN	Women Total		
PANDERING BY COMPULS	0	2	3	0	5	0	0	0	0	0	5	0
STATUTORY RAPE	238	525	46	0	809	2	15	1	0	18	827	1
CHILD MOLESTATION	129	901	1290	5	2328	7	46	23	0	76	2404	2
ENTICING CHILD-INDEC	15	81	64	0	161	0	10	1	0	11	172	0
AGGRAV. CHILD MOLEST	15	117	135	0	267	0	8	1	0	9	276	0
SEXL/ASSLT/AGN/PERS/	0	21	9	0	30	0	2	1	0	3	33	0
SEXUAL ASLT BY THERA	0	1	3	0	4	0	0	0	0	0	4	0
SOLICIT SODOMY FROM	0	4	3	0	7	0	0	0	0	0	7	0
CRIMINAL ATTPPT RAPE	5	25	15	0	45	0	0	0	0	0	45	0
CRIMINAL ATTPPT SODOM	0	0	2	0	2	0	0	0	0	0	2	0
CRIMINAL ATTPPT AGG S	0	1	2	0	3	0	0	0	0	0	3	0
MISC. OBSCENITY	1	4	2	0	7	0	0	0	0	0	7	0
DISTRIBUTING OBSCENE	0	1	1	0	2	0	0	0	0	0	2	0
DISTR MAT DEPICT NUD	0	0	1	0	1	0	0	0	0	0	1	0
PROV SEX MATER TO MI	0	1	0	0	1	0	0	0	0	0	1	0
MISC. PUBLIC ORDER	1	5	0	0	6	0	0	1	0	1	7	0
TREASON	0	0	0	0	0	0	1	0	0	1	1	0
FALSE SWEARNG WRITTN	7	21	6	0	34	2	14	2	0	18	52	0
ABUSE OF GOVT OFFICE	1	1	1	0	3	0	0	0	0	0	3	0
BRIBERY GOVT OFFICER	1	8	11	0	20	0	3	3	0	6	26	0
VIOLATE OATH PUBLIC	0	5	1	0	6	0	1	0	0	1	7	0
INFLUENCE LEGISLATIV	0	0	0	0	0	0	1	0	0	1	1	0
GOVT OFFCL SELL TO G	0	1	1	0	2	0	0	0	0	0	2	0
DEFRAUDING STATE	0	30	40	0	70	3	231	144	2	378	448	0
CONSPIRE RESTRAIN FR	0	1	0	0	1	0	1	0	0	1	2	0
FALSE CERTIFICATES	0	8	2	0	10	0	5	0	0	5	15	0
INFLUENCING WITNESS	1	12	6	0	19	0	2	3	0	5	24	0
OBSTR OF LAW ENF OFF	178	1048	341	1	1570	29	206	73	1	309	1879	1
MISC JUDICIAL PROCEE	0	0	2	0	2	1	0	0	0	1	3	0
PERJURY	3	9	11	0	23	3	13	2	0	18	41	0
FALSE SWEARING	2	16	10	0	28	0	13	4	0	17	45	0
SUBORDINATION OF PER	0	1	1	0	2	0	1	0	0	1	3	0
IMPERSONATION	0	6	1	0	7	1	4	2	0	7	14	0
IMPERSONATING OFFICE	4	42	11	0	58	1	1	1	0	3	61	0
BARRATRY	0	4	0	0	4	0	0	0	0	0	4	0

(continued)

Probationer Statistical Profile

Sample: Active & admin probationers, not in facilities
Act probationers 05/16/2000

Requestor: Statistics

MOST SERIOUS OFFENSE by current age & sex (CONTINUED)

MOST SERIOUS OFFENSE	Men					Women					Grand Total	%							
	age 00-21	age 22-39	age 40-98	age UNKWN	Men Total	age 00-21	age 22-39	age 40-98	age UNKWN	Women Total									
EMBRACERY	0	0	0	0	0	0	0	2	0	0	2	0							
FALSE STATEMENTS GOV	10	0	76	0	51	0	0	137	0	9	0	50	20	0	79	0	216	0	
UNAUTH REPRESENTN PEAC	0	0	1	0	0	0	0	1	0	0	0	0	0	0	0	0	1	0	
IMPRSNTNG ANTHR RBAL	0	0	2	0	1	0	0	3	0	1	0	1	0	0	0	2	0	5	0
ESCAPE	12	0	139	0	44	0	0	195	0	1	0	22	0	5	0	28	0	223	0
AIDING ESCAPE	1	0	5	0	2	0	0	8	0	3	0	13	0	4	0	20	0	28	0
HINDERING APPREH OR	20	0	71	0	30	0	0	121	0	8	0	42	0	19	0	69	0	190	0
COMPOUNDING A CRIME	1	0	1	0	1	0	0	3	0	0	0	1	0	0	0	1	0	4	0
BAIL JUMPING	1	0	19	0	9	0	0	29	0	0	0	4	0	0	0	4	0	33	0
CRIMINAL ATTEMPT ESC	0	0	2	0	1	0	0	3	0	1	0	0	0	0	0	1	0	4	0
FALSE PUBLIC ALARM	11	0	15	0	3	0	0	29	0	4	0	2	0	1	0	7	0	36	0
CRIM INTER WITH GOVT	58	0	202	0	56	0	2	318	0	7	0	21	0	7	0	35	0	353	0
MISC. GAMBLING/RELAT	0	0	0	0	1	0	0	1	0	0	0	0	0	0	0	0	0	1	0
COMMERICAL GAMBLING	0	0	0	0	10	0	0	10	0	0	0	1	0	1	0	2	0	12	0
COMMUNICATING GAMBL	0	0	3	0	2	0	0	5	0	0	0	1	0	0	0	1	0	6	0
BRIBERY OF CONTESTAN	0	0	2	0	1	0	0	3	0	0	0	1	0	0	0	1	0	4	0
GAMBLING ACT ON BUSI	0	0	0	0	2	0	0	2	0	0	0	0	0	2	0	2	0	4	0
DOGFIGHTING	0	0	7	0	1	0	0	8	0	0	0	0	0	0	0	0	0	8	0
LOTTERY VIOLATION	1	0	4	0	1	0	0	6	0	2	0	3	0	2	0	7	0	13	0
BOARDING BUS W/CONCL	2	0	4	0	0	0	0	6	0	1	0	0	0	0	0	1	0	7	0
CRUELTY TO CHILDREN	19	0	471	1	251	1	2	743	1	19	1	361	2	93	1	473	2	1216	1
SEX EXPLOITATION CHI	4	0	11	0	18	0	0	33	0	1	0	1	0	0	0	2	0	35	0
ABANDONMENT OF CHILD	0	0	31	0	27	0	0	58	0	0	0	3	0	0	0	3	0	61	0
CNTRBTNG DELINQENCY	0	0	5	0	1	0	0	6	0	0	0	3	0	0	0	3	0	9	0
MISC WEAPON/EXPLOSIV	8	0	16	0	6	0	0	30	0	0	0	1	0	0	0	1	0	31	0
CARRY CONCEALED WEAP	17	0	93	0	23	0	0	133	0	3	0	6	0	0	0	9	0	142	0
CARRY PISTL WITHOUT	3	0	12	0	0	0	0	15	0	0	0	0	0	1	0	1	0	16	0
ALTER PISTL LICENSE	0	0	4	0	0	0	0	4	0	0	0	0	0	0	0	0	0	4	0
POSS OF FIREARM DUR	14	0	93	0	44	0	1	152	0	2	0	11	0	3	0	16	0	168	0
POSS OF CERTAIN WEAP	27	0	90	0	52	0	0	169	0	1	0	5	0	1	0	7	0	176	0
POSS FIREARM CONVCT	19	0	628	1	453	2	2	1102	1	1	0	22	0	21	0	44	0	1146	1
CARRYING WEAPON AT S	99	1	47	0	4	0	0	150	0	13	0	5	0	0	0	18	0	168	0
GUARD LINE WITH WEAP	2	0	2	0	0	0	0	4	0	1	0	1	0	1	0	3	0	7	0
POSS WEAPON BY PRISO	3	0	5	0	0	0	0	8	0	0	0	0	0	0	0	0	0	8	0
MISUSE FIREARM HUNTI	0	0	1	0	1	0	0	2	0	0	0	0	0	0	0	0	0	2	0

(continued)

Probationer Statistical Profile

Sample: Active & admin probationers, not in facilities
Act probationers 05/16/2000

Requestor: Statistics

MOST SERIOUS OFFENSE by current age & sex (CONTINUED)

MOST SERIOUS OFFENSE	Men						Women						Grand Total	%				
	age 00-21	age 22-39	age 40-98	age UNKWN	Men Total	Men %	age 00-21	age 22-39	age 40-98	age UNKWN	Women Total	Women %						
MISC INVASION OF PRI	0	0	1	0	1	0	0	0	0	0	1	0	0	0	1	0	3	0
EAVESDROP & SURVEILL	0	0	8	0	8	0	1	0	17	0	0	0	0	0	1	0	18	0
PEEPING TOM	7	0	91	0	34	0	0	0	132	0	0	0	0	0	0	0	132	0
P/S/D OF EAVESDROP D	0	0	5	0	1	0	0	0	6	0	0	0	0	0	0	0	6	0
RACKETEERING	0	0	3	0	19	0	0	0	22	0	1	0	4	0	2	0	7	0
S/D NARCOTICS, OPIAT	47	0	456	1	222	1	1	0	726	1	0	0	98	1	58	1	156	1
S/D DEP,STIM,CNTRF D	17	0	240	0	107	0	1	0	365	0	1	0	32	0	28	0	63	0
SALE-DIST OF LSD	6	0	20	0	1	0	0	0	27	0	0	0	0	0	1	0	1	0
SALE/DIST OF MARIJUA	240	2	1132	2	335	1	1	0	1708	2	23	1	171	1	88	1	282	1
S/D OF ALCOHOLIC IN	0	0	3	0	3	0	0	0	6	0	0	0	0	0	1	0	1	0
POSS NARCOTICS, OPIA	87	1	605	1	316	1	3	1	1011	1	16	1	175	1	83	1	275	1
POSS DEP,STIM,CNTRF	52	0	491	1	243	1	0	0	786	1	7	0	159	1	52	1	218	1
POSS OF L.S.D.	21	0	73	0	4	0	0	0	98	0	2	0	15	0	2	0	19	0
POSS OF MARIJUANA	243	2	1139	2	347	1	3	1	1732	2	20	1	205	1	100	1	325	1
ILLEGAL POSS/MANF LI	1	0	4	0	8	0	0	0	13	0	0	0	1	0	0	0	1	0
ILLEGAL ATTM TO OBT	5	0	50	0	51	0	0	0	106	0	1	0	111	1	71	1	183	1
VIOLATE GA CNTRL SBS	1583	11	9488	15	4041	14	28	13	15140	14	178	6	2349	13	1092	15	5	15
VIOLATE DNGROUS DRGS	9	0	40	0	13	0	0	0	62	0	1	0	20	0	7	0	28	0
UNLWFL MFG/DEL/DIST	12	0	39	0	30	0	0	0	81	0	1	0	3	0	3	0	7	0
FURNISH LIQUOR TO MI	1	0	1	0	0	0	0	0	2	0	0	0	0	0	0	0	0	0
POSS DRUG RELATED MA	8	0	25	0	9	0	0	0	42	0	2	0	6	0	2	0	10	0
SALE/DIST CONT SUB P	12	0	54	0	12	0	0	0	78	0	1	0	11	0	4	0	16	0
SALE/DIST CONT SUB S	10	0	22	0	4	0	0	0	36	0	0	0	1	0	0	0	1	0
SALE/DISTRIBUTION CO	268	2	1479	2	494	2	5	2	2246	2	15	0	235	1	114	2	2	6
POSSESSION OF COCAIN	668	5	3583	6	1545	5	17	8	5813	5	59	2	791	4	394	6	2	6
CRMNL ATPT VIOL SUBS	10	0	233	0	166	1	0	0	409	0	5	0	86	0	70	1	1	3
MISC. DRUGS TRAFFICK	3	0	35	0	16	0	0	0	54	0	0	0	10	0	4	0	1	3
COCAINE LESS 200 GRAM	15	0	269	0	163	1	0	0	447	0	1	0	57	0	49	1	0	0
COCAINE 201-400 GRAM	0	0	30	0	27	0	0	0	57	0	0	0	6	0	3	0	9	0
COCAINE 401 OR MORE	0	0	6	0	13	0	0	0	19	0	0	0	1	0	2	0	3	0
NARCOTICS LESS 14 GR	0	0	1	0	2	0	0	0	3	0	0	0	0	0	0	0	0	0
NARCOTICS 15-28 GRAM	0	0	2	0	0	0	0	0	2	0	0	0	1	0	0	0	1	0
NARCOTICS 29 MORE GR	0	0	2	0	1	0	0	0	3	0	0	0	0	0	1	0	1	0
MARIJUANA 101-2000 P	0	0	17	0	13	0	0	0	30	0	1	0	3	0	2	0	6	0
MARIJUANA 2001-10000	0	0	2	0	0	0	0	0	2	0	0	0	0	0	0	0	0	0

(continued)

Probationer Statistical Profile

Sample: Active & admin probationers, not in facilities
Act probationers 05/16/2000

Requestor: Statistics

MOST SERIOUS OFFENSE by current age & sex (CONTINUED)

MOST SERIOUS OFFENSE	Men						Women						Grand Total	%
	age 00-21	age 22-39	age 40-98	age UNKWN	Men Total	Men %	age 00-21	age 22-39	age 40-98	age UNKWN	Women Total	Women %		
MARIJUANA 10001 LBS	1 0	1 0	3 0	0 0	5 0	0 0	1 0	0 0	0 0	0 0	1 0	6 0		
TRFFKNG METHAQUALONE	0 0	6 0	5 0	0 0	11 0	0 0	1 0	1 0	0 0	2 0	13 0			
TRFFKNG MTHAQUALONE>	0 0	3 0	2 0	0 0	5 0	0 0	1 0	0 0	0 0	1 0	6 0			
AMPHETAMINE 28-199 G	3 0	14 0	4 0	0 0	21 0	0 0	1 0	1 0	0 0	2 0	23 0			
AMPHETAMINE 200-399	0 0	2 0	1 0	0 0	3 0	0 0	2 0	0 0	0 0	2 0	5 0			
AMPHETAMINE 400+ GRA	0 0	0 0	0 0	0 0	0 0	0 0	1 0	0 0	0 0	1 0	1 0			
TRANSACTIONS DRUG OB	0 0	1 0	0 0	0 0	1 0	0 0	1 0	0 0	0 0	1 0	2 0			
TRANSACTIONS CNTRFT	0 0	5 0	0 0	0 0	5 0	0 0	0 0	2 0	0 0	2 0	7 0			
USE COMM FACLT Y VIO	0 0	7 0	3 0	0 0	10 0	1 0	3 0	2 0	0 0	6 0	16 0			
ATT/CONSPRCY COMMT C	0 0	31 0	13 0	0 0	44 0	3 0	11 0	10 0	0 0	24 0	68 0			
UNATHZD DIST CONTRLL	0 0	4 0	4 0	0 0	8 0	0 0	2 0	2 0	0 0	4 0	12 0			
ILLGL DIST CONTRLLD	1 0	8 0	3 0	0 0	12 0	0 0	3 0	1 0	0 0	4 0	16 0			
VIOL MOTOR VEHICLE L	12 0	128 0	97 0	1 0	238 0	0 0	20 0	12 0	0 0	32 0	270 0			
ALTER CAR TITLE	0 0	3 0	5 0	0 0	8 0	0 0	0 0	0 0	0 0	0 0	8 0			
DRVNG HABTL VIOLATOR	3 0	2017 3	1961 7	7 3	3988 4	1 0	173 1	135 2	0 0	309 1	4297 3			
HABIT TRAF VOIL/IMPA	0 0	210 0	193 1	3 1	406 0	0 0	16 0	32 0	0 0	48 0	454 0			
HABIT TRAF VIOL/OTHE	0 0	216 0	175 1	2 1	393 0	0 0	20 0	12 0	0 0	32 0	425 0			
SELL UNSTAMPED CIG/C	0 0	0 0	1 0	0 0	1 0	0 0	0 0	0 0	0 0	0 0	1 0			
COUNTERFEIT STAMPS	0 0	0 0	1 0	0 0	1 0	1 0	0 0	0 0	0 0	1 0	2 0			
DSTL ALCOHOL BEVERAG	0 0	0 0	2 0	0 0	2 0	0 0	0 0	1 0	0 0	1 0	3 0			
POSS UNAUTHORIZED ST	0 0	0 0	1 0	0 0	1 0	0 0	1 0	0 0	0 0	1 0	2 0			
POSS CONTRABAND ARTI	0 0	3 0	2 0	0 0	5 0	0 0	1 0	0 0	0 0	1 0	6 0			
TRNSPRT CONTRABAND A	0 0	0 0	0 0	0 0	0 0	0 0	1 0	0 0	0 0	1 0	1 0			
MISC. MRALS/PBLIC H/	0 0	5 0	1 0	0 0	6 0	0 0	0 0	0 0	0 0	0 0	6 0			
VIOLATN GAME AND FIS	1 0	3 0	0 0	0 0	4 0	0 0	0 0	0 0	0 0	0 0	4 0			
MISC CORRECTIONL INS	1 0	16 0	1 0	0 0	18 0	0 0	7 0	1 0	0 0	8 0	26 0			
VIOLATION OTHR STATE	35 0	159 0	81 0	0 0	275 0	4 0	64 0	22 0	0 0	90 0	365 0			
CONSPIRACY	21 0	33 0	10 0	1 0	65 0	4 0	29 0	9 0	0 0	42 0	107 0			
INTERMARRIAGE CLOSE	0 0	1 0	0 0	0 0	1 0	0 0	0 0	0 0	0 0	0 0	1 0			
CRIMINAL ATTEMPT	55 0	220 0	119 0	0 0	394 0	8 0	78 0	33 0	1 3	120 0	514 0			
AIRCRAFT HIJACKING	0 0	2 0	0 0	0 0	2 0	0 0	0 0	0 0	0 0	0 0	2 0			
UNAUTH DIST RECRD DE	0 0	4 0	3 0	0 0	7 0	0 0	0 0	0 0	0 0	0 0	7 0			
NONPYMT AGR NVL STOR	0 0	0 0	1 0	0 0	1 0	0 0	0 0	0 0	0 0	0 0	1 0			
CRIMINAL SOLICITATIO	1 0	26 0	19 0	0 0	46 0	2 0	16 0	6 0	0 0	24 0	70 0			
PARTY TO A CRIME	3 0	5 0	1 0	0 0	9 0	1 0	7 0	2 0	0 0	10 0	19 0			

(continued)

Probationer Statistical Profile

Sample: Active & admin probationers, not in facilities
Act probationers 05/16/2000

Requestor: Statistics

MOST SERIOUS OFFENSE by current age & sex (CONTINUED)

MOST SERIOUS OFFENSE	M e n					W o m e n					Grand Total %
	age 00-21 %	age 22-39 %	age 40-98 %	age UNKWN %	Men Total %	age 00-21 %	age 22-39 %	age 40-98 %	age UNKWN %	Women Total %	
CRIMINAL TRESPASSING	13 0	14 0	6 0	0 0	33 0	1 0	1 0	2 0	0 0	4 0	37 0
GANG PARTICIPATION	1 0	1 0	0 0	0 0	2 0	1 0	0 0	0 0	0 0	1 0	3 0
Total reported	14437	63280	28291	216	106224	3091	18140	7113	33	28377	134601
Percent Reported	100.0	100.0	100.0	100.0	100.0	100.0	100.0	100.0	100.0	100.0	100.0
NOT REPORTED	0	5	5	0	10	0	2	1	0	3	13
Total	14437	63285	28296	216	106234	3091	18142	7114	33	28380	134614

Probationer Statistical Profile

Sample: Active & admin probationers, not in facilities
Act probationers 05/16/2000

Requestor: Statistics

MOST SERIOUS CRIME TYPE by current age & sex

CRIME TYPE	M e n					W o m e n					Grand Total %
	age 00-21 %	age 22-39 %	age 40-98 %	age UNKWN %	Men Total %	age 00-21 %	age 22-39 %	age 40-98 %	age UNKWN %	Women Total %	
VIOL/PERSN	1692 12	9558 15	4649 16	45 21	15944 15	357 12	2000 11	737 10	2 6	3096 11	19040 14
NVIOL/PERS	161 1	283 0	179 1	1 0	624 1	26 1	40 0	8 0	0 0	74 0	698 1
PROPERTY	6320 44	20151 32	6877 24	37 17	33385 31	1925 62	9259 51	3105 44	9 27	14298 50	47683 35
DRUG SALES	636 4	3908 6	1487 5	8 4	6039 6	47 2	660 4	377 5	5 15	1089 4	7128 5
DRUG POSSN	3197 22	16439 26	6891 24	54 25	26581 25	368 12	4102 23	1922 27	9 27	6401 23	32982 25
ALCOHOL	89 1	46 0	43 0	0 0	178 0	12 0	13 0	12 0	0 0	37 0	215 0
HABIT/DUI	601 4	5874 9	4144 15	43 20	10662 10	117 4	856 5	485 7	5 15	1463 5	12125 9
SEX OFFEND	487 3	2061 3	2003 7	11 5	4562 4	12 0	111 1	37 1	0 0	160 1	4722 4
OTHER	1254 9	4965 8	2023 7	17 8	8259 8	227 7	1101 6	431 6	3 9	1762 6	10021 7
Total reported	14437	63285	28296	216	106234	3091	18142	7114	33	28380	134614
Percent Reported	100.0	100.0	100.0	100.0	100.0	100.0	100.0	100.0	100.0	100.0	100.0
NOT REPORTED	0	0	0	0	0	0	0	0	0	0	0
Total	14437	63285	28296	216	106234	3091	18142	7114	33	28380	134614

1