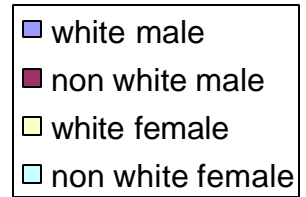
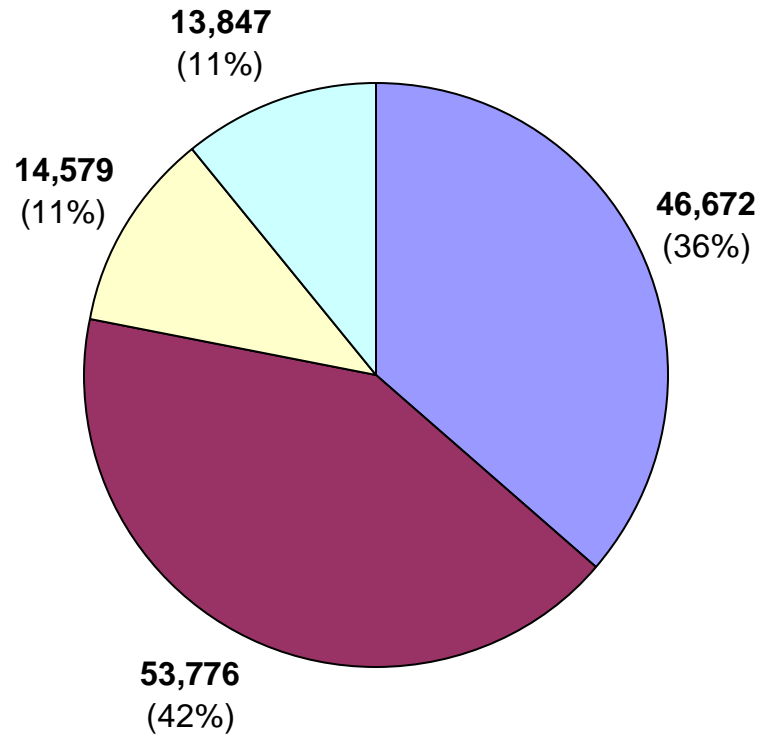
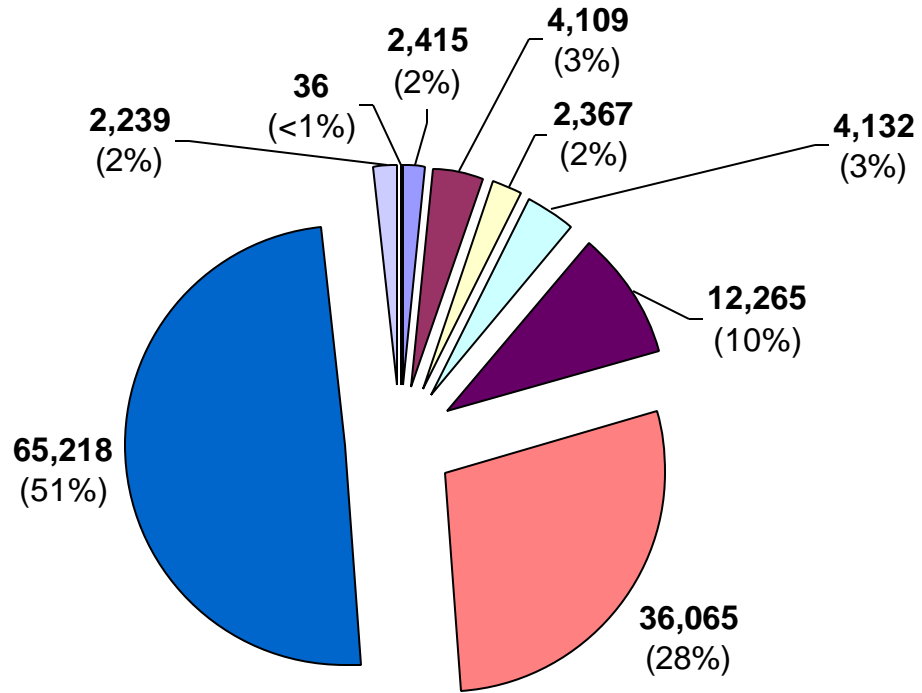


Active Probationers by Race & Gender

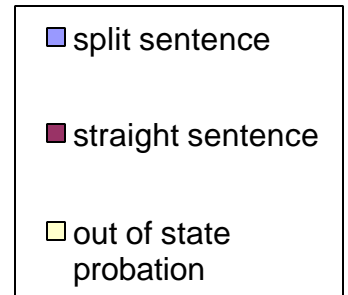
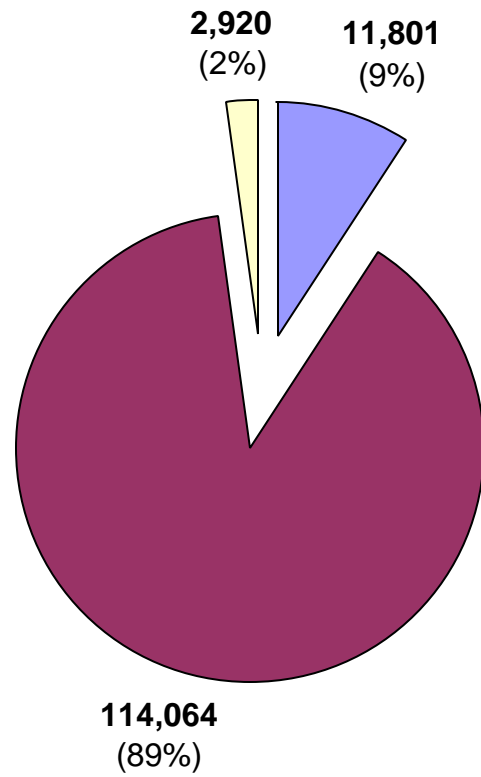


Active Probationers by Current Supervision Level

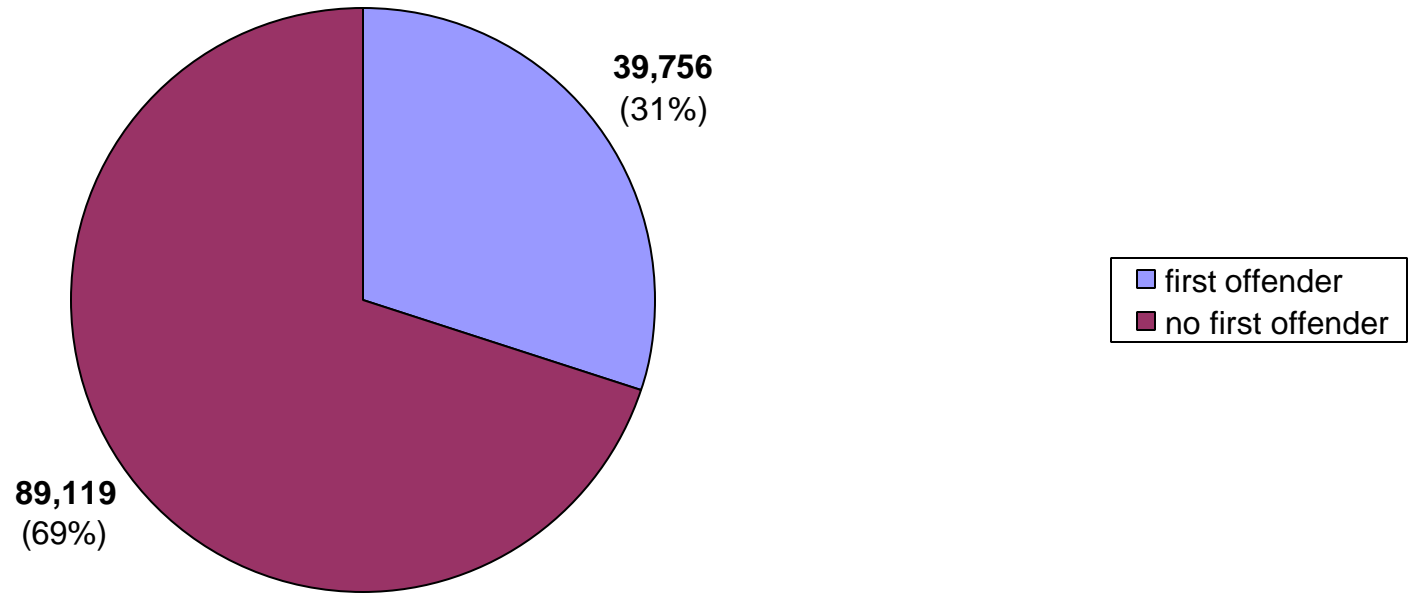


■ unsupervised ■ intensive □ maximum □ high ■ medium ■ standard ■ administrative □ unclassified ■ other

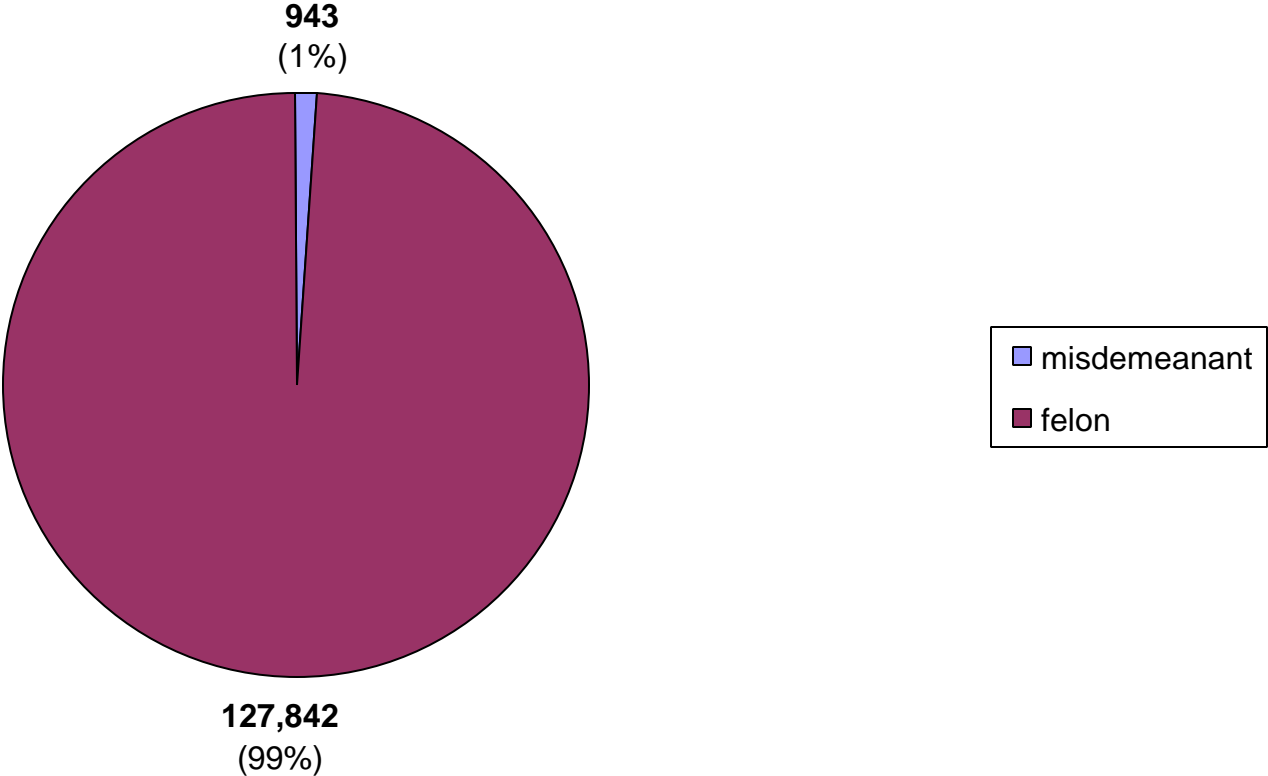
Active Probationers by Case Type



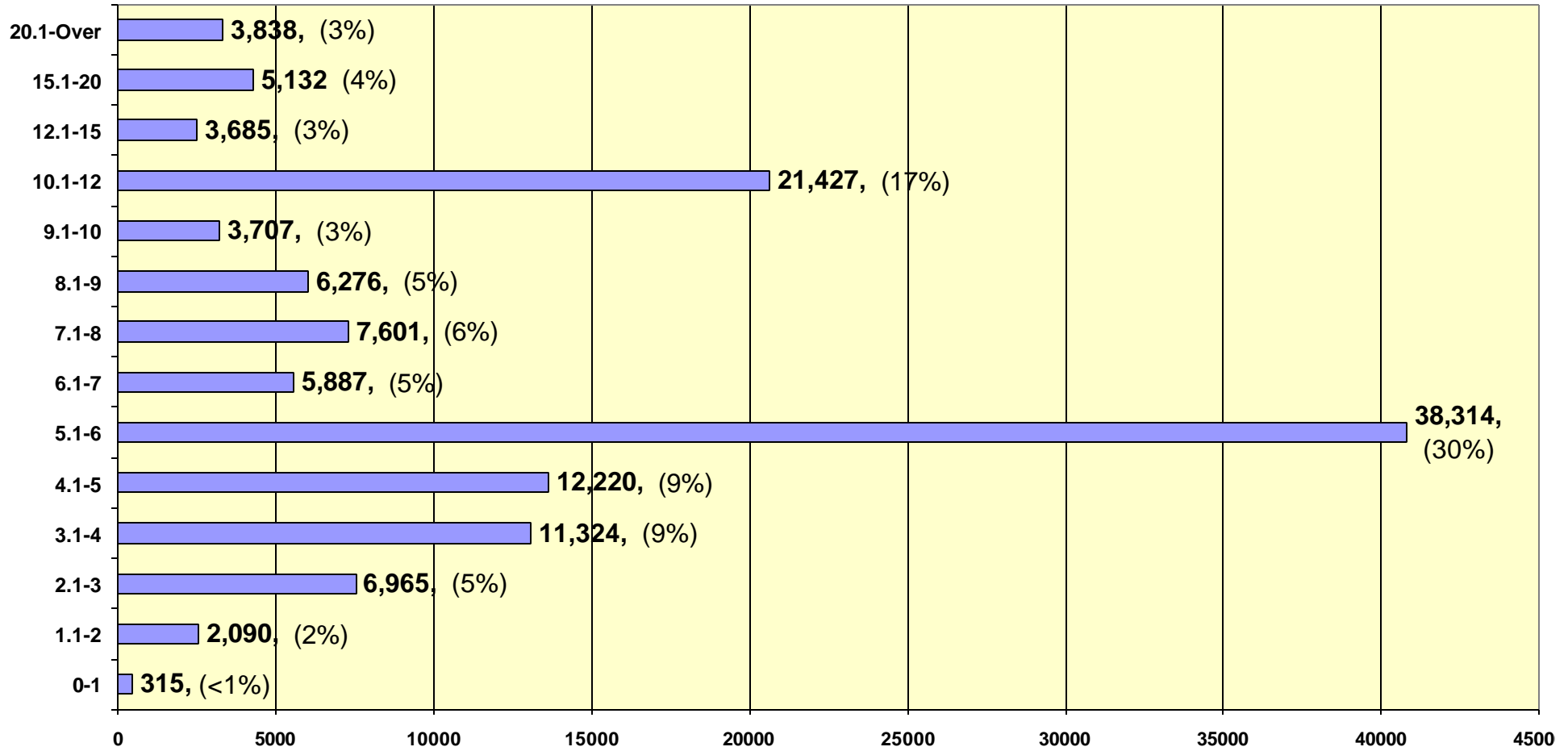
Active Probationers by Offender Status



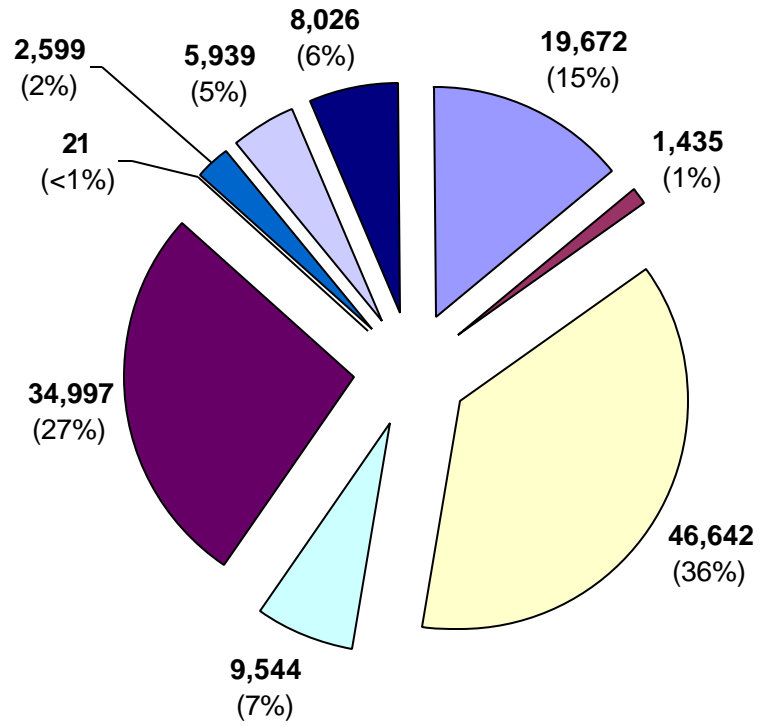
Active Probationers by Sentence Type



Active Probationers by Sentence Length



Active Probationers by Crime Type



viol/person	nonviol/person	property	drug sales	drug poss
alcohol	habit/dui	sex offend	other	

Probationer Statistical Profile

Table of contents for Active & admin probationers, not in facilities

Title	Page
-----	-----
Race and sex	2
Current supervision type	3
County of conviction	4
Circuit of conviction	9
Circuit of supervision	11
Sentence length in years	13
Time served in years	14
Time left to serve	15
Case type	16
Release type	17
First offender status	18
Type probationer	19
Most serious crime by group	20
Most serious offense	21
Most serious crime type	32

Probationer Statistical Profile

Sample: Active & admin probationers, not in facilities
Act probationers 08/19/2004

Requestor: Nancy Phillips, Statistician

Race and sex by current age & sex

Race and sex	M e n					W o m e n					Grand Total %
	age 00-21 %	age 22-39 %	age 40-98 %	age UNKWN %	Men Total %	age 00-21 %	age 22-39 %	age 40-98 %	age UNKWN %	Women Total %	
WHITE MALE	4243 44	26451 45	15978 51	0 0	46672 46	0 0	0 0	0 0	0 0	0 0	46672 36
NON WHITE MALE	5308 56	32907 55	15561 49	0 0	53776 54	0 0	0 0	0 0	0 0	0 0	53776 42
WHITE FEMALE	0 0	0 0	0 0	0 0	0 0	1010 51	8586 49	4983 55	0 0	14579 51	14579 11
NON WHITE FEMALE	0 0	0 0	0 0	0 0	0 0	962 49	8887 51	3998 45	0 0	13847 49	13847 11
Total reported	9551	59358	31539	0	100448	1972	17473	8981	0	28426	128874
Percent Reported	100.0	100.0	100.0		100.0	100.0	100.0	100.0		100.0	100.0
NOT REPORTED	0	0	1	0	1	0	0	0	0	0	1
Total	9551	59358	31540	0	100449	1972	17473	8981	0	28426	128875
AVERAGE W-AGE	19.91	29.57	47.89	.00	34.40	20.00	30.26	46.49	.00	34.67	34.46

*** Average age excludes missing dates of birth

Probationer Statistical Profile

Sample: Active & admin probationers, not in facilities
Act probationers 08/19/2004

Requestor: Nancy Phillips, Statistician

Current supervision type by current age & sex

Curr supv type	M e n							W o m e n							Grand								
	age	%	age	%	age	%	Men	%	age	%	age	%	age	%	Women	%	Total	%					
UNSUPERVISED	51	1	1179	2	715	2	0	0	1945	2	9	0	272	2	189	2	0	0	470	2	2415	2	
WARRANT	0	0	1	0	0	0	0	0	1	0	0	0	0	0	0	0	0	0	0	0	0	1	0
BC AFTERCARE	0	0	0	0	0	0	0	0	0	0	0	0	0	0	0	0	0	0	0	0	0	0	0
HOME CONFINEMENT	0	0	1	0	0	0	0	0	1	0	0	0	0	0	0	0	0	0	0	0	0	1	0
INTENSIVE	728	8	1862	3	665	2	0	0	3255	3	96	5	533	3	225	3	0	0	854	3	4109	3	
MAXIMUM	144	2	1158	2	744	2	0	0	2046	2	17	1	177	1	127	1	0	0	321	1	2367	2	
HIGH	340	4	2073	3	1057	3	0	0	3470	3	38	2	402	2	222	2	0	0	662	2	4132	3	
MEDIUM	1291	14	5745	10	2841	9	0	0	9877	10	220	11	1552	9	616	7	0	0	2388	8	12265	10	
STANDARD	4455	47	15063	25	7404	23	0	0	26922	27	1161	59	5736	33	2273	25	0	0	9170	32	36092	28	
ADMINISTRATIVE	2322	24	31135	52	17555	56	0	0	51012	51	415	21	8584	49	5207	58	0	0	14206	50	65218	51	
FINANCIAL	0	0	1	0	35	0	0	0	36	0	0	0	0	0	0	0	0	0	0	0	36	0	
OBSOLETE CODES	0	0	0	0	0	0	0	0	0	0	0	0	0	0	0	0	0	0	0	0	0	0	0
UNCLASSIFIED	220	2	1140	2	524	2	0	0	1884	2	16	1	217	1	122	1	0	0	355	1	2239	2	
Total reported	9551		59358		31540		0		100449		1972		17473		8981		0		28426		128875		
Percent Reported	100.0		100.0		100.0				100.0		100.0		100.0		100.0				100.0		100.0		
NOT REPORTED	0		0		0		0		0		0		0		0		0		0		0		
Total	9551		59358		31540		0		100449		1972		17473		8981		0		28426		128875		

Probationer Statistical Profile

Sample: Active & admin probationers, not in facilities
Act probationers 08/19/2004

Requestor: Nancy Phillips, Statistician

County of conviction by current age & sex

County	Men						Women						Grand Total	%								
	age 00-21	age 22-39	age 40-98	age UNKWN	Men Total	Men %	age 00-21	age 22-39	age 40-98	age UNKWN	Women Total	Women %										
Appling	23	0	144	0	63	0	0	0	230	0	5	0	32	0	8	0	0	0	45	0	275	0
Atkinson	19	0	75	0	39	0	0	0	133	0	2	0	18	0	9	0	0	0	29	0	162	0
Bacon	11	0	66	0	28	0	0	0	105	0	1	0	11	0	7	0	0	0	19	0	124	0
Baker	1	0	34	0	18	0	0	0	53	0	0	0	3	0	2	0	0	0	5	0	58	0
Baldwin	80	1	536	1	270	1	0	0	886	1	10	1	134	1	84	1	0	0	228	1	1114	1
Banks	19	0	98	0	82	0	0	0	199	0	4	0	45	0	23	0	0	0	72	0	271	0
Barrow	44	0	278	0	199	1	0	0	521	1	11	1	116	1	58	1	0	0	185	1	706	1
Bartow	93	1	971	2	547	2	0	0	1611	2	29	1	323	2	152	2	0	0	504	2	2115	2
Ben Hill	25	0	170	0	110	0	0	0	305	0	4	0	62	0	28	0	0	0	94	0	399	0
Berrien	26	0	129	0	99	0	0	0	254	0	10	1	39	0	17	0	0	0	66	0	320	0
Bibb	223	2	1598	3	869	3	0	0	2690	3	41	2	511	3	254	3	0	0	806	3	3496	3
Bleckley	29	0	131	0	61	0	0	0	221	0	4	0	46	0	16	0	0	0	66	0	287	0
Brantley	16	0	47	0	46	0	0	0	109	0	1	0	18	0	6	0	0	0	25	0	134	0
Brooks	27	0	131	0	55	0	0	0	213	0	3	0	22	0	14	0	0	0	39	0	252	0
Bryan	19	0	91	0	42	0	0	0	152	0	2	0	24	0	13	0	0	0	39	0	191	0
Bulloch	104	1	489	1	162	1	0	0	755	1	25	1	143	1	41	0	0	0	209	1	964	1
Burke	29	0	131	0	52	0	0	0	212	0	2	0	27	0	16	0	0	0	45	0	257	0
Butts	29	0	190	0	131	0	0	0	350	0	7	0	48	0	28	0	0	0	83	0	433	0
Calhoun	4	0	77	0	33	0	0	0	114	0	0	0	14	0	12	0	0	0	26	0	140	0
Camden	45	0	252	0	97	0	0	0	394	0	7	0	57	0	31	0	0	0	95	0	489	0
Candler	8	0	67	0	40	0	0	0	115	0	1	0	23	0	16	0	0	0	40	0	155	0
Carroll	88	1	483	1	225	1	0	0	796	1	20	1	159	1	89	1	0	0	268	1	1064	1
Catoosa	53	1	332	1	160	1	0	0	545	1	13	1	115	1	61	1	0	0	189	1	734	1
Charlton	8	0	41	0	30	0	0	0	79	0	2	0	11	0	5	0	0	0	18	0	97	0
Chatham	303	3	1697	3	849	3	0	0	2849	3	92	5	593	3	320	4	0	0	1005	4	3854	3
Chattahoochee	3	0	26	0	15	0	0	0	44	0	1	0	8	0	2	0	0	0	11	0	55	0
Chattooga	26	0	222	0	119	0	0	0	367	0	13	1	59	0	35	0	0	0	107	0	474	0
Cherokee	151	2	924	2	481	2	0	0	1556	2	53	3	291	2	162	2	0	0	506	2	2062	2
Clarke	133	1	636	1	282	1	0	0	1051	1	15	1	180	1	67	1	0	0	262	1	1313	1
Clay	4	0	42	0	26	0	0	0	72	0	1	0	9	0	4	0	0	0	14	0	86	0
Clayton	280	3	839	1	391	1	0	0	1510	2	90	5	371	2	134	1	0	0	595	2	2105	2
Clinch	10	0	97	0	59	0	0	0	166	0	4	0	36	0	17	0	0	0	57	0	223	0
Cobb	666	7	4631	8	2389	8	0	0	7686	8	124	6	1294	7	762	8	0	0	2180	8	9866	8
Coffee	24	0	262	0	140	0	0	0	426	0	6	0	62	0	38	0	0	0	106	0	532	0

(continued)

Probationer Statistical Profile

Sample: Active & admin probationers, not in facilities
Act probationers 08/19/2004

Requestor: Nancy Phillips, Statistician

County of conviction by current age & sex (continued)

County	M e n							W o m e n							Grand Total	%						
	age 00-21	%	age 22-39	%	age 40-98	%	UNKWN	Men Total	%	age 00-21	%	age 22-39	%	age 40-98			%	UNKWN	Women Total	%		
Colquit	85	1	411	1	207	1	0	0	703	1	13	1	113	1	39	0	0	0	165	1	868	1
Columbia	72	1	308	1	136	0	0	0	516	1	7	0	80	0	61	1	0	0	148	1	664	1
Cook	34	0	247	0	147	0	0	0	428	0	1	0	52	0	44	0	0	0	97	0	525	0
Coweta	116	1	434	1	230	1	0	0	780	1	18	1	168	1	80	1	0	0	266	1	1046	1
Crawford	15	0	58	0	32	0	0	0	105	0	1	0	9	0	10	0	0	0	20	0	125	0
Crisp	47	0	294	0	146	0	0	0	487	0	18	1	108	1	40	0	0	0	166	1	653	1
Dade	27	0	182	0	82	0	0	0	291	0	2	0	60	0	22	0	0	0	84	0	375	0
Dawson	19	0	133	0	89	0	0	0	241	0	8	0	54	0	36	0	0	0	98	0	339	0
Decatur	34	0	331	1	200	1	0	0	565	1	7	0	121	1	50	1	0	0	178	1	743	1
DeKalb	477	5	2657	4	1309	4	0	0	4443	4	104	5	791	5	333	4	0	0	1228	4	5671	4
Dodge	17	0	122	0	72	0	0	0	211	0	8	0	39	0	20	0	0	0	67	0	278	0
Dooly	18	0	142	0	62	0	0	0	222	0	3	0	32	0	24	0	0	0	59	0	281	0
Dougherty	260	3	1964	3	1129	4	0	0	3353	3	46	2	523	3	283	3	0	0	852	3	4205	3
Douglas	176	2	1402	2	840	3	0	0	2418	2	59	3	499	3	277	3	0	0	835	3	3253	3
Early	29	0	159	0	80	0	0	0	268	0	1	0	50	0	20	0	0	0	71	0	339	0
Echols	0	0	13	0	17	0	0	0	30	0	1	0	1	0	2	0	0	0	4	0	34	0
Effingham	56	1	209	0	97	0	0	0	362	0	14	1	73	0	39	0	0	0	126	0	488	0
Elbert	12	0	180	0	122	0	0	0	314	0	1	0	49	0	25	0	0	0	75	0	389	0
Emanuel	30	0	135	0	62	0	0	0	227	0	5	0	32	0	17	0	0	0	54	0	281	0
Evans	8	0	57	0	26	0	0	0	91	0	6	0	20	0	5	0	0	0	31	0	122	0
Fannin	18	0	146	0	126	0	0	0	290	0	3	0	59	0	30	0	0	0	92	0	382	0
Fayette	66	1	361	1	173	1	0	0	600	1	13	1	158	1	78	1	0	0	249	1	849	1
Floyd	116	1	954	2	599	2	0	0	1669	2	35	2	371	2	199	2	0	0	605	2	2274	2
Forsyth	72	1	409	1	241	1	0	0	722	1	4	0	123	1	67	1	0	0	194	1	916	1
Franklin	24	0	163	0	119	0	0	0	306	0	3	0	39	0	21	0	0	0	63	0	369	0
Fulton	647	7	4246	7	2101	7	0	0	6994	7	73	4	806	5	440	5	0	0	1319	5	8313	6
Gilmer	30	0	221	0	150	0	0	0	401	0	5	0	61	0	49	1	0	0	115	0	516	0
Glascocock	4	0	8	0	7	0	0	0	19	0	0	0	1	0	1	0	0	0	2	0	21	0
Glynn	85	1	584	1	304	1	0	0	973	1	20	1	171	1	88	1	0	0	279	1	1252	1
Gordon	58	1	468	1	286	1	0	0	812	1	19	1	187	1	108	1	0	0	314	1	1126	1
Grady	33	0	247	0	131	0	0	0	411	0	4	0	47	0	33	0	0	0	84	0	495	0
Greene	30	0	226	0	77	0	0	0	333	0	2	0	45	0	18	0	0	0	65	0	398	0
Gwinnett	578	6	3089	5	1461	5	0	0	5128	5	116	6	859	5	435	5	0	0	1410	5	6538	5
Habersham	27	0	170	0	99	0	0	0	296	0	7	0	56	0	29	0	0	0	92	0	388	0
Hall	136	1	802	1	524	2	0	0	1462	1	34	2	311	2	156	2	0	0	501	2	1963	2

(continued)

Probationer Statistical Profile

Sample: Active & admin probationers, not in facilities
Act probationers 08/19/2004

Requestor: Nancy Phillips, Statistician

County of conviction by current age & sex (continued)

County	Men						Women						Grand Total	%
	age 00-21	age 22-39	age 40-98	age UNKWN	Men Total	Men %	age 00-21	age 22-39	age 40-98	age UNKWN	Women Total	Women %		
Hancock	14	69	38	0	121	0	11	7	0	0	18	139		
Haralson	17	176	153	0	346	4	45	32	0	0	81	427		
Harris	34	110	77	0	221	2	24	12	0	0	38	259		
Hart	10	157	68	0	235	0	30	25	0	0	55	290		
Heard	8	40	28	0	76	1	11	5	0	0	17	93		
Henry	190	949	371	0	1510	32	274	142	0	0	448	1958		
Houston	134	794	428	0	1356	33	281	100	0	0	414	1770		
Irwin	18	91	65	0	174	2	15	9	0	0	26	200		
Jackson	47	344	211	0	602	9	117	59	0	0	185	787		
Jasper	16	82	59	0	157	2	10	16	0	0	28	185		
Jeff Davis	17	116	65	0	198	4	23	14	0	0	41	239		
Jefferson	22	125	61	0	208	1	20	9	0	0	30	238		
Jenkins	18	89	44	0	151	2	25	8	0	0	35	186		
Johnson	4	76	27	0	107	1	10	6	0	0	17	124		
Jones	41	239	127	0	407	8	50	29	0	0	87	494		
Lamar	20	196	80	0	296	9	44	17	0	0	70	366		
Lanier	13	93	55	0	161	3	11	8	0	0	22	183		
Laurens	48	426	234	0	708	8	107	47	0	0	162	870		
Lee	24	255	134	0	413	12	42	21	0	0	75	488		
Liberty	35	176	61	0	272	2	63	24	0	0	89	361		
Lincoln	9	65	35	0	109	1	7	14	0	0	22	131		
Long	12	39	26	0	77	1	6	5	0	0	12	89		
Lowndes	197	1260	518	0	1975	45	341	152	0	0	538	2513		
Lumpkin	15	172	112	0	299	6	50	25	0	0	81	380		
Macon	14	129	121	0	264	1	20	17	0	0	38	302		
Madison	31	157	96	0	284	5	37	28	0	0	70	354		
Marion	19	50	34	0	103	0	13	10	0	0	23	126		
McDuffie	22	166	77	0	265	6	31	19	0	0	56	321		
McIntosh	10	72	43	0	125	2	25	11	0	0	38	163		
Meriwether	30	144	105	0	279	4	40	19	0	0	63	342		
Miller	13	87	38	0	138	4	16	9	0	0	29	167		
Mitchell	46	302	121	0	469	3	78	33	0	0	114	583		
Monroe	22	177	97	0	296	7	54	20	0	0	81	377		
Montgomery	11	75	24	0	110	0	17	9	0	0	26	136		
Morgan	11	134	77	0	222	3	20	13	0	0	36	258		

(continued)

Probationer Statistical Profile

Sample: Active & admin probationers, not in facilities
Act probationers 08/19/2004

Requestor: Nancy Phillips, Statistician

County of conviction by current age & sex (continued)

County	Men					Women					Grand Total	%										
	age 00-21	age %	age 22-39	age %	age 40-98	age %	age UNKWN	age %	age 00-21	age %			age 22-39	age %	age 40-98	age %	age UNKWN	age %				
Murray	26	0	167	0	73	0	0	0	266	0	2	0	43	0	20	0	0	0	65	0	331	0
Muscogee	253	3	1224	2	679	2	0	0	2156	2	65	3	517	3	245	3	0	0	827	3	2983	2
Newton	89	1	738	1	506	2	0	0	1333	1	24	1	182	1	128	1	0	0	334	1	1667	1
Oconee	17	0	72	0	28	0	0	0	117	0	1	0	22	0	11	0	0	0	34	0	151	0
Oglethorpe	8	0	75	0	47	0	0	0	130	0	0	0	9	0	7	0	0	0	16	0	146	0
Paulding	84	1	414	1	238	1	0	0	736	1	12	1	85	0	55	1	0	0	152	1	888	1
Peach	41	0	183	0	80	0	0	0	304	0	2	0	42	0	13	0	0	0	57	0	361	0
Pickens	15	0	133	0	104	0	0	0	252	0	3	0	54	0	31	0	0	0	88	0	340	0
Pierce	7	0	45	0	25	0	0	0	77	0	1	0	11	0	15	0	0	0	27	0	104	0
Pike	5	0	53	0	31	0	0	0	89	0	1	0	9	0	3	0	0	0	13	0	102	0
Polk	27	0	346	1	233	1	0	0	606	1	2	0	72	0	57	1	0	0	131	0	737	1
Pulaski	15	0	64	0	29	0	0	0	108	0	2	0	22	0	18	0	0	0	42	0	150	0
Putnam	27	0	186	0	133	0	0	0	346	0	9	0	43	0	23	0	0	0	75	0	421	0
Quitman	4	0	21	0	11	0	0	0	36	0	1	0	8	0	4	0	0	0	13	0	49	0
Rabun	21	0	97	0	69	0	0	0	187	0	7	0	24	0	23	0	0	0	54	0	241	0
Randolph	14	0	109	0	53	0	0	0	176	0	3	0	38	0	18	0	0	0	59	0	235	0
Richmond	242	3	1353	2	674	2	0	0	2269	2	45	2	501	3	232	3	0	0	778	3	3047	2
Rockdale	70	1	361	1	173	1	0	0	604	1	23	1	134	1	55	1	0	0	212	1	816	1
Schley	8	0	58	0	40	0	0	0	106	0	1	0	17	0	3	0	0	0	21	0	127	0
Screven	28	0	127	0	74	0	0	0	229	0	3	0	52	0	31	0	0	0	86	0	315	0
Seminole	14	0	126	0	74	0	0	0	214	0	5	0	34	0	14	0	0	0	53	0	267	0
Spalding	74	1	485	1	236	1	0	0	795	1	24	1	220	1	111	1	0	0	355	1	1150	1
Stephens	31	0	128	0	91	0	0	0	250	0	9	0	38	0	34	0	0	0	81	0	331	0
Stewart	2	0	82	0	48	0	0	0	132	0	0	0	11	0	13	0	0	0	24	0	156	0
Sumter	60	1	505	1	395	1	0	0	960	1	11	1	153	1	88	1	0	0	252	1	1212	1
Talbot	5	0	41	0	37	0	0	0	83	0	0	0	4	0	7	0	0	0	11	0	94	0
Taliaferro	6	0	19	0	6	0	0	0	31	0	0	0	3	0	3	0	0	0	6	0	37	0
Tattnall	20	0	80	0	54	0	0	0	154	0	2	0	19	0	16	0	0	0	37	0	191	0
Taylor	15	0	79	0	39	0	0	0	133	0	4	0	12	0	4	0	0	0	20	0	153	0
Telfair	12	0	136	0	53	0	0	0	201	0	1	0	46	0	29	0	0	0	76	0	277	0
Terrell	24	0	183	0	55	0	0	0	262	0	10	1	34	0	23	0	0	0	67	0	329	0
Thomas	113	1	693	1	343	1	0	0	1149	1	16	1	183	1	81	1	0	0	280	1	1429	1
Tift	37	0	377	1	212	1	0	0	626	1	7	0	88	1	51	1	0	0	146	1	772	1
Toombs	28	0	155	0	73	0	0	0	256	0	9	0	53	0	26	0	0	0	88	0	344	0
Towns	3	0	47	0	25	0	0	0	75	0	0	0	13	0	9	0	0	0	22	0	97	0

(continued)

Probationer Statistical Profile

Sample: Active & admin probationers, not in facilities
Act probationers 08/19/2004

Requestor: Nancy Phillips, Statistician

County of conviction by current age & sex (continued)

County	Men						Women						Grand									
	age 00-21	%	age 22-39	%	age 40-98	%	Men UNKWN	%	Total	age 00-21	%	age 22-39	%	age 40-98	%	Women UNKWN	%	Total	%			
Treutlen	11	0	67	0	40	0	0	0	118	0	1	0	12	0	11	0	0	0	24	0	142	0
Troup	109	1	499	1	250	1	0	0	858	1	25	1	199	1	83	1	0	0	307	1	1165	1
Turner	13	0	96	0	40	0	0	0	149	0	0	0	17	0	10	0	0	0	27	0	176	0
Twiggs	6	0	73	0	38	0	0	0	117	0	1	0	20	0	11	0	0	0	32	0	149	0
Union	11	0	81	0	49	0	0	0	141	0	3	0	21	0	16	0	0	0	40	0	181	0
Upson	46	0	181	0	78	0	0	0	305	0	11	1	54	0	21	0	0	0	86	0	391	0
Walker	74	1	375	1	202	1	0	0	651	1	11	1	123	1	65	1	0	0	199	1	850	1
Walton	76	1	653	1	455	1	0	0	1184	1	16	1	154	1	90	1	0	0	260	1	1444	1
Ware	32	0	204	0	138	0	0	0	374	0	6	0	66	0	33	0	0	0	105	0	479	0
Warren	5	0	45	0	31	0	0	0	81	0	1	0	4	0	0	0	0	0	5	0	86	0
Washington	25	0	114	0	64	0	0	0	203	0	4	0	26	0	13	0	0	0	43	0	246	0
Wayne	49	1	241	0	152	0	0	0	442	0	19	1	89	1	39	0	0	0	147	1	589	0
Webster	11	0	32	0	37	0	0	0	80	0	2	0	5	0	3	0	0	0	10	0	90	0
Wheeler	5	0	42	0	28	0	0	0	75	0	2	0	13	0	9	0	0	0	24	0	99	0
White	14	0	124	0	84	0	0	0	222	0	4	0	41	0	17	0	0	0	62	0	284	0
Whitfield	99	1	691	1	343	1	0	0	1133	1	28	1	265	2	131	1	0	0	424	1	1557	1
Wilcox	10	0	51	0	24	0	0	0	85	0	1	0	10	0	4	0	0	0	15	0	100	0
Wilkes	14	0	86	0	49	0	0	0	149	0	1	0	16	0	13	0	0	0	30	0	179	0
Wilkinson	15	0	79	0	46	0	0	0	140	0	1	0	18	0	13	0	0	0	32	0	172	0
Worth	25	0	189	0	103	0	0	0	317	0	0	0	29	0	23	0	0	0	52	0	369	0
Out of state	185	2	1368	2	645	2	0	0	2198	2	43	2	455	3	189	2	0	0	687	2	2885	2
Total reported	9551		59354		31539		0		100444		1972		17473		8979		0		28424		128868	
Percent Reported	100.0		100.0		100.0				100.0		100.0		100.0		100.0				100.0		100.0	
Not reported	0		4		1		0		5		0		0		2		0		2		7	
Total	9551		59358		31540		0		100449		1972		17473		8981		0		28426		128875	

Probationer Statistical Profile

Sample: Active & admin probationers, not in facilities
Act probationers 08/19/2004

Requestor: Nancy Phillips, Statistician

Circuit of conviction by current age & sex

Circuit of conv	M e n							W o m e n							Grand Total %
	age 00-21 %	age 22-39 %	age 40-98 %	age UNKWN %	Men Total %	age 00-21 %	age 22-39 %	age 40-98 %	age UNKWN %	Women Total %					
Alapaha	110 1	675 1	409 1	0 0	1194 1	22 1	169 1	101 1	0 0	292 1	1486 1				
Alcovy	165 2	1391 2	962 3	0 0	2518 3	40 2	336 2	219 2	0 0	595 2	3113 2				
Atlanta	674 7	4373 8	2186 7	0 0	7233 7	77 4	868 5	474 5	0 0	1419 5	8652 7				
Atlantic	104 1	516 1	252 1	0 0	872 1	15 1	157 1	74 1	0 0	246 1	1118 1				
Augusta	344 4	1804 3	865 3	0 0	3013 3	54 3	608 4	309 4	0 0	971 4	3984 3				
Blue Ridge	151 2	925 2	480 2	0 0	1556 2	53 3	291 2	162 2	0 0	506 2	2062 2				
Brunswick	219 2	1348 2	688 2	0 0	2255 2	55 3	375 2	184 2	0 0	614 2	2869 2				
Chattahoochee	336 4	1540 3	884 3	0 0	2760 3	74 4	586 3	282 3	0 0	942 3	3702 3				
Cherokee	155 2	1445 2	837 3	0 0	2437 2	48 2	510 3	261 3	0 0	819 3	3256 3				
Clayton	280 3	835 1	389 1	0 0	1504 2	90 5	370 2	134 2	0 0	594 2	2098 2				
Cobb	666 7	4631 8	2388 8	0 0	7685 8	124 6	1290 8	761 9	0 0	2175 8	9860 8				
Conasauga	131 1	886 2	429 1	0 0	1446 1	31 2	319 2	157 2	0 0	507 2	1953 2				
Cordele	100 1	657 1	342 1	0 0	1099 1	26 1	212 1	96 1	0 0	334 1	1433 1				
Coweta	351 4	1600 3	838 3	0 0	2789 3	68 4	577 3	276 3	0 0	921 3	3710 3				
Dougherty	260 3	1964 3	1129 4	0 0	3353 3	46 2	523 3	283 3	0 0	852 3	4205 3				
Dublin	69 1	642 1	339 1	0 0	1050 1	11 1	149 1	75 1	0 0	235 1	1285 1				
Eastern	303 3	1697 3	848 3	0 0	2848 3	92 5	592 3	319 4	0 0	1003 4	3851 3				
Flint	190 2	949 2	371 1	0 0	1510 2	32 2	274 2	142 2	0 0	448 2	1958 2				
Griffin	191 2	1080 2	518 2	0 0	1789 2	49 3	441 3	213 2	0 0	703 3	2492 2				
Gwinnett	578 6	3088 5	1461 5	0 0	5127 5	116 6	859 5	435 5	0 0	1410 5	6537 5				
Houston	134 1	794 1	428 1	0 0	1356 1	33 2	281 2	100 1	0 0	414 1	1770 1				
Lookout Mountain	180 2	1111 2	563 2	0 0	1854 2	39 2	357 2	183 2	0 0	579 2	2433 2				
Macon	279 3	1839 3	981 3	0 0	3099 3	44 2	562 3	277 3	0 0	883 3	3982 3				
Middle	113 1	596 1	300 1	0 0	1009 1	20 1	154 1	81 1	0 0	255 1	1264 1				
Mountain	79 1	395 1	259 1	0 0	733 1	23 1	118 1	86 1	0 0	227 1	960 1				
Northeastern	155 2	935 2	613 2	0 0	1703 2	42 2	365 2	192 2	0 0	599 2	2302 2				
Northern	85 1	732 1	452 1	0 0	1269 1	9 0	164 1	106 1	0 0	279 1	1548 1				
Ocmulgee	234 2	1551 3	827 3	0 0	2612 3	35 2	331 2	203 2	0 0	569 2	3181 3				
Oconee	89 1	570 1	267 1	0 0	926 1	17 1	183 1	101 1	0 0	301 1	1227 1				
Ogeechee	206 2	914 2	377 1	0 0	1497 2	44 2	293 2	119 1	0 0	456 2	1953 2				
Pataula	102 1	727 1	337 1	0 0	1166 1	25 1	189 1	92 1	0 0	306 1	1472 1				
Piedmont	110 1	720 1	492 2	0 0	1322 1	24 1	278 2	140 2	0 0	442 2	1764 1				
Rome	116 1	954 2	599 2	0 0	1669 2	35 2	371 2	199 2	0 0	605 2	2274 2				
South Georgia	118 1	991 2	503 2	0 0	1612 2	14 1	263 2	130 1	0 0	407 1	2019 2				

(continued)

Probationer Statistical Profile

Sample: Active & admin probationers, not in facilities
Act probationers 08/19/2004

Requestor: Nancy Phillips, Statistician

Circuit of conviction by current age & sex (continued)

Circuit of conv	M e n								W o m e n								Grand					
	age	%	age	%	age	%	age	%	Men	%	age	%	age	%	age	%	Women	%	Total	%		
Southern	422	5	2508	4	1140	4	0	0	4070	4	78	4	660	4	288	3	0	0	1026	4	5096	4
Southwestern	119	1	1061	2	775	3	0	0	1955	2	27	1	248	1	145	2	0	0	420	2	2375	2
Stone Mountain	477	5	2656	5	1309	4	0	0	4442	5	104	5	791	5	333	4	0	0	1228	4	5670	5
Tallapoosa	44	0	522	1	386	1	0	0	952	1	6	0	117	1	89	1	0	0	212	1	1164	1
Tifton	93	1	753	1	420	1	0	0	1266	1	9	0	149	1	93	1	0	0	251	1	1517	1
Toombs	60	1	389	1	205	1	0	0	654	1	9	0	62	0	50	1	0	0	121	0	775	1
Waycross	98	1	665	1	407	1	0	0	1170	1	17	1	179	1	104	1	0	0	300	1	1470	1
Western	150	2	708	1	310	1	0	0	1168	1	16	1	202	1	78	1	0	0	296	1	1464	1
Rockdale	70	1	361	1	173	1	0	0	604	1	23	1	134	1	55	1	0	0	212	1	816	1
Douglas	176	2	1402	2	840	3	0	0	2418	2	59	3	499	3	277	3	0	0	835	3	3253	3
Appalachian	63	1	500	1	380	1	0	0	943	1	11	1	174	1	110	1	0	0	295	1	1238	1
Enotah	43	0	424	1	270	1	0	0	737	1	13	1	125	1	67	1	0	0	205	1	942	1
Bell-Forsyth	72	1	409	1	241	1	0	0	722	1	4	0	123	1	67	1	0	0	194	1	916	1
Towaliga	71	1	563	1	308	1	0	0	942	1	23	1	146	1	65	1	0	0	234	1	1176	1
Paulding	84	1	414	1	238	1	0	0	736	1	12	1	85	0	55	1	0	0	152	1	888	1
OUT OF STATE	185	2	1368	2	646	2	0	0	2199	2	43	2	455	3	189	2	0	0	687	2	2886	2
Total reported	9604		59578		31661		0		100843		1981		17564		9031		0		28576		129419	
Percent Reported	100.6		100.4		100.4				100.4		100.5		100.5		100.6				100.5		100.4	
NOT REPORTED	99		660		382		0		1141		22		162		101		0		285		1426	
Total	9551		59358		31540		0		100449		1972		17473		8981		0		28426		128875	

Probationer Statistical Profile

Sample: Active & admin probationers, not in facilities
Act probationers 08/19/2004

Requestor: Nancy Phillips, Statistician

Circuit of supervision by current age & sex

Circuit of supv	M e n							W o m e n							Grand							
	age	age	age	age	Men	Men	age	age	age	age	Women	Women	Total	Total								
	00-21	%	22-39	%	40-98	%	UNKWN	%	00-21	%	22-39	%	40-98	%	UNKWN	%	Total	%				
Alapaha	99	1	660	1	382	1	0	0	1141	1	22	1	162	1	101	1	0	0	285	1	1426	1
Alcovy	160	2	1408	2	929	3	0	0	2497	2	43	2	335	2	224	2	0	0	602	2	3099	2
Atlanta	753	8	5186	9	2544	8	0	0	8483	8	105	5	1131	6	579	6	0	0	1815	6	10298	8
Atlantic	110	1	528	1	260	1	0	0	898	1	26	1	186	1	71	1	0	0	283	1	1181	1
Augusta	346	4	1906	3	900	3	0	0	3152	3	60	3	616	4	308	3	0	0	984	3	4136	3
Blue Ridge	150	2	907	2	484	2	0	0	1541	2	49	2	285	2	162	2	0	0	496	2	2037	2
Brunswick	235	2	1376	2	700	2	0	0	2311	2	55	3	398	2	192	2	0	0	645	2	2956	2
Chattahoochee	330	3	1583	3	902	3	0	0	2815	3	72	4	591	3	296	3	0	0	959	3	3774	3
Cherokee	154	2	1451	2	848	3	0	0	2453	2	44	2	500	3	267	3	0	0	811	3	3264	3
Clayton	278	3	948	2	437	1	0	0	1663	2	80	4	410	2	152	2	0	0	642	2	2305	2
Cobb	644	7	4251	7	2137	7	0	0	7032	7	99	5	1174	7	682	8	0	0	1955	7	8987	7
Conasauga	139	1	964	2	472	1	0	0	1575	2	33	2	347	2	161	2	0	0	541	2	2116	2
Cordele	100	1	592	1	335	1	0	0	1027	1	23	1	201	1	84	1	0	0	308	1	1335	1
Coweta	362	4	1627	3	879	3	0	0	2868	3	68	3	610	3	282	3	0	0	960	3	3828	3
Dougherty	261	3	2012	3	1135	4	0	0	3408	3	54	3	524	3	286	3	0	0	864	3	4272	3
Dublin	74	1	616	1	335	1	0	0	1025	1	11	1	156	1	78	1	0	0	245	1	1270	1
Eastern	303	3	1718	3	889	3	0	0	2910	3	87	4	593	3	320	4	0	0	1000	4	3910	3
Flint	171	2	865	1	379	1	0	0	1415	1	30	2	248	1	141	2	0	0	419	1	1834	1
Griffin	197	2	1043	2	540	2	0	0	1780	2	47	2	398	2	201	2	0	0	646	2	2426	2
Gwinnett	596	6	3088	5	1399	4	0	0	5083	5	118	6	850	5	416	5	0	0	1384	5	6467	5
Houston	127	1	710	1	385	1	0	0	1222	1	29	1	245	1	105	1	0	0	379	1	1601	1
Lookout Mountain	182	2	1131	2	600	2	0	0	1913	2	35	2	365	2	191	2	0	0	591	2	2504	2
Macon	301	3	2033	3	1083	3	0	0	3417	3	43	2	606	3	310	3	0	0	959	3	4376	3
Middle	114	1	635	1	313	1	0	0	1062	1	21	1	170	1	86	1	0	0	277	1	1339	1
Mountain	89	1	421	1	280	1	0	0	790	1	23	1	121	1	91	1	0	0	235	1	1025	1
Northeastern	155	2	1006	2	632	2	0	0	1793	2	40	2	370	2	202	2	0	0	612	2	2405	2
Northern	84	1	754	1	481	2	0	0	1319	1	14	1	198	1	117	1	0	0	329	1	1648	1
Ocmulgee	217	2	1408	2	796	3	0	0	2421	2	38	2	320	2	195	2	0	0	553	2	2974	2
Oconee	86	1	562	1	267	1	0	0	915	1	16	1	181	1	92	1	0	0	289	1	1204	1
Ogeechee	179	2	843	1	374	1	0	0	1396	1	41	2	274	2	117	1	0	0	432	2	1828	1
Pataula	101	1	707	1	335	1	0	0	1143	1	23	1	190	1	98	1	0	0	311	1	1454	1
Piedmont	92	1	723	1	458	1	0	0	1273	1	23	1	260	1	130	1	0	0	413	1	1686	1
Rome	114	1	948	2	585	2	0	0	1647	2	42	2	362	2	187	2	0	0	591	2	2238	2
South Georgia	113	1	997	2	526	2	0	0	1636	2	15	1	278	2	122	1	0	0	415	1	2051	2

(continued)

Probationer Statistical Profile

Sample: Active & admin probationers, not in facilities
Act probationers 08/19/2004

Requestor: Nancy Phillips, Statistician

Circuit of supervision by current age & sex (continued)

Circuit of supv	M e n								W o m e n								Grand					
	age	age	age	age	Men	age	age	age	age	Women	age	age	age	Women	Grand	Grand						
	00-21	%	22-39	%	40-98	%	UNKWN	%	Total	%	00-21	%	22-39	%	40-98	%	UNKWN	%	Total	%		
Southern	421	4	2515	4	1149	4	0	0	4085	4	76	4	646	4	288	3	0	0	1010	4	5095	4
Southwestern	125	1	1004	2	741	2	0	0	1870	2	24	1	245	1	142	2	0	0	411	1	2281	2
Stone Mountain	511	5	3063	5	1430	5	0	0	5004	5	123	6	897	5	367	4	0	0	1387	5	6391	5
Tallapoosa	54	1	578	1	393	1	0	0	1025	1	13	1	155	1	107	1	0	0	275	1	1300	1
Tifton	96	1	794	1	425	1	0	0	1315	1	13	1	156	1	107	1	0	0	276	1	1591	1
Toombs	55	1	369	1	205	1	0	0	629	1	6	0	62	0	46	1	0	0	114	0	743	1
Waycross	96	1	691	1	423	1	0	0	1210	1	19	1	190	1	112	1	0	0	321	1	1531	1
Western	153	2	744	1	332	1	0	0	1229	1	18	1	188	1	84	1	0	0	290	1	1519	1
Rockdale	84	1	377	1	189	1	0	0	650	1	22	1	138	1	55	1	0	0	215	1	865	1
Douglas	150	2	1207	2	710	2	0	0	2067	2	54	3	401	2	222	2	0	0	677	2	2744	2
Appalachian	62	1	500	1	405	1	0	0	967	1	14	1	185	1	112	1	0	0	311	1	1278	1
Enotah	52	1	410	1	278	1	0	0	740	1	10	1	147	1	74	1	0	0	231	1	971	1
Bell-Forsyth	63	1	368	1	218	1	0	0	649	1	8	0	118	1	62	1	0	0	188	1	837	1
Towaliga	74	1	518	1	305	1	0	0	897	1	19	1	148	1	67	1	0	0	234	1	1131	1
Paulding	98	1	517	1	280	1	0	0	895	1	20	1	129	1	82	1	0	0	231	1	1126	1
Total reported	9510		59262		31484		0		100256		1968		17460		8973		0		28401		128657	

Probationer Statistical Profile

Sample: Active & admin probationers, not in facilities
Act probationers 08/19/2004

Requestor: Nancy Phillips, Statistician

Sentence length in years by current age & sex

Sentence (in years)	M e n				W o m e n				Grand Total	%	
	age 00-21	age 22-39	age 40-98	age UNKWN	Men Total	age 00-21	age 22-39	age 40-98			age UNKWN
0-1	29 0	151 0	69 0	0 0	249 0	10 1	39 0	17 0	0 0	66 0	315 0
1.1-2	217 2	970 2	458 1	0 0	1645 2	58 3	264 2	123 1	0 0	445 2	2090 2
2.1-3	898 9	2922 5	1348 4	0 0	5168 5	273 14	1082 6	442 5	0 0	1797 6	6965 5
3.1-4	1221 13	4728 8	2268 7	0 0	8217 8	375 19	1978 11	754 8	0 0	3107 11	11324 9
4.1-5	1133 12	5784 10	2670 8	0 0	9587 10	179 9	1654 9	800 9	0 0	2633 9	12220 9
5.1-6	3478 36	17431 29	8356 27	0 0	29265 29	695 35	5779 33	2575 29	0 0	9049 32	38314 30
6.1-7	373 4	2835 5	1420 5	0 0	4628 5	64 3	791 5	404 4	0 0	1259 4	5887 5
7.1-8	419 4	3866 7	1867 6	0 0	6152 6	62 3	912 5	475 5	0 0	1449 5	7601 6
8.1-9	325 3	3011 5	1632 5	0 0	4968 5	48 2	781 4	479 5	0 0	1308 5	6276 5
9.1-10	147 2	1809 3	1064 3	0 0	3020 3	24 1	408 2	255 3	0 0	687 2	3707 3
10.1-12	1058 11	10080 17	5620 18	0 0	16758 17	153 8	2795 16	1721 19	0 0	4669 16	21427 17
12.1-15	69 1	1769 3	1242 4	0 0	3080 3	7 0	326 2	272 3	0 0	605 2	3685 3
15.1-20	128 1	2383 4	1804 6	0 0	4315 4	19 1	416 2	382 4	0 0	817 3	5132 4
20.1-OVER	56 1	1610 3	1639 5	0 0	3305 3	5 0	248 1	280 3	0 0	533 2	3838 3
INDEFINITE	0 0	0 0	0 0	0 0	0 0	0 0	0 0	0 0	0 0	0 0	0 0
Total reported	9551	59349	31457	0	100357	1972	17473	8979	0	28424	128781
Percent Reported	100.0	100.0	99.7		99.9	100.0	100.0	100.0		100.0	99.9
NOT REPORTED	0	9	83	0	92	0	0	2	0	2	94
Total	9551	59358	31540	0	100449	1972	17473	8981	0	28426	128875
AVERAGE EXCLUDING INDEFINITE	5.48	7.12	7.98	.00	7.23	4.84	6.37	7.32	.00	6.57	7.09

Probationer Statistical Profile

Sample: Active & admin probationers, not in facilities
Act probationers 08/19/2004

Requestor: Nancy Phillips, Statistician

Time served in years by current age & sex

Time served (in yrs)	M e n				W o m e n				Grand Total %		
	age 00-21 %	age 22-39 %	age 40-98 %	age UNKWN %	Men Total %	age 00-21 %	age 22-39 %	age 40-98 %		age UNKWN %	Women Total %
0-1	4840 51	16699 28	7714 24	0 0	29253 29	1008 51	5077 29	2176 24	0 0	8261 29	37514 29
1.1-2	2911 30	13422 23	6363 20	0 0	22696 23	632 32	4344 25	1869 21	0 0	6845 24	29541 23
2.1-3	1318 14	9782 16	4814 15	0 0	15914 16	252 13	3105 18	1502 17	0 0	4859 17	20773 16
3.1-4	408 4	6961 12	3713 12	0 0	11082 11	71 4	2016 12	1108 12	0 0	3195 11	14277 11
4.1-5	65 1	5212 9	2969 9	0 0	8246 8	9 0	1359 8	882 10	0 0	2250 8	10496 8
5.1-6	5 0	2529 4	1662 5	0 0	4196 4	0 0	563 3	411 5	0 0	974 3	5170 4
6.1-7	3 0	1581 3	937 3	0 0	2521 3	0 0	391 2	278 3	0 0	669 2	3190 2
7.1-8	0 0	1056 2	703 2	0 0	1759 2	0 0	240 1	198 2	0 0	438 2	2197 2
8.1-9	1 0	700 1	567 2	0 0	1268 1	0 0	143 1	142 2	0 0	285 1	1553 1
9.1-10	0 0	545 1	421 1	0 0	966 1	0 0	97 1	127 1	0 0	224 1	1190 1
10.1-12	0 0	399 1	498 2	0 0	897 1	0 0	74 0	100 1	0 0	174 1	1071 1
12.1-15	0 0	325 1	603 2	0 0	928 1	0 0	43 0	101 1	0 0	144 1	1072 1
15.1-20	0 0	104 0	387 1	0 0	491 0	0 0	14 0	57 1	0 0	71 0	562 0
20.1-OVER	0 0	41 0	187 1	0 0	228 0	0 0	6 0	29 0	0 0	35 0	263 0
Total reported	9551	59356	31538	0	100445	1972	17472	8980	0	28424	128869
Percent Reported	100.0	100.0	100.0		100.0	100.0	100.0	100.0		100.0	100.0
NOT REPORTED	0	2	2	0	4	0	1	1	0	2	6
Total	9551	59358	31540	0	100449	1972	17473	8981	0	28426	128875
AVERAGE TIME SERVED	1.21	2.65	3.49	.00	2.78	1.15	2.38	3.23	.00	2.56	2.73

Probationer Statistical Profile

Sample: Active & admin probationers, not in facilities
Act probationers 08/19/2004

Requestor: Nancy Phillips, Statistician

Time left to serve by current age & sex

Time left (in years)	M e n					W o m e n					Grand Total %
	age 00-21 %	age 22-39 %	age 40-98 %	age UNKWN %	Men Total %	age 00-21 %	age 22-39 %	age 40-98 %	age UNKWN %	Women Total %	
0-1	754 8	8893 15	5045 16	0 0	14692 15	224 11	2851 16	1561 17	0 0	4636 16	19328 15
1.1-2	1330 14	9612 16	5176 16	0 0	16118 16	394 20	3070 18	1493 17	0 0	4957 17	21075 16
2.1-3	1677 18	9359 16	4696 15	0 0	15732 16	351 18	2969 17	1420 16	0 0	4740 17	20472 16
3.1-4	1722 18	8251 14	4086 13	0 0	14059 14	320 16	2471 14	1195 13	0 0	3986 14	18045 14
4.1-5	1837 19	7373 12	3561 11	0 0	12771 13	348 18	2213 13	1046 12	0 0	3607 13	16378 13
5.1-6	355 4	3224 5	1818 6	0 0	5397 5	60 3	822 5	483 5	0 0	1365 5	6762 5
6.1-7	409 4	3151 5	1671 5	0 0	5231 5	56 3	787 5	456 5	0 0	1299 5	6530 5
7.1-8	367 4	2486 4	1302 4	0 0	4155 4	58 3	661 4	401 4	0 0	1120 4	5275 4
8.1-9	411 4	2110 4	1136 4	0 0	3657 4	54 3	573 3	293 3	0 0	920 3	4577 4
9.1-10	435 5	1958 3	1001 3	0 0	3394 3	77 4	530 3	243 3	0 0	850 3	4244 3
10.1-12	79 1	899 2	563 2	0 0	1541 2	2 0	140 1	114 1	0 0	256 1	1797 1
12.1-15	106 1	1104 2	679 2	0 0	1889 2	22 1	200 1	122 1	0 0	344 1	2233 2
15.1-20	61 1	610 1	450 1	0 0	1121 1	6 0	133 1	94 1	0 0	233 1	1354 1
20.1-OVER	8 0	296 0	267 1	0 0	571 1	0 0	43 0	54 1	0 0	97 0	668 1
INDEFINITE	0 0	0 0	0 0	0 0	0 0	0 0	0 0	0 0	0 0	0 0	0 0
NONE	0 0	22 0	5 0	0 0	27 0	0 0	10 0	5 0	0 0	15 0	42 0
Total reported	9551	59348	31456	0	100355	1972	17473	8980	0	28425	128780
Percent Reported	100.0	100.0	99.7		99.9	100.0	100.0	100.0		100.0	99.9
NOT REPORTED	0	10	84	0	94	0	0	1	0	1	95
Total	9551	59358	31540	0	100449	1972	17473	8981	0	28426	128875
AVERAGE EXCLUDING INDEFINITE, NONE	4.16	4.06	4.22	.00	4.12	3.60	3.69	3.92	.00	3.75	4.04

Probationer Statistical Profile

Sample: Active & admin probationers, not in facilities
Act probationers 08/19/2004

Requestor: Nancy Phillips, Statistician

Case type by current age & sex

Case type	Men					Women					Grand Total	%										
	age 00-21	age 22-39	age 40-98	age UNKWN	Men Total	age 00-21	age 22-39	age 40-98	age UNKWN	Women Total												
PRESENTENCE	0	0	0	0	0	0	0	0	0	0	0	0										
SPLIT SENTENCE	167	2	5720	10	4581	15	0	0	10468	10	17	1	696	4	620	7	0	0	1333	5	11801	9
STRAIGHT SENTENCE	9197	96	52239	88	26249	83	0	0	87685	87	1908	97	16311	93	8160	91	0	0	26379	93	114064	89
ABANDONMENT&BASTARDY	0	0	5	0	51	0	0	0	56	0	0	0	0	0	0	0	0	0	0	0	56	0
OUT OF STATE PROB	187	2	1385	2	653	2	0	0	2225	2	44	2	458	3	193	2	0	0	695	2	2920	2
OUT OF STATE A&B	0	0	0	0	1	0	0	0	1	0	0	0	1	0	0	0	0	0	1	0	2	0
SUSPENDED SENTENCE	0	0	9	0	5	0	0	0	14	0	3	0	7	0	8	0	0	0	18	0	32	0
Total reported	9551		59358		31540		0		100449		1972		17473		8981		0		28426		128875	
Percent Reported	100.0		100.0		100.0				100.0		100.0		100.0		100.0				100.0		100.0	
NOT REPORTED	0		0		0		0		0		0		0		0		0		0		0	
Total	9551		59358		31540		0		100449		1972		17473		8981		0		28426		128875	

Probationer Statistical Profile

Sample: Active & admin probationers, not in facilities
Act probationers 08/19/2004

Requestor: Nancy Phillips, Statistician

Release type by current age & sex

Release type	M e n					W o m e n					Grand Total %	
	age 00-21 %	age 22-39 %	age 40-98 %	age UNKWN %	Men Total %	age 00-21 %	age 22-39 %	age 40-98 %	age UNKWN %	Women Total %		
TRANSF OUT OF STATE	0 0	0 0	0 0	0 0	0 0	0 0	0 0	0 0	0 0	0 0	0 0	0 0
REVOKED (TECHNICAL)	0 0	0 0	0 0	0 0	0 0	0 0	0 0	0 0	0 0	0 0	0 0	0 0
REVOKED (NEW SENT)	0 0	0 0	0 0	0 0	0 0	0 0	0 0	0 0	0 0	0 0	0 0	0 0
REVOKED (NEW CRIME)	0 0	0 0	0 0	0 0	0 0	0 0	0 0	0 0	0 0	0 0	0 0	0 0
ABSCONDED (TOLLED)	0 0	0 0	0 0	0 0	0 0	0 0	0 0	0 0	0 0	0 0	0 0	0 0
ABSCONDED (NON-TOLL)	0 0	0 0	0 0	0 0	0 0	0 0	0 0	0 0	0 0	0 0	0 0	0 0
TERMINATED BY COURT	0 0	0 0	0 0	0 0	0 0	0 0	0 0	0 0	0 0	0 0	0 0	0 0
OUT OF STATE TERM	0 0	0 0	0 0	0 0	0 0	0 0	0 0	0 0	0 0	0 0	0 0	0 0
DEATH	0 0	0 0	0 0	0 0	0 0	0 0	0 0	0 0	0 0	0 0	0 0	0 0
FINAN OBLIG COMPLETE	0 0	0 0	0 0	0 0	0 0	0 0	0 0	0 0	0 0	0 0	0 0	0 0
OTHER	0 0	0 0	0 0	0 0	0 0	0 0	0 0	0 0	0 0	0 0	0 0	0 0
NORMAL RELEASE	0 0	0 0	0 0	0 0	0 0	0 0	0 0	0 0	0 0	0 0	0 0	0 0
A & B SPECIAL TERM	0 0	0 0	0 0	0 0	0 0	0 0	0 0	0 0	0 0	0 0	0 0	0 0
INDEP JURISDICTION	0 0	0 0	0 0	0 0	0 0	0 0	0 0	0 0	0 0	0 0	0 0	0 0
ACTIVE	9551100	59358100	31540100	0 0	100449100	1972100	17473100	8981100	0 0	28426100	128875100	
Total reported	9551	59358	31540	0	100449	1972	17473	8981	0	28426	128875	
Percent Reported	100.0	100.0	100.0		100.0	100.0	100.0	100.0		100.0	100.0	
NOT REPORTED	0	0	0	0	0	0	0	0	0	0	0	0
Total	9551	59358	31540	0	100449	1972	17473	8981	0	28426	128875	

Probationer Statistical Profile

Sample: Active & admin probationers, not in facilities
Act probationers 08/19/2004

Requestor: Nancy Phillips, Statistician

First offender status by current age & sex

1stOffndr	M e n				W o m e n				Grand Total %		
	age 00-21 %	age 22-39 %	age 40-98 %	age UNKWN %	Men Total %	age 00-21 %	age 22-39 %	age 40-98 %		age UNKWN %	Women Total %
FIRST OFFNDR STATUS	5303 56	17078 29	5297 17	0 0	27678 28	1397 71	7868 45	2813 31	0 0	12078 42	39756 31
NO FIRST OFFNDR STAT	4248 44	42280 71	26243 83	0 0	72771 72	575 29	9605 55	6168 69	0 0	16348 58	89119 69
Total reported	9551	59358	31540	0	100449	1972	17473	8981	0	28426	128875
Percent Reported	100.0	100.0	100.0		100.0	100.0	100.0	100.0		100.0	100.0
NOT REPORTED	0	0	0	0	0	0	0	0	0	0	0
Total	9551	59358	31540	0	100449	1972	17473	8981	0	28426	128875

Probationer Statistical Profile

Sample: Active & admin probationers, not in facilities
Act probationers 08/19/2004

Requestor: Nancy Phillips, Statistician

Type probationer by current age & sex

Type probationer	M e n					W o m e n					Grand Total %
	age 00-21 %	age 22-39 %	age 40-98 %	age UNKWN %	Men Total %	age 00-21 %	age 22-39 %	age 40-98 %	age UNKWN %	Women Total %	
MISDEMEANANT	69 1	396 1	280 1	0 0	745 1	8 0	113 1	77 1	0 0	198 1	943 1
FELON	9482 99	58948 99	31203 99	0 0	99633 99	1961 99	17352 99	8896 99	0 0	28209 99	127842 99
ABANDONMENT&BASTARDY	0 0	5 0	52 0	0 0	57 0	0 0	1 0	0 0	0 0	1 0	58 0
SUSPENDED SENTENCE	0 0	9 0	5 0	0 0	14 0	3 0	7 0	8 0	0 0	18 0	32 0
Total reported	9551	59358	31540	0	100449	1972	17473	8981	0	28426	128875
Percent Reported	100.0	100.0	100.0		100.0	100.0	100.0	100.0		100.0	100.0
NOT REPORTED	0	0	0	0	0	0	0	0	0	0	0
Total	9551	59358	31540	0	100449	1972	17473	8981	0	28426	128875

Probationer Statistical Profile

Sample: Active & admin probationers, not in facilities
Act probationers 08/19/2004

Requestor: Nancy Phillips, Statistician

Most serious crime by group by current age & sex

Crime group	Men						Women						Grand Total	%
	age 00-21	age 22-39	age 40-98	age UNKWN	Men Total	Men %	age 00-21	age 22-39	age 40-98	age UNKWN	Women Total	Women %		
HOMICIDE	16	357	276	0	649		5	83	100	0	188		837	
ABORTION	0	1	0	0	1		0	2	0	0	2		3	
BODILY INJURY&REL OFF	668	6768	4660	0	12096		157	1313	668	0	2138		14234	
ARSON & REL OFF	29	265	175	0	469		10	82	76	0	168		637	
DAMAGE OF PROPERTY	225	687	226	0	1138		37	188	47	0	272		1410	
BURGLARY & REL OFF	1624	6078	2074	0	9776		121	641	214	0	976		10752	
FORGERY & REL OFF	472	4586	2237	0	7295		405	4349	1734	0	6488		13783	
THEFT	2063	7551	3692	0	13306		527	3747	1748	0	6022		19328	
ROBBERY	299	1776	608	0	2683		32	188	59	0	279		2962	
SEXUAL OFFENSES	467	2710	2482	0	5659		15	132	61	0	208		5867	
OBSCENITY CRIMES	0	5	10	0	15		0	1	1	0	2		17	
TREASON & REL OFF	6	42	21	0	69		3	21	12	0	36		105	
CRIMES INVOLVNG GOVT	191	1341	554	0	2086		35	405	218	0	658		2744	
FALSIFICATIONS	32	181	101	0	314		17	157	54	0	228		542	
OBSTRUCT LAW ENFORCE	17	174	74	0	265		11	72	27	0	110		375	
DISORDERLY CONDUCT	70	217	90	0	377		4	26	23	0	53		430	
GAMBLING & REL OFF	4	35	30	0	69		2	13	12	0	27		96	
CRUELTY TO CHILDREN	23	639	431	0	1093		13	450	165	0	628		1721	
CRIMES WITH GUNS	206	1999	1364	0	3569		35	135	105	0	275		3844	
INVASION PRIVACY	8	82	59	0	149		0	0	1	0	1		150	
RACKETEERING	2	14	23	0	39		2	13	10	0	25		64	
DRUG ABUSE OFFENSES	2948	21787	10251	0	34986		507	4991	3281	0	8779		43765	
DRUG TRAFFICKING	12	280	233	0	525		9	76	60	0	145		670	
AUTO CRIMES	12	931	1300	0	2243		2	77	129	0	208		2451	
REVENUE & CONTRABAND	2	6	3	0	11		1	7	5	0	13		24	
CRIMES OF OTH STATES	27	200	106	0	333		4	83	32	0	119		452	
MISC. FELONIES	53	233	126	0	412		9	97	54	0	160		572	
MISDEMEANORS	69	398	324	0	791		8	117	80	0	205		996	
Total reported	9545	59343	31530	0	100418		1971	17466	8976	0	28413		128831	
Percent Reported	99.9	100.0	100.0		100.0		99.9	100.0	99.9		100.0		100.0	
NOT REPORTED	6	15	10	0	31		1	7	5	0	13		44	
Total	9551	59358	31540	0	100449		1972	17473	8981	0	28426		128875	

Probationer Statistical Profile

Sample: Active & admin probationers, not in facilities
Act probationers 08/19/2004

Requestor: Nancy Phillips, Statistician

Most serious offense by current age & sex

Most serious offense	Men					Women					Grand Total	%	
	age 00-21 %	age 22-39 %	age 40-98 %	age UNKWN %	Men Total %	age 00-21 %	age 22-39 %	age 40-98 %	age UNKWN %	Women Total %			
Misdemeanors													
abandonment	0 0	2 0	42 0	0 0	44 0	0 0	0 0	0 0	0 0	0 0	44 0		
non-support	0 0	0 0	1 0	0 0	1 0	0 0	1 0	0 0	0 0	1 0	2 0		
stalking	0 0	1 0	3 0	0 0	4 0	0 0	0 0	0 0	0 0	0 0	4 0		
assault & battery	1 0	10 0	2 0	0 0	13 0	0 0	0 0	0 0	0 0	0 0	13 0		
atmpt murder	0 0	0 0	1 0	0 0	1 0	0 0	0 0	0 0	0 0	0 0	1 0		
aggravated assault	0 0	10 0	10 0	0 0	20 0	0 0	4 0	3 0	0 0	7 0	27 0		
simple assault	1 0	10 0	5 0	0 0	16 0	0 0	0 0	0 0	0 0	0 0	16 0		
simple battery	2 0	21 0	25 0	0 0	48 0	0 0	3 0	1 0	0 0	4 0	52 0		
shooting at another	0 0	0 0	1 0	0 0	1 0	0 0	0 0	0 0	0 0	0 0	1 0		
concealing a death	0 0	0 0	0 0	0 0	0 0	0 0	1 0	0 0	0 0	1 0	1 0		
leave scene had inju	0 0	0 0	1 0	0 0	1 0	0 0	0 0	0 0	0 0	0 0	1 0		
crmlnlt intfer govt pr	2 0	1 0	0 0	0 0	3 0	0 0	0 0	0 0	0 0	0 0	3 0		
reckless conduct	2 0	1 0	0 0	0 0	3 0	0 0	1 0	1 0	0 0	2 0	5 0		
disorderly conduct	1 0	1 0	1 0	0 0	3 0	0 0	0 0	0 0	0 0	0 0	3 0		
cruelty to children	0 0	1 0	0 0	0 0	1 0	1 0	0 0	0 0	0 0	1 0	2 0		
larceny	1 0	0 0	1 0	0 0	2 0	1 0	3 0	0 0	0 0	4 0	6 0		
receiving stolen goo	2 0	4 0	2 0	0 0	8 0	0 0	2 0	0 0	0 0	2 0	10 0		
theft by taking	3 0	24 0	9 0	0 0	36 0	0 0	21 0	10 0	0 0	31 0	67 0		
robbery	1 0	5 0	1 0	0 0	7 0	0 0	3 0	0 0	0 0	3 0	10 0		
burglary	1 0	10 0	3 0	0 0	14 0	0 0	0 0	1 0	0 0	1 0	15 0		
bad checks	0 0	4 0	14 0	0 0	18 0	0 0	11 0	14 0	0 0	25 0	43 0		
fraudulent checks	0 0	2 0	3 0	0 0	5 0	0 0	1 0	1 0	0 0	2 0	7 0		
forgery	0 0	6 0	1 0	0 0	7 0	0 0	4 0	2 0	0 0	6 0	13 0		
worthless checks	0 0	0 0	0 0	0 0	0 0	0 0	2 0	2 0	0 0	4 0	4 0		
s/d of narcotics	1 0	8 0	0 0	0 0	9 0	0 0	0 0	0 0	0 0	0 0	9 0		
public drunkenness	0 0	1 0	0 0	0 0	1 0	0 0	0 0	0 0	0 0	0 0	1 0		
s/d dep,stim,cntrf d	0 0	2 0	0 0	0 0	2 0	0 0	0 0	0 0	0 0	0 0	2 0		
s/d of marijuana	0 0	4 0	1 0	0 0	5 0	0 0	0 0	0 0	0 0	0 0	5 0		
poss of narcotics	0 0	3 0	0 0	0 0	3 0	0 0	0 0	0 0	0 0	0 0	3 0		
poss dep,stim,cntrf	0 0	1 0	0 0	0 0	1 0	0 0	0 0	0 0	0 0	0 0	1 0		
poss of lsd	0 0	1 0	0 0	0 0	1 0	0 0	0 0	0 0	0 0	0 0	1 0		
poss of marijuana	2 0	16 0	5 0	0 0	23 0	0 0	3 0	1 0	0 0	4 0	27 0		
viol motor veh law	2 0	33 0	18 0	0 0	53 0	0 0	3 0	3 0	0 0	6 0	59 0		

(continued)

Probationer Statistical Profile

Sample: Active & admin probationers, not in facilities
Act probationers 08/19/2004

Requestor: Nancy Phillips, Statistician

Most serious offense by current age & sex (continued)

Most serious offense	Men					Women					Grand Total	%
	age 00-21	age 22-39	age 40-98	age UNKWN	Men Total	age 00-21	age 22-39	age 40-98	age UNKWN	Women Total		
dui	8 0	59 0	68 0	0 0	135 0	0 0	10 0	10 0	0 0	20 0	155 0	
obstr of law enf off	7 0	25 0	9 0	0 0	41 0	2 0	1 0	1 0	0 0	4 0	45 0	
impersonating anothe	0 0	3 0	2 0	0 0	5 0	0 0	2 0	1 0	0 0	3 0	8 0	
crmn1 trespassing	4 0	8 0	3 0	0 0	15 0	1 0	1 0	0 0	0 0	2 0	17 0	
illegal attm to obt	0 0	1 0	0 0	0 0	1 0	0 0	2 0	1 0	0 0	3 0	4 0	
crmn1 damage	4 0	2 0	2 0	0 0	8 0	1 0	2 0	0 0	0 0	3 0	11 0	
terroristic threats	1 0	0 0	3 0	0 0	4 0	0 0	0 0	1 0	0 0	1 0	5 0	
viol ga cntrl subst	2 0	29 0	14 0	0 0	45 0	1 0	4 0	5 0	0 0	10 0	55 0	
prostitution	1 0	0 0	0 0	0 0	1 0	0 0	0 0	0 0	0 0	0 0	1 0	
public indecency	0 0	3 0	1 0	0 0	4 0	0 0	0 0	0 0	0 0	0 0	4 0	
peeping tom	0 0	1 0	1 0	0 0	2 0	0 0	0 0	0 0	0 0	0 0	2 0	
molesting a minor	0 0	0 0	3 0	0 0	3 0	0 0	0 0	0 0	0 0	0 0	3 0	
sexual battery	2 0	2 0	2 0	0 0	6 0	0 0	0 0	0 0	0 0	0 0	6 0	
escape	0 0	0 0	1 0	0 0	1 0	0 0	0 0	0 0	0 0	0 0	1 0	
cpwl & concealed wea	1 0	4 0	2 0	0 0	7 0	0 0	0 0	0 0	0 0	0 0	7 0	
shoplifting	1 0	4 0	8 0	0 0	13 0	0 0	5 0	2 0	0 0	7 0	20 0	
pointing gun at anot	1 0	0 0	3 0	0 0	4 0	0 0	1 0	0 0	0 0	1 0	5 0	
deadly weapons in pu	0 0	2 0	0 0	0 0	2 0	0 0	0 0	0 0	0 0	0 0	2 0	
other misdemeanor	5 0	15 0	18 0	0 0	38 0	0 0	5 0	8 0	0 0	13 0	51 0	
riot	0 0	0 0	1 0	0 0	1 0	0 0	0 0	0 0	0 0	0 0	1 0	
fighting in public p	0 0	1 0	0 0	0 0	1 0	1 0	0 0	0 0	0 0	1 0	2 0	
family violence batt	0 0	3 0	0 0	0 0	3 0	0 0	1 0	0 0	0 0	1 0	4 0	
misc public order of	0 0	1 0	0 0	0 0	1 0	0 0	0 0	0 0	0 0	0 0	1 0	
misuse firearm hunti	0 0	1 0	0 0	0 0	1 0	0 0	0 0	0 0	0 0	0 0	1 0	
cruelty to animals	0 0	0 0	0 0	0 0	0 0	0 0	0 0	1 0	0 0	1 0	1 0	
lottery violation	0 0	0 0	0 0	0 0	0 0	0 0	1 0	0 0	0 0	1 0	1 0	
off agnst pub hlth/m	0 0	5 0	4 0	0 0	9 0	0 0	1 0	0 0	0 0	1 0	10 0	
failr fil/mntn abort	0 0	0 0	1 0	0 0	1 0	0 0	0 0	0 0	0 0	0 0	1 0	
involuntary manslaug	0 0	0 0	2 0	0 0	2 0	0 0	0 0	0 0	0 0	0 0	2 0	
theft by deception <	0 0	1 0	0 0	0 0	1 0	0 0	1 0	0 0	0 0	1 0	2 0	
theft/lost/property<	0 0	1 0	0 0	0 0	1 0	0 0	0 0	0 0	0 0	0 0	1 0	
theft of services <	0 0	1 0	0 0	0 0	1 0	0 0	0 0	0 0	0 0	0 0	1 0	
theft by conversion	0 0	2 0	1 0	0 0	3 0	0 0	2 0	2 0	0 0	4 0	7 0	
theft motor vehicle,	0 0	3 0	3 0	0 0	6 0	0 0	0 0	0 0	0 0	0 0	6 0	
conversn paymnt real	0 0	1 0	0 0	0 0	1 0	0 0	0 0	0 0	0 0	0 0	1 0	

(continued)

Probationer Statistical Profile

Sample: Active & admin probationers, not in facilities
Act probationers 08/19/2004

Requestor: Nancy Phillips, Statistician

Most serious offense by current age & sex (continued)

Most serious offense	Men					Women					Grand Total	%
	age 00-21 %	age 22-39 %	age 40-98 %	age UNKWN %	Men Total %	age 00-21 %	age 22-39 %	age 40-98 %	age UNKWN %	Women Total %		
entrng mot veh crim	0 0	5 0	0 0	0 0	5 0	0 0	0 0	0 0	0 0	0 0	5 0	0
viol forgery&fraud p	0 0	2 0	1 0	0 0	3 0	0 0	0 0	1 0	0 0	1 0	4 0	0
obtn/attmpt drugs il	0 0	1 0	3 0	0 0	4 0	0 0	1 0	2 0	0 0	3 0	7 0	0
viol dangerous drugs	0 0	1 0	0 0	0 0	1 0	0 0	0 0	0 0	0 0	0 0	1 0	0
mfg/dist imitate con	0 0	1 0	1 0	0 0	2 0	0 0	0 0	0 0	0 0	0 0	2 0	0
misc sexual offenses	1 0	2 0	3 0	0 0	6 0	0 0	0 0	0 0	0 0	0 0	6 0	0
providing sex mat mi	0 0	0 0	1 0	0 0	1 0	0 0	0 0	0 0	0 0	0 0	1 0	0
dng instrmtalties &	0 0	1 0	0 0	0 0	1 0	0 0	0 0	0 0	0 0	0 0	1 0	0
furnish liquor to mi	1 0	1 0	0 0	0 0	2 0	0 0	0 0	0 0	0 0	0 0	2 0	0
poss alc bev by juve	4 0	0 0	1 0	0 0	5 0	0 0	1 0	0 0	0 0	1 0	6 0	0
viol motor veh licen	1 0	2 0	1 0	0 0	4 0	0 0	0 0	0 0	0 0	0 0	4 0	0
conspiracy commit mis	1 0	1 0	0 0	0 0	2 0	0 0	0 0	0 0	0 0	0 0	2 0	0
misc misdemeanor	2 0	17 0	10 0	0 0	29 0	0 0	13 0	5 0	0 0	18 0	47 0	0
viol othr states law	0 0	4 0	1 0	0 0	5 0	0 0	0 0	1 0	0 0	1 0	6 0	0

FELONIES												

MISC HOMICIDE OFFENS	1 0	9 0	5 0	0 0	15 0	1 0	2 0	0 0	0 0	3 0	18 0	0
MURDER	0 0	4 0	8 0	0 0	12 0	0 0	7 0	1 0	0 0	8 0	20 0	0
VOLUNTARY MANSLAUGHT	2 0	80 0	112 0	0 0	194 0	0 0	24 0	46 1	0 0	70 0	264 0	0
INVOLUNTARY MANSLAUG	4 0	64 0	22 0	0 0	90 0	2 0	13 0	14 0	0 0	29 0	119 0	0
RECKLESS ABANDONMENT	1 0	0 0	0 0	0 0	1 0	0 0	0 0	0 0	0 0	0 0	1 0	0
FETICIDE	0 0	1 0	0 0	0 0	1 0	0 0	1 0	0 0	0 0	1 0	2 0	0
VEHICULAR HOMICIDE	7 0	186 0	115 0	0 0	308 0	1 0	34 0	30 0	0 0	65 0	373 0	0
HOMICIDE BY PILOT DU	0 0	1 0	1 0	0 0	2 0	0 0	0 0	0 0	0 0	0 0	2 0	0
CONCEAL DEATH OF ANO	0 0	3 0	1 0	0 0	4 0	1 0	0 0	1 0	0 0	2 0	6 0	0
ATMPT MURDER	1 0	9 0	12 0	0 0	22 0	0 0	2 0	8 0	0 0	10 0	32 0	0
MISC ABORTION	0 0	0 0	0 0	0 0	0 0	0 0	1 0	0 0	0 0	1 0	1 0	0
CRMNL ABORTION	0 0	1 0	0 0	0 0	1 0	0 0	1 0	0 0	0 0	1 0	2 0	0
MISC ASSAULT/BATTERY	4 0	105 0	64 0	0 0	173 0	0 0	9 0	5 0	0 0	14 0	187 0	0
FAMILY VIOLENCE BATT	3 0	56 0	29 0	0 0	88 0	1 0	4 0	2 0	0 0	7 0	95 0	0
AGGRAV ASSAULT	387 4	4033 7	2748 9	0 0	7168 7	113 6	989 6	511 6	0 0	1613 6	8781 7	0
ATMPT AGGRAV ASSAULT	1 0	15 0	12 0	0 0	28 0	0 0	4 0	4 0	0 0	8 0	36 0	0
AGGRAV BATTERY	50 1	484 1	296 1	0 0	830 1	3 0	62 0	25 0	0 0	90 0	920 1	0

(continued)

Probationer Statistical Profile

Sample: Active & admin probationers, not in facilities
Act probationers 08/19/2004

Requestor: Nancy Phillips, Statistician

Most serious offense by current age & sex (continued)

Most serious offense	Men				Women				Grand Total	%
	age 00-21	age 22-39	age 40-98	age UNKWN	age 00-21	age 22-39	age 40-98	age UNKWN		
TERRORIST THREATS & FALSE IMPRISONMENT	153	877	697	0	27	127	61	0	215	1942
FALSE IMPRISONMENT	18	270	115	0	1	19	5	0	25	428
FALSE IMPRIS COLOR L	0	1	1	0	0	0	0	0	0	2
KIDNAPPING	1	78	55	0	0	2	1	0	3	137
INTERFERENCE WITH CU	7	25	19	0	2	13	9	0	24	75
AGGRAV ASSAULT POLICE	3	143	116	0	3	15	12	0	30	292
AGGRAV BATTERY PEACE	1	5	2	0	0	2	0	0	2	10
SIMPLE BATTERY	8	79	55	0	0	13	4	0	17	159
RECK COND	0	7	2	0	0	6	1	0	7	16
INJURY BY VEHICLE	2	16	6	0	1	6	2	0	9	33
STALKING	1	17	19	0	0	1	1	0	2	39
AGGRAV STALKING	29	554	419	0	6	41	25	0	72	1074
ATMPT KIDNAP	0	3	5	0	0	0	0	0	0	8
ARSON MISC	2	19	13	0	2	4	6	0	12	46
ARSON 1ST DEGREE	17	174	139	0	7	61	60	1	128	458
ARSON 2ND DEGREE	6	50	18	0	0	9	7	0	16	90
ARSON 3RD DEGREE	1	18	5	0	1	6	2	0	9	33
CRMNL POSS EXPLOSIVE	3	4	0	0	0	2	1	0	3	10
MISC CRIMINAL DAMAGE	2	8	1	0	0	1	0	0	1	12
CRMNL DAMAGE 1ST DEG	37	159	70	0	4	34	9	0	47	313
CRMNL DAMAGE 2ND DEG	168	460	136	0	32	138	34	0	204	968
DAMAGE, DESTROY SECR	3	11	6	0	0	6	1	0	7	27
VANDALISM TO CHURCH	2	6	0	0	1	1	1	0	3	11
ALTER ID	13	43	13	0	0	8	2	0	10	79
BURGLARY	1516	5899	2020	0	115	628	210	0	953	10388
POSS BURGLAR TOOLS	74	110	30	0	6	9	1	0	16	230
ATMPT BURGLARY	34	69	24	0	0	4	3	0	7	134
MISC FORGERY	3	17	12	0	1	18	12	0	31	63
FORGERY 1ST DEGREE	324	3470	1742	0	273	3276	1401	0	4950	10486
FORGERY 2ND DEGREE	35	228	51	0	11	90	25	0	126	440
BAD CHECKS	10	160	154	0	10	162	59	1	231	555
ILLEGAL USE-CREDIT C	3	10	7	0	0	15	5	0	20	40
THEFT CREDIT CARD	23	91	23	0	15	79	16	0	110	247
FORGERY CREDIT CARD	3	25	6	0	6	49	7	0	62	96
FRAUDULENT CREDIT CA	52	322	102	0	69	378	83	0	530	1006

(continued)

Probationer Statistical Profile

Sample: Active & admin probationers, not in facilities
Act probationers 08/19/2004

Requestor: Nancy Phillips, Statistician

Most serious offense by current age & sex (continued)

Most serious offense	Men					Women					Grand Total	%
	age 00-21 %	age 22-39 %	age 40-98 %	age UNKWN %	Men Total	age 00-21 %	age 22-39 %	age 40-98 %	age UNKWN %	Women Total		
CRMNL POSS CREDIT CA	2 0	4 0	1 0	0 0	7 0	1 0	1 0	1 0	0 0	3 0	10 0	
RECV GDS,SRVS FRAUD	1 0	2 0	13 0	0 0	16 0	0 0	17 0	10 0	0 0	27 0	43 0	
FINANCIAL IDENTITY F	1 0	23 0	8 0	0 0	32 0	2 0	29 0	9 0	0 0	40 0	72 0	
TELECOMMUNICATIONS F	2 0	18 0	10 0	0 0	30 0	0 0	4 0	2 0	0 0	6 0	36 0	
COMPUTER THEFT	1 0	6 0	0 0	0 0	7 0	1 0	7 0	1 0	0 0	9 0	16 0	
COMPUTER TRESPASS	0 0	1 0	0 0	0 0	1 0	0 0	2 0	0 0	0 0	2 0	3 0	
ATMPT FORGERY	0 0	4 0	1 0	0 0	5 0	1 0	0 0	3 0	0 0	4 0	9 0	
FAILLR PAY NATRL PRD/	0 0	0 0	2 0	0 0	2 0	0 0	0 0	1 0	0 0	1 0	3 0	
FRAUDULENT ACCESS CO	2 0	35 0	7 0	0 0	44 0	4 0	39 0	6 0	0 0	49 0	93 0	
MISC FRAUD	10 0	170 0	98 0	0 0	278 0	11 1	183 1	93 1	0 0	287 1	565 0	
THEFT BY TAKING	684 7	3302 6	1749 6	0 0	5735 6	188 10	1931 11	967 11	0 0	3086 11	8821 7	
THEFT BY DECEPTION	15 0	213 0	189 1	0 0	417 0	9 0	176 1	95 1	0 0	280 1	697 1	
THEFT BY EXTORTION	0 0	6 0	2 0	0 0	8 0	0 0	8 0	3 0	0 0	11 0	19 0	
THEFT OF LOST PROPER	3 0	12 0	9 0	0 0	24 0	0 0	7 0	4 0	0 0	11 0	35 0	
THEFT BY REC STOLEN	650 7	2056 4	652 2	0 0	3358 3	54 3	334 2	80 1	0 0	468 2	3826 3	
THEFT OF SERVICES	3 0	41 0	24 0	0 0	68 0	1 0	22 0	11 0	0 0	34 0	102 0	
THEFT BY CONVERSION	11 0	195 0	255 1	0 0	461 0	4 0	146 1	81 1	0 0	231 1	692 1	
THEFT OF TRADE SECRE	0 0	3 0	1 0	0 0	4 0	1 0	0 0	0 0	0 0	1 0	5 0	
CONVSN PAYMNTS REAL	0 0	10 0	21 0	0 0	31 0	0 0	0 0	0 0	0 0	0 0	31 0	
ATMPT THEFT BY TAKIN	5 0	3 0	0 0	0 0	8 0	0 0	2 0	1 0	0 0	3 0	11 0	
THEFT MOTORVEH OR PA	125 1	443 1	172 1	0 0	740 1	19 1	69 0	16 0	0 0	104 0	844 1	
THEFT OF LEASED PERS	0 0	2 0	2 0	0 0	4 0	0 0	4 0	0 0	0 0	4 0	8 0	
THEFT BRING PROP IN	15 0	57 0	22 0	0 0	94 0	3 0	6 0	3 0	0 0	12 0	106 0	
THEFT RECV PROP OUT	7 0	16 0	4 0	0 0	27 0	0 0	3 0	2 0	0 0	5 0	32 0	
LIVESTOCK THEFT	0 0	9 0	4 0	0 0	13 0	0 0	1 0	0 0	0 0	1 0	14 0	
THEFT BY SHOPLIFTING	110 1	584 1	462 1	0 0	1156 1	234 12	998 6	474 5	0 0	1706 6	2862 2	
ENTERING VEHICLE	435 5	599 1	124 0	0 0	1158 1	14 1	40 0	10 0	0 0	64 0	1222 1	
STEAL ALTER PUBLIC D	0 0	0 0	0 0	0 0	0 0	0 0	0 0	1 0	0 0	1 0	1 0	
ROBBERY	228 2	1238 2	363 1	0 0	1829 2	25 1	149 1	46 1	0 0	220 1	2049 2	
ARMED ROBBERY	23 0	395 1	211 1	0 0	629 1	3 0	27 0	10 0	0 0	40 0	669 1	
ROBBERY BY FORCE	1 0	13 0	2 0	0 0	16 0	1 0	0 0	0 0	0 0	1 0	17 0	
ROBBERY BY INTIMIDAT	6 0	17 0	4 0	0 0	27 0	0 0	0 0	1 0	0 0	1 0	28 0	
ROBBERY BY SUDDEN SN	3 0	6 0	3 0	0 0	12 0	0 0	3 0	0 0	0 0	3 0	15 0	
HIJACKING MOTOR VEHI	1 0	2 0	0 0	0 0	3 0	0 0	1 0	0 0	0 0	1 0	4 0	
ATMPT ROBBERY	23 0	64 0	19 0	0 0	106 0	3 0	6 0	2 0	0 0	11 0	117 0	

(continued)

Probationer Statistical Profile

Sample: Active & admin probationers, not in facilities
Act probationers 08/19/2004

Requestor: Nancy Phillips, Statistician

Most serious offense by current age & sex (continued)

Most serious offense	Men						Women						Grand Total	%								
	age 00-21	age 22-39	age 40-98	age UNKWN	Men Total	Men %	age 00-21	age 22-39	age 40-98	age UNKWN	Women Total	Women %										
ATMPT ARMED ROBBERY	14	0	41	0	6	0	0	0	0	2	0	0	0	0	2	0	63	0				
MISC SEXUAL OFFENSE	4	0	54	0	52	0	0	0	0	1	0	1	0	0	0	2	0	112	0			
RAPE	3	0	109	0	114	0	0	0	0	1	0	0	0	0	0	1	0	227	0			
SODOMY	5	0	22	0	44	0	0	0	0	3	0	0	0	0	0	3	0	74	0			
AGGRAV SODOMY	0	0	45	0	83	0	0	0	0	0	0	0	0	0	0	0	0	128	0			
BESTIALITY	0	0	1	0	2	0	0	0	0	0	0	0	0	0	0	0	0	3	0			
INCEST	5	0	33	0	118	0	0	0	0	1	0	5	0	8	0	0	14	0	170	0		
BIGAMY	0	0	6	0	8	0	0	0	0	0	0	1	0	1	0	0	1	0	15	0		
AGGRAV SEXUAL BATTER	1	0	20	0	31	0	0	0	0	1	0	0	0	0	0	0	1	0	53	0		
PIMPING A MINOR UNDE	0	0	0	0	1	0	0	0	0	0	0	0	0	0	0	0	0	0	1	0		
PANDERING BY COMPULS	0	0	3	0	3	0	0	0	0	1	0	0	0	0	0	0	1	0	7	0		
STATUTORY RAPE	271	3	1132	2	128	0	0	0	0	1531	2	5	0	35	0	8	0	0	48	0	1579	1
CHILD MOLESTATION	137	1	982	2	1528	5	0	0	0	2647	3	5	0	54	0	32	0	0	91	0	2738	2
ENTICING CHILD-INDEC	27	0	114	0	135	0	0	0	0	276	0	2	0	16	0	4	0	0	22	0	298	0
AGGRAV CHILD MOLESTA	8	0	107	0	182	1	0	0	0	297	0	1	0	6	0	1	0	0	8	0	305	0
SEXL/ASLT/AGN/PERS/	0	0	22	0	18	0	0	0	0	40	0	0	0	9	0	6	0	0	15	0	55	0
SEXUAL ASLT BY THERA	0	0	1	0	0	0	0	0	0	1	0	0	0	0	0	0	0	0	0	0	1	0
SOLICIT SODOMY FROM	0	0	5	0	3	0	0	0	0	8	0	0	0	1	0	0	0	0	1	0	9	0
SEX OFFENDER FAIL RE	1	0	10	0	10	0	0	0	0	21	0	0	0	0	0	0	0	0	0	0	21	0
ATMPT RAPE	1	0	37	0	16	0	0	0	0	54	0	0	0	0	0	0	0	0	0	0	54	0
ATMPT SODOMY	0	0	1	0	3	0	0	0	0	4	0	0	0	0	0	0	0	0	0	0	4	0
ATMPT AGGRAV SODOMY	0	0	1	0	1	0	0	0	0	2	0	0	0	0	0	0	0	0	0	0	2	0
ATMPT CHILD MOLESTAT	0	0	1	0	1	0	0	0	0	2	0	0	0	0	0	0	0	0	0	0	2	0
AGG ASLT W ATMPT TO	2	0	4	0	1	0	0	0	0	7	0	0	0	0	0	0	0	0	0	0	7	0
AGGRAV CH MOLEST, AT	1	0	0	0	0	0	0	0	0	1	0	0	0	0	0	0	0	0	0	0	1	0
STATUTORY RAPE, ATMPT	1	0	0	0	0	0	0	0	0	1	0	0	0	0	0	0	0	0	0	0	1	0
MISC OBSCENITY	0	0	1	0	4	0	0	0	0	5	0	0	0	0	0	0	0	0	0	0	5	0
DISTRIBUTING OBSCENE	0	0	1	0	2	0	0	0	0	3	0	0	0	1	0	1	0	0	2	0	5	0
DISTR MAT DEPICT NUD	0	0	3	0	2	0	0	0	0	5	0	0	0	0	0	0	0	0	0	0	5	0
PROV SEX MATER TO MI	0	0	0	0	2	0	0	0	0	2	0	0	0	0	0	0	0	0	0	0	2	0
MISC PUBLIC ORDER	1	0	5	0	1	0	0	0	0	7	0	0	0	0	0	3	0	0	3	0	10	0
INSURRECTION	0	0	1	0	0	0	0	0	0	1	0	0	0	0	0	0	0	0	0	0	1	0
INCITING TO INSURREC	0	0	1	0	2	0	0	0	0	3	0	0	0	0	0	0	0	0	0	0	3	0
ADVOC OVERTHROW OF G	0	0	0	0	1	0	0	0	0	1	0	0	0	0	0	0	0	0	0	0	1	0
FALSE SWEARNG WRITTN	5	0	35	0	17	0	0	0	0	57	0	3	0	21	0	9	0	0	33	0	90	0

(continued)

Probationer Statistical Profile

Sample: Active & admin probationers, not in facilities
Act probationers 08/19/2004

Requestor: Nancy Phillips, Statistician

Most serious offense by current age & sex (continued)

Most serious offense	Men						Women						Grand			
	age	age	age	age	Men	Men	age	age	age	age	Women	Women	Total	%		
	00-21	%	22-39	%	40-98	%	00-21	%	22-39	%	40-98	%	UNKWN	%	Total	%
ABUSE OF GOVT OFFICE	0	0	0	0	1	0	0	0	0	0	0	0	0	0	1	0
BRIBERY GOVT OFFICER	0	0	14	0	12	0	0	0	6	0	3	0	0	0	9	0
VIOL OATH PUBLIC OFF	0	0	4	0	3	0	0	0	1	0	1	0	0	0	2	0
INFLUENCE LEGISLATIV	0	0	0	0	1	0	0	0	0	0	0	0	0	0	1	0
INFLUENCE GOVT OFFIC	0	0	3	0	0	0	0	0	0	0	0	0	0	0	3	0
DEFRAUDING STATE	0	0	11	0	28	0	0	0	39	0	139	1	89	1	228	1
FALSE CERTIFICATES	1	0	8	0	4	0	0	0	13	0	7	0	0	0	7	0
INFLUENCING WITNESS	3	0	11	0	3	0	0	0	17	0	7	0	1	0	8	0
OBSTR OF LAW ENF OFF	187	2	1289	2	501	2	0	0	1977	2	35	2	244	1	124	1
TAMPERING WITH EVIDE	0	0	1	0	1	0	0	0	2	0	1	0	0	0	1	0
MISC JUDICIAL PROCEE	0	0	0	0	1	0	0	0	1	0	2	0	0	0	2	0
PERJURY	1	0	11	0	14	0	0	0	26	0	3	0	20	0	8	0
FALSE SWEARING	1	0	20	0	5	0	0	0	26	0	2	0	22	0	7	0
SUBORNATION OF PERJU	0	0	0	0	0	0	0	0	0	0	2	0	0	0	2	0
IMPERSONATION	1	0	3	0	1	0	0	0	5	0	0	0	10	0	1	0
IMPERSONATING OFFICE	4	0	33	0	27	0	0	0	64	0	6	0	3	0	9	0
BARRATRY	1	0	3	0	1	0	0	0	5	0	0	0	1	0	2	0
EMBRACERY	0	0	1	0	0	0	0	0	1	0	0	0	1	0	1	0
FALSE STATEMENTS GOV	23	0	106	0	51	0	0	0	180	0	12	1	90	1	34	0
UNAUTH REPRESENTN PEAC	0	0	0	0	1	0	0	0	1	0	0	0	0	0	0	0
IMPERSNTNG IN LEGAL	1	0	4	0	0	0	0	0	5	0	0	0	3	0	3	0
ESCAPE	4	0	94	0	43	0	0	0	141	0	1	0	14	0	8	0
AIDING ESCAPE	1	0	4	0	2	0	0	0	7	0	1	0	8	0	2	0
HINDERING APPREH OR	9	0	41	0	15	0	0	0	65	0	8	0	44	0	15	0
COMPOUNDING A CRIME	0	0	3	0	1	0	0	0	4	0	0	0	1	0	2	0
MUTINY IN PENAL INST	1	0	0	0	2	0	0	0	3	0	0	0	0	0	0	0
BAIL JUMPING	1	0	30	0	11	0	0	0	42	0	1	0	5	0	1	0
ATMPT ESCAPE	1	0	2	0	0	0	0	0	3	0	0	0	0	0	0	0
FALSE PUBLIC ALARM	12	0	19	0	5	0	0	0	36	0	1	0	4	0	4	0
CRMNL INTERFERE GOVT	58	1	198	0	85	0	0	0	341	0	3	0	22	0	19	0
MISC GAMBLING/RELATE	0	0	1	0	1	0	0	0	2	0	0	0	0	0	1	0
COMMERICAL GAMBLING	0	0	5	0	19	0	0	0	24	0	1	0	1	0	10	0
BRIBERY OF CONTESTAN	0	0	3	0	0	0	0	0	3	0	0	0	2	0	0	0
SOLICIT/ACCEPTING BR	0	0	1	0	1	0	0	0	2	0	0	0	1	0	0	0
GAMBLING ACT ON BUSI	0	0	0	0	3	0	0	0	3	0	0	0	1	0	0	0

(continued)

Probationer Statistical Profile

Sample: Active & admin probationers, not in facilities
Act probationers 08/19/2004

Requestor: Nancy Phillips, Statistician

Most serious offense by current age & sex (continued)

Most serious offense	Men						Women						Grand Total	%
	age 00-21	age 22-39	age 40-98	age UNKWN	Men Total	Men %	age 00-21	age 22-39	age 40-98	age UNKWN	Women Total	Women %		
DOGFIGHTING	0	14	3	0	17	0	0	1	0	0	1	18		
LOTTERY VIOLATION	3	6	3	0	12	1	7	0	0	0	8	20		
BUS HIJACKING	1	1	0	0	2	0	0	0	0	0	0	2		
BOARDING BUS W/CONCL	0	1	0	0	1	0	1	0	0	0	1	2		
REMOVAL BAGGAGE,CARG	0	3	0	0	3	0	0	0	0	0	0	3		
CRUELTY TO CHILDREN	18	570	361	0	949	13	437	161	0	611	1560			
ATMPT CRUELTY TO CHI	0	0	0	0	0	0	1	0	0	1	1			
SEX EXPLOITATION CHI	3	29	32	0	64	0	5	2	0	7	71			
ABANDONMENT OF CHILD	0	32	36	0	68	0	1	1	0	2	70			
UNLWFL AD ADOPT CHIL	0	0	0	0	0	0	1	0	0	1	1			
CNTRBTNG DELINQENCY	2	8	2	0	12	0	5	1	0	6	18			
MISC WEAPON/EXPLOSIV	13	26	8	0	47	1	3	0	0	4	51			
CARRY CONCEALED WEAP	14	53	9	0	76	3	0	1	0	4	80			
CARRY PISTL WITHOUT	0	3	1	0	4	0	0	0	0	0	4			
ALTER PISTL LICENSE	0	1	0	0	1	0	0	0	0	0	1			
MACHINE GUN ACTIVITI	0	0	1	0	1	0	0	0	0	0	1			
POSS OF FIREARM DUR	49	612	256	0	917	5	45	47	0	97	1014			
POSS OF CERTAIN WEAP	23	98	57	0	178	2	6	3	0	11	189			
POSS FIREARM CONVCT	25	1135	1019	0	2179	0	70	53	0	123	2302			
CARRY WEAPON AT SCHO	77	51	5	0	133	23	6	1	0	30	163			
GUARD LINE WITH WEAP	0	3	0	0	3	0	4	0	0	4	7			
POSS WEAPON BY PRISO	0	5	0	0	5	1	1	0	0	2	7			
MISUSE FIREARM HUNTI	0	2	3	0	5	0	0	0	0	0	5			
CRUELTY TO ANIMALS	4	7	1	0	12	0	0	0	0	0	12			
AGGRAV CRUELTY TO AN	1	3	4	0	8	0	0	0	0	0	8			
MISC INVASION OF PRI	0	4	3	0	7	0	0	1	0	1	8			
EAVESDROP & SURVEILL	1	7	10	0	18	0	0	0	0	0	18			
PEEPING TOM	7	70	45	0	122	0	0	0	0	0	122			
P/S/D OF EAVESDROP D	0	1	1	0	2	0	0	0	0	0	2			
RACKETEERING	2	14	23	0	39	2	13	10	0	25	64			
S/D NARCOTICS OPIATE	15	284	177	0	476	7	52	54	0	113	589			
S/D DEP STIM CNTRF D	38	289	139	0	466	5	76	43	0	124	590			
S/D OF LSD	2	23	1	0	26	0	1	1	0	2	28			
S/D OF MARIJUANA	360	1920	472	0	2752	25	240	120	0	385	3137			
S/D OF ALCOHOLIC IN	0	1	1	0	2	0	0	0	0	0	2			

(continued)

Probationer Statistical Profile

Sample: Active & admin probationers, not in facilities
Act probationers 08/19/2004

Requestor: Nancy Phillips, Statistician

Most serious offense by current age & sex (continued)

Most serious offense	Men							Women							Grand				
	age	age	age	age	Men	Men	age	age	age	age	Women	Women	Total	%					
	00-21	%	22-39	%	40-98	%	UNKWN	Total	%	00-21	%	22-39	%	40-98	%	UNKWN	%	Total	%
POSS NARCOTICS OPIAT	60	1	489	1	281	1	0	830	1	20	1	124	1	116	1	0	0	260	1
POSS DEP STIM CNTRF	118	1	768	1	368	1	0	1254	1	47	2	337	2	170	2	0	0	554	2
POSS OF LSD	5	0	53	0	3	0	0	61	0	0	0	4	0	2	0	0	0	6	0
POSS OF MARIJUANA	296	3	1454	2	457	1	0	2207	2	33	2	219	1	101	1	0	0	353	1
ILLEGAL POSS/MANF LI	0	0	5	0	3	0	0	8	0	0	0	1	0	0	0	0	0	1	0
ILLEGAL ATTN TO OBT	1	0	60	0	54	0	0	115	0	2	0	101	1	92	1	0	0	195	1
VIOL GA CNTRL SBST A	1216	13	9311	16	4435	14	0	14962	15	278	14	2510	15	1559	18	0	0	4347	16
VIOL DNGROUS DRGS AC	8	0	70	0	33	0	0	111	0	1	0	30	0	16	0	0	0	47	0
UNLWFL MFG/DEL/DIST	11	0	51	0	45	0	0	107	0	1	0	9	0	4	0	0	0	14	0
POSS DRUG RELATED MA	5	0	36	0	23	0	0	64	0	2	0	15	0	9	0	0	0	26	0
S/D CONT SUB PUBLIC	12	0	82	0	20	0	0	114	0	0	0	12	0	10	0	0	0	22	0
S/D CONT SUB SCHOOL	13	0	65	0	9	0	0	87	0	1	0	12	0	1	0	0	0	14	0
S/D COCAINE	230	2	2391	4	957	3	0	3578	4	22	1	312	2	242	3	0	0	576	2
POSS OF COCAINE	549	6	4285	7	2637	8	0	7471	8	61	3	861	5	662	8	0	0	1584	6
ATMPT VIOL SUBSTANCE	9	0	150	0	136	0	0	295	0	2	0	75	0	79	1	0	0	156	1
MISC DRUGS TRAFFICKI	3	0	53	0	32	0	0	88	0	1	0	16	0	4	0	0	0	21	0
TRAF COCAINE LESS 20	0	0	96	0	83	0	0	179	0	2	0	14	0	19	0	0	0	35	0
TRAF COCAINE 201-400	2	0	21	0	22	0	0	45	0	1	0	4	0	4	0	0	0	9	0
TRAF COCAINE 401+ GM	1	0	6	0	14	0	0	21	0	0	0	0	0	2	0	0	0	2	0
TRAF NARCOTIC LESS 1	0	0	1	0	1	0	0	2	0	0	0	1	0	0	0	0	0	1	0
TRAF NARCOTIC 15-28	0	0	3	0	0	0	0	3	0	0	0	0	0	1	0	0	0	1	0
TRAF NARCOTIC 29+ GM	0	0	2	0	1	0	0	3	0	0	0	0	0	1	0	0	0	1	0
TRAF MARIJNA 101-200	0	0	18	0	18	0	0	36	0	0	0	5	0	2	0	0	0	7	0
TRAF MARIJNA 2001-10	0	0	4	0	0	0	0	4	0	1	0	1	0	0	0	0	0	2	0
TRAF MARIJNA 10001+	0	0	3	0	1	0	0	4	0	0	0	0	0	1	0	0	0	1	0
TRAF METHAQUALONE< 4	0	0	4	0	7	0	0	11	0	1	0	4	0	1	0	0	0	6	0
TRAF METHAQUALONE>=4	0	0	3	0	1	0	0	4	0	0	0	1	0	1	0	0	0	2	0
TRAF AMPHTMINE 28-19	0	0	12	0	7	0	0	19	0	0	0	2	0	2	0	0	0	4	0
TRAF AMPHTMINE 200-3	2	0	2	0	7	0	0	11	0	0	0	0	0	1	0	0	0	1	0
CNSPIRE TRAFFIC CNTR	0	0	2	0	1	0	0	3	0	0	0	2	0	1	0	0	0	3	0
TRANSACTIONS DRUG OB	0	0	0	0	0	0	0	0	0	0	0	1	0	0	0	0	0	1	0
TRANSACTIONS CNTRFT	0	0	2	0	1	0	0	3	0	0	0	1	0	0	0	0	0	1	0
USE COMM FACLTY VIO	2	0	6	0	10	0	0	18	0	2	0	3	0	5	0	0	0	10	0
ATT/CONSPRCY COMMT C	2	0	30	0	13	0	0	45	0	1	0	16	0	15	0	0	0	32	0
UNAUTH DIST CONTRLLD	0	0	3	0	6	0	0	9	0	0	0	3	0	0	0	0	0	3	0

(continued)

Probationer Statistical Profile

Sample: Active & admin probationers, not in facilities
Act probationers 08/19/2004

Requestor: Nancy Phillips, Statistician

Most serious offense by current age & sex (continued)

Most serious offense	Men						Women						Grand Total	%			
	age 00-21	age 22-39	age 40-98	age UNKWN	Men Total	Men %	age 00-21	age 22-39	age 40-98	age UNKWN	Women Total	Women %					
ILLGL DIST CONTRLLD	0	0	9	0	8	0	0	17	0	0	0	0	0	2	0	19	0
VIOL MOTOR VEHICLE L	8	0	129	0	112	0	0	249	0	1	0	29	0	20	0	50	0
ALTER CAR TITLE	0	0	2	0	3	0	0	5	0	0	0	0	0	0	0	0	0
CHOP SHOP VIOLATION	1	0	0	0	1	0	0	2	0	0	0	0	0	0	0	0	0
DRVNG HABTL VIOLATOR	3	0	537	1	832	3	0	1372	1	1	0	31	0	81	1	113	0
HABIT TRAF VOIL/IMPA	0	0	117	0	162	1	0	279	0	0	0	9	0	15	0	24	0
HABIT TRAF VIOL/OTHE	0	0	146	0	190	1	0	336	0	0	0	8	0	13	0	21	0
TAMPER STAMPS	0	0	0	0	0	0	0	0	0	0	0	0	0	1	0	1	0
DSTL ALCOHOL BEVERAG	0	0	0	0	1	0	0	1	0	0	0	0	0	0	0	0	0
POSS UNAUTHORIZED ST	0	0	0	0	0	0	0	0	0	0	0	1	0	0	0	1	0
POSS CONTRABAND ARTI	1	0	2	0	2	0	0	5	0	0	0	3	0	2	0	5	0
TRANSPRT CONTRABAND A	0	0	2	0	0	0	0	2	0	1	0	3	0	2	0	6	0
CONCEAL CONTRABAND	0	0	2	0	0	0	0	2	0	0	0	0	0	0	0	0	0
CONVYNCE HANDLE CONT	1	0	0	0	0	0	0	1	0	0	0	0	0	0	0	0	0
MISC MRALS/PBLIC H/S	3	0	4	0	6	0	0	13	0	0	0	0	0	1	0	1	0
VIOL GAME AND FISH L	0	0	0	0	1	0	0	1	0	0	0	0	0	0	0	0	0
MISC CORRECTIONL INS	3	0	11	0	3	0	0	17	0	1	0	7	0	4	0	12	0
VIOLATN OTHR STATES	27	0	200	0	106	0	0	333	0	4	0	83	0	32	0	119	0
CONSPIRACY	110	1	675	1	409	1	0	1194	1	22	1	169	1	101	1	292	1
INTERMARRIAGE CLOSE	165	2	1391	2	962	3	0	2518	3	40	2	336	2	219	2	595	2
CRMNL ATMPMT	674	7	4373	7	2186	7	0	7233	7	77	4	868	5	474	5	1419	5
AIRCRAFT HIJACKING	104	1	516	1	252	1	0	872	1	15	1	157	1	74	1	246	1
UNAUTH DIST RECRD DE	344	4	1804	3	865	3	0	3013	3	54	3	608	4	309	4	971	3
NONPYMT AGR NVL STOR	151	2	925	2	480	2	0	1556	2	53	3	291	2	162	2	506	2
CRMNL SOLICITATION	219	2	1348	2	688	2	0	2255	2	55	3	375	2	184	2	614	2
PARTY TO A CRIME	336	4	1540	3	884	3	0	2760	3	74	4	586	3	282	3	942	3
CRMNL TRESPASSING	155	2	1445	2	837	3	0	2437	2	48	2	510	3	261	3	819	3
HIRE JUVENILE SELL D	280	3	835	1	389	1	0	1504	2	90	5	370	2	134	2	594	2
GANG PARTICIPATION	666	7	4631	8	2388	8	0	7685	8	124	6	1290	8	761	9	2175	8

(continued)

Probationer Statistical Profile

Sample: Active & admin probationers, not in facilities
Act probationers 08/19/2004

Requestor: Nancy Phillips, Statistician

Most serious offense by current age & sex (continued)

Most serious offense	M e n					W o m e n					Grand Total %
	age 00-21 %	age 22-39 %	age 40-98 %	age UNKWN %	Men Total %	age 00-21 %	age 22-39 %	age 40-98 %	age UNKWN %	Women Total %	
Total reported	12702	78608	41754	0	133064	2615	22936	11888	0	37439	170503
Percent Reported	133.0	132.4	132.4		132.5	132.6	131.3	132.4		131.7	132.3
NOT REPORTED	131	886	429	0	1446	31	319	157	0	507	1953
Total	9551	59358	31540	0	100449	1972	17473	8981	0	28426	128875

Probationer Statistical Profile

Sample: Active & admin probationers, not in facilities
Act probationers 08/19/2004

Requestor: Nancy Phillips, Statistician

Most serious crime type by current age & sex

Crime type	M e n					W o m e n					Grand	
	age 00-21	age 22-39	age 40-98	age UNKWN	Men Total	age 00-21	age 22-39	age 40-98	age UNKWN	Women Total	Total	%
VIOL/PERSN	1002 10	9513 16	5944 19	0 0	16459 16	207 10	2023 12	983 11	0 0	3213 11	19672	15
NVIOL/PERS	149 2	749 1	369 1	0 0	1267 1	31 2	73 0	64 1	0 0	168 1	1435	1
PROPERTY	4441 46	19334 33	8553 27	0 0	32328 32	1108 56	9236 53	3970 44	0 0	14314 50	46642	36
DRUG SALES	694 7	5400 9	2055 7	0 0	8149 8	70 4	790 5	535 6	0 0	1395 5	9544	7
DRUG POSSN	2271 24	16729 28	8449 27	0 0	27449 27	447 23	4286 25	2815 31	0 0	7548 27	34997	27
ALCOHOL	5 0	8 0	6 0	0 0	19 0	0 0	2 0	0 0	0 0	2 0	21	0
HABIT/DUI	19 0	988 2	1364 4	0 0	2371 2	2 0	87 0	139 2	0 0	228 1	2599	2
SEX OFFEND	474 5	2737 5	2514 8	0 0	5725 6	15 1	137 1	62 1	0 0	214 1	5939	5
OTHER	496 5	3900 7	2286 7	0 0	6682 7	92 5	839 5	413 5	0 0	1344 5	8026	6
Total reported	9551	59358	31540	0	100449	1972	17473	8981	0	28426	128875	
Percent Reported	100.0	100.0	100.0		100.0	100.0	100.0	100.0		100.0	100.0	
NOT REPORTED	0	0	0	0	0	0	0	0	0	0	0	
Total	9551	59358	31540	0	100449	1972	17473	8981	0	28426	128875	