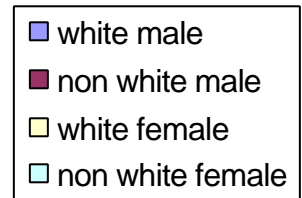
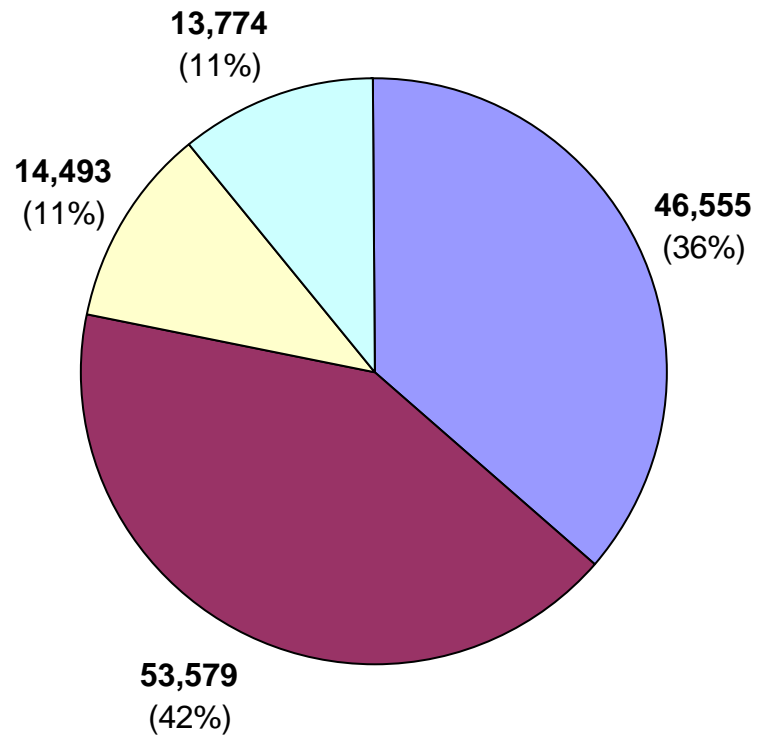
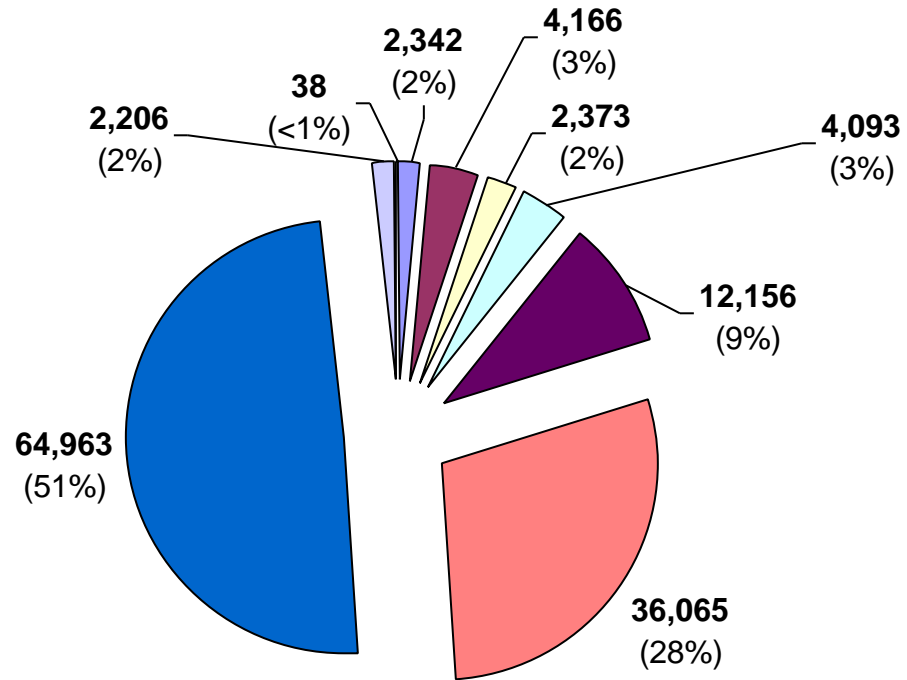


Active Probationers by Race & Gender

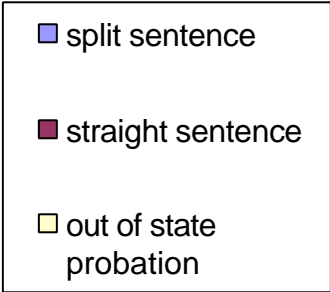
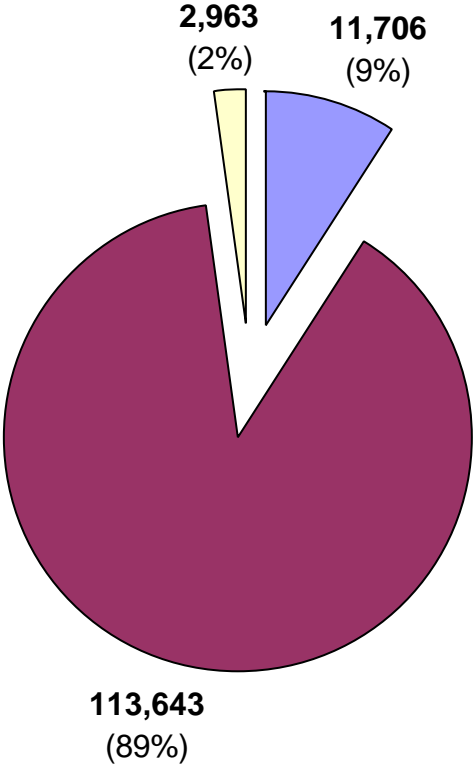


Active Probationers by Current Supervision Level

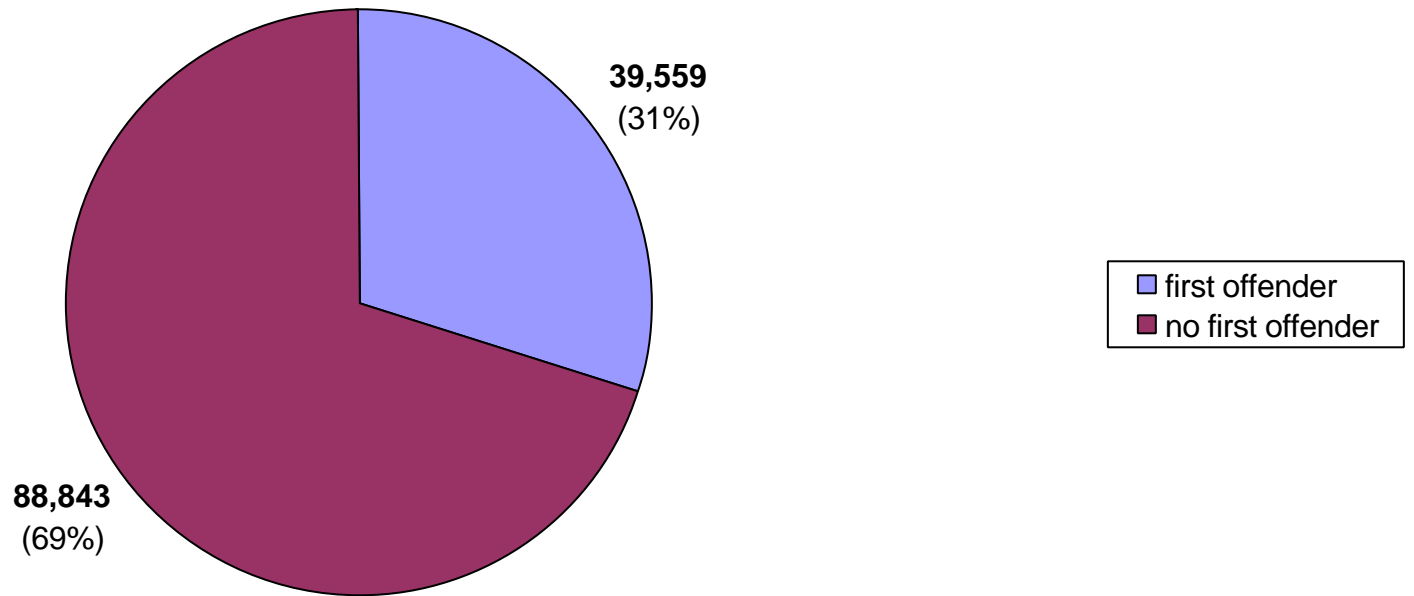


■ unsupervised ■ intensive ■ maximum ■ high ■ medium ■ standard ■ administrative ■ unclassified ■ other

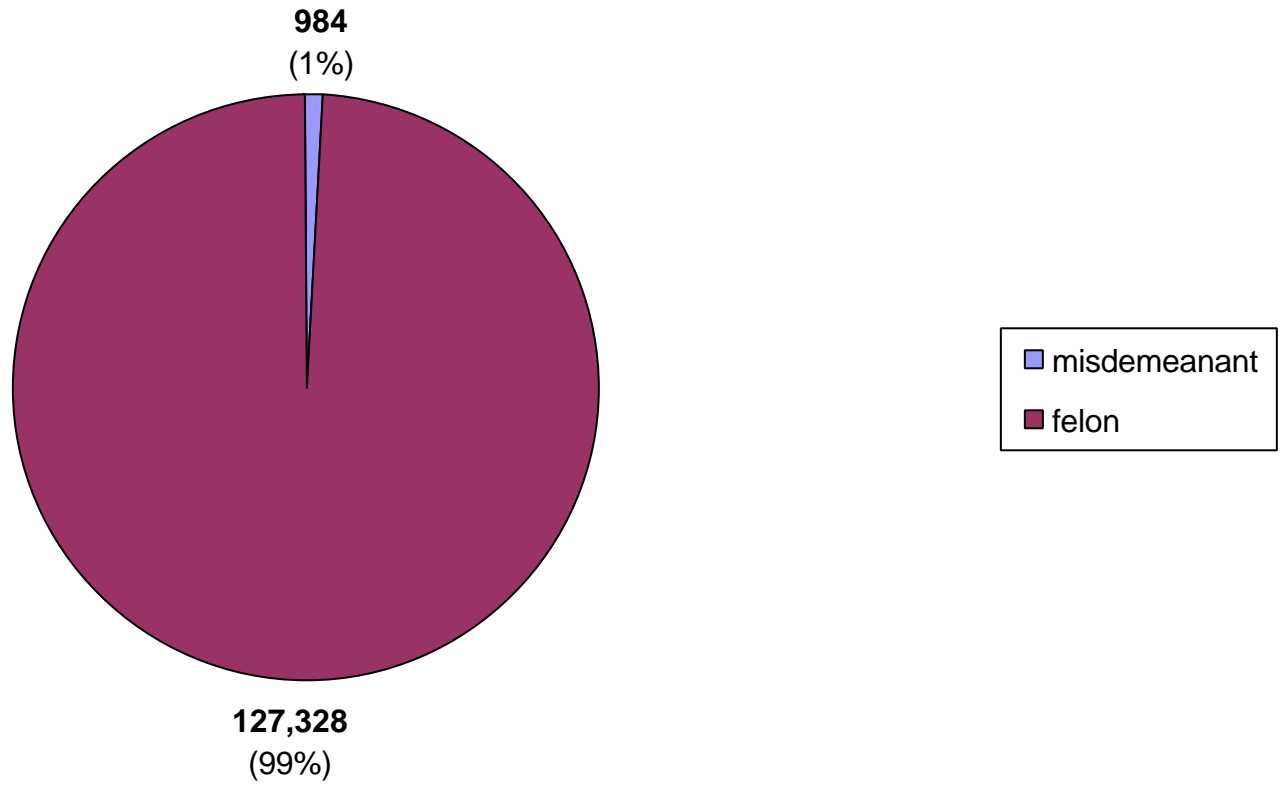
Active Probationers by Case Type



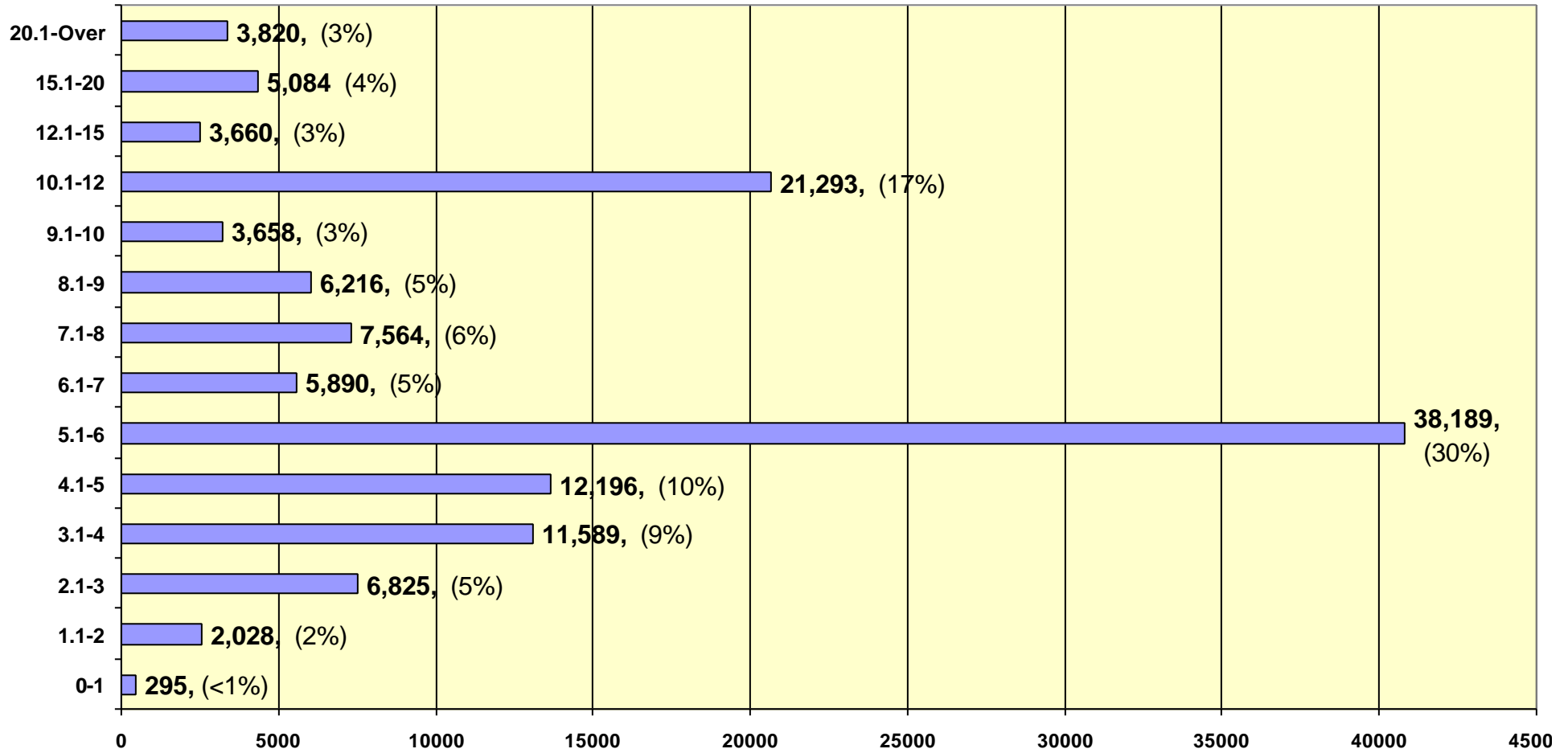
Active Probationers by Offender Status



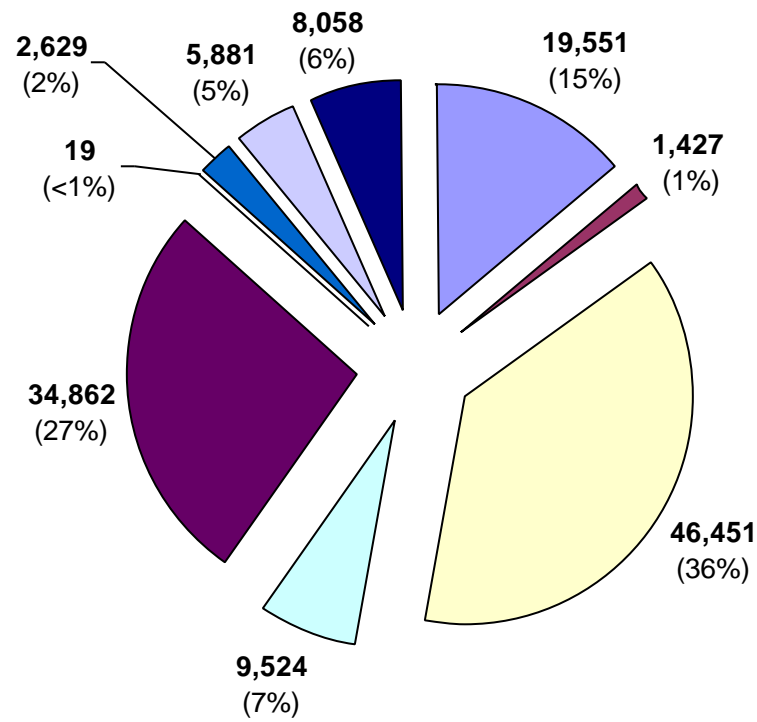
Active Probationers by Sentence Type



Active Probationers by Sentence Length



Active Probationers by Crime Type



viol/person	nonviol/person	property	drug sales	drug poss
alcohol	habit/dui	sex offend	other	

Probationer Statistical Profile

Table of contents for Active & admin probationers, not in facilities

Title	Page
-----	-----
Race and sex	2
Current supervision type	3
County of conviction	4
Circuit of conviction	9
Circuit of supervision	11
Sentence length in years	13
Time served in years	14
Time left to serve	15
Case type	16
Release type	17
First offender status	18
Type probationer	19
Most serious crime by group	20
Most serious offense	21
Most serious crime type	32

Probationer Statistical Profile

Sample: Active & admin probationers, not in facilities
Act probationers 07/20/2004

Requestor: Nancy Phillips, Statistician

Race and sex by current age & sex

Race and sex	M e n					W o m e n					Grand Total %
	age 00-21 %	age 22-39 %	age 40-98 %	age UNKWN %	Men Total %	age 00-21 %	age 22-39 %	age 40-98 %	age UNKWN %	Women Total %	
WHITE MALE	4322 45	26341 45	15892 51	0 0	46555 46	0 0	0 0	0 0	0 0	0 0	46555 36
NON WHITE MALE	5325 55	32791 55	15463 49	0 0	53579 54	0 0	0 0	0 0	0 0	0 0	53579 42
WHITE FEMALE	0 0	0 0	0 0	0 0	0 0	1014 51	8561 49	4918 55	0 0	14493 51	14493 11
NON WHITE FEMALE	0 0	0 0	0 0	0 0	0 0	971 49	8845 51	3958 45	0 0	13774 49	13774 11
Total reported	9647	59132	31355	0	100134	1985	17406	8876	0	28267	128401
Percent Reported	100.0	100.0	100.0		100.0	100.0	100.0	100.0		100.0	100.0
NOT REPORTED	0	0	1	0	1	0	0	0	0	0	1
Total	9647	59132	31356	0	100135	1985	17406	8876	0	28267	128402
AVERAGE W-AGE	19.89	29.57	47.87	.00	34.37	20.00	30.24	46.48	.00	34.62	34.42

*** Average age excludes missing dates of birth

Probationer Statistical Profile

Sample: Active & admin probationers, not in facilities
Act probationers 07/20/2004

Requestor: Nancy Phillips, Statistician

Current supervision type by current age & sex

Curr supv type	M e n							W o m e n							Grand Total %
	age 00-21 %	age 22-39 %	age 40-98 %	age UNKWN %	Men Total %	age 00-21 %	age 22-39 %	age 40-98 %	age UNKWN %	Women Total %					
UNSUPERVISED	52 1	1142 2	693 2	0 0	1887 2	9 0	263 2	183 2	0 0	455 2	2342 2				
WARRANT	0 0	1 0	0 0	0 0	1 0	0 0	0 0	0 0	0 0	0 0	1 0				
BC AFTERCARE	0 0	0 0	0 0	0 0	0 0	0 0	0 0	0 0	0 0	0 0	0 0				
HOME CONFINEMENT	0 0	1 0	0 0	0 0	1 0	0 0	0 0	0 0	0 0	0 0	1 0				
INTENSIVE	752 8	1888 3	685 2	0 0	3325 3	96 5	525 3	220 2	0 0	841 3	4166 3				
MAXIMUM	144 1	1151 2	748 2	0 0	2043 2	20 1	190 1	120 1	0 0	330 1	2373 2				
HIGH	333 3	2054 3	1040 3	0 0	3427 3	38 2	399 2	229 3	0 0	666 2	4093 3				
MEDIUM	1272 13	5667 10	2822 9	0 0	9761 10	220 11	1561 9	614 7	0 0	2395 8	12156 9				
STANDARD	4520 47	15052 25	7362 23	0 0	26934 27	1140 57	5730 33	2261 25	0 0	9131 32	36065 28				
ADMINISTRATIVE	2362 24	31045 53	17453 56	0 0	50860 51	439 22	8526 49	5138 58	0 0	14103 50	64963 51				
FINANCIAL	0 0	1 0	35 0	0 0	36 0	0 0	0 0	0 0	0 0	0 0	36 0				
OBSOLETE CODES	0 0	0 0	0 0	0 0	0 0	0 0	0 0	0 0	0 0	0 0	0 0				
UNCLASSIFIED	212 2	1130 2	518 2	0 0	1860 2	23 1	212 1	111 1	0 0	346 1	2206 2				
Total reported	9647	59132	31356	0	100135	1985	17406	8876	0	28267	128402				
Percent Reported	100.0	100.0	100.0		100.0	100.0	100.0	100.0		100.0	100.0				
NOT REPORTED	0	0	0	0	0	0	0	0	0	0	0				
Total	9647	59132	31356	0	100135	1985	17406	8876	0	28267	128402				

Probationer Statistical Profile

Sample: Active & admin probationers, not in facilities
Act probationers 07/20/2004

Requestor: Nancy Phillips, Statistician

County of conviction by current age & sex

County	M e n					W o m e n					Grand Total %
	age 00-21 %	age 22-39 %	age 40-98 %	age UNKWN %	Men Total %	age 00-21 %	age 22-39 %	age 40-98 %	age UNKWN %	Women Total %	
Appling	23 0	141 0	63 0	0 0	227 0	5 0	32 0	8 0	0 0	45 0	272 0
Atkinson	18 0	79 0	40 0	0 0	137 0	2 0	18 0	9 0	0 0	29 0	166 0
Bacon	10 0	61 0	27 0	0 0	98 0	1 0	11 0	6 0	0 0	18 0	116 0
Baker	1 0	37 0	19 0	0 0	57 0	0 0	3 0	2 0	0 0	5 0	62 0
Baldwin	81 1	532 1	265 1	0 0	878 1	9 0	128 1	83 1	0 0	220 1	1098 1
Banks	18 0	102 0	80 0	0 0	200 0	3 0	43 0	22 0	0 0	68 0	268 0
Barrow	44 0	268 0	200 1	0 0	512 1	11 1	116 1	58 1	0 0	185 1	697 1
Bartow	97 1	968 2	544 2	0 0	1609 2	28 1	321 2	152 2	0 0	501 2	2110 2
Ben Hill	27 0	172 0	107 0	0 0	306 0	5 0	59 0	26 0	0 0	90 0	396 0
Berrien	25 0	132 0	96 0	0 0	253 0	11 1	39 0	19 0	0 0	69 0	322 0
Bibb	230 2	1618 3	861 3	0 0	2709 3	41 2	507 3	253 3	0 0	801 3	3510 3
Bleckley	30 0	127 0	56 0	0 0	213 0	4 0	46 0	18 0	0 0	68 0	281 0
Brantley	13 0	49 0	43 0	0 0	105 0	1 0	19 0	5 0	0 0	25 0	130 0
Brooks	28 0	135 0	55 0	0 0	218 0	3 0	21 0	14 0	0 0	38 0	256 0
Bryan	18 0	93 0	44 0	0 0	155 0	3 0	23 0	12 0	0 0	38 0	193 0
Bulloch	120 1	471 1	161 1	0 0	752 1	22 1	136 1	38 0	0 0	196 1	948 1
Burke	30 0	129 0	55 0	0 0	214 0	2 0	27 0	15 0	0 0	44 0	258 0
Butts	29 0	195 0	131 0	0 0	355 0	7 0	49 0	28 0	0 0	84 0	439 0
Calhoun	5 0	74 0	31 0	0 0	110 0	0 0	14 0	12 0	0 0	26 0	136 0
Camden	46 0	252 0	99 0	0 0	397 0	9 0	55 0	32 0	0 0	96 0	493 0
Candler	9 0	68 0	40 0	0 0	117 0	1 0	24 0	15 0	0 0	40 0	157 0
Carroll	80 1	482 1	227 1	0 0	789 1	24 1	159 1	88 1	0 0	271 1	1060 1
Catoosa	57 1	333 1	158 1	0 0	548 1	17 1	113 1	61 1	0 0	191 1	739 1
Charlton	7 0	41 0	32 0	0 0	80 0	2 0	12 0	5 0	0 0	19 0	99 0
Chatham	297 3	1678 3	830 3	0 0	2805 3	94 5	586 3	314 4	0 0	994 4	3799 3
Chattahoochee	2 0	26 0	15 0	0 0	43 0	1 0	8 0	2 0	0 0	11 0	54 0
Chattooga	24 0	222 0	115 0	0 0	361 0	12 1	57 0	32 0	0 0	101 0	462 0
Cherokee	147 2	908 2	474 2	0 0	1529 2	54 3	285 2	159 2	0 0	498 2	2027 2
Clarke	135 1	631 1	286 1	0 0	1052 1	15 1	181 1	64 1	0 0	260 1	1312 1
Clay	4 0	42 0	26 0	0 0	72 0	1 0	9 0	4 0	0 0	14 0	86 0
Clayton	273 3	852 1	389 1	0 0	1514 2	83 4	368 2	139 2	0 0	590 2	2104 2
Clinch	10 0	96 0	63 0	0 0	169 0	3 0	35 0	16 0	0 0	54 0	223 0
Cobb	678 7	4568 8	2362 8	0 0	7608 8	124 6	1304 7	756 9	0 0	2184 8	9792 8
Coffee	26 0	259 0	136 0	0 0	421 0	5 0	58 0	36 0	0 0	99 0	520 0

(continued)

Probationer Statistical Profile

Sample: Active & admin probationers, not in facilities
Act probationers 07/20/2004

Requestor: Nancy Phillips, Statistician

County of conviction by current age & sex (continued)

County	M e n							W o m e n							Grand Total %							
	age 00-21	%	age 22-39	%	age 40-98	%	UNKWN	Men Total %	age 00-21	%	age 22-39	%	age 40-98	%		UNKWN	Women Total %					
Colquit	79	1	410	1	211	1	0	0	700	1	14	1	111	1	40	0	0	0	165	1	865	1
Columbia	72	1	304	1	136	0	0	0	512	1	7	0	83	0	61	1	0	0	151	1	663	1
Cook	31	0	252	0	146	0	0	0	429	0	2	0	51	0	44	0	0	0	97	0	526	0
Coweta	108	1	422	1	219	1	0	0	749	1	18	1	160	1	72	1	0	0	250	1	999	1
Crawford	16	0	62	0	32	0	0	0	110	0	2	0	8	0	10	0	0	0	20	0	130	0
Crisp	49	1	286	0	144	0	0	0	479	0	18	1	104	1	38	0	0	0	160	1	639	0
Dade	31	0	180	0	81	0	0	0	292	0	2	0	62	0	21	0	0	0	85	0	377	0
Dawson	19	0	133	0	91	0	0	0	243	0	7	0	55	0	36	0	0	0	98	0	341	0
Decatur	34	0	325	1	198	1	0	0	557	1	6	0	117	1	50	1	0	0	173	1	730	1
DeKalb	466	5	2612	4	1289	4	0	0	4367	4	103	5	782	4	331	4	0	0	1216	4	5583	4
Dodge	16	0	122	0	71	0	0	0	209	0	8	0	39	0	22	0	0	0	69	0	278	0
Dooly	18	0	140	0	59	0	0	0	217	0	4	0	30	0	22	0	0	0	56	0	273	0
Dougherty	262	3	1942	3	1119	4	0	0	3323	3	49	2	521	3	279	3	0	0	849	3	4172	3
Douglas	171	2	1395	2	834	3	0	0	2400	2	57	3	502	3	274	3	0	0	833	3	3233	3
Early	25	0	151	0	78	0	0	0	254	0	1	0	48	0	20	0	0	0	69	0	323	0
Echols	0	0	14	0	17	0	0	0	31	0	1	0	1	0	2	0	0	0	4	0	35	0
Effingham	63	1	210	0	97	0	0	0	370	0	15	1	73	0	35	0	0	0	123	0	493	0
Elbert	14	0	181	0	121	0	0	0	316	0	1	0	51	0	27	0	0	0	79	0	395	0
Emanuel	30	0	131	0	61	0	0	0	222	0	3	0	33	0	17	0	0	0	53	0	275	0
Evans	7	0	52	0	27	0	0	0	86	0	6	0	20	0	5	0	0	0	31	0	117	0
Fannin	18	0	145	0	130	0	0	0	293	0	3	0	62	0	30	0	0	0	95	0	388	0
Fayette	63	1	358	1	165	1	0	0	586	1	14	1	158	1	73	1	0	0	245	1	831	1
Floyd	115	1	943	2	597	2	0	0	1655	2	33	2	377	2	193	2	0	0	603	2	2258	2
Forsyth	70	1	420	1	241	1	0	0	731	1	3	0	120	1	65	1	0	0	188	1	919	1
Franklin	24	0	173	0	120	0	0	0	317	0	2	0	42	0	21	0	0	0	65	0	382	0
Fulton	642	7	4228	7	2116	7	0	0	6986	7	74	4	804	5	430	5	0	0	1308	5	8294	6
Gilmer	30	0	219	0	154	0	0	0	403	0	5	0	60	0	50	1	0	0	115	0	518	0
Glascocock	4	0	8	0	7	0	0	0	19	0	0	0	1	0	1	0	0	0	2	0	21	0
Glynn	80	1	582	1	298	1	0	0	960	1	21	1	172	1	85	1	0	0	278	1	1238	1
Gordon	54	1	470	1	297	1	0	0	821	1	18	1	187	1	106	1	0	0	311	1	1132	1
Grady	30	0	243	0	132	0	0	0	405	0	5	0	47	0	32	0	0	0	84	0	489	0
Greene	31	0	218	0	78	0	0	0	327	0	2	0	42	0	18	0	0	0	62	0	389	0
Gwinnett	583	6	3096	5	1430	5	0	0	5109	5	112	6	847	5	424	5	0	0	1383	5	6492	5
Habersham	29	0	172	0	100	0	0	0	301	0	9	0	59	0	28	0	0	0	96	0	397	0
Hall	139	1	804	1	510	2	0	0	1453	1	36	2	315	2	159	2	0	0	510	2	1963	2

(continued)

Probationer Statistical Profile

Sample: Active & admin probationers, not in facilities
Act probationers 07/20/2004

Requestor: Nancy Phillips, Statistician

County of conviction by current age & sex (continued)

County	Men					Women					Grand Total	%
	age 00-21	age 22-39	age 40-98	age UNKWN	Men Total	age 00-21	age 22-39	age 40-98	age UNKWN	Women Total		
Hancock	13	67	40	0	120	0	10	7	0	17	137	
Haralson	16	172	155	0	343	4	44	32	0	80	423	
Harris	34	126	77	0	237	3	28	15	0	46	283	
Hart	12	154	64	0	230	2	29	23	0	54	284	
Heard	10	42	27	0	79	2	11	7	0	20	99	
Henry	189	937	372	0	1498	33	275	139	0	447	1945	
Houston	135	798	427	0	1360	32	284	108	0	424	1784	
Irwin	14	84	66	0	164	2	14	8	0	24	188	
Jackson	56	326	212	0	594	9	119	60	0	188	782	
Jasper	19	84	59	0	162	2	10	15	0	27	189	
Jeff Davis	18	119	64	0	201	2	24	12	0	38	239	
Jefferson	23	123	59	0	205	1	20	10	0	31	236	
Jenkins	18	87	44	0	149	3	24	7	0	34	183	
Johnson	6	81	27	0	114	1	10	7	0	18	132	
Jones	45	233	128	0	406	8	49	28	0	85	491	
Lamar	21	195	81	0	297	9	45	15	0	69	366	
Lanier	10	93	58	0	161	3	11	8	0	22	183	
Laurens	50	434	230	0	714	6	102	46	0	154	868	
Lee	24	249	128	0	401	12	43	22	0	77	478	
Liberty	39	172	61	0	272	2	63	24	0	89	361	
Lincoln	10	64	34	0	108	1	7	14	0	22	130	
Long	14	39	24	0	77	1	6	5	0	12	89	
Lowndes	200	1249	511	0	1960	46	339	149	0	534	2494	
Lumpkin	15	171	107	0	293	5	49	26	0	80	373	
Macon	13	132	118	0	263	1	21	18	0	40	303	
Madison	37	157	98	0	292	5	39	29	0	73	365	
Marion	22	53	33	0	108	0	13	10	0	23	131	
McDuffie	24	173	78	0	275	6	32	19	0	57	332	
McIntosh	14	72	46	0	132	2	21	9	0	32	164	
Meriwether	27	149	101	0	277	4	42	18	0	64	341	
Miller	14	87	40	0	141	4	16	9	0	29	170	
Mitchell	43	291	129	0	463	2	79	32	0	113	576	
Monroe	23	166	95	0	284	6	56	18	0	80	364	
Montgomery	11	76	25	0	112	0	18	9	0	27	139	
Morgan	12	134	75	0	221	2	19	13	0	34	255	

(continued)

Probationer Statistical Profile

Sample: Active & admin probationers, not in facilities
Act probationers 07/20/2004

Requestor: Nancy Phillips, Statistician

County of conviction by current age & sex (continued)

County	M e n							W o m e n							Grand Total	%						
	age 00-21	%	age 22-39	%	age 40-98	%	UNKWN	Men Total	%	age 00-21	%	age 22-39	%	age 40-98			%	UNKWN	Women Total	%		
Murray	28	0	165	0	71	0	0	0	264	0	2	0	43	0	20	0	0	0	65	0	329	0
Muscogee	268	3	1244	2	711	2	0	0	2223	2	67	3	529	3	246	3	0	0	842	3	3065	2
Newton	87	1	738	1	500	2	0	0	1325	1	21	1	181	1	126	1	0	0	328	1	1653	1
Oconee	15	0	71	0	30	0	0	0	116	0	1	0	24	0	10	0	0	0	35	0	151	0
Oglethorpe	12	0	73	0	49	0	0	0	134	0	0	0	9	0	7	0	0	0	16	0	150	0
Paulding	80	1	411	1	234	1	0	0	725	1	12	1	87	0	54	1	0	0	153	1	878	1
Peach	45	0	187	0	83	0	0	0	315	0	2	0	44	0	13	0	0	0	59	0	374	0
Pickens	16	0	128	0	106	0	0	0	250	0	3	0	51	0	29	0	0	0	83	0	333	0
Pierce	6	0	45	0	24	0	0	0	75	0	1	0	12	0	15	0	0	0	28	0	103	0
Pike	6	0	52	0	31	0	0	0	89	0	1	0	9	0	3	0	0	0	13	0	102	0
Polk	31	0	347	1	237	1	0	0	615	1	2	0	74	0	56	1	0	0	132	0	747	1
Pulaski	15	0	64	0	27	0	0	0	106	0	1	0	21	0	19	0	0	0	41	0	147	0
Putnam	29	0	194	0	137	0	0	0	360	0	11	1	45	0	23	0	0	0	79	0	439	0
Quitman	5	0	18	0	12	0	0	0	35	0	1	0	8	0	4	0	0	0	13	0	48	0
Rabun	26	0	97	0	68	0	0	0	191	0	7	0	22	0	23	0	0	0	52	0	243	0
Randolph	15	0	109	0	51	0	0	0	175	0	3	0	37	0	18	0	0	0	58	0	233	0
Richmond	253	3	1338	2	666	2	0	0	2257	2	48	2	506	3	221	2	0	0	775	3	3032	2
Rockdale	71	1	358	1	174	1	0	0	603	1	19	1	132	1	55	1	0	0	206	1	809	1
Schley	7	0	58	0	40	0	0	0	105	0	1	0	17	0	4	0	0	0	22	0	127	0
Screven	29	0	128	0	74	0	0	0	231	0	3	0	48	0	30	0	0	0	81	0	312	0
Seminole	15	0	126	0	74	0	0	0	215	0	5	0	34	0	13	0	0	0	52	0	267	0
Spalding	73	1	473	1	235	1	0	0	781	1	26	1	212	1	107	1	0	0	345	1	1126	1
Stephens	34	0	130	0	90	0	0	0	254	0	12	1	37	0	35	0	0	0	84	0	338	0
Stewart	2	0	81	0	48	0	0	0	131	0	1	0	10	0	13	0	0	0	24	0	155	0
Sumter	60	1	517	1	391	1	0	0	968	1	11	1	155	1	87	1	0	0	253	1	1221	1
Talbot	6	0	54	0	36	0	0	0	96	0	0	0	4	0	7	0	0	0	11	0	107	0
Taliaferro	6	0	20	0	6	0	0	0	32	0	0	0	3	0	3	0	0	0	6	0	38	0
Tattnall	20	0	74	0	50	0	0	0	144	0	3	0	18	0	16	0	0	0	37	0	181	0
Taylor	16	0	76	0	41	0	0	0	133	0	1	0	9	0	3	0	0	0	13	0	146	0
Telfair	11	0	137	0	53	0	0	0	201	0	2	0	46	0	29	0	0	0	77	0	278	0
Terrell	22	0	171	0	54	0	0	0	247	0	11	1	34	0	24	0	0	0	69	0	316	0
Thomas	115	1	688	1	337	1	0	0	1140	1	16	1	184	1	81	1	0	0	281	1	1421	1
Tift	34	0	383	1	208	1	0	0	625	1	7	0	91	1	52	1	0	0	150	1	775	1
Toombs	29	0	158	0	75	0	0	0	262	0	9	0	53	0	26	0	0	0	88	0	350	0
Towns	2	0	49	0	25	0	0	0	76	0	1	0	13	0	9	0	0	0	23	0	99	0

(continued)

Probationer Statistical Profile

Sample: Active & admin probationers, not in facilities
Act probationers 07/20/2004

Requestor: Nancy Phillips, Statistician

County of conviction by current age & sex (continued)

County	M e n						W o m e n						Grand Total %
	age 00-21 %	age 22-39 %	age 40-98 %	age UNKWN %	Men Total %	age 00-21 %	age 22-39 %	age 40-98 %	age UNKWN %	Women Total %			
Treutlen	10 0	69 0	40 0	0 0	119 0	1 0	12 0	11 0	0 0	24 0	143 0		
Troup	111 1	499 1	244 1	0 0	854 1	28 1	190 1	88 1	0 0	306 1	1160 1		
Turner	15 0	97 0	40 0	0 0	152 0	0 0	17 0	10 0	0 0	27 0	179 0		
Twiggs	6 0	73 0	36 0	0 0	115 0	1 0	20 0	11 0	0 0	32 0	147 0		
Union	11 0	80 0	47 0	0 0	138 0	4 0	23 0	16 0	0 0	43 0	181 0		
Upson	45 0	181 0	75 0	0 0	301 0	13 1	54 0	20 0	0 0	87 0	388 0		
Walker	80 1	386 1	205 1	0 0	671 1	13 1	126 1	62 1	0 0	201 1	872 1		
Walton	81 1	670 1	445 1	0 0	1196 1	19 1	147 1	91 1	0 0	257 1	1453 1		
Ware	39 0	221 0	135 0	0 0	395 0	5 0	65 0	34 0	0 0	104 0	499 0		
Warren	5 0	45 0	31 0	0 0	81 0	1 0	4 0	0 0	0 0	5 0	86 0		
Washington	24 0	114 0	63 0	0 0	201 0	6 0	24 0	13 0	0 0	43 0	244 0		
Wayne	51 1	241 0	151 0	0 0	443 0	18 1	85 0	35 0	0 0	138 0	581 0		
Webster	8 0	32 0	34 0	0 0	74 0	2 0	3 0	3 0	0 0	8 0	82 0		
Wheeler	6 0	38 0	26 0	0 0	70 0	1 0	11 0	8 0	0 0	20 0	90 0		
White	16 0	123 0	91 0	0 0	230 0	3 0	39 0	17 0	0 0	59 0	289 0		
Whitfield	92 1	669 1	343 1	0 0	1104 1	30 2	267 2	126 1	0 0	423 1	1527 1		
Wilcox	11 0	52 0	26 0	0 0	89 0	1 0	11 0	4 0	0 0	16 0	105 0		
Wilkes	15 0	86 0	50 0	0 0	151 0	1 0	17 0	14 0	0 0	32 0	183 0		
Wilkinson	16 0	81 0	43 0	0 0	140 0	2 0	19 0	13 0	0 0	34 0	174 0		
Worth	29 0	190 0	99 0	0 0	318 0	0 0	29 0	23 0	0 0	52 0	370 0		
Out of state	191 2	1386 2	654 2	0 0	2231 2	40 2	459 3	199 2	0 0	698 2	2929 2		
Total reported	9647	59128	31355	0	100130	1985	17406	8874	0	28265	128395		
Percent Reported	100.0	100.0	100.0		100.0	100.0	100.0	100.0		100.0	100.0		
Not reported	0	4	1	0	5	0	0	2	0	2	7		
Total	9647	59132	31356	0	100135	1985	17406	8876	0	28267	128402		

Probationer Statistical Profile

Sample: Active & admin probationers, not in facilities
Act probationers 07/20/2004

Requestor: Nancy Phillips, Statistician

Circuit of conviction by current age & sex

Circuit of conv	Men							Women							Grand Total	%						
	age 00-21	%	age 22-39	%	age 40-98	%	UNKWN	Men Total	%	age 00-21	%	age 22-39	%	age 40-98			%	UNKWN	Women Total	%		
Alapaha	102	1	686	1	413	1	0	0	1201	1	23	1	166	1	102	1	0	0	291	1	1492	1
Alcovy	168	2	1408	2	946	3	0	0	2522	3	40	2	328	2	218	3	0	0	586	2	3108	2
Atlanta	671	7	4354	8	2203	7	0	0	7228	7	77	4	865	5	467	5	0	0	1409	5	8637	7
Atlantic	112	1	503	1	252	1	0	0	867	1	17	1	151	1	71	1	0	0	239	1	1106	1
Augusta	356	4	1782	3	861	3	0	0	2999	3	57	3	616	4	297	3	0	0	970	4	3969	3
Blue Ridge	147	2	909	2	473	2	0	0	1529	2	54	3	285	2	159	2	0	0	498	2	2027	2
Brunswick	218	2	1346	2	682	2	0	0	2246	2	55	3	371	2	175	2	0	0	601	2	2847	2
Chattahoochee	355	4	1588	3	916	3	0	0	2859	3	74	4	598	4	285	3	0	0	957	3	3816	3
Cherokee	155	2	1443	2	845	3	0	0	2443	2	46	2	508	3	259	3	0	0	813	3	3256	3
Clayton	273	3	848	1	387	1	0	0	1508	2	83	4	367	2	139	2	0	0	589	2	2097	2
Cobb	678	7	4568	8	2361	8	0	0	7607	8	124	6	1300	8	755	9	0	0	2179	8	9786	8
Conasauga	127	1	863	1	426	1	0	0	1416	1	33	2	320	2	151	2	0	0	504	2	1920	2
Cordele	105	1	650	1	336	1	0	0	1091	1	28	1	204	1	90	1	0	0	322	1	1413	1
Coweta	336	4	1594	3	818	3	0	0	2748	3	76	4	562	3	273	3	0	0	911	3	3659	3
Dougherty	262	3	1942	3	1119	4	0	0	3323	3	49	3	521	3	279	3	0	0	849	3	4172	3
Dublin	72	1	657	1	333	1	0	0	1062	1	9	0	144	1	75	1	0	0	228	1	1290	1
Eastern	297	3	1677	3	829	3	0	0	2803	3	94	5	585	3	314	4	0	0	993	4	3796	3
Flint	189	2	937	2	372	1	0	0	1498	2	33	2	275	2	139	2	0	0	447	2	1945	2
Griffin	187	2	1064	2	506	2	0	0	1757	2	54	3	433	3	203	2	0	0	690	3	2447	2
Gwinnett	583	6	3095	5	1430	5	0	0	5108	5	112	6	847	5	424	5	0	0	1383	5	6491	5
Houston	135	1	798	1	427	1	0	0	1360	1	32	2	284	2	108	1	0	0	424	2	1784	1
Lookout Mountain	192	2	1121	2	559	2	0	0	1872	2	44	2	358	2	176	2	0	0	578	2	2450	2
Macon	291	3	1867	3	976	3	0	0	3134	3	45	2	559	3	276	3	0	0	880	3	4014	3
Middle	115	1	594	1	298	1	0	0	1007	1	20	1	154	1	81	1	0	0	255	1	1262	1
Mountain	89	1	399	1	258	1	0	0	746	1	28	1	118	1	86	1	0	0	232	1	978	1
Northeastern	158	2	937	2	601	2	0	0	1696	2	43	2	370	2	195	2	0	0	608	2	2304	2
Northern	99	1	738	1	452	1	0	0	1289	1	10	1	170	1	107	1	0	0	287	1	1576	1
Ocmulgee	246	3	1543	3	825	3	0	0	2614	3	36	2	322	2	200	2	0	0	558	2	3172	3
Oconee	89	1	564	1	258	1	0	0	911	1	16	1	181	1	105	1	0	0	302	1	1213	1
Ogeechee	230	2	896	2	376	1	0	0	1502	2	43	2	281	2	110	1	0	0	434	2	1936	2
Pataula	100	1	704	1	335	1	0	0	1139	1	26	1	186	1	92	1	0	0	304	1	1443	1
Piedmont	118	1	696	1	492	2	0	0	1306	1	23	1	278	2	140	2	0	0	441	2	1747	1
Rome	115	1	943	2	597	2	0	0	1655	2	33	2	377	2	193	2	0	0	603	2	2258	2
South Georgia	113	1	970	2	509	2	0	0	1592	2	13	1	260	2	128	1	0	0	401	1	1993	2

(continued)

Probationer Statistical Profile

Sample: Active & admin probationers, not in facilities
Act probationers 07/20/2004

Requestor: Nancy Phillips, Statistician

Circuit of conviction by current age & sex (continued)

Circuit of conv	M e n								W o m e n								Grand					
	age	age	age	age	Men	age	age	age	age	age	age	age	Women	Women	Total	%						
	00-21	%	22-39	%	40-98	%	UNKWN	%	00-21	%	22-39	%	40-98	%	UNKWN	%	Total	%				
Southern	422	4	2496	4	1131	4	0	0	4049	4	80	4	656	4	286	3	0	0	1022	4	5071	4
Southwestern	114	1	1069	2	759	2	0	0	1942	2	28	1	249	1	147	2	0	0	424	2	2366	2
Stone Mountain	466	5	2611	5	1289	4	0	0	4366	4	103	5	782	5	331	4	0	0	1216	4	5582	4
Tallapoosa	47	0	519	1	392	1	0	0	958	1	6	0	118	1	88	1	0	0	212	1	1170	1
Tifton	92	1	754	1	413	1	0	0	1259	1	9	0	151	1	93	1	0	0	253	1	1512	1
Toombs	64	1	396	1	206	1	0	0	666	1	9	0	64	0	51	1	0	0	124	0	790	1
Waycross	101	1	676	1	397	1	0	0	1174	1	15	1	177	1	101	1	0	0	293	1	1467	1
Western	150	2	702	1	316	1	0	0	1168	1	16	1	205	1	74	1	0	0	295	1	1463	1
Rockdale	71	1	358	1	174	1	0	0	603	1	19	1	132	1	55	1	0	0	206	1	809	1
Douglas	171	2	1395	2	834	3	0	0	2400	2	57	3	502	3	274	3	0	0	833	3	3233	3
Appalachian	64	1	492	1	390	1	0	0	946	1	11	1	173	1	109	1	0	0	293	1	1239	1
Enotah	44	0	423	1	270	1	0	0	737	1	13	1	124	1	68	1	0	0	205	1	942	1
Bell-Forsyth	70	1	420	1	241	1	0	0	731	1	3	0	120	1	65	1	0	0	188	1	919	1
Towaliga	73	1	556	1	307	1	0	0	936	1	22	1	150	1	61	1	0	0	233	1	1169	1
Paulding	80	1	411	1	234	1	0	0	725	1	12	1	87	1	54	1	0	0	153	1	878	1
OUT OF STATE	191	2	1386	2	655	2	0	0	2232	2	40	2	459	3	199	2	0	0	698	3	2930	2
Total reported	9703		59348		31479		0		100530		1993		17493		8928		0		28414		128944	
Percent Reported	100.6		100.4		100.4				100.4		100.4		100.5		100.6				100.5		100.4	
NOT REPORTED	94		669		390		0		1153		27		160		102		0		289		1442	
Total	9647		59132		31356		0		100135		1985		17406		8876		0		28267		128402	

Probationer Statistical Profile

Sample: Active & admin probationers, not in facilities
Act probationers 07/20/2004

Requestor: Nancy Phillips, Statistician

Circuit of supervision by current age & sex

Circuit of supv	M e n							W o m e n							Grand							
	age	%	age	%	age	%	age	UNKWN	%	Total	%	age	%	age	UNKWN	%	Women	%	Total	%		
Alapaha	94	1	669	1	390	1	0	0	1153	1	27	1	160	1	102	1	0	0	289	1	1442	1
Alcovy	162	2	1416	2	904	3	0	0	2482	2	42	2	327	2	223	3	0	0	592	2	3074	2
Atlanta	749	8	5156	9	2536	8	0	0	8441	8	105	5	1123	6	572	6	0	0	1800	6	10241	8
Atlantic	116	1	514	1	260	1	0	0	890	1	29	1	177	1	68	1	0	0	274	1	1164	1
Augusta	357	4	1885	3	891	3	0	0	3133	3	62	3	627	4	301	3	0	0	990	4	4123	3
Blue Ridge	145	2	880	1	482	2	0	0	1507	2	47	2	280	2	160	2	0	0	487	2	1994	2
Brunswick	230	2	1377	2	691	2	0	0	2298	2	57	3	398	2	184	2	0	0	639	2	2937	2
Chattahoochee	350	4	1629	3	933	3	0	0	2912	3	73	4	606	3	297	3	0	0	976	3	3888	3
Cherokee	151	2	1445	2	848	3	0	0	2444	2	42	2	496	3	265	3	0	0	803	3	3247	3
Clayton	274	3	951	2	432	1	0	0	1657	2	73	4	405	2	147	2	0	0	625	2	2282	2
Cobb	657	7	4233	7	2129	7	0	0	7019	7	102	5	1197	7	674	8	0	0	1973	7	8992	7
Conasauga	130	1	933	2	468	1	0	0	1531	2	37	2	344	2	154	2	0	0	535	2	2066	2
Cordele	105	1	577	1	326	1	0	0	1008	1	23	1	193	1	78	1	0	0	294	1	1302	1
Coweta	351	4	1634	3	862	3	0	0	2847	3	78	4	594	3	286	3	0	0	958	3	3805	3
Dougherty	263	3	1992	3	1122	4	0	0	3377	3	58	3	519	3	286	3	0	0	863	3	4240	3
Dublin	83	1	629	1	332	1	0	0	1044	1	10	1	150	1	77	1	0	0	237	1	1281	1
Eastern	299	3	1711	3	869	3	0	0	2879	3	89	4	585	3	314	4	0	0	988	3	3867	3
Flint	172	2	856	1	380	1	0	0	1408	1	30	2	249	1	140	2	0	0	419	1	1827	1
Griffin	193	2	1028	2	525	2	0	0	1746	2	51	3	389	2	193	2	0	0	633	2	2379	2
Gwinnett	604	6	3116	5	1381	4	0	0	5101	5	118	6	839	5	412	5	0	0	1369	5	6470	5
Houston	130	1	730	1	391	1	0	0	1251	1	28	1	254	1	105	1	0	0	387	1	1638	1
Lookout Mountain	197	2	1144	2	598	2	0	0	1939	2	40	2	367	2	186	2	0	0	593	2	2532	2
Macon	311	3	2060	3	1079	3	0	0	3450	3	41	2	604	3	311	4	0	0	956	3	4406	3
Middle	116	1	629	1	308	1	0	0	1053	1	23	1	169	1	82	1	0	0	274	1	1327	1
Mountain	94	1	424	1	278	1	0	0	796	1	29	1	119	1	93	1	0	0	241	1	1037	1
Northeastern	156	2	1024	2	615	2	0	0	1795	2	40	2	377	2	203	2	0	0	620	2	2415	2
Northern	96	1	759	1	479	2	0	0	1334	1	14	1	198	1	116	1	0	0	328	1	1662	1
Ocmulgee	234	2	1403	2	787	3	0	0	2424	2	38	2	312	2	191	2	0	0	541	2	2965	2
Oconee	82	1	546	1	256	1	0	0	884	1	14	1	178	1	96	1	0	0	288	1	1172	1
Ogeechee	205	2	823	1	374	1	0	0	1402	1	39	2	267	2	108	1	0	0	414	1	1816	1
Pataula	100	1	690	1	336	1	0	0	1126	1	24	1	186	1	98	1	0	0	308	1	1434	1
Piedmont	110	1	688	1	455	1	0	0	1253	1	22	1	257	1	132	1	0	0	411	1	1664	1
Rome	113	1	924	2	584	2	0	0	1621	2	40	2	366	2	183	2	0	0	589	2	2210	2
South Georgia	109	1	975	2	531	2	0	0	1615	2	13	1	275	2	119	1	0	0	407	1	2022	2

(continued)

Probationer Statistical Profile

Sample: Active & admin probationers, not in facilities
Act probationers 07/20/2004

Requestor: Nancy Phillips, Statistician

Circuit of supervision by current age & sex (continued)

Circuit of supv	M e n								W o m e n								Grand					
	age	age	age	age	Men	Men	age	age	age	age	age	age	Women	Women	Total	%						
	00-21	%	22-39	%	40-98	%	UNKWN	%	00-21	%	22-39	%	40-98	%	UNKWN	%	Total	%				
Southern	423	4	2502	4	1137	4	0	0	4062	4	75	4	649	4	286	3	0	0	1010	4	5072	4
Southwestern	117	1	1009	2	725	2	0	0	1851	2	26	1	243	1	144	2	0	0	413	1	2264	2
Stone Mountain	495	5	3009	5	1417	5	0	0	4921	5	119	6	882	5	366	4	0	0	1367	5	6288	5
Tallapoosa	54	1	581	1	402	1	0	0	1037	1	12	1	161	1	106	1	0	0	279	1	1316	1
Tifton	95	1	791	1	425	1	0	0	1311	1	11	1	158	1	105	1	0	0	274	1	1585	1
Toombs	61	1	378	1	211	1	0	0	650	1	6	0	64	0	48	1	0	0	118	0	768	1
Waycross	96	1	703	1	410	1	0	0	1209	1	16	1	188	1	111	1	0	0	315	1	1524	1
Western	147	2	732	1	346	1	0	0	1225	1	21	1	186	1	82	1	0	0	289	1	1514	1
Rockdale	85	1	374	1	189	1	0	0	648	1	17	1	140	1	54	1	0	0	211	1	859	1
Douglas	146	2	1201	2	707	2	0	0	2054	2	52	3	410	2	223	3	0	0	685	2	2739	2
Appalachian	63	1	497	1	413	1	0	0	973	1	14	1	181	1	111	1	0	0	306	1	1279	1
Enotah	59	1	404	1	278	1	0	0	741	1	9	0	145	1	72	1	0	0	226	1	967	1
Bell-Forsyth	61	1	383	1	227	1	0	0	671	1	6	0	119	1	62	1	0	0	187	1	858	1
Towaliga	74	1	502	1	305	1	0	0	881	1	19	1	155	1	64	1	0	0	238	1	1119	1
Paulding	93	1	521	1	274	1	0	0	888	1	19	1	124	1	78	1	0	0	221	1	1109	1
Total reported	9607		59037		31298		0		99942		1980		17392		8868		0		28240		128182	

Probationer Statistical Profile

Sample: Active & admin probationers, not in facilities
Act probationers 07/20/2004

Requestor: Nancy Phillips, Statistician

Sentence length in years by current age & sex

Sentence (in years)	M e n				W o m e n				Grand Total %		
	age 00-21 %	age 22-39 %	age 40-98 %	age UNKWN %	Men Total %	age 00-21 %	age 22-39 %	age 40-98 %		age UNKWN %	Women Total %
0-1	25 0	141 0	64 0	0 0	230 0	11 1	36 0	18 0	0 0	65 0	295 0
1.1-2	208 2	939 2	457 1	0 0	1604 2	51 3	252 1	121 1	0 0	424 2	2028 2
2.1-3	875 9	2877 5	1332 4	0 0	5084 5	266 13	1046 6	429 5	0 0	1741 6	6825 5
3.1-4	1264 13	4844 8	2307 7	0 0	8415 8	393 20	2021 12	760 9	0 0	3174 11	11589 9
4.1-5	1154 12	5744 10	2677 9	0 0	9575 10	183 9	1641 9	797 9	0 0	2621 9	12196 10
5.1-6	3541 37	17328 29	8336 27	0 0	29205 29	702 35	5752 33	2530 29	0 0	8984 32	38189 30
6.1-7	381 4	2823 5	1410 5	0 0	4614 5	64 3	803 5	409 5	0 0	1276 5	5890 5
7.1-8	426 4	3858 7	1837 6	0 0	6121 6	60 3	919 5	464 5	0 0	1443 5	7564 6
8.1-9	318 3	2992 5	1618 5	0 0	4928 5	47 2	768 4	473 5	0 0	1288 5	6216 5
9.1-10	149 2	1798 3	1038 3	0 0	2985 3	24 1	405 2	244 3	0 0	673 2	3658 3
10.1-12	1062 11	10054 17	5551 18	0 0	16667 17	151 8	2774 16	1701 19	0 0	4626 16	21293 17
12.1-15	68 1	1744 3	1241 4	0 0	3053 3	8 0	324 2	275 3	0 0	607 2	3660 3
15.1-20	124 1	2371 4	1780 6	0 0	4275 4	20 1	415 2	374 4	0 0	809 3	5084 4
20.1-OVER	52 1	1610 3	1624 5	0 0	3286 3	5 0	250 1	279 3	0 0	534 2	3820 3
INDEFINITE	0 0	0 0	0 0	0 0	0 0	0 0	0 0	0 0	0 0	0 0	0 0
Total reported	9647	59123	31272	0	100042	1985	17406	8874	0	28265	128307
Percent Reported	100.0	100.0	99.7		99.9	100.0	100.0	100.0		100.0	99.9
NOT REPORTED	0	9	84	0	93	0	0	2	0	2	95
Total	9647	59132	31356	0	100135	1985	17406	8876	0	28267	128402
AVERAGE EXCLUDING INDEFINITE	5.47	7.12	7.96	.00	7.22	4.83	6.37	7.33	.00	6.56	7.08

Probationer Statistical Profile

Sample: Active & admin probationers, not in facilities
Act probationers 07/20/2004

Requestor: Nancy Phillips, Statistician

Time served in years by current age & sex

Time served (in yrs)	M e n				W o m e n				Grand Total %		
	age 00-21 %	age 22-39 %	age 40-98 %	age UNKWN %	Men Total %	age 00-21 %	age 22-39 %	age 40-98 %		age UNKWN %	Women Total %
0-1	4897 51	16666 28	7688 25	0 0	29251 29	1014 51	5144 30	2144 24	0 0	8302 29	37553 29
1.1-2	2967 31	13454 23	6359 20	0 0	22780 23	615 31	4305 25	1874 21	0 0	6794 24	29574 23
2.1-3	1301 13	9717 16	4839 15	0 0	15857 16	271 14	3050 18	1482 17	0 0	4803 17	20660 16
3.1-4	402 4	6874 12	3603 11	0 0	10879 11	72 4	1994 11	1074 12	0 0	3140 11	14019 11
4.1-5	73 1	5213 9	2988 10	0 0	8274 8	13 1	1368 8	871 10	0 0	2252 8	10526 8
5.1-6	4 0	2526 4	1624 5	0 0	4154 4	0 0	548 3	413 5	0 0	961 3	5115 4
6.1-7	2 0	1531 3	916 3	0 0	2449 2	0 0	384 2	260 3	0 0	644 2	3093 2
7.1-8	0 0	1045 2	686 2	0 0	1731 2	0 0	234 1	195 2	0 0	429 2	2160 2
8.1-9	1 0	716 1	565 2	0 0	1282 1	0 0	142 1	147 2	0 0	289 1	1571 1
9.1-10	0 0	528 1	423 1	0 0	951 1	0 0	98 1	124 1	0 0	222 1	1173 1
10.1-12	0 0	382 1	493 2	0 0	875 1	0 0	77 0	96 1	0 0	173 1	1048 1
12.1-15	0 0	326 1	600 2	0 0	926 1	0 0	41 0	106 1	0 0	147 1	1073 1
15.1-20	0 0	109 0	380 1	0 0	489 0	0 0	14 0	58 1	0 0	72 0	561 0
20.1-OVER	0 0	43 0	190 1	0 0	233 0	0 0	6 0	31 0	0 0	37 0	270 0
Total reported	9647	59130	31354	0	100131	1985	17405	8875	0	28265	128396
Percent Reported	100.0	100.0	100.0		100.0	100.0	100.0	100.0		100.0	100.0
NOT REPORTED	0	2	2	0	4	0	1	1	0	2	6
Total	9647	59132	31356	0	100135	1985	17406	8876	0	28267	128402
AVERAGE TIME SERVED	1.20	2.65	3.48	.00	2.77	1.17	2.37	3.25	.00	2.56	2.72

Probationer Statistical Profile

Sample: Active & admin probationers, not in facilities
Act probationers 07/20/2004

Requestor: Nancy Phillips, Statistician

Time left to serve by current age & sex

Time left (in years)	M e n				W o m e n				Grand Total %		
	age 00-21 %	age 22-39 %	age 40-98 %	age UNKWN %	Men Total %	age 00-21 %	age 22-39 %	age 40-98 %		age UNKWN %	Women Total %
0-1	752 8	8791 15	5034 16	0 0	14577 15	239 12	2804 16	1543 17	0 0	4586 16	19163 15
1.1-2	1323 14	9533 16	5126 16	0 0	15982 16	380 19	3035 17	1465 17	0 0	4880 17	20862 16
2.1-3	1700 18	9365 16	4727 15	0 0	15792 16	360 18	2989 17	1436 16	0 0	4785 17	20577 16
3.1-4	1768 18	8252 14	4077 13	0 0	14097 14	325 16	2430 14	1176 13	0 0	3931 14	18028 14
4.1-5	1861 19	7348 12	3501 11	0 0	12710 13	349 18	2246 13	1044 12	0 0	3639 13	16349 13
5.1-6	371 4	3230 5	1786 6	0 0	5387 5	62 3	849 5	469 5	0 0	1380 5	6767 5
6.1-7	408 4	3127 5	1649 5	0 0	5184 5	51 3	776 4	439 5	0 0	1266 4	6450 5
7.1-8	368 4	2518 4	1320 4	0 0	4206 4	62 3	648 4	395 4	0 0	1105 4	5311 4
8.1-9	408 4	2108 4	1118 4	0 0	3634 4	48 2	574 3	285 3	0 0	907 3	4541 4
9.1-10	443 5	1924 3	988 3	0 0	3355 3	76 4	521 3	234 3	0 0	831 3	4186 3
10.1-12	76 1	898 2	556 2	0 0	1530 2	3 0	145 1	113 1	0 0	261 1	1791 1
12.1-15	107 1	1094 2	663 2	0 0	1864 2	23 1	204 1	117 1	0 0	344 1	2208 2
15.1-20	54 1	619 1	451 1	0 0	1124 1	6 0	131 1	96 1	0 0	233 1	1357 1
20.1-OVER	8 0	295 0	264 1	0 0	567 1	0 0	43 0	57 1	0 0	100 0	667 1
INDEFINITE	0 0	0 0	0 0	0 0	0 0	0 0	0 0	0 0	0 0	0 0	0 0
NONE	0 0	20 0	11 0	0 0	31 0	1 0	11 0	6 0	0 0	18 0	49 0
Total reported	9647	59122	31271	0	100040	1985	17406	8875	0	28266	128306
Percent Reported	100.0	100.0	99.7		99.9	100.0	100.0	100.0		100.0	99.9
NOT REPORTED	0	10	85	0	95	0	0	1	0	1	96
Total	9647	59132	31356	0	100135	1985	17406	8876	0	28267	128402
AVERAGE EXCLUDING INDEFINITE, NONE	4.16	4.07	4.22	.00	4.13	3.58	3.71	3.92	.00	3.77	4.05

Probationer Statistical Profile

Sample: Active & admin probationers, not in facilities
Act probationers 07/20/2004

Requestor: Nancy Phillips, Statistician

Case type by current age & sex

Case type	Men				Women				Grand Total	%
	age 00-21	age 22-39	age 40-98	age UNKWN	age 00-21	age 22-39	age 40-98	age UNKWN		
PRESENTENCE	0	0	0	0	0	0	0	0	0	0
SPLIT SENTENCE	174	5685	4538	0	15	692	602	0	1309	11706
STRAIGHT SENTENCE	9281	52030	26100	0	1925	16244	8063	0	26232	113643
ABANDONMENT&BASTARDY	0	5	50	0	0	0	1	0	1	56
OUT OF STATE PROB	192	1403	662	0	41	462	203	0	706	2963
OUT OF STATE A&B	0	0	1	0	0	1	0	0	1	2
SUSPENDED SENTENCE	0	9	5	0	4	7	7	0	18	32
Total reported	9647	59132	31356	0	1985	17406	8876	0	28267	128402
Percent Reported	100.0	100.0	100.0		100.0	100.0	100.0		100.0	100.0
NOT REPORTED	0	0	0	0	0	0	0	0	0	0
Total	9647	59132	31356	0	1985	17406	8876	0	28267	128402

Probationer Statistical Profile

Sample: Active & admin probationers, not in facilities
Act probationers 07/20/2004

Requestor: Nancy Phillips, Statistician

Release type by current age & sex

Release type	M e n					W o m e n					Grand Total %	
	age 00-21 %	age 22-39 %	age 40-98 %	age UNKWN %	Men Total %	age 00-21 %	age 22-39 %	age 40-98 %	age UNKWN %	Women Total %		
TRANSF OUT OF STATE	0 0	0 0	0 0	0 0	0 0	0 0	0 0	0 0	0 0	0 0	0 0	0 0
REVOKED (TECHNICAL)	0 0	0 0	0 0	0 0	0 0	0 0	0 0	0 0	0 0	0 0	0 0	0 0
REVOKED (NEW SENT)	0 0	0 0	0 0	0 0	0 0	0 0	0 0	0 0	0 0	0 0	0 0	0 0
REVOKED (NEW CRIME)	0 0	0 0	0 0	0 0	0 0	0 0	0 0	0 0	0 0	0 0	0 0	0 0
ABSCONDED (TOLLED)	0 0	0 0	0 0	0 0	0 0	0 0	0 0	0 0	0 0	0 0	0 0	0 0
ABSCONDED (NON-TOLL)	0 0	0 0	0 0	0 0	0 0	0 0	0 0	0 0	0 0	0 0	0 0	0 0
TERMINATED BY COURT	0 0	0 0	0 0	0 0	0 0	0 0	0 0	0 0	0 0	0 0	0 0	0 0
OUT OF STATE TERM	0 0	0 0	0 0	0 0	0 0	0 0	0 0	0 0	0 0	0 0	0 0	0 0
DEATH	0 0	0 0	0 0	0 0	0 0	0 0	0 0	0 0	0 0	0 0	0 0	0 0
FINAN OBLIG COMPLETE	0 0	0 0	0 0	0 0	0 0	0 0	0 0	0 0	0 0	0 0	0 0	0 0
OTHER	0 0	0 0	0 0	0 0	0 0	0 0	0 0	0 0	0 0	0 0	0 0	0 0
NORMAL RELEASE	0 0	0 0	0 0	0 0	0 0	0 0	0 0	0 0	0 0	0 0	0 0	0 0
A & B SPECIAL TERM	0 0	0 0	0 0	0 0	0 0	0 0	0 0	0 0	0 0	0 0	0 0	0 0
INDEP JURISDICTION	0 0	0 0	0 0	0 0	0 0	0 0	0 0	0 0	0 0	0 0	0 0	0 0
ACTIVE	9647100	59132100	31356100	0 0	100135100	1985100	17406100	8876100	0 0	28267100	128402100	
Total reported	9647	59132	31356	0	100135	1985	17406	8876	0	28267	128402	
Percent Reported	100.0	100.0	100.0		100.0	100.0	100.0	100.0		100.0	100.0	
NOT REPORTED	0	0	0	0	0	0	0	0	0	0	0	0
Total	9647	59132	31356	0	100135	1985	17406	8876	0	28267	128402	

Probationer Statistical Profile

Sample: Active & admin probationers, not in facilities
Act probationers 07/20/2004

Requestor: Nancy Phillips, Statistician

First offender status by current age & sex

1stOffndr	M e n				W o m e n				Grand Total %		
	age 00-21 %	age 22-39 %	age 40-98 %	age UNKWN %	Men Total %	age 00-21 %	age 22-39 %	age 40-98 %		age UNKWN %	Women Total %
FIRST OFFNDR STATUS	5329 55	16964 29	5284 17	0 0	27577 28	1417 71	7791 45	2774 31	0 0	11982 42	39559 31
NO FIRST OFFNDR STAT	4318 45	42168 71	26072 83	0 0	72558 72	568 29	9615 55	6102 69	0 0	16285 58	88843 69
Total reported	9647	59132	31356	0	100135	1985	17406	8876	0	28267	128402
Percent Reported	100.0	100.0	100.0		100.0	100.0	100.0	100.0		100.0	100.0
NOT REPORTED	0	0	0	0	0	0	0	0	0	0	0
Total	9647	59132	31356	0	100135	1985	17406	8876	0	28267	128402

Probationer Statistical Profile

Sample: Active & admin probationers, not in facilities
Act probationers 07/20/2004

Requestor: Nancy Phillips, Statistician

Type probationer by current age & sex

Type probationer	M e n				W o m e n				Grand Total %		
	age 00-21 %	age 22-39 %	age 40-98 %	age UNKWN %	Men Total %	age 00-21 %	age 22-39 %	age 40-98 %		age UNKWN %	Women Total %
MISDEMEANANT	66 1	417 1	292 1	0 0	775 1	9 0	118 1	82 1	0 0	209 1	984 1
FELON	9581 99	58701 99	31008 99	0 0	99290 99	1972 99	17280 99	8786 99	0 0	28038 99	127328 99
ABANDONMENT&BASTARDY	0 0	5 0	51 0	0 0	56 0	0 0	1 0	1 0	0 0	2 0	58 0
SUSPENDED SENTENCE	0 0	9 0	5 0	0 0	14 0	4 0	7 0	7 0	0 0	18 0	32 0
Total reported	9647	59132	31356	0	100135	1985	17406	8876	0	28267	128402
Percent Reported	100.0	100.0	100.0		100.0	100.0	100.0	100.0		100.0	100.0
NOT REPORTED	0	0	0	0	0	0	0	0	0	0	0
Total	9647	59132	31356	0	100135	1985	17406	8876	0	28267	128402

Probationer Statistical Profile

Sample: Active & admin probationers, not in facilities
Act probationers 07/20/2004

Requestor: Nancy Phillips, Statistician

Most serious crime by group by current age & sex

Crime group	Men					Women					Grand Total	%
	age 00-21	age 22-39	age 40-98	age UNKWN	Men Total	age 00-21	age 22-39	age 40-98	age UNKWN	Women Total		
HOMICIDE	17	361	274	0	652	5	82	99	0	186	838	1
ABORTION	0	1	0	0	1	0	2	0	0	2	3	0
BODILY INJRY&REL OFF	685	6718	4608	0	12011	149	1309	659	0	2117	14128	11
ARSON & REL OFF	26	262	175	0	463	10	80	76	0	166	629	0
DAMAGE OF PROPERTY	223	683	233	0	1139	39	181	50	0	270	1409	1
BURGLARY & REL OFF	1633	6067	2071	0	9771	116	639	211	0	966	10737	8
FORGERY & REL OFF	482	4575	2192	0	7249	410	4316	1699	0	6425	13674	11
THEFT	2080	7530	3672	0	13282	531	3730	1718	0	5979	19261	15
ROBBERY	294	1767	601	0	2662	32	192	58	0	282	2944	2
SEXUAL OFFENSES	462	2702	2445	0	5609	16	127	61	0	204	5813	5
OBSCENITY CRIMES	0	5	10	0	15	0	1	1	0	2	17	0
TREASON & REL OFF	6	44	21	0	71	3	23	10	0	36	107	0
CRIMES INVOLVNG GOVT	188	1331	561	0	2080	40	407	216	0	663	2743	2
FALSIFICATIONS	32	176	102	0	310	17	160	53	0	230	540	0
OBSTRUCT LAW ENFORCE	17	174	80	0	271	11	72	29	0	112	383	0
DISORDERLY CONDUCT	76	222	87	0	385	5	26	21	0	52	437	0
GAMBLING & REL OFF	4	34	30	0	68	2	14	10	0	26	94	0
CRUELTY TO CHILDREN	26	636	429	0	1091	12	444	166	0	622	1713	1
CRIMES WITH GUNS	208	1986	1360	0	3554	34	135	106	0	275	3829	3
INVASION PRIVACY	8	83	58	0	149	0	0	1	0	1	150	0
RACKETEERING	2	16	23	0	41	1	13	10	0	24	65	0
DRUG ABUSE OFFENSES	2997	21663	10185	0	34845	518	4988	3255	0	8761	43606	34
DRUG TRAFFICKING	12	287	229	0	528	8	80	59	0	147	675	1
AUTO CRIMES	12	934	1329	0	2275	2	77	125	0	204	2479	2
REVENUE & CONTRABAND	3	5	3	0	11	1	7	5	0	13	24	0
CRIMES OF OTH STATES	28	207	104	0	339	4	79	33	0	116	455	0
MISC. FELONIES	56	230	128	0	414	8	93	55	0	156	570	0
MISDEMEANORS	66	419	336	0	821	10	122	85	0	217	1038	1
Total reported	9643	59118	31346	0	100107	1984	17399	8871	0	28254	128361	
Percent Reported	100.0	100.0	100.0		100.0	99.9	100.0	99.9		100.0	100.0	
NOT REPORTED	4	14	10	0	28	1	7	5	0	13	41	
Total	9647	59132	31356	0	100135	1985	17406	8876	0	28267	128402	

Probationer Statistical Profile

Sample: Active & admin probationers, not in facilities
Act probationers 07/20/2004

Requestor: Nancy Phillips, Statistician

Most serious offense by current age & sex

Most serious offense	Men					Women					Grand Total
	age 00-21 %	age 22-39 %	age 40-98 %	age UNKWN %	Men Total %	age 00-21 %	age 22-39 %	age 40-98 %	age UNKWN %	Women Total %	
Misdemeanors											
abandonment	0 0	2 0	42 0	0 0	44 0	0 0	0 0	0 0	0 0	0 0	44 0
non-support	0 0	0 0	1 0	0 0	1 0	0 0	1 0	0 0	0 0	1 0	2 0
stalking	0 0	0 0	3 0	0 0	3 0	0 0	0 0	0 0	0 0	0 0	3 0
assault & battery	1 0	11 0	2 0	0 0	14 0	0 0	0 0	0 0	0 0	0 0	14 0
atmpt murder	0 0	0 0	1 0	0 0	1 0	0 0	0 0	0 0	0 0	0 0	1 0
aggravated assault	0 0	10 0	10 0	0 0	20 0	0 0	4 0	3 0	0 0	7 0	27 0
simple assault	1 0	10 0	5 0	0 0	16 0	0 0	0 0	0 0	0 0	0 0	16 0
simple battery	3 0	26 0	26 0	0 0	55 0	0 0	3 0	2 0	0 0	5 0	60 0
shooting at another	0 0	0 0	1 0	0 0	1 0	0 0	0 0	0 0	0 0	0 0	1 0
concealing a death	0 0	0 0	0 0	0 0	0 0	0 0	1 0	0 0	0 0	1 0	1 0
leave scene had inju	0 0	0 0	1 0	0 0	1 0	0 0	0 0	0 0	0 0	0 0	1 0
crmln intfer govt pr	2 0	1 0	0 0	0 0	3 0	0 0	0 0	0 0	0 0	0 0	3 0
reckless conduct	2 0	1 0	0 0	0 0	3 0	0 0	1 0	1 0	0 0	2 0	5 0
disorderly conduct	1 0	2 0	2 0	0 0	5 0	0 0	0 0	0 0	0 0	0 0	5 0
cruelty to children	0 0	1 0	0 0	0 0	1 0	1 0	0 0	0 0	0 0	1 0	2 0
larceny	1 0	0 0	1 0	0 0	2 0	1 0	3 0	0 0	0 0	4 0	6 0
receiving stolen goo	2 0	5 0	2 0	0 0	9 0	0 0	2 0	0 0	0 0	2 0	11 0
theft by taking	2 0	27 0	11 0	0 0	40 0	0 0	20 0	11 0	0 0	31 0	71 0
robbery	1 0	5 0	1 0	0 0	7 0	0 0	3 0	0 0	0 0	3 0	10 0
burglary	1 0	11 0	3 0	0 0	15 0	0 0	0 0	1 0	0 0	1 0	16 0
cheating & swindling	0 0	0 0	1 0	0 0	1 0	0 0	0 0	0 0	0 0	0 0	1 0
bad checks	0 0	5 0	16 0	0 0	21 0	0 0	11 0	15 0	0 0	26 0	47 0
fraudulent checks	0 0	2 0	3 0	0 0	5 0	0 0	1 0	1 0	0 0	2 0	7 0
forgery	0 0	6 0	2 0	0 0	8 0	0 0	4 0	2 0	0 0	6 0	14 0
worthless checks	0 0	0 0	0 0	0 0	0 0	0 0	2 0	2 0	0 0	4 0	4 0
s/d of narcotics	2 0	7 0	0 0	0 0	9 0	0 0	0 0	0 0	0 0	0 0	9 0
s/d dep,stim,cntrf d	0 0	2 0	0 0	0 0	2 0	0 0	0 0	0 0	0 0	0 0	2 0
s/d of marijuana	0 0	4 0	1 0	0 0	5 0	0 0	0 0	0 0	0 0	0 0	5 0
poss of narcotics	0 0	4 0	0 0	0 0	4 0	0 0	0 0	0 0	0 0	0 0	4 0
poss dep,stim,cntrf	0 0	1 0	0 0	0 0	1 0	0 0	0 0	0 0	0 0	0 0	1 0
poss of lsd	0 0	1 0	0 0	0 0	1 0	0 0	0 0	0 0	0 0	0 0	1 0
poss of marijuana	1 0	16 0	6 0	0 0	23 0	0 0	3 0	1 0	0 0	4 0	27 0
viol motor veh law	2 0	34 0	20 0	0 0	56 0	0 0	3 0	3 0	0 0	6 0	62 0

(continued)

Probationer Statistical Profile

Sample: Active & admin probationers, not in facilities
Act probationers 07/20/2004

Requestor: Nancy Phillips, Statistician

Most serious offense by current age & sex (continued)

Most serious offense	Men					Women					Grand Total	%
	age 00-21	age 22-39	age 40-98	age UNKWN	Men Total	age 00-21	age 22-39	age 40-98	age UNKWN	Women Total		
dui	7 0	61 0	68 0	0 0	136 0	1 0	10 0	9 0	0 0	20 0	156 0	
obstr of law enf off	8 0	28 0	10 0	0 0	46 0	2 0	1 0	2 0	0 0	5 0	51 0	
impersonating anothe	0 0	4 0	2 0	0 0	6 0	0 0	2 0	1 0	0 0	3 0	9 0	
crmnl trespassing	4 0	10 0	2 0	0 0	16 0	2 0	1 0	0 0	0 0	3 0	19 0	
illegal attm to obt	0 0	1 0	0 0	0 0	1 0	0 0	2 0	1 0	0 0	3 0	4 0	
crmnl damage	3 0	2 0	2 0	0 0	7 0	1 0	2 0	0 0	0 0	3 0	10 0	
terroristic threats	1 0	1 0	3 0	0 0	5 0	0 0	0 0	1 0	0 0	1 0	6 0	
viol ga cntrl subst	2 0	29 0	12 0	0 0	43 0	1 0	4 0	5 0	0 0	10 0	53 0	
public indecency	0 0	4 0	1 0	0 0	5 0	0 0	0 0	0 0	0 0	0 0	5 0	
peeping tom	0 0	1 0	1 0	0 0	2 0	0 0	0 0	0 0	0 0	0 0	2 0	
molesting a minor	1 0	0 0	3 0	0 0	4 0	0 0	0 0	0 0	0 0	0 0	4 0	
sexual battery	1 0	2 0	1 0	0 0	4 0	0 0	0 0	0 0	0 0	0 0	4 0	
escape	0 0	0 0	1 0	0 0	1 0	0 0	0 0	0 0	0 0	0 0	1 0	
cpwl & concealed wea	1 0	4 0	2 0	0 0	7 0	0 0	0 0	0 0	0 0	0 0	7 0	
shoplifting	1 0	4 0	8 0	0 0	13 0	0 0	6 0	2 0	0 0	8 0	21 0	
pointing gun at anot	1 0	0 0	3 0	0 0	4 0	0 0	1 0	0 0	0 0	1 0	5 0	
deadly weapons in pu	0 0	2 0	0 0	0 0	2 0	0 0	0 0	0 0	0 0	0 0	2 0	
other misdemeanor	5 0	18 0	21 0	0 0	44 0	0 0	7 0	9 0	0 0	16 0	60 0	
riot	0 0	0 0	1 0	0 0	1 0	0 0	0 0	0 0	0 0	0 0	1 0	
fighting in public p	0 0	1 0	0 0	0 0	1 0	1 0	0 0	0 0	0 0	1 0	2 0	
family violence batt	0 0	2 0	0 0	0 0	2 0	0 0	1 0	0 0	0 0	1 0	3 0	
misc public order of	0 0	1 0	0 0	0 0	1 0	0 0	0 0	0 0	0 0	0 0	1 0	
misuse firearm hunti	0 0	1 0	0 0	0 0	1 0	0 0	0 0	0 0	0 0	0 0	1 0	
cruelty to animals	0 0	0 0	0 0	0 0	0 0	0 0	0 0	1 0	0 0	1 0	1 0	
lottery violation	0 0	0 0	0 0	0 0	0 0	0 0	1 0	0 0	0 0	1 0	1 0	
off agnst pub hlth/m	0 0	5 0	4 0	0 0	9 0	0 0	1 0	0 0	0 0	1 0	10 0	
failr fil/mntn abort	0 0	0 0	1 0	0 0	1 0	0 0	0 0	0 0	0 0	0 0	1 0	
involuntary manslaug	0 0	0 0	2 0	0 0	2 0	0 0	0 0	0 0	0 0	0 0	2 0	
theft by deception <	0 0	1 0	0 0	0 0	1 0	0 0	1 0	0 0	0 0	1 0	2 0	
theft/lost/property<	0 0	1 0	0 0	0 0	1 0	0 0	0 0	0 0	0 0	0 0	1 0	
theft of services <	0 0	1 0	0 0	0 0	1 0	0 0	0 0	0 0	0 0	0 0	1 0	
theft by conversion	0 0	2 0	1 0	0 0	3 0	0 0	2 0	2 0	0 0	4 0	7 0	
theft motor vehicle,	0 0	2 0	3 0	0 0	5 0	0 0	0 0	0 0	0 0	0 0	5 0	
conversn paymnt real	0 0	1 0	0 0	0 0	1 0	0 0	0 0	0 0	0 0	0 0	1 0	
entrng mot veh crim	0 0	4 0	0 0	0 0	4 0	0 0	0 0	0 0	0 0	0 0	4 0	

(continued)

Probationer Statistical Profile

Sample: Active & admin probationers, not in facilities
Act probationers 07/20/2004

Requestor: Nancy Phillips, Statistician

Most serious offense by current age & sex (continued)

Most serious offense	Men						Women						Grand	
	age 00-21	age 22-39	age 40-98	age UNKWN	Men Total	Men %	age 00-21	age 22-39	age 40-98	age UNKWN	Women Total	Women %	Grand Total	Grand %
viol forgery&fraud p	0 0	2 0	1 0	0 0	3 0		0 0	0 0	1 0	0 0	1 0		4 0	
obtn/attmpt drugs il	0 0	0 0	3 0	0 0	3 0		0 0	1 0	3 0	0 0	4 0		7 0	
viol dangerous drugs	0 0	1 0	0 0	0 0	1 0		0 0	0 0	0 0	0 0	0 0		1 0	
mfg/dist imitate con	0 0	1 0	1 0	0 0	2 0		0 0	0 0	0 0	0 0	0 0		2 0	
misc sexual offenses	0 0	2 0	3 0	0 0	5 0		0 0	0 0	0 0	0 0	0 0		5 0	
providing sex mat mi	0 0	0 0	1 0	0 0	1 0		0 0	0 0	0 0	0 0	0 0		1 0	
dng instrmtalties &	0 0	1 0	0 0	0 0	1 0		0 0	0 0	0 0	0 0	0 0		1 0	
furnish liquor to mi	1 0	1 0	0 0	0 0	2 0		0 0	0 0	0 0	0 0	0 0		2 0	
poss alc bev by juve	3 0	0 0	1 0	0 0	4 0		0 0	1 0	0 0	0 0	1 0		5 0	
viol motor veh licen	1 0	2 0	1 0	0 0	4 0		0 0	0 0	0 0	0 0	0 0		4 0	
conspiracy commit mis	1 0	1 0	0 0	0 0	2 0		0 0	0 0	0 0	0 0	0 0		2 0	
misc misdemeanor	2 0	18 0	11 0	0 0	31 0		0 0	16 0	5 0	0 0	21 0		52 0	
viol othr states law	1 0	3 0	1 0	0 0	5 0		0 0	0 0	1 0	0 0	1 0		6 0	

FELONIES														

MISC HOMICIDE OFFENS	1 0	9 0	5 0	0 0	15 0		1 0	2 0	1 0	0 0	4 0		19 0	
MURDER	0 0	5 0	7 0	0 0	12 0		0 0	7 0	1 0	0 0	8 0		20 0	
VOLUNTARY MANSLAUGHT	2 0	79 0	111 0	0 0	192 0		0 0	24 0	44 1	0 0	68 0		260 0	
INVOLUNTARY MANSLAUG	5 0	65 0	22 0	0 0	92 0		2 0	13 0	14 0	0 0	29 0		121 0	
RECKLESS ABANDONMENT	1 0	0 0	0 0	0 0	1 0		0 0	0 0	0 0	0 0	0 0		1 0	
FETICIDE	0 0	2 0	0 0	0 0	2 0		0 0	1 0	0 0	0 0	1 0		3 0	
VEHICULAR HOMICIDE	7 0	188 0	114 0	0 0	309 0		1 0	33 0	30 0	0 0	64 0		373 0	
HOMICIDE BY PILOT DU	0 0	1 0	1 0	0 0	2 0		0 0	0 0	0 0	0 0	0 0		2 0	
CONCEAL DEATH OF ANO	0 0	3 0	1 0	0 0	4 0		1 0	0 0	1 0	0 0	2 0		6 0	
ATMPT MURDER	1 0	9 0	13 0	0 0	23 0		0 0	2 0	8 0	0 0	10 0		33 0	
MISC ABORTION	0 0	0 0	0 0	0 0	0 0		0 0	1 0	0 0	0 0	1 0		1 0	
CRMNL ABORTION	0 0	1 0	0 0	0 0	1 0		0 0	1 0	0 0	0 0	1 0		2 0	
MISC ASSAULT/BATTERY	4 0	105 0	68 0	0 0	177 0		0 0	10 0	5 0	0 0	15 0		192 0	
FAMILY VIOLENCE BATT	3 0	52 0	23 0	0 0	78 0		1 0	4 0	2 0	0 0	7 0		85 0	
AGGRAV ASSAULT	388 4	4010 7	2728 9	0 0	7126 7		111 6	991 6	501 6	0 0	1603 6		8729 7	
ATMPT AGGRAV ASSAULT	1 0	15 0	12 0	0 0	28 0		0 0	4 0	4 0	0 0	8 0		36 0	
AGGRAV BATTERY	54 1	480 1	289 1	0 0	823 1		3 0	59 0	25 0	0 0	87 0		910 1	
TERRORIST THREATS &	160 2	865 1	692 2	0 0	1717 2		23 1	124 1	61 1	0 0	208 1		1925 2	

(continued)

Probationer Statistical Profile

Sample: Active & admin probationers, not in facilities
Act probationers 07/20/2004

Requestor: Nancy Phillips, Statistician

Most serious offense by current age & sex (continued)

Most serious offense	Men				Women				Grand Total	%	
	age 00-21	age 22-39	age 40-98	age UNKWN	age 00-21	age 22-39	age 40-98	age UNKWN			
FALSE IMPRISONMENT	20 0	264 0	109 0	0 0	393 0	0 0	19 0	4 0	0 0	23 0	416 0
FALSE IMPRIS COLOR L	0 0	1 0	1 0	0 0	2 0	0 0	0 0	0 0	0 0	0 0	2 0
KIDNAPPING	1 0	77 0	54 0	0 0	132 0	0 0	2 0	1 0	0 0	3 0	135 0
INTERFERENCE WITH CU	8 0	24 0	19 0	0 0	51 0	2 0	12 0	9 0	0 0	23 0	74 0
AGGRAV ASSAULT POLCE	4 0	146 0	114 0	0 0	264 0	2 0	16 0	14 0	0 0	32 0	296 0
AGGRAV BATTERY PEACE	1 0	6 0	2 0	0 0	9 0	0 0	2 0	0 0	0 0	2 0	11 0
SIMPLE BATTERY	9 0	78 0	52 0	0 0	139 0	0 0	14 0	4 0	0 0	18 0	157 0
RECK COND	0 0	7 0	2 0	0 0	9 0	0 0	6 0	1 0	0 0	7 0	16 0
INJURY BY VEHICLE	2 0	14 0	5 0	0 0	21 0	1 0	5 0	2 0	0 0	8 0	29 0
STALKING	1 0	19 0	20 0	0 0	40 0	0 0	1 0	1 0	0 0	2 0	42 0
AGGRAV STALKING	29 0	552 1	414 1	0 0	995 1	6 0	40 0	25 0	0 0	71 0	1066 1
ATMPT KIDNAP	0 0	3 0	4 0	0 0	7 0	0 0	0 0	0 0	0 0	0 0	7 0
ARSON MISC	2 0	19 0	13 0	0 0	34 0	2 0	4 0	6 0	0 0	12 0	46 0
ARSON 1ST DEGREE	15 0	174 0	137 0	0 0	326 0	7 0	59 0	60 1	0 0	126 0	452 0
ARSON 2ND DEGREE	6 0	48 0	18 0	0 0	72 0	0 0	9 0	7 0	0 0	16 0	88 0
ARSON 3RD DEGREE	1 0	17 0	6 0	0 0	24 0	1 0	6 0	2 0	0 0	9 0	33 0
CRMNL POSS EXPLOSIVE	2 0	4 0	1 0	0 0	7 0	0 0	2 0	1 0	0 0	3 0	10 0
MISC CRIMINAL DAMAGE	2 0	8 0	1 0	0 0	11 0	0 0	1 0	0 0	0 0	1 0	12 0
CRMNL DAMAGE 1ST DEG	36 0	161 0	71 0	0 0	268 0	7 0	30 0	9 0	0 0	46 0	314 0
CRMNL DAMAGE 2ND DEG	167 2	451 1	142 0	0 0	760 1	31 2	136 1	37 0	0 0	204 1	964 1
DAMAGE ,DESTROY SECR	3 0	12 0	6 0	0 0	21 0	0 0	5 0	1 0	0 0	6 0	27 0
VANDALISM TO CHURCH	2 0	6 0	0 0	0 0	8 0	1 0	1 0	1 0	0 0	3 0	11 0
ALTER ID	13 0	45 0	13 0	0 0	71 0	0 0	8 0	2 0	0 0	10 0	81 0
BURGLARY	1525 16	5886 10	2017 7	0 0	9428 10	111 6	626 4	207 2	0 0	944 3	10372 8
POSS BURGLAR TOOLS	72 1	112 0	30 0	0 0	214 0	5 0	9 0	1 0	0 0	15 0	229 0
ATMPT BURGLARY	36 0	69 0	24 0	0 0	129 0	0 0	4 0	3 0	0 0	7 0	136 0
MISC FORGERY	2 0	14 0	12 0	0 0	28 0	1 0	19 0	10 0	0 0	30 0	58 0
FORGERY 1ST DEGREE	335 4	3471 6	1707 6	0 0	5513 6	271 14	3252 19	1374 16	0 0	4897 18	10410 8
FORGERY 2ND DEGREE	36 0	218 0	46 0	0 0	300 0	13 1	91 1	25 0	0 0	129 0	429 0
BAD CHECKS	13 0	164 0	152 0	0 0	329 0	9 0	161 1	60 1	0 0	230 1	559 0
ILLEGAL USE-CREDIT C	3 0	12 0	6 0	0 0	21 0	0 0	16 0	5 0	0 0	21 0	42 0
THEFT CREDIT CARD	20 0	88 0	21 0	0 0	129 0	15 1	78 0	14 0	0 0	107 0	236 0
FORGERY CREDIT CARD	1 0	27 0	7 0	0 0	35 0	6 0	50 0	7 0	0 0	63 0	98 0
FRAUDULENT CREDIT CA	55 1	322 1	100 0	0 0	477 0	72 4	373 2	79 1	0 0	524 2	1001 1
CRMNL POSS CREDIT CA	1 0	4 0	1 0	0 0	6 0	1 0	1 0	1 0	0 0	3 0	9 0

(continued)

Probationer Statistical Profile

Sample: Active & admin probationers, not in facilities
Act probationers 07/20/2004

Requestor: Nancy Phillips, Statistician

Most serious offense by current age & sex (continued)

Most serious offense	Men				Women				Grand Total	%	
	age 00-21	age 22-39	age 40-98	age UNKWN	age 00-21	age 22-39	age 40-98	age UNKWN			
RECV GDS,SRVS FRAUD	1 0	3 0	12 0	0 0	16 0	0 0	16 0	10 0	0 0	26 0	42 0
FINANCIAL IDENTITY F	1 0	21 0	7 0	0 0	29 0	2 0	27 0	9 0	0 0	38 0	67 0
TELECOMMUNICATIONS F	2 0	18 0	10 0	0 0	30 0	0 0	4 0	2 0	0 0	6 0	36 0
COMPUTER THEFT	1 0	6 0	0 0	0 0	7 0	1 0	5 0	1 0	0 0	7 0	14 0
COMPUTER TRESPASS	0 0	1 0	0 0	0 0	1 0	0 0	1 0	0 0	0 0	1 0	2 0
ATMPT FORGERY	0 0	4 0	1 0	0 0	5 0	1 0	0 0	3 0	0 0	4 0	9 0
FAILR PAY NATRL PRD/	0 0	0 0	2 0	0 0	2 0	0 0	0 0	1 0	0 0	1 0	3 0
FRAUDULENT ACCESS CO	2 0	35 0	7 0	0 0	44 0	7 0	38 0	6 0	0 0	51 0	95 0
MISC FRAUD	9 0	167 0	101 0	0 0	277 0	11 1	184 1	92 1	0 0	287 1	564 0
THEFT BY TAKING	707 7	3282 6	1725 6	0 0	5714 6	194 10	1947 11	961 11	0 0	3102 11	8816 7
THEFT BY DECEPTION	14 0	211 0	195 1	0 0	420 0	11 1	177 1	97 1	0 0	285 1	705 1
THEFT BY EXTORTION	0 0	7 0	2 0	0 0	9 0	0 0	7 0	3 0	0 0	10 0	19 0
THEFT OF LOST PROPER	3 0	12 0	9 0	0 0	24 0	0 0	7 0	4 0	0 0	11 0	35 0
THEFT BY REC STOLEN	648 7	2041 4	660 2	0 0	3349 3	54 3	318 2	79 1	0 0	451 2	3800 3
THEFT OF SERVICES	2 0	38 0	24 0	0 0	64 0	1 0	22 0	10 0	0 0	33 0	97 0
THEFT BY CONVERSION	10 0	201 0	255 1	0 0	466 0	6 0	142 1	78 1	0 0	226 1	692 1
THEFT OF TRADE SECRE	0 0	3 0	1 0	0 0	4 0	1 0	0 0	0 0	0 0	1 0	5 0
CONVSN PAYMNTS REAL	0 0	9 0	22 0	0 0	31 0	0 0	0 0	0 0	0 0	0 0	31 0
ATMPT THEFT BY TAKIN	5 0	1 0	0 0	0 0	6 0	0 0	2 0	1 0	0 0	3 0	9 0
THEFT MOTORVEH OR PA	142 1	453 1	169 1	0 0	764 1	19 1	68 0	13 0	0 0	100 0	864 1
THEFT OF LEASED PERS	0 0	2 0	2 0	0 0	4 0	0 0	4 0	0 0	0 0	4 0	8 0
THEFT BRING PROP IN	15 0	58 0	22 0	0 0	95 0	3 0	6 0	3 0	0 0	12 0	107 0
THEFT RECV PROP OUT	7 0	17 0	3 0	0 0	27 0	0 0	3 0	2 0	0 0	5 0	32 0
LIVESTOCK THEFT	0 0	9 0	4 0	0 0	13 0	0 0	1 0	0 0	0 0	1 0	14 0
THEFT BY SHOPLIFTING	110 1	587 1	457 1	0 0	1154 1	230 12	986 6	457 5	0 0	1673 6	2827 2
ENTERING VEHICLE	417 4	599 1	122 0	0 0	1138 1	12 1	40 0	9 0	0 0	61 0	1199 1
STEAL ALTER PUBLIC D	0 0	0 0	0 0	0 0	0 0	0 0	0 0	1 0	0 0	1 0	1 0
ROBBERY	227 2	1230 2	362 1	0 0	1819 2	26 1	154 1	44 1	0 0	224 1	2043 2
ARMED ROBBERY	24 0	394 1	206 1	0 0	624 1	3 0	27 0	10 0	0 0	40 0	664 1
ROBBERY BY FORCE	1 0	12 0	1 0	0 0	14 0	0 0	0 0	0 0	0 0	0 0	14 0
ROBBERY BY INTIMIDAT	5 0	17 0	4 0	0 0	26 0	0 0	0 0	2 0	0 0	2 0	28 0
ROBBERY BY SUDDEN SN	1 0	7 0	3 0	0 0	11 0	0 0	3 0	0 0	0 0	3 0	14 0
HIJACKING MOTOR VEHI	1 0	2 0	0 0	0 0	3 0	0 0	1 0	0 0	0 0	1 0	4 0
ATMPT ROBBERY	21 0	63 0	20 0	0 0	104 0	3 0	5 0	2 0	0 0	10 0	114 0
ATMPT ARMED ROBBERY	14 0	42 0	5 0	0 0	61 0	0 0	2 0	0 0	0 0	2 0	63 0

(continued)

Probationer Statistical Profile

Sample: Active & admin probationers, not in facilities
Act probationers 07/20/2004

Requestor: Nancy Phillips, Statistician

Most serious offense by current age & sex (continued)

Most serious offense	Men						Women						Grand							
	age 00-21	%	age 22-39	%	age 40-98	%	Men Total	%	age 00-21	%	age 22-39	%	age 40-98	%	Women Total	%	Total	%		
MISC SEXUAL OFFENSE	4	0	54	0	51	0	109	0	0	0	1	0	1	0	0	0	2	0	111	0
RAPE	3	0	111	0	111	0	225	0	0	0	0	0	0	0	0	0	0	0	225	0
SODOMY	5	0	21	0	43	0	69	0	0	0	2	0	0	0	0	0	2	0	71	0
AGGRAV SODOMY	0	0	44	0	82	0	126	0	0	0	0	0	0	0	0	0	0	0	126	0
BESTIALITY	0	0	1	0	2	0	3	0	0	0	0	0	0	0	0	0	0	0	3	0
SEDUCTION	0	0	0	0	1	0	1	0	0	0	0	0	0	0	0	0	0	0	1	0
INCEST	4	0	32	0	116	0	152	0	1	0	4	0	8	0	0	0	13	0	165	0
BIGAMY	0	0	6	0	9	0	15	0	0	0	0	0	1	0	0	0	1	0	16	0
AGGRAV SEXUAL BATTER	1	0	19	0	30	0	50	0	0	0	1	0	0	0	0	0	1	0	51	0
PIMPING A MINOR UNDE	0	0	0	0	1	0	1	0	0	0	0	0	0	0	0	0	0	0	1	0
PANDERING BY COMPULS	0	0	3	0	3	0	6	0	1	0	0	0	0	0	0	0	1	0	7	0
STATUTORY RAPE	272	3	1124	2	125	0	1521	2	5	0	34	0	8	0	0	0	47	0	1568	1
CHILD MOLESTATION	134	1	987	2	1502	5	2623	3	5	0	55	0	32	0	0	0	92	0	2715	2
ENTICING CHILD-INDEC	24	0	114	0	133	0	271	0	3	0	16	0	4	0	0	0	23	0	294	0
AGGRAV CHILD MOLESTA	10	0	105	0	183	1	298	0	1	0	4	0	1	0	0	0	6	0	304	0
NECROPHILIA	0	0	0	0	1	0	1	0	0	0	0	0	0	0	0	0	0	0	1	0
SEXL/ASSLT/AGN/PERS/	0	0	22	0	19	0	41	0	0	0	9	0	6	0	0	0	15	0	56	0
SEXUAL ASLT BY THERA	0	0	1	0	0	0	1	0	0	0	0	0	0	0	0	0	0	0	1	0
SOLICIT SODOMY FROM	0	0	5	0	3	0	8	0	0	0	1	0	0	0	0	0	1	0	9	0
SEX OFFENDER FAIL RE	1	0	11	0	9	0	21	0	0	0	0	0	0	0	0	0	0	0	21	0
ATMPT RAPE	1	0	36	0	15	0	52	0	0	0	0	0	0	0	0	0	0	0	52	0
ATMPT SODOMY	0	0	1	0	3	0	4	0	0	0	0	0	0	0	0	0	0	0	4	0
ATMPT AGGRAV SODOMY	0	0	1	0	1	0	2	0	0	0	0	0	0	0	0	0	0	0	2	0
ATMPT CHILD MOLESTAT	0	0	1	0	1	0	2	0	0	0	0	0	0	0	0	0	0	0	2	0
AGG ASLT W ATMPT TO	2	0	3	0	1	0	6	0	0	0	0	0	0	0	0	0	0	0	6	0
AGGRAV CH MOLEST, AT	1	0	0	0	0	0	1	0	0	0	0	0	0	0	0	0	0	0	1	0
MISC OBSCENITY	0	0	1	0	4	0	5	0	0	0	0	0	0	0	0	0	0	0	5	0
DISTRIBUTING OBSCENE	0	0	1	0	2	0	3	0	0	0	1	0	1	0	0	0	2	0	5	0
DISTR MAT DEPICT NUD	0	0	3	0	2	0	5	0	0	0	0	0	0	0	0	0	0	0	5	0
PROV SEX MATER TO MI	0	0	0	0	2	0	2	0	0	0	0	0	0	0	0	0	0	0	2	0
MISC PUBLIC ORDER	0	0	5	0	0	0	5	0	0	0	0	0	3	0	0	0	3	0	8	0
INSURRECTION	0	0	1	0	0	0	1	0	0	0	0	0	0	0	0	0	0	0	1	0
INCITING TO INSURREC	1	0	0	0	2	0	3	0	0	0	0	0	0	0	0	0	0	0	3	0
ADVOC OVERTHROW OF G	0	0	0	0	1	0	1	0	0	0	0	0	0	0	0	0	0	0	1	0
FALSE SWEARNG WRITTN	5	0	38	0	18	0	61	0	3	0	23	0	7	0	0	0	33	0	94	0

(continued)

Probationer Statistical Profile

Sample: Active & admin probationers, not in facilities
Act probationers 07/20/2004

Requestor: Nancy Phillips, Statistician

Most serious offense by current age & sex (continued)

Most serious offense	Men				Women				Grand Total	%
	age 00-21	age 22-39	age 40-98	age UNKWN	age 00-21	age 22-39	age 40-98	age UNKWN		
ABUSE OF GOVT OFFICE	0	0	1	0	0	0	0	0	1	0
BRIBERY GOVT OFFICER	0	13	11	0	0	6	2	0	8	32
VIOL OATH PUBLIC OFF	0	4	3	0	0	1	1	0	2	9
INFLUENCE LEGISLATIV	0	0	1	0	0	0	0	0	0	1
INFLUENCE GOVT OFFIC	0	3	0	0	0	0	0	0	0	3
DEFRAUDING STATE	0	11	28	0	0	138	89	0	227	266
FALSE CERTIFICATES	1	8	4	0	0	8	0	0	8	21
INFLUENCING WITNESS	4	11	3	0	0	7	1	0	8	26
OBSTR OF LAW ENF OFF	183	1280	509	0	40	246	123	0	409	2381
TAMPERING WITH EVIDE	0	1	1	0	0	1	0	0	1	3
MISC JUDICIAL PROCEE	0	0	1	0	1	1	0	0	2	3
PERJURY	1	12	14	0	3	20	8	0	31	58
FALSE SWEARING	1	20	5	0	2	21	7	0	30	56
SUBORNATION OF PERJU	0	0	0	0	0	2	0	0	2	2
IMPERSONATION	1	3	1	0	0	10	1	0	11	16
IMPERSONATING OFFICE	4	35	30	0	0	6	2	0	8	77
BARRATRY	1	4	0	0	0	1	1	0	2	7
EMBRACERY	0	1	0	0	0	1	0	0	1	2
FALSE STATEMENTS GOV	23	97	50	0	11	95	34	0	140	310
UNAUTH REPRESENTN PEAC	0	0	1	0	0	0	0	0	0	1
IMPERSNTNG IN LEGAL	1	4	0	0	0	3	0	0	3	8
ESCAPE	6	93	46	0	1	17	8	0	26	171
AIDING ESCAPE	1	4	2	0	1	7	2	0	10	17
HINDERING APPREH OR	8	43	17	0	8	43	17	0	68	136
COMPOUNDING A CRIME	0	3	1	0	0	1	1	0	2	6
MUTINY IN PENAL INST	1	0	2	0	0	0	0	0	0	3
BAIL JUMPING	0	30	12	0	1	4	1	0	6	48
ATMPT ESCAPE	1	1	0	0	0	0	0	0	0	2
FALSE PUBLIC ALARM	11	19	5	0	1	4	3	0	8	43
CRMNL INTERFERE GOVT	65	203	82	0	4	22	18	0	44	394
MISC GAMBLING/RELATE	0	1	1	0	0	0	1	0	1	3
COMMERICAL GAMBLING	0	5	19	0	1	1	8	0	10	34
BRIBERY OF CONTESTAN	0	3	0	0	0	2	0	0	2	5
SOLICIT/ACCEPTING BR	0	1	1	0	0	1	0	0	1	3
GAMBLING ACT ON BUSI	0	0	3	0	0	1	0	0	1	4

(continued)

Probationer Statistical Profile

Sample: Active & admin probationers, not in facilities
Act probationers 07/20/2004

Requestor: Nancy Phillips, Statistician

Most serious offense by current age & sex (continued)

Most serious offense	Men						Women						Grand Total	%
	age 00-21	age 22-39	age 40-98	age UNKWN	Men Total	Men %	age 00-21	age 22-39	age 40-98	age UNKWN	Women Total	Women %		
DOGFIGHTING	0	13	3	0	16	0	0	1	0	0	1	17		
LOTTERY VIOLATION	3	6	3	0	12	1	8	0	0	0	9	21		
BUS HIJACKING	1	1	0	0	2	0	0	0	0	0	0	2		
BOARDING BUS W/CONCL	0	1	0	0	1	0	1	0	0	0	1	2		
REMOVAL BAGGAGE,CARG	0	3	0	0	3	0	0	0	0	0	0	3		
CRUELTY TO CHILDREN	21	567	361	0	949	12	431	162	0	605	1554			
ATMPT CRUELTY TO CHI	0	0	0	0	0	0	1	0	0	1	1			
SEX EXPLOITATION CHI	3	29	32	0	64	0	5	2	0	7	71			
ABANDONMENT OF CHILD	0	31	34	0	65	0	1	1	0	2	67			
UNLWFL AD ADOPT CHIL	0	0	0	0	0	0	1	0	0	1	1			
CNTRBTNG DELINQENCY	2	9	2	0	13	0	5	1	0	6	19			
MISC WEAPON/EXPLOSIV	14	26	10	0	50	1	3	0	0	4	54			
CARRY CONCEALED WEAP	17	54	7	0	78	3	0	1	0	4	82			
CARRY PISTL WITHOUT	0	2	1	0	3	0	0	0	0	0	3			
ALTER PISTL LICENSE	0	1	0	0	1	0	0	0	0	0	1			
MACHINE GUN ACTIVITI	0	0	1	0	1	0	0	0	0	0	1			
POSS OF FIREARM DUR	54	607	260	0	921	5	45	47	0	97	1018			
POSS OF CERTAIN WEAP	23	101	54	0	178	2	6	3	0	11	189			
POSS FIREARM CONVCT	25	1126	1014	0	2165	1	70	53	0	124	2289			
CARRY WEAPON AT SCHO	72	50	6	0	128	21	6	1	0	28	156			
GUARD LINE WITH WEAP	0	3	0	0	3	0	4	1	0	5	8			
POSS WEAPON BY PRISO	0	6	0	0	6	1	1	0	0	2	8			
MISUSE FIREARM HUNTI	0	2	3	0	5	0	0	0	0	0	5			
CRUELTY TO ANIMALS	3	6	1	0	10	0	0	0	0	0	10			
AGGRAV CRUELTY TO AN	0	2	3	0	5	0	0	0	0	0	5			
MISC INVASION OF PRI	0	4	3	0	7	0	0	1	0	1	8			
EAVESDROP & SURVEILL	1	8	10	0	19	0	0	0	0	0	19			
PEEPING TOM	7	71	44	0	122	0	0	0	0	0	122			
P/S/D OF EAVESDROP D	0	0	1	0	1	0	0	0	0	0	1			
RACKETEERING	2	16	23	0	41	1	13	10	0	24	65			
S/D NARCOTICS OPIATE	15	281	171	0	467	7	53	53	0	113	580			
S/D DEP STIM CNTRF D	36	290	140	0	466	5	73	42	0	120	586			
S/D OF LSD	2	23	3	0	28	0	1	1	0	2	30			
S/D OF MARIJUANA	371	1911	473	0	2755	23	244	122	0	389	3144			
S/D OF ALCOHOLIC IN	0	1	1	0	2	0	0	0	0	0	2			

(continued)

Probationer Statistical Profile

Sample: Active & admin probationers, not in facilities
Act probationers 07/20/2004

Requestor: Nancy Phillips, Statistician

Most serious offense by current age & sex (continued)

Most serious offense	M e n							W o m e n							Grand Total	%
	age 00-21	age 22-39	age 40-98	age UNKWN	Men Total	age 00-21	age 22-39	age 40-98	age UNKWN	Women Total						
POSS NARCOTICS OPIAT	60	487	282	0	829	21	122	112	0	255	1084	1				
POSS DEP STIM CNTRF	111	763	365	0	1239	48	322	164	0	534	1773	1				
POSS OF LSD	4	52	4	0	60	0	4	2	0	6	66	0				
POSS OF MARIJUANA	297	1482	461	0	2240	34	223	100	0	357	2597	2				
ILLEGAL POSS/MANF LI	0	4	4	0	8	0	1	0	0	1	9	0				
ILLEGAL ATTM TO OBT	1	58	56	0	115	3	99	92	0	194	309	0				
VIOL GA CNTRL SBST A	1228	9213	4426	0	14867	280	2519	1557	0	4356	19223	15				
VIOL DNGROUS DRGS AC	10	67	29	0	106	0	30	15	0	45	151	0				
UNLWFL MFG/DEL/DIST	12	51	44	0	107	1	10	4	0	15	122	0				
POSS DRUG RELATED MA	5	34	24	0	63	2	14	9	0	25	88	0				
S/D CONT SUB PUBLIC	9	77	20	0	106	1	13	10	0	24	130	0				
S/D CONT SUB SCHOOL	14	61	9	0	84	1	12	1	0	14	98	0				
S/D COCAINE	247	2384	935	0	3566	23	314	238	0	575	4141	3				
POSS OF COCAINE	566	4274	2601	0	7441	67	855	653	0	1575	9016	7				
ATMPT VIOL SUBSTANCE	9	150	137	0	296	2	79	80	0	161	457	0				
MISC DRUGS TRAFFICKI	3	54	31	0	88	1	17	4	0	22	110	0				
TRAF COCAINE LESS 20	0	96	81	0	177	2	14	18	0	34	211	0				
TRAF COCAINE 201-400	2	22	21	0	45	1	5	2	0	8	53	0				
TRAF COCAINE 401+ GM	1	8	13	0	22	0	0	2	0	2	24	0				
TRAF NARCOTIC LESS 1	0	1	1	0	2	0	1	0	0	1	3	0				
TRAF NARCOTIC 15-28	0	3	0	0	3	0	0	1	0	1	4	0				
TRAF NARCOTIC 29+ GM	0	2	1	0	3	0	0	1	0	1	4	0				
TRAF MARIJNA 101-200	0	17	18	0	35	1	5	2	0	8	43	0				
TRAF MARIJNA 2001-10	0	4	0	0	4	0	1	0	0	1	5	0				
TRAF MARIJNA 10001+	0	4	1	0	5	0	0	1	0	1	6	0				
TRAF METHAQUALONE< 4	0	4	7	0	11	0	4	2	0	6	17	0				
TRAF METHAQUALONE>=4	0	3	1	0	4	0	1	1	0	2	6	0				
TRAF AMPHTMINE 28-19	0	11	7	0	18	0	3	1	0	4	22	0				
TRAF AMPHTMINE 200-3	2	3	6	0	11	0	0	1	0	1	12	0				
CNSPIRE TRAFFIC CNTR	0	2	1	0	3	0	2	1	0	3	6	0				
TRANSACTIONS DRUG OB	0	0	0	0	0	0	1	0	0	1	1	0				
TRANSACTIONS CNTRFT	0	2	1	0	3	0	1	0	0	1	4	0				
USE COMM FACLTY VIO	2	7	10	0	19	2	4	5	0	11	30	0				
ATT/CONSPRCY COMMT C	2	31	15	0	48	1	16	16	0	33	81	0				
UNAUTH DIST CONTRLLD	0	3	7	0	10	0	3	1	0	4	14	0				

(continued)

Probationer Statistical Profile

Sample: Active & admin probationers, not in facilities
Act probationers 07/20/2004

Requestor: Nancy Phillips, Statistician

Most serious offense by current age & sex (continued)

Most serious offense	Men				Women				Grand Total	%
	age 00-21	age 22-39	age 40-98	age UNKWN	age 00-21	age 22-39	age 40-98	age UNKWN		
ILLGL DIST CONTRLLD	0 0	10 0	7 0	0 0	0 0	2 0	0 0	0 0	2 0	19 0
VIOL MOTOR VEHICLE L	8 0	128 0	114 0	0 0	1 0	28 0	20 0	0 0	49 0	299 0
ALTER CAR TITLE	0 0	2 0	3 0	0 0	0 0	0 0	0 0	0 0	0 0	5 0
CHOP SHOP VIOLATION	0 0	0 0	1 0	0 0	0 0	0 0	0 0	0 0	0 0	1 0
DRVNG HABTL VIOLATOR	4 0	543 1	855 3	0 0	1 0	32 0	79 1	0 0	112 0	1514 1
HABIT TRAF VOIL/IMPA	0 0	117 0	166 1	0 0	0 0	10 0	15 0	0 0	25 0	308 0
HABIT TRAF VIOL/OTHE	0 0	144 0	190 1	0 0	0 0	7 0	11 0	0 0	18 0	352 0
TAMPER STAMPS	0 0	0 0	0 0	0 0	0 0	0 0	1 0	0 0	1 0	1 0
DSTL ALCOHOL BEVERAG	0 0	0 0	1 0	0 0	0 0	0 0	0 0	0 0	0 0	1 0
POSS UNAUTHORIZED ST	0 0	0 0	0 0	0 0	0 0	1 0	0 0	0 0	1 0	1 0
POSS CONTRABAND ARTI	1 0	2 0	2 0	0 0	0 0	3 0	2 0	0 0	5 0	10 0
TRNSPRT CONTRABAND A	0 0	2 0	0 0	0 0	1 0	3 0	2 0	0 0	6 0	8 0
CONCEAL CONTRABAND	1 0	1 0	0 0	0 0	0 0	0 0	0 0	0 0	0 0	2 0
CONVYNCE HANDLE CONT	1 0	0 0	0 0	0 0	0 0	0 0	0 0	0 0	0 0	1 0
MISC MRALS/PBLIC H/S	2 0	4 0	6 0	0 0	0 0	0 0	1 0	0 0	1 0	13 0
VIOL GAME AND FISH L	0 0	0 0	1 0	0 0	0 0	0 0	0 0	0 0	0 0	1 0
MISC CORRECTIONL INS	2 0	10 0	3 0	0 0	1 0	7 0	4 0	0 0	12 0	27 0
VIOLATN OTHR STATES	28 0	207 0	104 0	0 0	4 0	79 0	33 0	0 0	116 0	455 0
CONSPIRACY	102 1	686 1	413 1	0 0	23 1	166 1	102 1	0 0	291 1	1492 1
INTERMARRIAGE CLOSE	168 2	1408 2	946 3	0 0	40 2	328 2	218 2	0 0	586 2	3108 2
CRMNL ATMPT	671 7	4354 7	2203 7	0 0	77 4	865 5	467 5	0 0	1409 5	8637 7
AIRCRAFT HIJACKING	112 1	503 1	252 1	0 0	17 1	151 1	71 1	0 0	239 1	1106 1
UNAUTH DIST RECRD DE	356 4	1782 3	861 3	0 0	57 3	616 4	297 3	0 0	970 3	3969 3
NONPYMT AGR NVL STOR	147 2	909 2	473 2	0 0	54 3	285 2	159 2	0 0	498 2	2027 2
CRMNL SOLICITATION	218 2	1346 2	682 2	0 0	55 3	371 2	175 2	0 0	601 2	2847 2
PARTY TO A CRIME	355 4	1588 3	916 3	0 0	74 4	598 3	285 3	0 0	957 3	3816 3
CRMNL TRESPASSING	155 2	1443 2	845 3	0 0	46 2	508 3	259 3	0 0	813 3	3256 3
HIRE JUVENILE SELL D	273 3	848 1	387 1	0 0	83 4	367 2	139 2	0 0	589 2	2097 2
GANG PARTICIPATION	678 7	4568 8	2361 8	0 0	124 6	1300 8	755 9	0 0	2179 8	9786 8

(continued)

Probationer Statistical Profile

Sample: Active & admin probationers, not in facilities
Act probationers 07/20/2004

Requestor: Nancy Phillips, Statistician

Most serious offense by current age & sex (continued)

Most serious offense	M e n					W o m e n					Grand Total %
	age 00-21 %	age 22-39 %	age 40-98 %	age UNKWN %	Men Total %	age 00-21 %	age 22-39 %	age 40-98 %	age UNKWN %	Women Total %	
Total reported	12826	78337	41567	0	132730	2627	22868	11748	0	37243	169973
Percent Reported	133.0	132.5	132.6		132.6	132.3	131.4	132.4		131.8	132.4
NOT REPORTED	127	863	426	0	1416	33	320	151	0	504	1920
Total	9647	59132	31356	0	100135	1985	17406	8876	0	28267	128402

Probationer Statistical Profile

Sample: Active & admin probationers, not in facilities
Act probationers 07/20/2004

Requestor: Nancy Phillips, Statistician

Most serious crime type by current age & sex

Crime type	Men					Women					Grand Total %
	age 00-21 %	age 22-39 %	age 40-98 %	age UNKWN %	Men Total %	age 00-21 %	age 22-39 %	age 40-98 %	age UNKWN %	Women Total %	
VIOL/PERSN	1018 11	9460 16	5884 19	0 0	16362 16	198 10	2017 12	974 11	0 0	3189 11	19551 15
NVIOL/PERS	148 2	742 1	373 1	0 0	1263 1	29 1	72 0	63 1	0 0	164 1	1427 1
PROPERTY	4471 46	19288 33	8497 27	0 0	32256 32	1114 56	9176 53	3905 44	0 0	14195 50	46451 36
DRUG SALES	720 7	5379 9	2026 6	0 0	8125 8	69 3	800 5	530 6	0 0	1399 5	9524 7
DRUG POSSN	2294 24	16633 28	8406 27	0 0	27333 27	458 23	4277 25	2794 31	0 0	7529 27	34862 27
ALCOHOL	4 0	6 0	7 0	0 0	17 0	0 0	2 0	0 0	0 0	2 0	19 0
HABIT/DUI	19 0	993 2	1393 4	0 0	2405 2	3 0	87 0	134 2	0 0	224 1	2629 2
SEX OFFEND	467 5	2729 5	2475 8	0 0	5671 6	16 1	132 1	62 1	0 0	210 1	5881 5
OTHER	506 5	3902 7	2295 7	0 0	6703 7	98 5	843 5	414 5	0 0	1355 5	8058 6
Total reported	9647	59132	31356	0	100135	1985	17406	8876	0	28267	128402
Percent Reported	100.0	100.0	100.0		100.0	100.0	100.0	100.0		100.0	100.0
NOT REPORTED	0	0	0	0	0	0	0	0	0	0	0
Total	9647	59132	31356	0	100135	1985	17406	8876	0	28267	128402