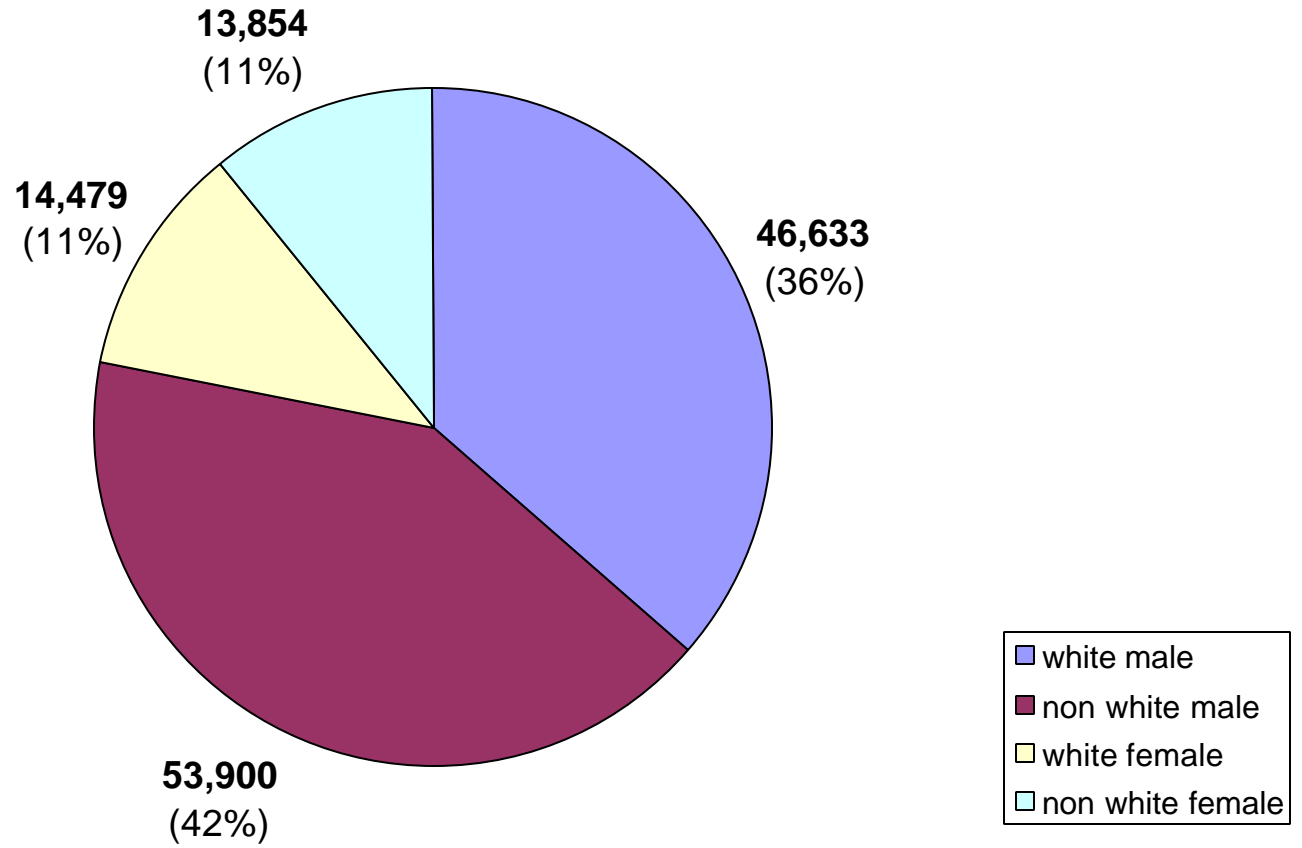
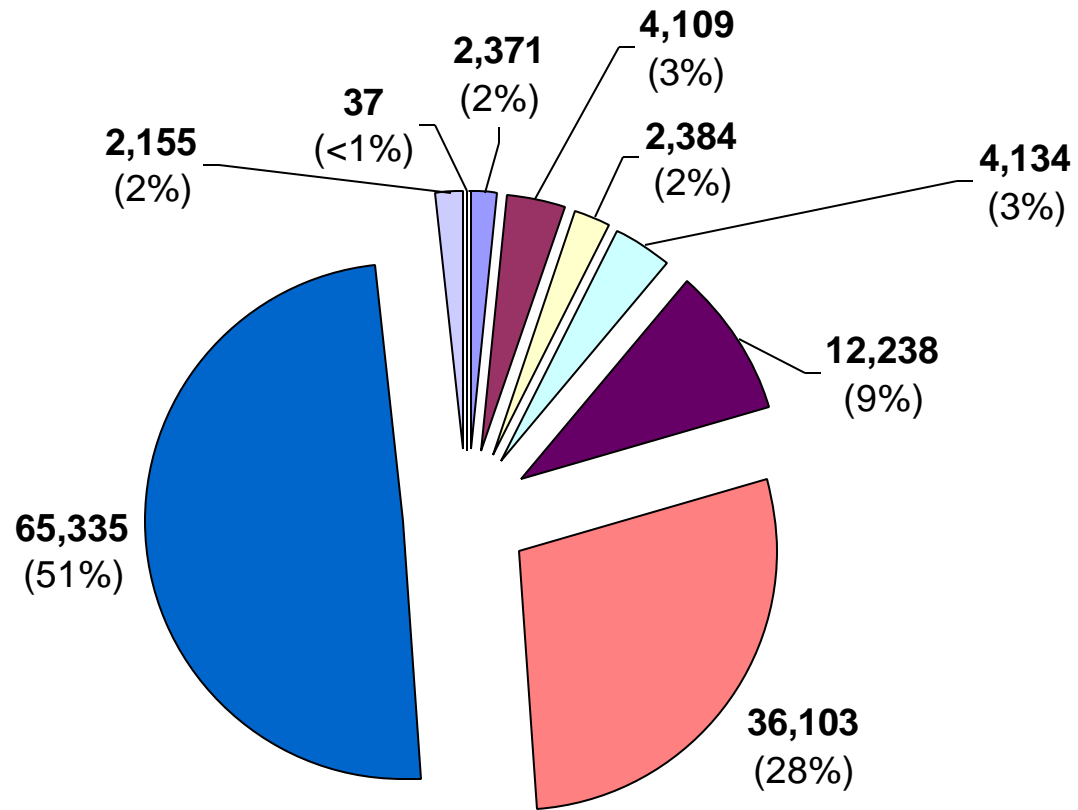


Active Probationers by Race & Gender

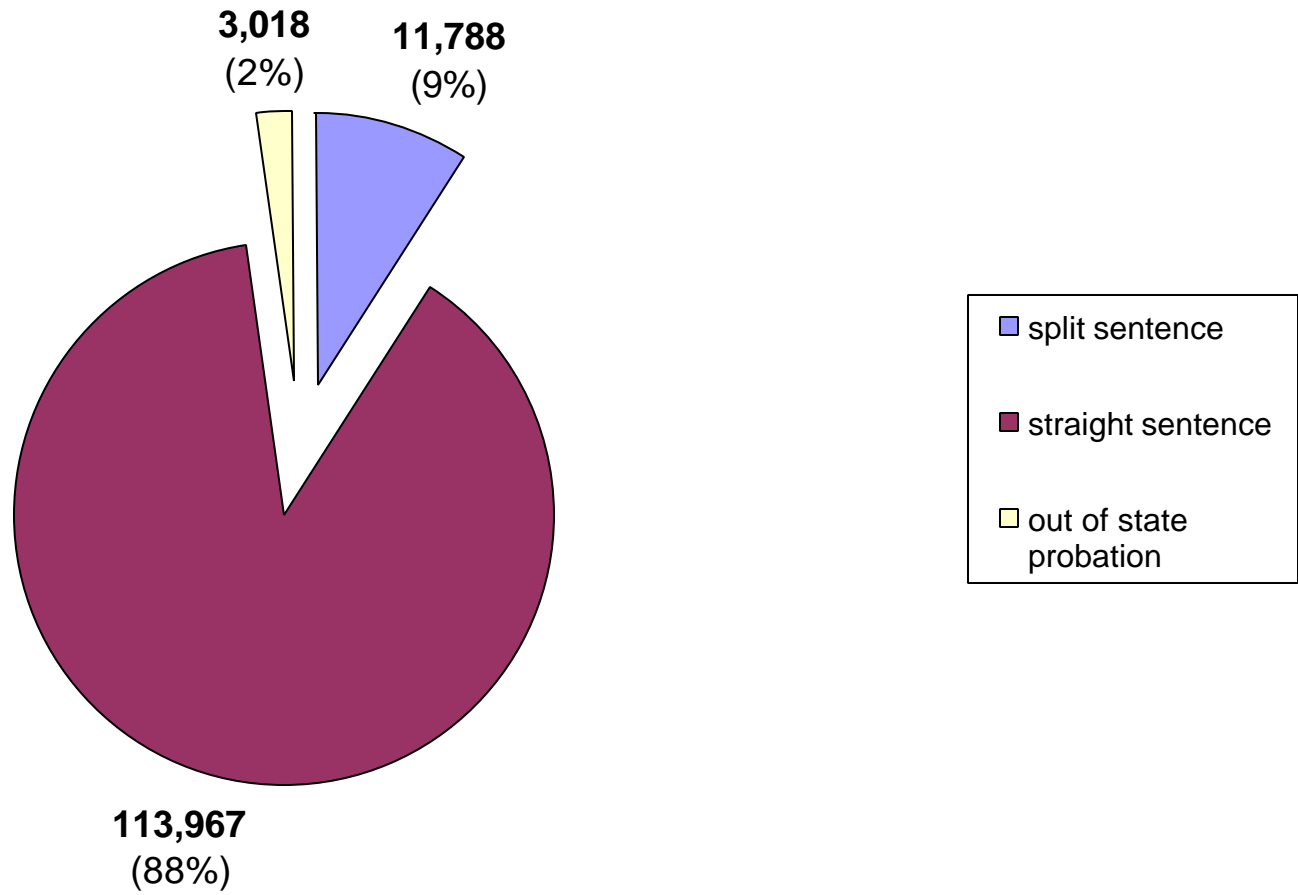


Active Probationers by Current Supervision Level

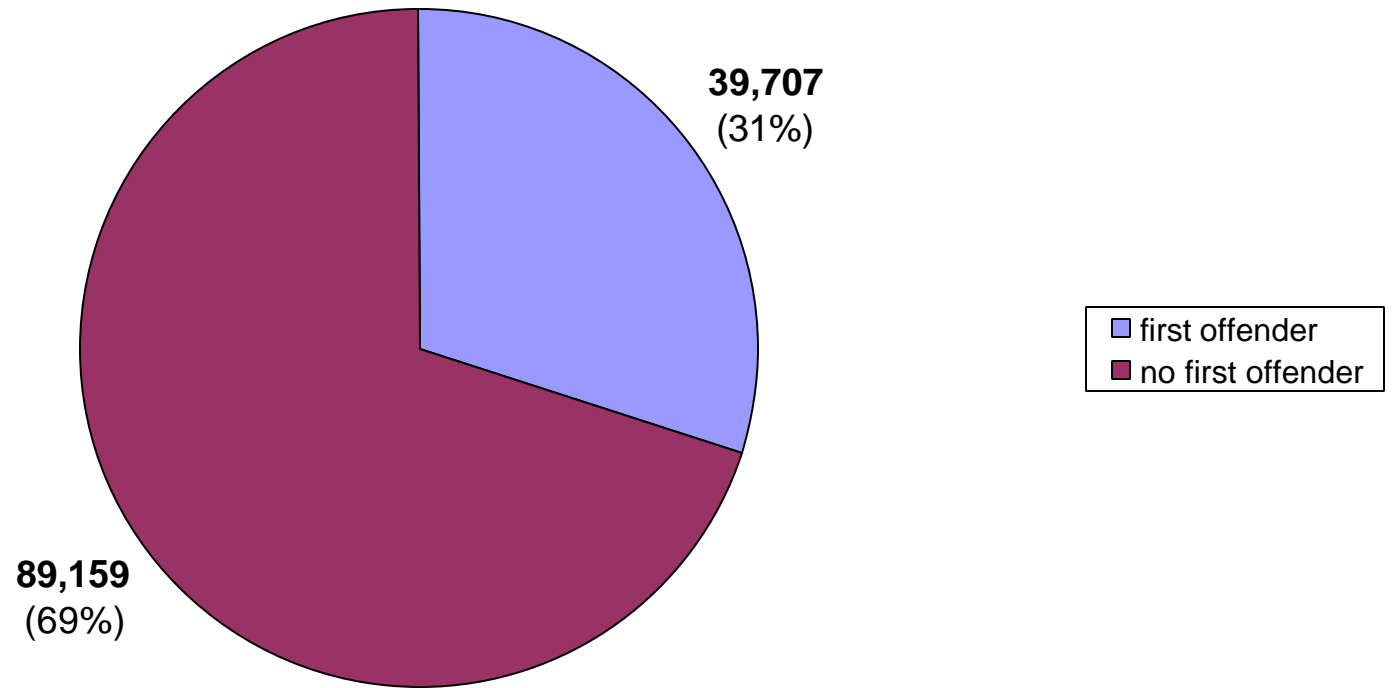


■ unsupervised ■ intensive □ maximum □ high ■ medium ■ standard ■ administrative □ unclassified ■ other

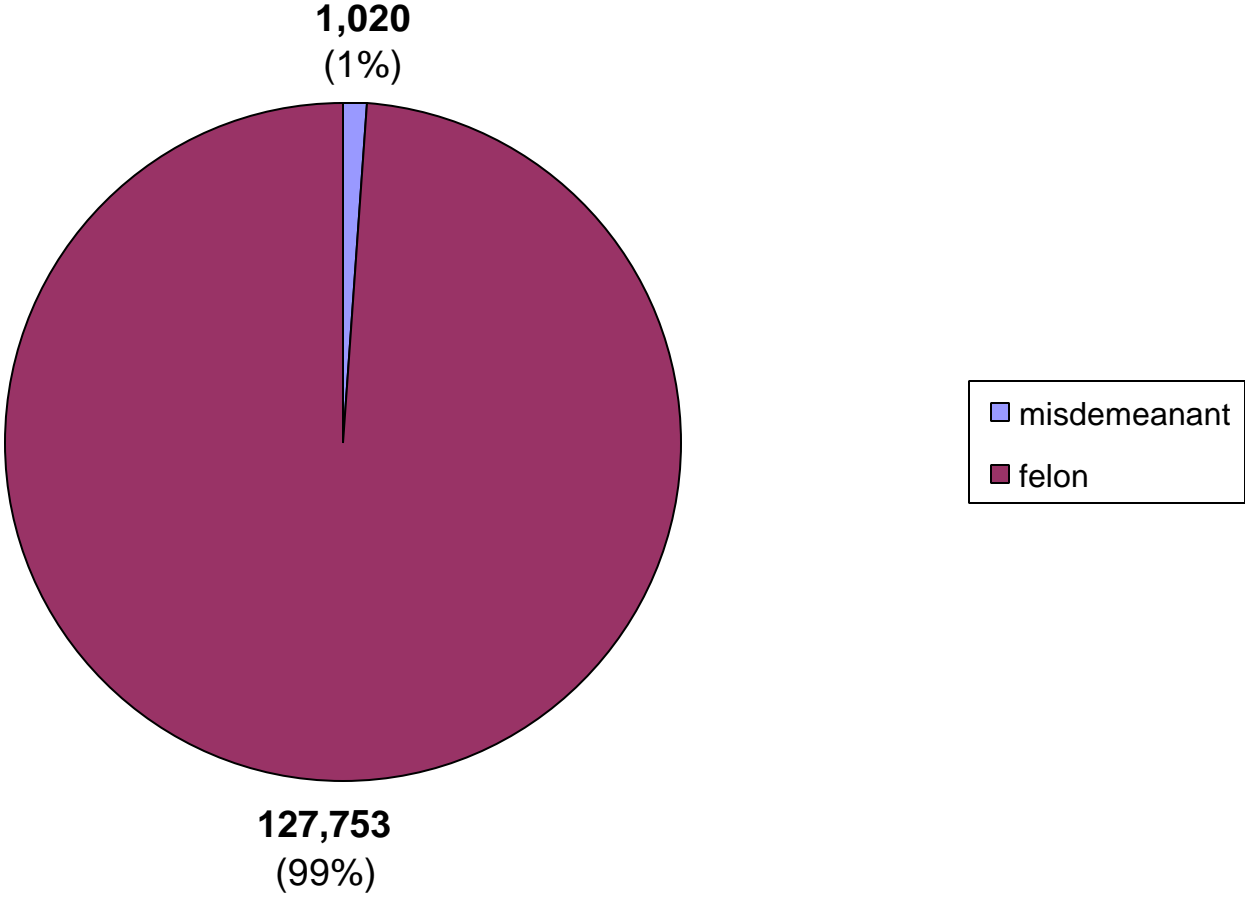
Active Probationers by Case Type



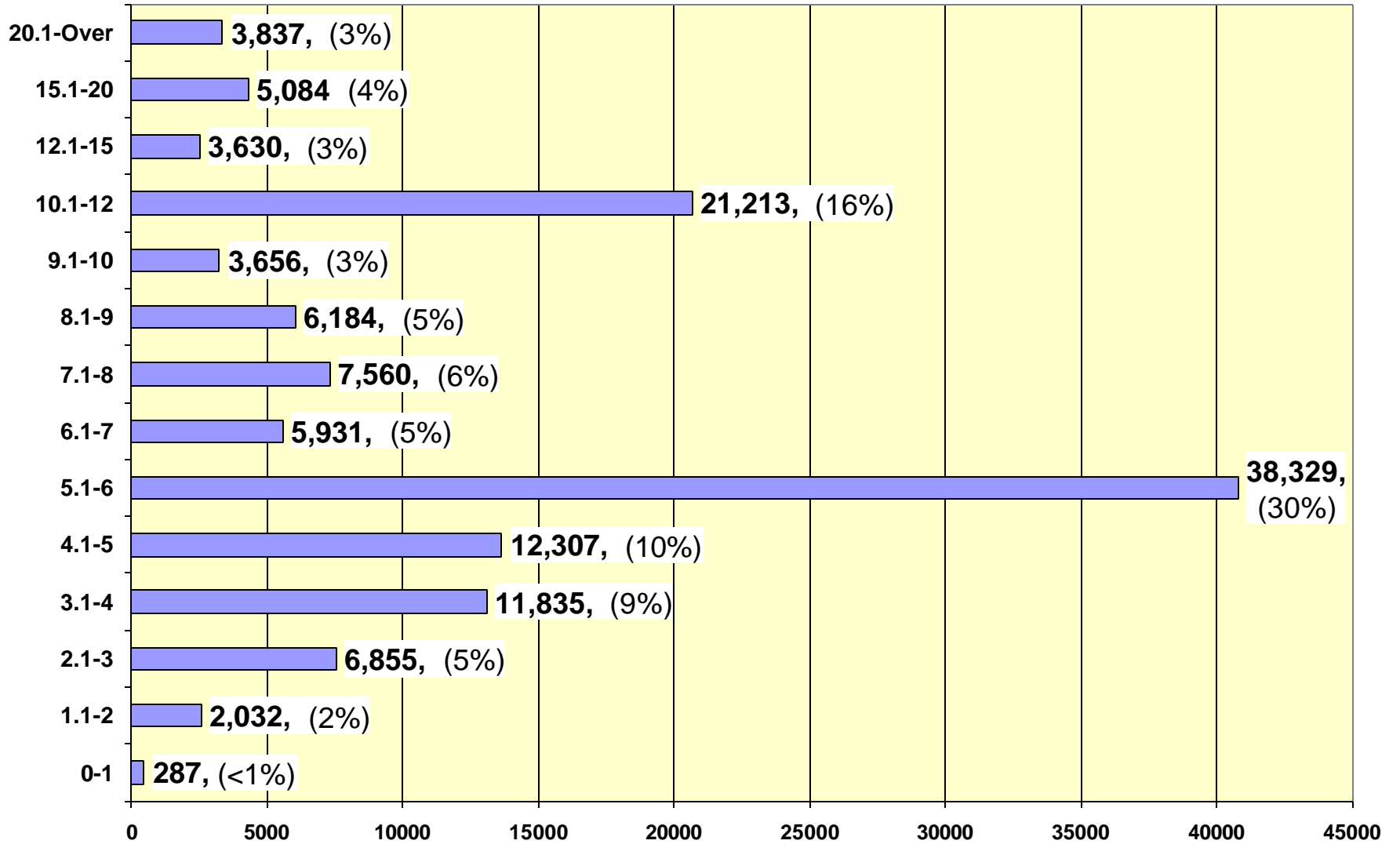
Active Probationers by Offender Status



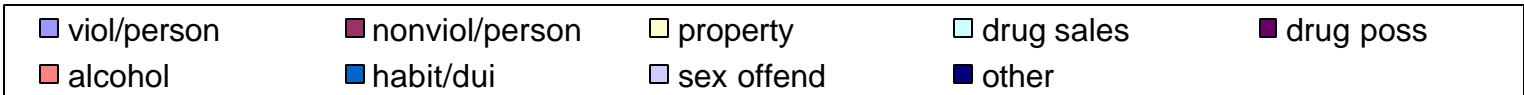
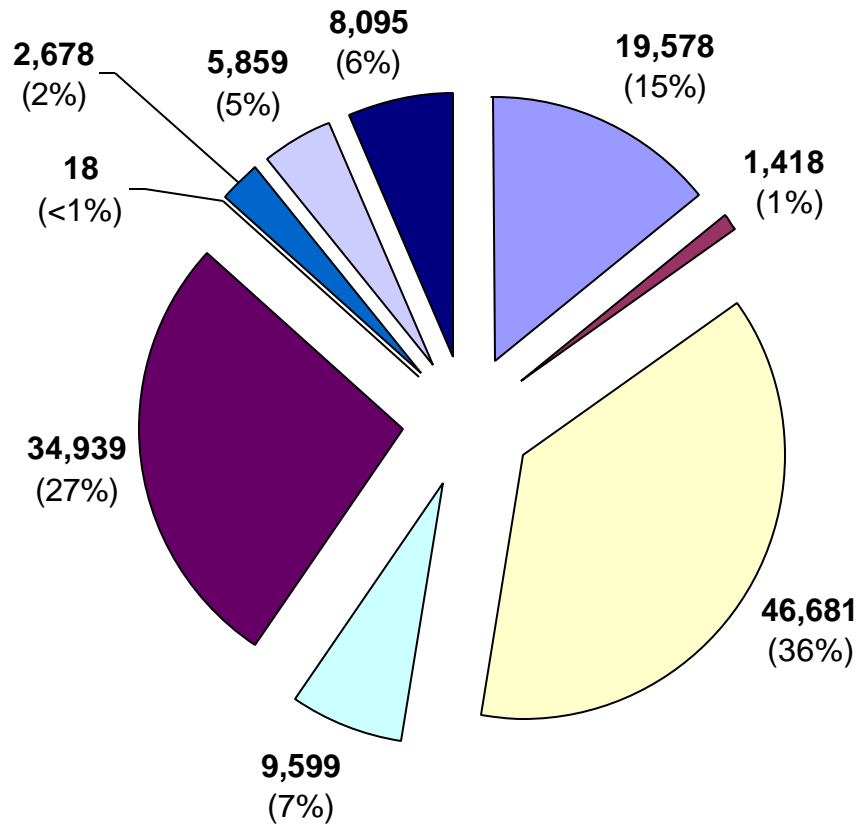
Active Probationers by Sentence Type



Active Probationers by Sentence Length



Active Probationers by Crime Type



Probationer Statistical Profile

Table of contents for Active & admin probationers, not in facilities

Title	Page
-----	-----
Race and sex	2
Current supervision type	3
County of conviction	4
Circuit of conviction	9
Circuit of supervision	11
Sentence length in years	13
Time served in years	14
Time left to serve	15
Case type	16
Release type	17
First offender status	18
Type probationer	19
Most serious crime by group	20
Most serious offense	21
Most serious crime type	32

Probationer Statistical Profile

Sample: Active & admin probationers, not in facilities
Act probationers 06/30/2004

Requestor: Nancy Phillips, Statistician

Race and sex by current age & sex

Race and sex	M e n				W o m e n				Grand Total %		
	age 00-21 %	age 22-39 %	age 40-98 %	age UNKWN %	Men Total %	age 00-21 %	age 22-39 %	age 40-98 %		age UNKWN %	Women Total %
WHITE MALE	4316 45	26427 44	15890 51	0 0	46633 46	0 0	0 0	0 0	0 0	0 0	46633 36
NON WHITE MALE	5357 55	33030 56	15513 49	0 0	53900 54	0 0	0 0	0 0	0 0	0 0	53900 42
WHITE FEMALE	0 0	0 0	0 0	0 0	0 0	1001 51	8565 49	4913 55	0 0	14479 51	14479 11
NON WHITE FEMALE	0 0	0 0	0 0	0 0	0 0	976 49	8919 51	3959 45	0 0	13854 49	13854 11
Total reported	9673	59457	31403	0	100533	1977	17484	8872	0	28333	128866
Percent Reported	100.0	100.0	100.0		100.0	100.0	100.0	100.0		100.0	100.0
NOT REPORTED	0	0	0	0	0	0	0	0	0	0	0
Total	9673	59457	31403	0	100533	1977	17484	8872	0	28333	128866
AVERAGE W-AGE	19.89	29.57	47.88	.00	34.36	20.00	30.26	46.47	.00	34.62	34.41

*** Average age excludes missing dates of birth

Probationer Statistical Profile

Sample: Active & admin probationers, not in facilities
Act probationers 06/30/2004

Requestor: Nancy Phillips, Statistician

Current supervision type by current age & sex

Curr supv type	M e n							W o m e n							Grand Total %
	age 00-21 %	age 22-39 %	age 40-98 %	age UNKWN %	Men Total %	age 00-21 %	age 22-39 %	age 40-98 %	age UNKWN %	Women Total %					
UNSUPERVISED	56 1	1157 2	703 2	0 0	1916 2	10 1	265 2	180 2	0 0	455 2	2371 2				
WARRANT	0 0	1 0	0 0	0 0	1 0	0 0	0 0	0 0	0 0	0 0	1 0				
BC AFTERCARE	0 0	0 0	0 0	0 0	0 0	0 0	0 0	0 0	0 0	0 0	0 0				
HOME CONFINEMENT	0 0	0 0	0 0	0 0	0 0	0 0	0 0	0 0	0 0	0 0	0 0				
INTENSIVE	728 8	1870 3	691 2	0 0	3289 3	97 5	504 3	219 2	0 0	820 3	4109 3				
MAXIMUM	150 2	1162 2	746 2	0 0	2058 2	19 1	186 1	121 1	0 0	326 1	2384 2				
HIGH	346 4	2078 3	1036 3	0 0	3460 3	39 2	399 2	236 3	0 0	674 2	4134 3				
MEDIUM	1302 13	5716 10	2826 9	0 0	9844 10	215 11	1573 9	606 7	0 0	2394 8	12238 9				
STANDARD	4525 47	15091 25	7358 23	0 0	26974 27	1144 58	5735 33	2250 25	0 0	9129 32	36103 28				
ADMINISTRATIVE	2370 25	31273 53	17483 56	0 0	51126 51	438 22	8625 49	5146 58	0 0	14209 50	65335 51				
FINANCIAL	0 0	1 0	35 0	0 0	36 0	0 0	0 0	0 0	0 0	0 0	36 0				
OBSOLETE CODES	0 0	0 0	0 0	0 0	0 0	0 0	0 0	0 0	0 0	0 0	0 0				
UNCLASSIFIED	196 2	1108 2	525 2	0 0	1829 2	15 1	197 1	114 1	0 0	326 1	2155 2				
Total reported	9673	59457	31403	0	100533	1977	17484	8872	0	28333	128866				
Percent Reported	100.0	100.0	100.0		100.0	100.0	100.0	100.0		100.0	100.0				
NOT REPORTED	0	0	0	0	0	0	0	0	0	0	0				
Total	9673	59457	31403	0	100533	1977	17484	8872	0	28333	128866				

Probationer Statistical Profile

Sample: Active & admin probationers, not in facilities
Act probationers 06/30/2004

Requestor: Nancy Phillips, Statistician

County of conviction by current age & sex

County	M e n						W o m e n						Grand									
	age 00-21	%	age 22-39	%	age 40-98	age UNKWN	Men Total	%	age 00-21	%	age 22-39	%	age 40-98	age UNKWN	Women Total	%	Total	%				
Appling	23	0	142	0	62	0	0	0	227	0	5	0	33	0	9	0	0	0	47	0	274	0
Atkinson	19	0	79	0	39	0	0	0	137	0	2	0	18	0	9	0	0	0	29	0	166	0
Bacon	11	0	62	0	28	0	0	0	101	0	1	0	11	0	6	0	0	0	18	0	119	0
Baker	1	0	37	0	18	0	0	0	56	0	0	0	3	0	2	0	0	0	5	0	61	0
Baldwin	80	1	540	1	270	1	0	0	890	1	9	0	134	1	85	1	0	0	228	1	1118	1
Banks	17	0	99	0	81	0	0	0	197	0	3	0	44	0	23	0	0	0	70	0	267	0
Barrow	43	0	267	0	191	1	0	0	501	0	10	1	114	1	55	1	0	0	179	1	680	1
Bartow	103	1	954	2	544	2	0	0	1601	2	26	1	321	2	154	2	0	0	501	2	2102	2
Ben Hill	23	0	171	0	105	0	0	0	299	0	5	0	56	0	28	0	0	0	89	0	388	0
Berrien	26	0	135	0	93	0	0	0	254	0	11	1	39	0	18	0	0	0	68	0	322	0
Bibb	235	2	1624	3	857	3	0	0	2716	3	39	2	512	3	253	3	0	0	804	3	3520	3
Bleckley	29	0	132	0	55	0	0	0	216	0	4	0	47	0	18	0	0	0	69	0	285	0
Brantley	13	0	48	0	42	0	0	0	103	0	1	0	18	0	5	0	0	0	24	0	127	0
Brooks	28	0	134	0	55	0	0	0	217	0	3	0	22	0	14	0	0	0	39	0	256	0
Bryan	19	0	91	0	44	0	0	0	154	0	3	0	23	0	12	0	0	0	38	0	192	0
Bulloch	112	1	477	1	162	1	0	0	751	1	20	1	133	1	37	0	0	0	190	1	941	1
Burke	30	0	126	0	56	0	0	0	212	0	2	0	29	0	14	0	0	0	45	0	257	0
Butts	27	0	200	0	134	0	0	0	361	0	7	0	50	0	29	0	0	0	86	0	447	0
Calhoun	5	0	72	0	34	0	0	0	111	0	0	0	15	0	12	0	0	0	27	0	138	0
Camden	44	0	251	0	99	0	0	0	394	0	10	1	55	0	31	0	0	0	96	0	490	0
Candler	9	0	69	0	39	0	0	0	117	0	1	0	25	0	15	0	0	0	41	0	158	0
Carroll	80	1	479	1	224	1	0	0	783	1	22	1	152	1	88	1	0	0	262	1	1045	1
Catoosa	56	1	331	1	156	0	0	0	543	1	18	1	115	1	62	1	0	0	195	1	738	1
Charlton	7	0	42	0	32	0	0	0	81	0	2	0	11	0	5	0	0	0	18	0	99	0
Chatham	311	3	1696	3	835	3	0	0	2842	3	93	5	598	3	308	3	0	0	999	4	3841	3
Chattahoochee	3	0	27	0	14	0	0	0	44	0	1	0	8	0	2	0	0	0	11	0	55	0
Chattooga	25	0	222	0	113	0	0	0	360	0	12	1	58	0	32	0	0	0	102	0	462	0
Cherokee	149	2	920	2	475	2	0	0	1544	2	53	3	279	2	159	2	0	0	491	2	2035	2
Clarke	139	1	635	1	292	1	0	0	1066	1	15	1	179	1	64	1	0	0	258	1	1324	1
Clay	4	0	43	0	25	0	0	0	72	0	1	0	8	0	4	0	0	0	13	0	85	0
Clayton	259	3	840	1	396	1	0	0	1495	1	80	4	369	2	140	2	0	0	589	2	2084	2
Clinch	10	0	97	0	62	0	0	0	169	0	3	0	35	0	16	0	0	0	54	0	223	0
Cobb	693	7	4628	8	2376	8	0	0	7697	8	126	6	1317	8	752	8	0	0	2195	8	9892	8
Coffee	29	0	256	0	133	0	0	0	418	0	5	0	59	0	36	0	0	0	100	0	518	0

(continued)

Probationer Statistical Profile

Sample: Active & admin probationers, not in facilities
Act probationers 06/30/2004

Requestor: Nancy Phillips, Statistician

County of conviction by current age & sex (continued)

County	M e n							W o m e n							Grand Total %							
	age 00-21	%	age 22-39	%	age 40-98	%	UNKWN	Men Total %	age 00-21	%	age 22-39	%	age 40-98	%		UNKWN	Women Total %					
Colquit	83	1	415	1	208	1	0	0	706	1	15	1	111	1	41	0	0	0	167	1	873	1
Columbia	68	1	308	1	133	0	0	0	509	1	7	0	83	0	59	1	0	0	149	1	658	1
Cook	32	0	248	0	146	0	0	0	426	0	2	0	50	0	44	0	0	0	96	0	522	0
Coweta	108	1	427	1	218	1	0	0	753	1	20	1	172	1	72	1	0	0	264	1	1017	1
Crawford	16	0	63	0	33	0	0	0	112	0	2	0	8	0	10	0	0	0	20	0	132	0
Crisp	47	0	286	0	142	0	0	0	475	0	19	1	106	1	41	0	0	0	166	1	641	0
Dade	33	0	177	0	81	0	0	0	291	0	3	0	62	0	21	0	0	0	86	0	377	0
Dawson	21	0	129	0	92	0	0	0	242	0	7	0	56	0	37	0	0	0	100	0	342	0
Decatur	35	0	324	1	198	1	0	0	557	1	6	0	118	1	49	1	0	0	173	1	730	1
DeKalb	488	5	2640	4	1294	4	0	0	4422	4	107	5	782	4	332	4	0	0	1221	4	5643	4
Dodge	16	0	123	0	72	0	0	0	211	0	8	0	39	0	22	0	0	0	69	0	280	0
Dooly	21	0	138	0	62	0	0	0	221	0	4	0	32	0	20	0	0	0	56	0	277	0
Dougherty	256	3	1963	3	1128	4	0	0	3347	3	52	3	534	3	276	3	0	0	862	3	4209	3
Douglas	169	2	1398	2	850	3	0	0	2417	2	51	3	506	3	278	3	0	0	835	3	3252	3
Early	26	0	149	0	76	0	0	0	251	0	2	0	47	0	19	0	0	0	68	0	319	0
Echols	0	0	14	0	17	0	0	0	31	0	1	0	1	0	2	0	0	0	4	0	35	0
Effingham	56	1	202	0	97	0	0	0	355	0	14	1	71	0	35	0	0	0	120	0	475	0
Elbert	14	0	183	0	123	0	0	0	320	0	1	0	51	0	27	0	0	0	79	0	399	0
Emanuel	30	0	131	0	60	0	0	0	221	0	3	0	34	0	16	0	0	0	53	0	274	0
Evans	8	0	53	0	26	0	0	0	87	0	6	0	20	0	5	0	0	0	31	0	118	0
Fannin	17	0	153	0	136	0	0	0	306	0	3	0	60	0	31	0	0	0	94	0	400	0
Fayette	62	1	363	1	164	1	0	0	589	1	15	1	158	1	72	1	0	0	245	1	834	1
Floyd	114	1	934	2	591	2	0	0	1639	2	33	2	377	2	190	2	0	0	600	2	2239	2
Forsyth	68	1	413	1	239	1	0	0	720	1	4	0	122	1	66	1	0	0	192	1	912	1
Franklin	21	0	174	0	116	0	0	0	311	0	1	0	42	0	22	0	0	0	65	0	376	0
Fulton	647	7	4279	7	2144	7	0	0	7070	7	75	4	809	5	434	5	0	0	1318	5	8388	7
Gilmer	31	0	227	0	152	0	0	0	410	0	5	0	62	0	49	1	0	0	116	0	526	0
Glascocock	4	0	8	0	7	0	0	0	19	0	0	0	1	0	0	0	0	0	1	0	20	0
Glynn	79	1	586	1	300	1	0	0	965	1	22	1	174	1	89	1	0	0	285	1	1250	1
Gordon	54	1	471	1	288	1	0	0	813	1	17	1	187	1	104	1	0	0	308	1	1121	1
Grady	26	0	240	0	131	0	0	0	397	0	4	0	48	0	31	0	0	0	83	0	480	0
Greene	32	0	219	0	75	0	0	0	326	0	3	0	41	0	20	0	0	0	64	0	390	0
Gwinnett	575	6	3088	5	1441	5	0	0	5104	5	111	6	862	5	425	5	0	0	1398	5	6502	5
Habersham	31	0	177	0	99	0	0	0	307	0	10	1	59	0	27	0	0	0	96	0	403	0
Hall	142	1	808	1	510	2	0	0	1460	1	36	2	313	2	149	2	0	0	498	2	1958	2

(continued)

Probationer Statistical Profile

Sample: Active & admin probationers, not in facilities
Act probationers 06/30/2004

Requestor: Nancy Phillips, Statistician

County of conviction by current age & sex (continued)

County	Men					Women					Grand Total	%										
	age 00-21	age 22-39	age 40-98	age UNKWN	Men Total	age 00-21	age 22-39	age 40-98	age UNKWN	Women Total												
Hancock	11	0	66	0	39	0	0	0	116	0	0	9	0	7	0	0	0	16	0	132	0	
Haralson	15	0	176	0	151	0	0	0	342	0	4	0	46	0	31	0	0	0	81	0	423	0
Harris	36	0	125	0	77	0	0	0	238	0	3	0	28	0	16	0	0	0	47	0	285	0
Hart	12	0	157	0	63	0	0	0	232	0	2	0	27	0	22	0	0	0	51	0	283	0
Heard	8	0	42	0	26	0	0	0	76	0	1	0	12	0	6	0	0	0	19	0	95	0
Henry	185	2	962	2	374	1	0	0	1521	2	33	2	273	2	138	2	0	0	444	2	1965	2
Houston	137	1	793	1	420	1	0	0	1350	1	31	2	279	2	108	1	0	0	418	1	1768	1
Irwin	13	0	83	0	66	0	0	0	162	0	3	0	13	0	8	0	0	0	24	0	186	0
Jackson	56	1	332	1	212	1	0	0	600	1	9	0	117	1	60	1	0	0	186	1	786	1
Jasper	20	0	81	0	58	0	0	0	159	0	2	0	10	0	15	0	0	0	27	0	186	0
Jeff Davis	17	0	121	0	64	0	0	0	202	0	2	0	25	0	13	0	0	0	40	0	242	0
Jefferson	23	0	123	0	58	0	0	0	204	0	1	0	21	0	10	0	0	0	32	0	236	0
Jenkins	18	0	90	0	43	0	0	0	151	0	3	0	25	0	7	0	0	0	35	0	186	0
Johnson	6	0	80	0	29	0	0	0	115	0	0	0	10	0	6	0	0	0	16	0	131	0
Jones	46	0	235	0	130	0	0	0	411	0	7	0	48	0	27	0	0	0	82	0	493	0
Lamar	22	0	193	0	76	0	0	0	291	0	9	0	45	0	15	0	0	0	69	0	360	0
Lanier	10	0	95	0	59	0	0	0	164	0	3	0	12	0	8	0	0	0	23	0	187	0
Laurens	50	1	433	1	233	1	0	0	716	1	6	0	104	1	47	1	0	0	157	1	873	1
Lee	24	0	253	0	125	0	0	0	402	0	12	1	45	0	21	0	0	0	78	0	480	0
Liberty	38	0	171	0	61	0	0	0	270	0	4	0	61	0	23	0	0	0	88	0	358	0
Lincoln	13	0	68	0	34	0	0	0	115	0	1	0	7	0	15	0	0	0	23	0	138	0
Long	13	0	43	0	24	0	0	0	80	0	1	0	6	0	5	0	0	0	12	0	92	0
Lowndes	200	2	1231	2	512	2	0	0	1943	2	48	2	337	2	148	2	0	0	533	2	2476	2
Lumpkin	15	0	172	0	111	0	0	0	298	0	5	0	48	0	25	0	0	0	78	0	376	0
Macon	13	0	135	0	117	0	0	0	265	0	1	0	21	0	18	0	0	0	40	0	305	0
Madison	35	0	157	0	95	0	0	0	287	0	5	0	39	0	29	0	0	0	73	0	360	0
Marion	20	0	53	0	33	0	0	0	106	0	0	0	13	0	10	0	0	0	23	0	129	0
McDuffie	18	0	164	0	68	0	0	0	250	0	4	0	26	0	18	0	0	0	48	0	298	0
McIntosh	14	0	68	0	48	0	0	0	130	0	1	0	21	0	9	0	0	0	31	0	161	0
Meriwether	28	0	154	0	99	0	0	0	281	0	4	0	41	0	17	0	0	0	62	0	343	0
Miller	12	0	86	0	39	0	0	0	137	0	4	0	16	0	9	0	0	0	29	0	166	0
Mitchell	47	0	289	0	130	0	0	0	466	0	2	0	77	0	33	0	0	0	112	0	578	0
Monroe	24	0	173	0	98	0	0	0	295	0	6	0	58	0	19	0	0	0	83	0	378	0
Montgomery	12	0	67	0	27	0	0	0	106	0	0	0	14	0	7	0	0	0	21	0	127	0
Morgan	12	0	134	0	75	0	0	0	221	0	3	0	20	0	12	0	0	0	35	0	256	0

(continued)

Probationer Statistical Profile

Sample: Active & admin probationers, not in facilities
Act probationers 06/30/2004

Requestor: Nancy Phillips, Statistician

County of conviction by current age & sex (continued)

County	Men							Women							Grand Total	%						
	age 00-21	%	age 22-39	%	age 40-98	%	UNKWN	Men Total	%	age 00-21	%	age 22-39	%	age 40-98			%	UNKWN	Women Total	%		
Murray	28	0	165	0	72	0	0	0	265	0	1	0	44	0	20	0	0	0	65	0	330	0
Muscogee	275	3	1293	2	731	2	0	0	2299	2	67	3	546	3	251	3	0	0	864	3	3163	2
Newton	83	1	742	1	492	2	0	0	1317	1	20	1	189	1	127	1	0	0	336	1	1653	1
Oconee	14	0	74	0	33	0	0	0	121	0	1	0	23	0	10	0	0	0	34	0	155	0
Oglethorpe	11	0	72	0	48	0	0	0	131	0	0	0	9	0	7	0	0	0	16	0	147	0
Paulding	80	1	412	1	231	1	0	0	723	1	12	1	84	0	54	1	0	0	150	1	873	1
Peach	45	0	189	0	83	0	0	0	317	0	3	0	42	0	13	0	0	0	58	0	375	0
Pickens	16	0	129	0	104	0	0	0	249	0	3	0	50	0	31	0	0	0	84	0	333	0
Pierce	7	0	44	0	25	0	0	0	76	0	1	0	13	0	15	0	0	0	29	0	105	0
Pike	6	0	52	0	32	0	0	0	90	0	1	0	9	0	3	0	0	0	13	0	103	0
Polk	32	0	347	1	234	1	0	0	613	1	2	0	74	0	57	1	0	0	133	0	746	1
Pulaski	15	0	65	0	28	0	0	0	108	0	1	0	21	0	19	0	0	0	41	0	149	0
Putnam	28	0	198	0	135	0	0	0	361	0	11	1	45	0	23	0	0	0	79	0	440	0
Quitman	5	0	24	0	12	0	0	0	41	0	1	0	8	0	4	0	0	0	13	0	54	0
Rabun	27	0	102	0	67	0	0	0	196	0	7	0	20	0	24	0	0	0	51	0	247	0
Randolph	15	0	109	0	51	0	0	0	175	0	3	0	38	0	18	0	0	0	59	0	234	0
Richmond	256	3	1350	2	669	2	0	0	2275	2	47	2	513	3	228	3	0	0	788	3	3063	2
Rockdale	69	1	359	1	174	1	0	0	602	1	19	1	134	1	54	1	0	0	207	1	809	1
Schley	7	0	60	0	39	0	0	0	106	0	1	0	17	0	4	0	0	0	22	0	128	0
Screven	27	0	131	0	74	0	0	0	232	0	4	0	48	0	31	0	0	0	83	0	315	0
Seminole	17	0	128	0	76	0	0	0	221	0	4	0	33	0	13	0	0	0	50	0	271	0
Spalding	68	1	467	1	230	1	0	0	765	1	26	1	213	1	103	1	0	0	342	1	1107	1
Stephens	34	0	131	0	90	0	0	0	255	0	12	1	41	0	36	0	0	0	89	0	344	0
Stewart	2	0	85	0	48	0	0	0	135	0	1	0	10	0	13	0	0	0	24	0	159	0
Sumter	63	1	519	1	393	1	0	0	975	1	9	0	155	1	87	1	0	0	251	1	1226	1
Talbot	7	0	52	0	36	0	0	0	95	0	0	0	4	0	7	0	0	0	11	0	106	0
Taliaferro	6	0	20	0	6	0	0	0	32	0	0	0	3	0	3	0	0	0	6	0	38	0
Tattnall	20	0	73	0	51	0	0	0	144	0	3	0	19	0	15	0	0	0	37	0	181	0
Taylor	17	0	76	0	42	0	0	0	135	0	1	0	9	0	3	0	0	0	13	0	148	0
Telfair	11	0	137	0	53	0	0	0	201	0	2	0	50	0	28	0	0	0	80	0	281	0
Terrell	20	0	166	0	49	0	0	0	235	0	11	1	32	0	23	0	0	0	66	0	301	0
Thomas	113	1	689	1	338	1	0	0	1140	1	14	1	178	1	83	1	0	0	275	1	1415	1
Tift	34	0	381	1	207	1	0	0	622	1	8	0	92	1	51	1	0	0	151	1	773	1
Toombs	30	0	154	0	76	0	0	0	260	0	8	0	54	0	26	0	0	0	88	0	348	0
Towns	2	0	49	0	24	0	0	0	75	0	1	0	12	0	9	0	0	0	22	0	97	0

(continued)

Probationer Statistical Profile

Sample: Active & admin probationers, not in facilities
Act probationers 06/30/2004

Requestor: Nancy Phillips, Statistician

County of conviction by current age & sex (continued)

County	M e n						W o m e n						Grand Total %
	age 00-21 %	age 22-39 %	age 40-98 %	age UNKWN %	Men Total %	age 00-21 %	age 22-39 %	age 40-98 %	age UNKWN %	Women Total %			
Treutlen	10 0	69 0	40 0	0 0	119 0	1 0	12 0	10 0	0 0	23 0	142 0		
Troup	110 1	489 1	241 1	0 0	840 1	26 1	189 1	88 1	0 0	303 1	1143 1		
Turner	15 0	99 0	40 0	0 0	154 0	0 0	17 0	10 0	0 0	27 0	181 0		
Twiggs	6 0	71 0	35 0	0 0	112 0	2 0	19 0	11 0	0 0	32 0	144 0		
Union	12 0	80 0	47 0	0 0	139 0	4 0	23 0	17 0	0 0	44 0	183 0		
Upson	44 0	181 0	75 0	0 0	300 0	13 1	53 0	19 0	0 0	85 0	385 0		
Walker	82 1	386 1	207 1	0 0	675 1	13 1	127 1	61 1	0 0	201 1	876 1		
Walton	86 1	671 1	447 1	0 0	1204 1	18 1	148 1	91 1	0 0	257 1	1461 1		
Ware	40 0	225 0	138 0	0 0	403 0	4 0	68 0	33 0	0 0	105 0	508 0		
Warren	3 0	43 0	30 0	0 0	76 0	1 0	3 0	0 0	0 0	4 0	80 0		
Washington	22 0	114 0	62 0	0 0	198 0	6 0	24 0	14 0	0 0	44 0	242 0		
Wayne	48 0	242 0	149 0	0 0	439 0	18 1	83 0	37 0	0 0	138 0	577 0		
Webster	8 0	32 0	33 0	0 0	73 0	2 0	3 0	3 0	0 0	8 0	81 0		
Wheeler	5 0	38 0	26 0	0 0	69 0	1 0	8 0	8 0	0 0	17 0	86 0		
White	17 0	125 0	92 0	0 0	234 0	2 0	38 0	17 0	0 0	57 0	291 0		
Whitfield	91 1	664 1	347 1	0 0	1102 1	31 2	262 1	124 1	0 0	417 1	1519 1		
Wilcox	11 0	54 0	29 0	0 0	94 0	2 0	9 0	4 0	0 0	15 0	109 0		
Wilkes	13 0	88 0	51 0	0 0	152 0	1 0	18 0	15 0	0 0	34 0	186 0		
Wilkinson	16 0	81 0	43 0	0 0	140 0	2 0	16 0	13 0	0 0	31 0	171 0		
Worth	28 0	197 0	98 0	0 0	323 0	0 0	29 0	21 0	0 0	50 0	373 0		
Out of state	201 2	1417 2	655 2	0 0	2273 2	43 2	461 3	207 2	0 0	711 3	2984 2		
Total reported	9673	59452	31402	0	100527	1977	17484	8870	0	28331	128858		
Percent Reported	100.0	100.0	100.0		100.0	100.0	100.0	100.0		100.0	100.0		
Not reported	0	5	1	0	6	0	0	2	0	2	8		
Total	9673	59457	31403	0	100533	1977	17484	8872	0	28333	128866		

Probationer Statistical Profile

Sample: Active & admin probationers, not in facilities
Act probationers 06/30/2004

Requestor: Nancy Phillips, Statistician

Circuit of conviction by current age & sex

Circuit of conv	M e n							W o m e n							Grand Total %
	age 00-21 %	age 22-39 %	age 40-98 %	age UNKWN %	Men Total %	age 00-21 %	age 22-39 %	age 40-98 %	age UNKWN %	Women Total %					
Alapaha	105 1	690 1	409 1	0 0	1204 1	23 1	166 1	102 1	0 0	291 1	1495 1				
Alcovy	169 2	1413 2	940 3	0 0	2522 3	38 2	337 2	219 3	0 0	594 2	3116 2				
Atlanta	674 7	4405 8	2232 7	0 0	7311 7	78 4	872 5	472 5	0 0	1422 5	8733 7				
Atlantic	112 1	500 1	254 1	0 0	866 1	18 1	150 1	69 1	0 0	237 1	1103 1				
Augusta	355 4	1795 3	862 3	0 0	3012 3	56 3	625 4	301 3	0 0	982 4	3994 3				
Blue Ridge	149 2	921 2	474 2	0 0	1544 2	53 3	279 2	159 2	0 0	491 2	2035 2				
Brunswick	211 2	1352 2	681 2	0 0	2244 2	57 3	373 2	180 2	0 0	610 2	2854 2				
Chattahoochee	364 4	1636 3	936 3	0 0	2936 3	74 4	615 4	291 3	0 0	980 4	3916 3				
Cherokee	161 2	1430 2	836 3	0 0	2427 2	43 2	508 3	259 3	0 0	810 3	3237 3				
Clayton	259 3	836 1	394 1	0 0	1489 2	80 4	368 2	140 2	0 0	588 2	2077 2				
Cobb	693 7	4627 8	2375 8	0 0	7695 8	126 7	1313 8	751 9	0 0	2190 8	9885 8				
Conasauga	128 1	859 1	431 1	0 0	1418 1	33 2	316 2	149 2	0 0	498 2	1916 2				
Cordele	102 1	649 1	338 1	0 0	1089 1	30 2	203 1	93 1	0 0	326 1	1415 1				
Coweta	334 4	1591 3	808 3	0 0	2733 3	73 4	566 3	271 3	0 0	910 3	3643 3				
Dougherty	256 3	1963 3	1128 4	0 0	3347 3	52 3	534 3	276 3	0 0	862 3	4209 3				
Dublin	72 1	653 1	337 1	0 0	1062 1	9 0	145 1	74 1	0 0	228 1	1290 1				
Eastern	311 3	1696 3	834 3	0 0	2841 3	93 5	597 4	308 4	0 0	998 4	3839 3				
Flint	185 2	962 2	374 1	0 0	1521 2	33 2	273 2	138 2	0 0	444 2	1965 2				
Griffin	180 2	1063 2	501 2	0 0	1744 2	55 3	433 3	197 2	0 0	685 2	2429 2				
Gwinnett	575 6	3087 5	1441 5	0 0	5103 5	111 6	862 5	425 5	0 0	1398 5	6501 5				
Houston	137 1	793 1	420 1	0 0	1350 1	31 2	279 2	108 1	0 0	418 2	1768 1				
Lookout Mountain	196 2	1116 2	557 2	0 0	1869 2	46 2	362 2	176 2	0 0	584 2	2453 2				
Macon	296 3	1876 3	973 3	0 0	3145 3	44 2	562 3	276 3	0 0	882 3	4027 3				
Middle	114 1	591 1	295 1	0 0	1000 1	19 1	158 1	81 1	0 0	258 1	1258 1				
Mountain	92 1	410 1	256 1	0 0	758 1	29 1	120 1	87 1	0 0	236 1	994 1				
Northeastern	163 2	937 2	602 2	0 0	1702 2	43 2	369 2	186 2	0 0	598 2	2300 2				
Northern	93 1	743 1	445 1	0 0	1281 1	9 0	168 1	107 1	0 0	284 1	1565 1				
Ocmulgee	245 3	1554 3	825 3	0 0	2624 3	37 2	323 2	202 2	0 0	562 2	3186 3				
Oconee	88 1	562 1	261 1	0 0	911 1	16 1	179 1	102 1	0 0	297 1	1208 1				
Ogeechee	213 2	900 2	376 1	0 0	1489 2	41 2	277 2	110 1	0 0	428 2	1917 2				
Pataula	99 1	705 1	328 1	0 0	1132 1	26 1	182 1	90 1	0 0	298 1	1430 1				
Piedmont	116 1	698 1	484 2	0 0	1298 1	22 1	275 2	138 2	0 0	435 2	1733 1				
Rome	114 1	934 2	591 2	0 0	1639 2	33 2	377 2	190 2	0 0	600 2	2239 2				
South Georgia	114 1	962 2	511 2	0 0	1587 2	12 1	261 2	127 1	0 0	400 1	1987 2				

(continued)

Probationer Statistical Profile

Sample: Active & admin probationers, not in facilities
Act probationers 06/30/2004

Requestor: Nancy Phillips, Statistician

Circuit of conviction by current age & sex (continued)

Circuit of conv	M e n								W o m e n								Grand					
	age	%	age	%	age	%	age	%	Men	%	age	%	age	%	age	%	Women	%	Total	%		
Southern	424	4	2483	4	1130	4	0	0	4037	4	81	4	649	4	288	3	0	0	1018	4	5055	4
Southwestern	117	1	1084	2	755	2	0	0	1956	2	26	1	251	1	146	2	0	0	423	2	2379	2
Stone Mountain	488	5	2639	5	1294	4	0	0	4421	4	107	6	782	5	332	4	0	0	1221	4	5642	4
Tallapoosa	47	0	523	1	385	1	0	0	955	1	6	0	120	1	88	1	0	0	214	1	1169	1
Tifton	90	1	760	1	411	1	0	0	1261	1	11	1	151	1	90	1	0	0	252	1	1513	1
Toombs	57	1	391	1	196	1	0	0	644	1	7	0	58	0	51	1	0	0	116	0	760	1
Waycross	107	1	677	1	398	1	0	0	1182	1	14	1	180	1	100	1	0	0	294	1	1476	1
Western	153	2	709	1	325	1	0	0	1187	1	16	1	202	1	74	1	0	0	292	1	1479	1
Rockdale	69	1	359	1	174	1	0	0	602	1	19	1	134	1	54	1	0	0	207	1	809	1
Douglas	169	2	1398	2	850	3	0	0	2417	2	51	3	506	3	278	3	0	0	835	3	3252	3
Appalachian	64	1	509	1	392	1	0	0	965	1	11	1	172	1	111	1	0	0	294	1	1259	1
Enotah	46	0	426	1	274	1	0	0	746	1	12	1	121	1	68	1	0	0	201	1	947	1
Bell-Forsyth	68	1	413	1	239	1	0	0	720	1	4	0	122	1	66	1	0	0	192	1	912	1
Towaliga	73	1	566	1	308	1	0	0	947	1	22	1	153	1	63	1	0	0	238	1	1185	1
Paulding	80	1	412	1	231	1	0	0	723	1	12	1	84	0	54	1	0	0	150	1	873	1
OUT OF STATE	201	2	1417	2	656	2	0	0	2274	2	43	2	461	3	207	2	0	0	711	3	2985	2
Total reported	9728		59675		31527		0		100930		1985		17573		8924		0		28482		129412	
Percent Reported	100.6		100.4		100.4				100.4		100.4		100.5		100.6				100.5		100.4	
NOT REPORTED	96		669		386		0		1151		27		161		103		0		291		1442	
Total	9673		59457		31403		0		100533		1977		17484		8872		0		28333		128866	

Probationer Statistical Profile

Sample: Active & admin probationers, not in facilities
Act probationers 06/30/2004

Requestor: Nancy Phillips, Statistician

Circuit of supervision by current age & sex

Circuit of supv	M e n							W o m e n							Grand Total %							
	age 00-21	%	age 22-39	%	age 40-98	%	UNKWN	Men Total %	age 00-21	%	age 22-39	%	age 40-98	%		UNKWN	Women Total %					
Alapaha	96	1	669	1	386	1	0	0	1151	1	27	1	161	1	103	1	0	0	291	1	1442	1
Alcovy	165	2	1421	2	908	3	0	0	2494	2	40	2	341	2	224	3	0	0	605	2	3099	2
Atlanta	755	8	5210	9	2573	8	0	0	8538	9	105	5	1133	6	574	6	0	0	1812	6	10350	8
Atlantic	116	1	516	1	262	1	0	0	894	1	29	1	175	1	67	1	0	0	271	1	1165	1
Augusta	353	4	1895	3	896	3	0	0	3144	3	60	3	635	4	305	3	0	0	1000	4	4144	3
Blue Ridge	148	2	890	1	479	2	0	0	1517	2	43	2	277	2	161	2	0	0	481	2	1998	2
Brunswick	225	2	1380	2	692	2	0	0	2297	2	59	3	402	2	192	2	0	0	653	2	2950	2
Chattahoochee	356	4	1684	3	950	3	0	0	2990	3	72	4	622	4	303	3	0	0	997	4	3987	3
Cherokee	157	2	1434	2	838	3	0	0	2429	2	39	2	503	3	263	3	0	0	805	3	3234	3
Clayton	259	3	942	2	433	1	0	0	1634	2	71	4	402	2	146	2	0	0	619	2	2253	2
Cobb	669	7	4322	7	2145	7	0	0	7136	7	107	5	1202	7	674	8	0	0	1983	7	9119	7
Conasauga	131	1	929	2	474	2	0	0	1534	2	39	2	338	2	151	2	0	0	528	2	2062	2
Cordele	102	1	577	1	329	1	0	0	1008	1	24	1	195	1	81	1	0	0	300	1	1308	1
Coweta	350	4	1636	3	854	3	0	0	2840	3	77	4	604	3	288	3	0	0	969	3	3809	3
Dougherty	256	3	2012	3	1123	4	0	0	3391	3	62	3	535	3	283	3	0	0	880	3	4271	3
Dublin	82	1	624	1	339	1	0	0	1045	1	9	0	152	1	76	1	0	0	237	1	1282	1
Eastern	317	3	1726	3	874	3	0	0	2917	3	89	5	597	3	309	3	0	0	995	4	3912	3
Flint	168	2	897	2	387	1	0	0	1452	1	30	2	247	1	141	2	0	0	418	1	1870	1
Griffin	187	2	1032	2	519	2	0	0	1738	2	51	3	389	2	187	2	0	0	627	2	2365	2
Gwinnett	595	6	3108	5	1387	4	0	0	5090	5	115	6	855	5	416	5	0	0	1386	5	6476	5
Houston	133	1	730	1	386	1	0	0	1249	1	28	1	248	1	105	1	0	0	381	1	1630	1
Lookout Mountain	200	2	1137	2	594	2	0	0	1931	2	41	2	370	2	188	2	0	0	599	2	2530	2
Macon	320	3	2064	3	1071	3	0	0	3455	3	40	2	607	3	312	4	0	0	959	3	4414	3
Middle	115	1	620	1	308	1	0	0	1043	1	21	1	173	1	83	1	0	0	277	1	1320	1
Mountain	97	1	438	1	277	1	0	0	812	1	29	1	118	1	94	1	0	0	241	1	1053	1
Northeastern	160	2	1024	2	619	2	0	0	1803	2	40	2	381	2	192	2	0	0	613	2	2416	2
Northern	92	1	761	1	470	1	0	0	1323	1	14	1	195	1	114	1	0	0	323	1	1646	1
Ocmulgee	233	2	1409	2	783	2	0	0	2425	2	40	2	308	2	191	2	0	0	539	2	2964	2
Oconee	81	1	548	1	256	1	0	0	885	1	14	1	174	1	94	1	0	0	282	1	1167	1
Ogeechee	187	2	825	1	376	1	0	0	1388	1	38	2	264	2	108	1	0	0	410	1	1798	1
Pataula	98	1	695	1	330	1	0	0	1123	1	25	1	178	1	96	1	0	0	299	1	1422	1
Piedmont	107	1	695	1	448	1	0	0	1250	1	22	1	257	1	130	1	0	0	409	1	1659	1
Rome	110	1	919	2	577	2	0	0	1606	2	39	2	361	2	179	2	0	0	579	2	2185	2
South Georgia	112	1	965	2	536	2	0	0	1613	2	12	1	274	2	118	1	0	0	404	1	2017	2

(continued)

Probationer Statistical Profile

Sample: Active & admin probationers, not in facilities
Act probationers 06/30/2004

Requestor: Nancy Phillips, Statistician

Circuit of supervision by current age & sex (continued)

Circuit of supv	M e n								W o m e n								Grand					
	age	age	age	age	Men	age	age	age	age	Women	age	age	age	Women	Grand							
	00-21	%	22-39	%	40-98	%	UNKWN	%	Total	%	00-21	%	22-39	%	40-98	%	UNKWN	%	Total	%		
Southern	423	4	2495	4	1139	4	0	0	4057	4	78	4	644	4	287	3	0	0	1009	4	5066	4
Southwestern	121	1	1022	2	722	2	0	0	1865	2	24	1	246	1	143	2	0	0	413	1	2278	2
Stone Mountain	513	5	3016	5	1412	5	0	0	4941	5	121	6	880	5	367	4	0	0	1368	5	6309	5
Tallapoosa	57	1	582	1	392	1	0	0	1031	1	13	1	161	1	107	1	0	0	281	1	1312	1
Tifton	93	1	797	1	427	1	0	0	1317	1	12	1	157	1	101	1	0	0	270	1	1587	1
Toombs	53	1	372	1	202	1	0	0	627	1	5	0	59	0	48	1	0	0	112	0	739	1
Waycross	103	1	705	1	411	1	0	0	1219	1	15	1	189	1	111	1	0	0	315	1	1534	1
Western	153	2	742	1	354	1	0	0	1249	1	18	1	183	1	82	1	0	0	283	1	1532	1
Rockdale	81	1	377	1	186	1	0	0	644	1	18	1	141	1	52	1	0	0	211	1	855	1
Douglas	148	2	1204	2	722	2	0	0	2074	2	46	2	408	2	228	3	0	0	682	2	2756	2
Appalachian	66	1	513	1	414	1	0	0	993	1	14	1	183	1	115	1	0	0	312	1	1305	1
Enotah	60	1	403	1	282	1	0	0	745	1	10	1	143	1	72	1	0	0	225	1	970	1
Bell-Forsyth	60	1	372	1	220	1	0	0	652	1	7	0	118	1	62	1	0	0	187	1	839	1
Towaliga	74	1	501	1	304	1	0	0	879	1	21	1	160	1	65	1	0	0	246	1	1125	1
Paulding	90	1	514	1	276	1	0	0	880	1	18	1	124	1	77	1	0	0	219	1	1099	1
Total reported	9627		59349		31342		0		100318		1971		17469		8865		0		28305		128623	

Probationer Statistical Profile

Sample: Active & admin probationers, not in facilities
Act probationers 06/30/2004

Requestor: Nancy Phillips, Statistician

Sentence length in years by current age & sex

Sentence (in years)	M e n				W o m e n				Grand Total %		
	age 00-21 %	age 22-39 %	age 40-98 %	age UNKWN %	Men Total %	age 00-21 %	age 22-39 %	age 40-98 %		age UNKWN %	Women Total %
0-1	24 0	136 0	63 0	0 0	223 0	10 1	35 0	19 0	0 0	64 0	287 0
1.1-2	211 2	935 2	455 1	0 0	1601 2	53 3	259 1	119 1	0 0	431 2	2032 2
2.1-3	885 9	2893 5	1353 4	0 0	5131 5	274 14	1027 6	423 5	0 0	1724 6	6855 5
3.1-4	1287 13	4974 8	2326 7	0 0	8587 9	396 20	2071 12	781 9	0 0	3248 11	11835 9
4.1-5	1150 12	5821 10	2706 9	0 0	9677 10	184 9	1654 9	792 9	0 0	2630 9	12307 10
5.1-6	3547 37	17428 29	8358 27	0 0	29333 29	682 34	5774 33	2540 29	0 0	8996 32	38329 30
6.1-7	376 4	2848 5	1427 5	0 0	4651 5	59 3	804 5	417 5	0 0	1280 5	5931 5
7.1-8	426 4	3860 6	1832 6	0 0	6118 6	55 3	925 5	462 5	0 0	1442 5	7560 6
8.1-9	316 3	2980 5	1616 5	0 0	4912 5	48 2	758 4	466 5	0 0	1272 4	6184 5
9.1-10	154 2	1785 3	1037 3	0 0	2976 3	24 1	415 2	241 3	0 0	680 2	3656 3
10.1-12	1047 11	10031 17	5522 18	0 0	16600 17	158 8	2773 16	1682 19	0 0	4613 16	21213 16
12.1-15	67 1	1747 3	1236 4	0 0	3050 3	8 0	326 2	276 3	0 0	610 2	3660 3
15.1-20	127 1	2383 4	1768 6	0 0	4278 4	21 1	413 2	372 4	0 0	806 3	5084 4
20.1-OVER	56 1	1627 3	1619 5	0 0	3302 3	5 0	250 1	280 3	0 0	535 2	3837 3
INDEFINITE	0 0	0 0	0 0	0 0	0 0	0 0	0 0	0 0	0 0	0 0	0 0
Total reported	9673	59448	31318	0	100439	1977	17484	8870	0	28331	128770
Percent Reported	100.0	100.0	99.7		99.9	100.0	100.0	100.0		100.0	99.9
NOT REPORTED	0	9	85	0	94	0	0	2	0	2	96
Total	9673	59457	31403	0	100533	1977	17484	8872	0	28333	128866
AVERAGE EXCLUDING INDEFINITE	5.46	7.11	7.93	.00	7.20	4.83	6.36	7.31	.00	6.55	7.06

Probationer Statistical Profile

Sample: Active & admin probationers, not in facilities
Act probationers 06/30/2004

Requestor: Nancy Phillips, Statistician

Time served in years by current age & sex

Time served (in yrs)	M e n				W o m e n				Grand Total %		
	age 00-21 %	age 22-39 %	age 40-98 %	age UNKWN %	Men Total %	age 00-21 %	age 22-39 %	age 40-98 %		age UNKWN %	Women Total %
0-1	4880 50	16614 28	7606 24	0 0	29100 29	1005 51	5125 29	2115 24	0 0	8245 29	37345 29
1.1-2	2951 31	13541 23	6351 20	0 0	22843 23	614 31	4292 25	1861 21	0 0	6767 24	29610 23
2.1-3	1340 14	9786 16	4880 16	0 0	16006 16	271 14	3079 18	1494 17	0 0	4844 17	20850 16
3.1-4	420 4	6954 12	3628 12	0 0	11002 11	76 4	2027 12	1084 12	0 0	3187 11	14189 11
4.1-5	74 1	5282 9	3013 10	0 0	8369 8	11 1	1382 8	865 10	0 0	2258 8	10627 8
5.1-6	4 0	2593 4	1655 5	0 0	4252 4	0 0	574 3	433 5	0 0	1007 4	5259 4
6.1-7	2 0	1512 3	906 3	0 0	2420 2	0 0	387 2	269 3	0 0	656 2	3076 2
7.1-8	0 0	1048 2	692 2	0 0	1740 2	0 0	237 1	192 2	0 0	429 2	2169 2
8.1-9	2 0	718 1	565 2	0 0	1285 1	0 0	138 1	149 2	0 0	287 1	1572 1
9.1-10	0 0	525 1	423 1	0 0	948 1	0 0	103 1	121 1	0 0	224 1	1172 1
10.1-12	0 0	396 1	504 2	0 0	900 1	0 0	77 0	96 1	0 0	173 1	1073 1
12.1-15	0 0	334 1	604 2	0 0	938 1	0 0	42 0	103 1	0 0	145 1	1083 1
15.1-20	0 0	108 0	382 1	0 0	490 0	0 0	14 0	58 1	0 0	72 0	562 0
20.1-OVER	0 0	44 0	192 1	0 0	236 0	0 0	6 0	31 0	0 0	37 0	273 0
Total reported	9673	59455	31401	0	100529	1977	17483	8871	0	28331	128860
Percent Reported	100.0	100.0	100.0		100.0	100.0	100.0	100.0		100.0	100.0
NOT REPORTED	0	2	2	0	4	0	1	1	0	2	6
Total	9673	59457	31403	0	100533	1977	17484	8872	0	28333	128866
AVERAGE TIME SERVED	1.20	2.65	3.49	.00	2.77	1.17	2.37	3.25	.00	2.56	2.72

Probationer Statistical Profile

Sample: Active & admin probationers, not in facilities
Act probationers 06/30/2004

Requestor: Nancy Phillips, Statistician

Time left to serve by current age & sex

Time left (in years)	M e n				W o m e n				Grand Total %		
	age 00-21 %	age 22-39 %	age 40-98 %	age UNKWN %	Men Total %	age 00-21 %	age 22-39 %	age 40-98 %		age UNKWN %	Women Total %
0-1	781 8	9107 15	5229 17	0 0	15117 15	250 13	2918 17	1575 18	0 0	4743 17	19860 15
1.1-2	1333 14	9557 16	5108 16	0 0	15998 16	377 19	3011 17	1476 17	0 0	4864 17	20862 16
2.1-3	1750 18	9373 16	4732 15	0 0	15855 16	362 18	3009 17	1443 16	0 0	4814 17	20669 16
3.1-4	1726 18	8252 14	4063 13	0 0	14041 14	324 16	2408 14	1158 13	0 0	3890 14	17931 14
4.1-5	1852 19	7333 12	3439 11	0 0	12624 13	331 17	2242 13	1025 12	0 0	3598 13	16222 13
5.1-6	373 4	3237 5	1785 6	0 0	5395 5	60 3	855 5	466 5	0 0	1381 5	6776 5
6.1-7	399 4	3099 5	1654 5	0 0	5152 5	45 2	766 4	438 5	0 0	1249 4	6401 5
7.1-8	363 4	2532 4	1304 4	0 0	4199 4	62 3	648 4	394 4	0 0	1104 4	5303 4
8.1-9	404 4	2102 4	1099 4	0 0	3605 4	51 3	566 3	288 3	0 0	905 3	4510 4
9.1-10	444 5	1904 3	977 3	0 0	3325 3	82 4	528 3	221 2	0 0	831 3	4156 3
10.1-12	68 1	909 2	558 2	0 0	1535 2	4 0	145 1	114 1	0 0	263 1	1798 1
12.1-15	110 1	1103 2	655 2	0 0	1868 2	23 1	206 1	119 1	0 0	348 1	2216 2
15.1-20	57 1	617 1	448 1	0 0	1122 1	6 0	130 1	95 1	0 0	231 1	1353 1
20.1-OVER	10 0	304 1	260 1	0 0	574 1	0 0	44 0	57 1	0 0	101 0	675 1
INDEFINITE	0 0	0 0	0 0	0 0	0 0	0 0	0 0	0 0	0 0	0 0	0 0
NONE	3 0	18 0	6 0	0 0	27 0	0 0	8 0	2 0	0 0	10 0	37 0
Total reported	9673	59447	31317	0	100437	1977	17484	8871	0	28332	128769
Percent Reported	100.0	100.0	99.7		99.9	100.0	100.0	100.0		100.0	99.9
NOT REPORTED	0	10	86	0	96	0	0	1	0	1	97
Total	9673	59457	31403	0	100533	1977	17484	8872	0	28333	128866
AVERAGE EXCLUDING INDEFINITE, NONE	4.15	4.06	4.19	.00	4.11	3.58	3.69	3.90	.00	3.75	4.03

Probationer Statistical Profile

Sample: Active & admin probationers, not in facilities
Act probationers 06/30/2004

Requestor: Nancy Phillips, Statistician

Case type by current age & sex

Case type	Men				Women				Grand Total	%
	age 00-21	age 22-39	age 40-98	age UNKWN	age 00-21	age 22-39	age 40-98	age UNKWN		
PRESENTENCE	0	0	0	0	0	0	0	0	0	0
SPLIT SENTENCE	175	5731	4563	0	16	701	602	0	1319	11788
STRAIGHT SENTENCE	9296	52277	26121	0	1913	16309	8051	0	26273	113967
ABANDONMENT&BASTARDY	0	6	50	0	0	0	1	0	1	57
OUT OF STATE PROB	202	1434	663	0	44	464	211	0	719	3018
OUT OF STATE A&B	0	0	1	0	0	1	0	0	1	2
SUSPENDED SENTENCE	0	9	5	0	4	9	7	0	20	34
Total reported	9673	59457	31403	0	1977	17484	8872	0	28333	128866
Percent Reported	100.0	100.0	100.0		100.0	100.0	100.0		100.0	100.0
NOT REPORTED	0	0	0	0	0	0	0	0	0	0
Total	9673	59457	31403	0	1977	17484	8872	0	28333	128866

Probationer Statistical Profile

Sample: Active & admin probationers, not in facilities
Act probationers 06/30/2004

Requestor: Nancy Phillips, Statistician

Release type by current age & sex

Release type	Men					Women					Grand Total %	
	age 00-21 %	age 22-39 %	age 40-98 %	age UNKWN %	Men Total %	age 00-21 %	age 22-39 %	age 40-98 %	age UNKWN %	Women Total %		
TRANSF OUT OF STATE	0 0	0 0	0 0	0 0	0 0	0 0	0 0	0 0	0 0	0 0	0 0	0 0
REVOKED (TECHNICAL)	0 0	0 0	0 0	0 0	0 0	0 0	0 0	0 0	0 0	0 0	0 0	0 0
REVOKED (NEW SENT)	0 0	0 0	0 0	0 0	0 0	0 0	0 0	0 0	0 0	0 0	0 0	0 0
REVOKED (NEW CRIME)	0 0	0 0	0 0	0 0	0 0	0 0	0 0	0 0	0 0	0 0	0 0	0 0
ABSCONDED (TOLLED)	0 0	0 0	0 0	0 0	0 0	0 0	0 0	0 0	0 0	0 0	0 0	0 0
ABSCONDED (NON-TOLL)	0 0	0 0	0 0	0 0	0 0	0 0	0 0	0 0	0 0	0 0	0 0	0 0
TERMINATED BY COURT	0 0	0 0	0 0	0 0	0 0	0 0	0 0	0 0	0 0	0 0	0 0	0 0
OUT OF STATE TERM	0 0	0 0	0 0	0 0	0 0	0 0	0 0	0 0	0 0	0 0	0 0	0 0
DEATH	0 0	0 0	0 0	0 0	0 0	0 0	0 0	0 0	0 0	0 0	0 0	0 0
FINAN OBLIG COMPLETE	0 0	0 0	0 0	0 0	0 0	0 0	0 0	0 0	0 0	0 0	0 0	0 0
OTHER	0 0	0 0	0 0	0 0	0 0	0 0	0 0	0 0	0 0	0 0	0 0	0 0
NORMAL RELEASE	0 0	0 0	0 0	0 0	0 0	0 0	0 0	0 0	0 0	0 0	0 0	0 0
A & B SPECIAL TERM	0 0	0 0	0 0	0 0	0 0	0 0	0 0	0 0	0 0	0 0	0 0	0 0
INDEP JURISDICTION	0 0	0 0	0 0	0 0	0 0	0 0	0 0	0 0	0 0	0 0	0 0	0 0
ACTIVE	9673100	59457100	31403100	0 0	100533100	1977100	17484100	8872100	0 0	28333100	128866100	
Total reported	9673	59457	31403	0	100533	1977	17484	8872	0	28333	128866	
Percent Reported	100.0	100.0	100.0		100.0	100.0	100.0	100.0		100.0	100.0	
NOT REPORTED	0	0	0	0	0	0	0	0	0	0	0	0
Total	9673	59457	31403	0	100533	1977	17484	8872	0	28333	128866	

Probationer Statistical Profile

Sample: Active & admin probationers, not in facilities
Act probationers 06/30/2004

Requestor: Nancy Phillips, Statistician

First offender status by current age & sex

1stOffndr	M e n				W o m e n				Grand Total %		
	age 00-21 %	age 22-39 %	age 40-98 %	age UNKWN %	Men Total %	age 00-21 %	age 22-39 %	age 40-98 %		age UNKWN %	Women Total %
FIRST OFFNDR STATUS	5324 55	17058 29	5311 17	0 0	27693 28	1417 72	7818 45	2779 31	0 0	12014 42	39707 31
NO FIRST OFFNDR STAT	4349 45	42399 71	26092 83	0 0	72840 72	560 28	9666 55	6093 69	0 0	16319 58	89159 69
Total reported	9673	59457	31403	0	100533	1977	17484	8872	0	28333	128866
Percent Reported	100.0	100.0	100.0		100.0	100.0	100.0	100.0		100.0	100.0
NOT REPORTED	0	0	0	0	0	0	0	0	0	0	0
Total	9673	59457	31403	0	100533	1977	17484	8872	0	28333	128866

Probationer Statistical Profile

Sample: Active & admin probationers, not in facilities
Act probationers 06/30/2004

Requestor: Nancy Phillips, Statistician

Type probationer by current age & sex

Type probationer	M e n					W o m e n					Grand Total %
	age 00-21 %	age 22-39 %	age 40-98 %	age UNKWN %	Men Total %	age 00-21 %	age 22-39 %	age 40-98 %	age UNKWN %	Women Total %	
MISDEMEANANT	71 1	435 1	299 1	0 0	805 1	10 1	123 1	82 1	0 0	215 1	1020 1
FELON	9602 99	59007 99	31048 99	0 0	99657 99	1963 99	17351 99	8782 99	0 0	28096 99	127753 99
ABANDONMENT&BASTARDY	0 0	6 0	51 0	0 0	57 0	0 0	1 0	1 0	0 0	2 0	59 0
SUSPENDED SENTENCE	0 0	9 0	5 0	0 0	14 0	4 0	9 0	7 0	0 0	20 0	34 0
Total reported	9673	59457	31403	0	100533	1977	17484	8872	0	28333	128866
Percent Reported	100.0	100.0	100.0		100.0	100.0	100.0	100.0		100.0	100.0
NOT REPORTED	0	0	0	0	0	0	0	0	0	0	0
Total	9673	59457	31403	0	100533	1977	17484	8872	0	28333	128866

Probationer Statistical Profile

Sample: Active & admin probationers, not in facilities
Act probationers 06/30/2004

Requestor: Nancy Phillips, Statistician

Most serious crime by group by current age & sex

Crime group	Men				Women				Grand Total	%	
	age 00-21	age 22-39	age 40-98	age UNKWN	Men Total	age 00-21	age 22-39	age 40-98			age UNKWN
HOMICIDE	20	363	274	0	657	5	82	99	0	186	843
ABORTION	0	1	0	0	1	0	2	0	0	2	3
BODILY INJURY&REL OFF	690	6744	4606	0	12040	150	1305	653	0	2108	14148
ARSON & REL OFF	29	261	173	0	463	10	82	78	0	170	633
DAMAGE OF PROPERTY	227	687	237	0	1151	38	183	50	0	271	1422
BURGLARY & REL OFF	1633	6106	2062	0	9801	117	642	206	0	965	10766
FORGERY & REL OFF	487	4612	2181	0	7280	416	4336	1689	0	6441	13721
THEFT	2072	7616	3692	0	13380	524	3764	1724	0	6012	19392
ROBBERY	296	1762	603	0	2661	32	188	58	0	278	2939
SEXUAL OFFENSES	454	2694	2439	0	5587	15	127	62	0	204	5791
OBSCENITY CRIMES	0	5	10	0	15	0	1	1	0	2	17
TREASON & REL OFF	6	43	19	0	68	3	23	9	0	35	103
CRIMES INVOLVNG GOVT	183	1343	567	0	2093	42	411	217	0	670	2763
FALSIFICATIONS	32	179	102	0	313	14	158	55	0	227	540
OBSTRUCT LAW ENFORCE	17	177	81	0	275	11	75	30	0	116	391
DISORDERLY CONDUCT	76	225	84	0	385	5	28	21	0	54	439
GAMBLING & REL OFF	3	32	30	0	65	2	14	10	0	26	91
CRUELTY TO CHILDREN	26	636	428	0	1090	11	448	163	0	622	1712
CRIMES WITH GUNS	206	1996	1352	0	3554	31	136	100	0	267	3821
INVASION PRIVACY	9	80	57	0	146	0	0	1	0	1	147
RACKETEERING	2	14	22	0	38	0	12	10	0	22	60
DRUG ABUSE OFFENSES	3020	21746	10208	0	34974	515	4993	3260	0	8768	43742
DRUG TRAFFICKING	11	293	230	0	534	8	78	62	0	148	682
AUTO CRIMES	12	944	1359	0	2315	2	76	130	0	208	2523
REVENUE & CONTRABAND	3	5	3	0	11	1	7	5	0	13	24
CRIMES OF OTH STATES	29	211	101	0	341	5	82	34	0	121	462
MISC. FELONIES	55	231	129	0	415	8	95	55	0	158	573
MISDEMEANORS	71	437	343	0	851	11	129	85	0	225	1076
Total reported	9669	59443	31392	0	100504	1976	17477	8867	0	28320	128824
Percent Reported	100.0	100.0	100.0		100.0	99.9	100.0	99.9		100.0	100.0
NOT REPORTED	4	14	11	0	29	1	7	5	0	13	42
Total	9673	59457	31403	0	100533	1977	17484	8872	0	28333	128866

Probationer Statistical Profile

Sample: Active & admin probationers, not in facilities
Act probationers 06/30/2004

Requestor: Nancy Phillips, Statistician

Most serious offense by current age & sex

Most serious offense	Men					Women					Grand Total
	age 00-21 %	age 22-39 %	age 40-98 %	age UNKWN %	Men Total %	age 00-21 %	age 22-39 %	age 40-98 %	age UNKWN %	Women Total %	
Misdemeanors											
abandonment	0 0	3 0	42 0	0 0	45 0	0 0	0 0	0 0	0 0	0 0	45 0
non-support	0 0	0 0	1 0	0 0	1 0	0 0	1 0	0 0	0 0	1 0	2 0
stalking	0 0	0 0	3 0	0 0	3 0	0 0	0 0	0 0	0 0	0 0	3 0
assault & battery	1 0	10 0	2 0	0 0	13 0	0 0	0 0	0 0	0 0	0 0	13 0
atmpt murder	0 0	0 0	1 0	0 0	1 0	0 0	0 0	0 0	0 0	0 0	1 0
aggravated assault	0 0	9 0	10 0	0 0	19 0	0 0	4 0	4 0	0 0	8 0	27 0
simple assault	1 0	10 0	5 0	0 0	16 0	0 0	0 0	0 0	0 0	0 0	16 0
simple battery	2 0	30 0	28 0	0 0	60 0	0 0	3 0	2 0	0 0	5 0	65 0
shooting at another	0 0	0 0	1 0	0 0	1 0	0 0	0 0	0 0	0 0	0 0	1 0
concealing a death	0 0	0 0	0 0	0 0	0 0	0 0	1 0	0 0	0 0	1 0	1 0
leave scene had inju	0 0	0 0	1 0	0 0	1 0	0 0	0 0	0 0	0 0	0 0	1 0
crmlnlt intfer govt pr	2 0	1 0	0 0	0 0	3 0	0 0	0 0	0 0	0 0	0 0	3 0
reckless conduct	2 0	1 0	0 0	0 0	3 0	0 0	2 0	0 0	0 0	2 0	5 0
disorderly conduct	1 0	3 0	2 0	0 0	6 0	0 0	0 0	0 0	0 0	0 0	6 0
cruelty to children	0 0	1 0	0 0	0 0	1 0	1 0	0 0	0 0	0 0	1 0	2 0
larceny	0 0	0 0	1 0	0 0	1 0	1 0	3 0	0 0	0 0	4 0	5 0
receiving stolen goo	3 0	6 0	2 0	0 0	11 0	0 0	2 0	0 0	0 0	2 0	13 0
theft by taking	4 0	25 0	13 0	0 0	42 0	0 0	20 0	11 0	0 0	31 0	73 0
robbery	1 0	6 0	1 0	0 0	8 0	0 0	3 0	0 0	0 0	3 0	11 0
burglary	1 0	11 0	3 0	0 0	15 0	0 0	0 0	1 0	0 0	1 0	16 0
cheating & swindling	0 0	0 0	1 0	0 0	1 0	0 0	0 0	0 0	0 0	0 0	1 0
bad checks	0 0	5 0	15 0	0 0	20 0	0 0	11 0	15 0	0 0	26 0	46 0
fraudulent checks	0 0	2 0	3 0	0 0	5 0	0 0	2 0	1 0	0 0	3 0	8 0
forgery	0 0	7 0	2 0	0 0	9 0	0 0	4 0	2 0	0 0	6 0	15 0
worthless checks	0 0	0 0	0 0	0 0	0 0	0 0	2 0	2 0	0 0	4 0	4 0
s/d of narcotics	2 0	7 0	0 0	0 0	9 0	0 0	0 0	0 0	0 0	0 0	9 0
s/d dep,stim,cntrf d	0 0	2 0	0 0	0 0	2 0	0 0	0 0	0 0	0 0	0 0	2 0
s/d of marijuana	1 0	6 0	1 0	0 0	8 0	0 0	0 0	0 0	0 0	0 0	8 0
poss of narcotics	0 0	4 0	0 0	0 0	4 0	0 0	0 0	1 0	0 0	1 0	5 0
poss dep,stim,cntrf	0 0	1 0	0 0	0 0	1 0	0 0	0 0	0 0	0 0	0 0	1 0
poss of lsd	0 0	1 0	0 0	0 0	1 0	0 0	0 0	0 0	0 0	0 0	1 0
poss of marijuana	2 0	18 0	6 0	0 0	26 0	0 0	4 0	1 0	0 0	5 0	31 0
viol motor veh law	4 0	33 0	20 0	0 0	57 0	0 0	4 0	3 0	0 0	7 0	64 0

(continued)

Probationer Statistical Profile

Sample: Active & admin probationers, not in facilities
Act probationers 06/30/2004

Requestor: Nancy Phillips, Statistician

Most serious offense by current age & sex (continued)

Most serious offense	Men					Women					Grand Total	%
	age 00-21	age 22-39	age 40-98	age UNKWN	Men Total	age 00-21	age 22-39	age 40-98	age UNKWN	Women Total		
dui	6 0	64 0	72 0	0 0	142 0	1 0	10 0	8 0	0 0	19 0	161 0	
obstr of law enf off	7 0	30 0	10 0	0 0	47 0	2 0	2 0	1 0	0 0	5 0	52 0	
impersonating anothe	0 0	4 0	2 0	0 0	6 0	0 0	2 0	1 0	0 0	3 0	9 0	
crmnl trespassing	4 0	10 0	2 0	0 0	16 0	2 0	2 0	0 0	0 0	4 0	20 0	
illegal attm to obt	0 0	1 0	0 0	0 0	1 0	0 0	2 0	1 0	0 0	3 0	4 0	
crmnl damage	3 0	2 0	2 0	0 0	7 0	1 0	2 0	0 0	0 0	3 0	10 0	
terroristic threats	1 0	1 0	3 0	0 0	5 0	0 0	0 0	1 0	0 0	1 0	6 0	
viol ga cntrl subst	3 0	29 0	11 0	0 0	43 0	1 0	5 0	5 0	0 0	11 0	54 0	
public indecency	0 0	4 0	1 0	0 0	5 0	0 0	0 0	0 0	0 0	0 0	5 0	
peeping tom	0 0	1 0	1 0	0 0	2 0	0 0	0 0	0 0	0 0	0 0	2 0	
molesting a minor	1 0	0 0	3 0	0 0	4 0	0 0	0 0	0 0	0 0	0 0	4 0	
sexual battery	1 0	2 0	1 0	0 0	4 0	0 0	0 0	0 0	0 0	0 0	4 0	
escape	0 0	0 0	1 0	0 0	1 0	0 0	0 0	0 0	0 0	0 0	1 0	
cpwl & concealed wea	1 0	5 0	2 0	0 0	8 0	0 0	0 0	0 0	0 0	0 0	8 0	
shoplifting	2 0	4 0	9 0	0 0	15 0	0 0	7 0	2 0	0 0	9 0	24 0	
pointing gun at anot	0 0	1 0	3 0	0 0	4 0	0 0	1 0	0 0	0 0	1 0	5 0	
deadly weapons in pu	0 0	2 0	0 0	0 0	2 0	0 0	0 0	0 0	0 0	0 0	2 0	
other misdemeanor	6 0	18 0	21 0	0 0	45 0	1 0	5 0	9 0	0 0	15 0	60 0	
riot	0 0	0 0	1 0	0 0	1 0	0 0	0 0	0 0	0 0	0 0	1 0	
fighting in public p	0 0	1 0	0 0	0 0	1 0	1 0	0 0	0 0	0 0	1 0	2 0	
family violence batt	0 0	2 0	0 0	0 0	2 0	0 0	1 0	0 0	0 0	1 0	3 0	
misuse firearm hunti	0 0	1 0	0 0	0 0	1 0	0 0	0 0	0 0	0 0	0 0	1 0	
cruelty to animals	0 0	0 0	0 0	0 0	0 0	0 0	0 0	1 0	0 0	1 0	1 0	
lottery violation	0 0	0 0	0 0	0 0	0 0	0 0	1 0	0 0	0 0	1 0	1 0	
off agnst pub hlth/m	0 0	5 0	4 0	0 0	9 0	0 0	1 0	0 0	0 0	1 0	10 0	
fairl fil/mntn abort	0 0	0 0	1 0	0 0	1 0	0 0	0 0	0 0	0 0	0 0	1 0	
involuntary manslaug	0 0	0 0	2 0	0 0	2 0	0 0	0 0	0 0	0 0	0 0	2 0	
theft by deception <	0 0	1 0	0 0	0 0	1 0	0 0	1 0	0 0	0 0	1 0	2 0	
theft/lost/property<	0 0	1 0	0 0	0 0	1 0	0 0	0 0	0 0	0 0	0 0	1 0	
theft of services <	0 0	1 0	0 0	0 0	1 0	0 0	0 0	0 0	0 0	0 0	1 0	
theft by conversion	0 0	3 0	1 0	0 0	4 0	0 0	2 0	2 0	0 0	4 0	8 0	
theft motor vehicle,	0 0	3 0	2 0	0 0	5 0	0 0	0 0	0 0	0 0	0 0	5 0	
conversn paymnt real	0 0	1 0	0 0	0 0	1 0	0 0	0 0	0 0	0 0	0 0	1 0	
entrng mot veh crim	0 0	4 0	0 0	0 0	4 0	0 0	0 0	0 0	0 0	0 0	4 0	
viol forgery&fraud p	0 0	2 0	1 0	0 0	3 0	0 0	0 0	1 0	0 0	1 0	4 0	

(continued)

Probationer Statistical Profile

Sample: Active & admin probationers, not in facilities
Act probationers 06/30/2004

Requestor: Nancy Phillips, Statistician

Most serious offense by current age & sex (continued)

Most serious offense	M e n				W o m e n				Grand Total	%	
	age 00-21	age 22-39	age 40-98	age UNKWN	Men Total	age 00-21	age 22-39	age 40-98			age UNKWN
abandon dang drugs/p	0 0	1 0	0 0	0 0	1 0	0 0	0 0	0 0	0 0	0 0	1 0
obtn/attmpt drugs il	0 0	0 0	3 0	0 0	3 0	0 0	1 0	3 0	0 0	4 0	7 0
viol dangerous drugs	0 0	1 0	0 0	0 0	1 0	0 0	0 0	0 0	0 0	0 0	1 0
mfg/dist imitate con	0 0	1 0	1 0	0 0	2 0	0 0	0 0	0 0	0 0	0 0	2 0
misc sexual offenses	0 0	3 0	3 0	0 0	6 0	0 0	0 0	0 0	0 0	0 0	6 0
providing sex mat mi	0 0	0 0	1 0	0 0	1 0	0 0	0 0	0 0	0 0	0 0	1 0
dng instrmtalties &	0 0	1 0	0 0	0 0	1 0	0 0	0 0	0 0	0 0	0 0	1 0
furnish liquor to mi	1 0	1 0	0 0	0 0	2 0	0 0	0 0	0 0	0 0	0 0	2 0
poss alc bev by juve	2 0	0 0	1 0	0 0	3 0	0 0	1 0	0 0	0 0	1 0	4 0
veh homicide tit 40	0 0	0 0	1 0	0 0	1 0	0 0	0 0	1 0	0 0	1 0	2 0
viol motor veh licen	1 0	2 0	1 0	0 0	4 0	0 0	0 0	0 0	0 0	0 0	4 0
conspiracy commit mis	1 0	1 0	0 0	0 0	2 0	0 0	0 0	0 0	0 0	0 0	2 0
misc misdemeanor	3 0	18 0	11 0	0 0	32 0	0 0	17 0	5 0	0 0	22 0	54 0
viol othr states law	1 0	3 0	1 0	0 0	5 0	0 0	0 0	1 0	0 0	1 0	6 0

FELONIES											

MISC HOMICIDE OFFENS	3 0	7 0	5 0	0 0	15 0	1 0	2 0	1 0	0 0	4 0	19 0
MURDER	0 0	5 0	7 0	0 0	12 0	0 0	7 0	1 0	0 0	8 0	20 0
VOLUNTARY MANSLAUGHT	2 0	81 0	112 0	0 0	195 0	0 0	24 0	44 1	0 0	68 0	263 0
INVOLUNTARY MANSLAUG	6 0	65 0	22 0	0 0	93 0	2 0	13 0	14 0	0 0	29 0	122 0
RECKLESS ABANDONMENT	1 0	0 0	0 0	0 0	1 0	0 0	0 0	0 0	0 0	0 0	1 0
FETICIDE	0 0	2 0	0 0	0 0	2 0	0 0	1 0	0 0	0 0	1 0	3 0
VEHICULAR HOMICIDE	7 0	191 0	112 0	0 0	310 0	1 0	33 0	30 0	0 0	64 0	374 0
HOMICIDE BY PILOT DU	0 0	1 0	1 0	0 0	2 0	0 0	0 0	0 0	0 0	0 0	2 0
CONCEAL DEATH OF ANO	0 0	3 0	1 0	0 0	4 0	1 0	0 0	1 0	0 0	2 0	6 0
ATMPT MURDER	1 0	8 0	14 0	0 0	23 0	0 0	2 0	8 0	0 0	10 0	33 0
MISC ABORTION	0 0	0 0	0 0	0 0	0 0	0 0	1 0	0 0	0 0	1 0	1 0
CRMNL ABORTION	0 0	1 0	0 0	0 0	1 0	0 0	1 0	0 0	0 0	1 0	2 0
MISC ASSAULT/BATTERY	4 0	102 0	70 0	0 0	176 0	0 0	11 0	5 0	0 0	16 0	192 0
FAMILY VIOLENCE BATT	3 0	50 0	22 0	0 0	75 0	1 0	4 0	2 0	0 0	7 0	82 0
AGGRAV ASSAULT	394 4	4042 7	2726 9	0 0	7162 7	113 6	984 6	501 6	0 0	1598 6	8760 7
ATMPT AGGRAV ASSAULT	1 0	15 0	12 0	0 0	28 0	0 0	4 0	4 0	0 0	8 0	36 0
AGGRAV BATTERY	53 1	476 1	294 1	0 0	823 1	3 0	60 0	27 0	0 0	90 0	913 1

(continued)

Probationer Statistical Profile

Sample: Active & admin probationers, not in facilities
Act probationers 06/30/2004

Requestor: Nancy Phillips, Statistician

Most serious offense by current age & sex (continued)

Most serious offense	Men				Women				Grand Total	%
	age 00-21	age 22-39	age 40-98	age UNKWN	age 00-21	age 22-39	age 40-98	age UNKWN		
TERRORIST THREATS & FALSE IMPRISONMENT	163	867	688	0	23	123	60	0	206	1924
FALSE IMPRISONMENT	17	259	108	0	0	19	4	0	23	407
FALSE IMPRIS COLOR L	0	1	1	0	0	0	0	0	0	2
KIDNAPPING	2	75	56	0	0	2	1	0	3	136
INTERFERENCE WITH CU	8	24	19	0	2	12	8	0	22	73
AGGRAV ASSAULT POLICE	4	147	113	0	2	13	14	0	29	293
AGGRAV BATTERY PEACE	1	6	2	0	0	2	0	0	2	11
SIMPLE BATTERY	9	80	54	0	0	15	4	0	19	162
RECK COND	0	7	1	0	0	8	1	0	9	17
INJURY BY VEHICLE	2	15	5	0	0	4	2	0	6	28
STALKING	1	19	20	0	0	1	0	0	1	41
AGGRAV STALKING	28	557	411	0	6	43	20	0	69	1065
ATMPT KIDNAP	0	2	4	0	0	0	0	0	0	6
ARSON MISC	2	19	13	0	2	4	6	0	12	46
ARSON 1ST DEGREE	17	173	137	0	7	60	61	0	128	455
ARSON 2ND DEGREE	7	48	17	0	0	9	8	0	17	89
ARSON 3RD DEGREE	1	17	5	0	1	7	2	0	10	33
CRMNL POSS EXPLOSIVE	2	4	1	0	0	2	1	0	3	10
MISC CRIMINAL DAMAGE	2	8	1	0	0	1	0	0	1	12
CRMNL DAMAGE 1ST DEG	38	162	72	0	6	29	10	0	45	317
CRMNL DAMAGE 2ND DEG	167	455	145	0	31	140	36	0	207	974
DAMAGE, DESTROY SECR	3	13	8	0	0	5	1	0	6	30
VANDALISM TO CHURCH	1	6	0	0	1	1	1	0	3	10
ALTER ID	16	43	11	0	0	7	2	0	9	79
BURGLARY	1528	5924	2008	0	112	629	202	0	943	10403
POSS BURGLAR TOOLS	71	113	29	0	5	9	1	0	15	228
ATMPT BURGLARY	34	69	25	0	0	4	3	0	7	135
MISC FORGERY	3	14	11	0	1	18	10	0	29	57
FORGERY 1ST DEGREE	339	3503	1700	0	275	3270	1364	0	4909	10451
FORGERY 2ND DEGREE	34	214	46	0	14	91	26	0	131	425
BAD CHECKS	13	167	153	0	9	164	62	0	235	568
ILLEGAL USE-CREDIT C	3	13	5	0	0	16	4	0	20	41
THEFT CREDIT CARD	22	90	21	0	14	80	15	0	109	242
FORGERY CREDIT CARD	2	28	7	0	6	50	7	0	63	100
FRAUDULENT CREDIT CA	57	327	97	0	73	378	79	0	530	1011

(continued)

Probationer Statistical Profile

Sample: Active & admin probationers, not in facilities
Act probationers 06/30/2004

Requestor: Nancy Phillips, Statistician

Most serious offense by current age & sex (continued)

Most serious offense	Men						Women						Grand Total	%
	age 00-21	age 22-39	age 40-98	age UNKWN	Men Total	Men %	age 00-21	age 22-39	age 40-98	age UNKWN	Women Total	Women %		
CRMNL POSS CREDIT CA	1 0	4 0	1 0	0 0	6 0		1 0	1 0	1 0	0 0	3 0		9 0	
RECV GDS,SRVS FRAUD	1 0	3 0	12 0	0 0	16 0		0 0	16 0	11 0	0 0	27 0		43 0	
FINANCIAL IDENTITY F	1 0	19 0	6 0	0 0	26 0		2 0	22 0	7 0	0 0	31 0		57 0	
TELECOMMUNICATIONS F	2 0	18 0	11 0	0 0	31 0		0 0	4 0	2 0	0 0	6 0		37 0	
COMPUTER THEFT	0 0	4 0	0 0	0 0	4 0		1 0	4 0	1 0	0 0	6 0		10 0	
COMPUTER TRESPASS	0 0	1 0	0 0	0 0	1 0		0 0	1 0	0 0	0 0	1 0		2 0	
ATMPT FORGERY	0 0	4 0	1 0	0 0	5 0		1 0	0 0	3 0	0 0	4 0		9 0	
FAILLR PAY NATRL PRD/	0 0	0 0	3 0	0 0	3 0		0 0	0 0	1 0	0 0	1 0		4 0	
FRAUDULENT ACCESS CO	2 0	34 0	7 0	0 0	43 0		8 0	38 0	5 0	0 0	51 0		94 0	
MISC FRAUD	7 0	169 0	100 0	0 0	276 0		11 1	183 1	91 1	0 0	285 1		561 0	
THEFT BY TAKING	712 7	3325 6	1738 6	0 0	5775 6		198 10	1963 11	965 11	0 0	3126 11		8901 7	
THEFT BY DECEPTION	12 0	213 0	196 1	0 0	421 0		11 1	177 1	96 1	0 0	284 1		705 1	
THEFT BY EXTORTION	0 0	8 0	2 0	0 0	10 0		0 0	7 0	3 0	0 0	10 0		20 0	
THEFT OF LOST PROPER	3 0	13 0	8 0	0 0	24 0		0 0	7 0	4 0	0 0	11 0		35 0	
THEFT BY REC STOLEN	639 7	2079 4	668 2	0 0	3386 3		55 3	318 2	80 1	0 0	453 2		3839 3	
THEFT OF SERVICES	2 0	36 0	24 0	0 0	62 0		1 0	24 0	9 0	0 0	34 0		96 0	
THEFT BY CONVERSION	9 0	207 0	253 1	0 0	469 0		7 0	144 1	77 1	0 0	228 1		697 1	
THEFT OF TRADE SECRE	0 0	3 0	1 0	0 0	4 0		1 0	0 0	0 0	0 0	1 0		5 0	
CONVSN PAYMNTS REAL	0 0	8 0	21 0	0 0	29 0		0 0	0 0	0 0	0 0	0 0		29 0	
ATMPT THEFT BY TAKIN	3 0	1 0	0 0	0 0	4 0		0 0	2 0	1 0	0 0	3 0		7 0	
THEFT MOTORVEH OR PA	141 1	448 1	171 1	0 0	760 1		17 1	71 0	12 0	0 0	100 0		860 1	
THEFT OF LEASED PERS	0 0	2 0	2 0	0 0	4 0		0 0	4 0	0 0	0 0	4 0		8 0	
THEFT BRING PROP IN	15 0	57 0	22 0	0 0	94 0		2 0	6 0	3 0	0 0	11 0		105 0	
THEFT RECV PROP OUT	7 0	18 0	3 0	0 0	28 0		0 0	3 0	2 0	0 0	5 0		33 0	
LIVESTOCK THEFT	0 0	9 0	4 0	0 0	13 0		0 0	1 0	0 0	0 0	1 0		14 0	
THEFT BY SHOPLIFTING	112 1	589 1	460 1	0 0	1161 1		222 11	994 6	463 5	0 0	1679 6		2840 2	
ENTERING VEHICLE	417 4	600 1	119 0	0 0	1136 1		10 1	43 0	8 0	0 0	61 0		1197 1	
STEAL ALTER PUBLIC D	0 0	0 0	0 0	0 0	0 0		0 0	0 0	1 0	0 0	1 0		1 0	
ROBBERY	233 2	1232 2	368 1	0 0	1833 2		26 1	150 1	44 1	0 0	220 1		2053 2	
ARMED ROBBERY	23 0	391 1	205 1	0 0	619 1		3 0	28 0	10 0	0 0	41 0		660 1	
ROBBERY BY FORCE	1 0	11 0	1 0	0 0	13 0		0 0	0 0	0 0	0 0	0 0		13 0	
ROBBERY BY INTIMIDAT	4 0	14 0	4 0	0 0	22 0		0 0	0 0	2 0	0 0	2 0		24 0	
ROBBERY BY SUDDEN SN	1 0	7 0	2 0	0 0	10 0		0 0	2 0	0 0	0 0	2 0		12 0	
HIJACKING MOTOR VEHI	1 0	2 0	0 0	0 0	3 0		0 0	1 0	0 0	0 0	1 0		4 0	
ATMPT ROBBERY	20 0	63 0	18 0	0 0	101 0		3 0	5 0	2 0	0 0	10 0		111 0	

(continued)

Probationer Statistical Profile

Sample: Active & admin probationers, not in facilities
Act probationers 06/30/2004

Requestor: Nancy Phillips, Statistician

Most serious offense by current age & sex (continued)

Most serious offense	Men				Women				Grand Total	%
	age 00-21	age 22-39	age 40-98	age UNKWN	age 00-21	age 22-39	age 40-98	age UNKWN		
ATMPT ARMED ROBBERY	13	42	5	0	0	2	0	0	62	0
MISC SEXUAL OFFENSE	2	51	51	0	0	1	1	0	106	0
RAPE	2	109	113	0	0	0	0	0	224	0
SODOMY	5	22	43	0	0	2	0	0	72	0
AGGRAV SODOMY	1	44	82	0	0	0	0	0	127	0
BESTIALITY	0	1	3	0	0	0	0	0	4	0
SEDUCTION	0	0	1	0	0	0	0	0	1	0
INCEST	4	33	116	0	0	5	7	0	166	0
BIGAMY	0	7	9	0	0	0	1	0	17	0
AGGRAV SEXUAL BATTER	1	18	30	0	0	1	0	0	50	0
PIMPING A MINOR UNDE	0	0	1	0	0	0	0	0	1	0
PANDERING BY COMPULS	0	3	3	0	0	1	0	0	7	0
STATUTORY RAPE	267	1117	123	0	4	33	8	0	1552	1
CHILD MOLESTATION	133	989	1497	5	5	55	33	0	2712	2
ENTICING CHILD-INDEC	24	117	131	0	3	16	4	0	295	0
AGGRAV CHILD MOLESTA	10	103	183	1	1	4	1	0	302	0
NECROPHILIA	0	0	1	0	0	0	1	0	2	0
SEXL/ASLT/AGN/PERS/	0	22	19	0	0	9	6	0	56	0
SEXUAL ASLT BY THERA	0	1	0	0	0	0	0	0	1	0
SOLICIT SODOMY FROM	0	5	3	0	0	1	0	0	9	0
SEX OFFENDER FAIL RE	1	11	9	0	0	0	0	0	21	0
ATMPT RAPE	1	36	15	0	0	0	0	0	52	0
ATMPT SODOMY	0	1	3	0	0	0	0	0	4	0
ATMPT AGGRAV SODOMY	0	1	1	0	0	0	0	0	2	0
ATMPT CHILD MOLESTAT	0	0	1	0	0	0	0	0	1	0
AGG ASLT W ATMPT TO	2	3	1	0	0	0	0	0	6	0
AGGRAV CH MOLEST, AT	1	0	0	0	0	0	0	0	1	0
MISC OBSCENITY	0	1	4	0	0	0	0	0	5	0
DISTRIBUTING OBSCENE	0	1	2	0	0	1	1	0	5	0
DISTR MAT DEPICT NUD	0	3	2	0	0	0	0	0	5	0
PROV SEX MATER TO MI	0	0	2	0	0	0	0	0	2	0
MISC PUBLIC ORDER	0	4	0	0	0	0	3	0	7	0
INSURRECTION	0	1	0	0	0	0	0	0	1	0
INCITING TO INSURREC	1	0	1	0	0	0	0	0	2	0
ADVOC OVERTHROW OF G	0	0	1	0	0	0	0	0	1	0

(continued)

Probationer Statistical Profile

Sample: Active & admin probationers, not in facilities
Act probationers 06/30/2004

Requestor: Nancy Phillips, Statistician

Most serious offense by current age & sex (continued)

Most serious offense	Men					Women					Grand Total	%
	age 00-21	age 22-39	age 40-98	age UNKWN	Men Total	age 00-21	age 22-39	age 40-98	age UNKWN	Women Total		
FALSE SWEARNG WRITTN	5	38	17	0	60	3	23	6	0	32	92	
ABUSE OF GOVT OFFICE	0	0	1	0	1	0	0	0	0	0	1	
BRIBERY GOVT OFFICER	0	13	12	0	25	0	6	2	0	8	33	
VIOL OATH PUBLIC OFF	0	5	3	0	8	0	1	1	0	2	10	
INFLUENCE LEGISLATIV	0	0	1	0	1	0	0	0	0	0	1	
INFLUENCE GOVT OFFIC	0	3	0	0	3	0	0	0	0	0	3	
DEFRAUDING STATE	0	11	28	0	39	0	139	93	1	232	271	
FALSE CERTIFICATES	1	8	4	0	13	0	8	0	0	8	21	
INFLUENCING WITNESS	4	11	3	0	18	0	6	1	0	7	25	
OBSTR OF LAW ENF OFF	178	1291	514	0	1983	42	250	120	1	412	2395	
TAMPERING WITH EVIDE	0	1	1	0	2	0	1	0	0	1	3	
MISC JUDICIAL PROCEE	0	0	1	0	1	1	1	0	0	2	3	
PERJURY	2	13	15	0	30	3	19	9	0	31	61	
FALSE SWEARING	1	19	5	0	25	2	20	7	0	29	54	
SUBORNATION OF PERJU	0	0	0	0	0	0	2	0	0	2	2	
IMPERSONATION	1	3	1	0	5	0	10	1	0	11	16	
IMPERSONATING OFFICE	4	35	29	0	68	0	6	2	0	8	76	
BARRATRY	1	4	0	0	5	0	1	1	0	2	7	
EMBRACERY	0	1	0	0	1	0	1	0	0	1	2	
FALSE STATEMENTS GOV	22	98	50	0	170	8	95	35	1	138	308	
UNAUTH REPRESENTN PEAC	0	0	1	0	1	0	0	0	0	0	1	
IMPERSNING IN LEGAL	1	6	0	0	7	0	3	0	0	3	10	
ESCAPE	7	95	46	0	148	1	18	8	0	27	175	
AIDING ESCAPE	1	5	2	0	8	1	7	2	0	10	18	
HINDERING APPREH OR	7	44	18	0	69	8	45	18	0	71	140	
COMPOUNDING A CRIME	0	3	1	0	4	0	1	1	0	2	6	
MUTINY IN PENAL INST	1	0	2	0	3	0	0	0	0	0	3	
BAIL JUMPING	0	29	12	0	41	1	4	1	0	6	47	
ATMPT ESCAPE	1	1	0	0	2	0	0	0	0	0	2	
FALSE PUBLIC ALARM	13	18	4	0	35	1	4	3	0	8	43	
CRMNL INTERFERE GOVT	63	207	80	0	350	4	24	18	0	46	396	
MISC GAMBLING/RELATE	0	1	1	0	2	0	0	1	0	1	3	
COMMERICAL GAMBLING	0	5	19	0	24	1	1	8	0	10	34	
BRIBERY OF CONTESTAN	0	3	0	0	3	0	2	0	0	2	5	
SOLICIT/ACCEPTING BR	0	1	1	0	2	0	1	0	0	1	3	

(continued)

Probationer Statistical Profile

Sample: Active & admin probationers, not in facilities
Act probationers 06/30/2004

Requestor: Nancy Phillips, Statistician

Most serious offense by current age & sex (continued)

Most serious offense	Men						Women						Grand									
	age	age	age	age	Men		age	age	age	age	Women		Total	%								
	00-21	%	22-39	%	40-98	%	UNKWN	%	Total	%	00-21	%	22-39	%	40-98	%	UNKWN	%	Total	%		
GAMBLING ACT ON BUSI	0	0	0	0	3	0	0	0	3	0	0	0	1	0	0	0	0	0	1	0	4	0
DOGFIGHTING	0	0	11	0	3	0	0	0	14	0	0	0	0	0	1	0	0	0	1	0	15	0
LOTTERY VIOLATION	2	0	6	0	3	0	0	0	11	0	1	0	8	0	0	0	0	0	9	0	20	0
BUS HIJACKING	1	0	1	0	0	0	0	0	2	0	0	0	0	0	0	0	0	0	0	0	2	0
BOARDING BUS W/CONCL	0	0	1	0	0	0	0	0	1	0	0	0	1	0	0	0	0	0	1	0	2	0
REMOVAL BAGGAGE,CARG	0	0	3	0	0	0	0	0	3	0	0	0	0	0	0	0	0	0	0	0	3	0
CRUELTY TO CHILDREN	21	0	567	1	361	1	0	0	949	1	11	1	434	3	159	2	0	0	604	2	1553	1
ATMPT CRUELTY TO CHI	0	0	0	0	0	0	0	0	0	0	0	0	1	0	0	0	0	0	1	0	1	0
SEX EXPLOITATION CHI	3	0	29	0	32	0	0	0	64	0	0	0	5	0	2	0	0	0	7	0	71	0
ABANDONMENT OF CHILD	0	0	31	0	33	0	0	0	64	0	0	0	1	0	1	0	0	0	2	0	66	0
UNLWFL AD ADOPT CHIL	0	0	0	0	0	0	0	0	0	0	0	0	1	0	0	0	0	0	1	0	1	0
CNTRBTNG DELINQENCY	2	0	9	0	2	0	0	0	13	0	0	0	6	0	1	0	0	0	7	0	20	0
MISC WEAPON/EXPLOSIV	14	0	25	0	9	0	0	0	48	0	1	0	3	0	0	0	0	0	4	0	52	0
CARRY CONCEALED WEAP	18	0	57	0	8	0	0	0	83	0	3	0	0	0	1	0	0	0	4	0	87	0
CARRY PISTL WITHOUT	0	0	2	0	1	0	0	0	3	0	0	0	0	0	0	0	0	0	0	0	3	0
ALTER PISTL LICENSE	1	0	1	0	0	0	0	0	2	0	0	0	0	0	0	0	0	0	0	0	2	0
MACHINE GUN ACTIVITI	0	0	0	0	1	0	0	0	1	0	0	0	0	0	0	0	0	0	0	0	1	0
POSS OF FIREARM DUR	52	1	603	1	259	1	0	0	914	1	3	0	46	0	44	1	0	0	93	0	1007	1
POSS OF CERTAIN WEAP	23	0	106	0	53	0	0	0	182	0	2	0	6	0	3	0	0	0	11	0	193	0
POSS FIREARM CONVCT	24	0	1130	2	1008	3	0	0	2162	2	0	0	70	0	50	1	0	0	120	0	2282	2
CARRY WEAPON AT SCHO	72	1	52	0	6	0	0	0	130	0	21	1	6	0	1	0	0	0	28	0	158	0
GUARD LINE WITH WEAP	0	0	3	0	0	0	0	0	3	0	0	0	4	0	1	0	0	0	5	0	8	0
POSS WEAPON BY PRISO	0	0	8	0	0	0	0	0	8	0	1	0	1	0	0	0	0	0	2	0	10	0
MISUSE FIREARM HUNTI	0	0	2	0	3	0	0	0	5	0	0	0	0	0	0	0	0	0	0	0	5	0
CRUELTY TO ANIMALS	2	0	6	0	1	0	0	0	9	0	0	0	0	0	0	0	0	0	0	0	9	0
AGGRAV CRUELTY TO AN	0	0	1	0	3	0	0	0	4	0	0	0	0	0	0	0	0	0	0	0	4	0
MISC INVASION OF PRI	0	0	4	0	2	0	0	0	6	0	0	0	0	0	1	0	0	0	1	0	7	0
EAVESDROP & SURVEILL	1	0	8	0	10	0	0	0	19	0	0	0	0	0	0	0	0	0	0	0	19	0
PEEPING TOM	8	0	68	0	44	0	0	0	120	0	0	0	0	0	0	0	0	0	0	0	120	0
P/S/D OF EAVESDROP D	0	0	0	0	1	0	0	0	1	0	0	0	0	0	0	0	0	0	0	0	1	0
RACKETEERING	2	0	14	0	22	0	0	0	38	0	0	0	12	0	10	0	0	0	22	0	60	0
S/D NARCOTICS OPIATE	16	0	290	0	174	1	0	0	480	0	7	0	52	0	52	1	0	0	111	0	591	0
S/D DEP STIM CNTRF D	37	0	291	0	141	0	0	0	469	0	6	0	70	0	42	0	0	0	118	0	587	0
S/D OF LSD	2	0	23	0	3	0	0	0	28	0	0	0	1	0	1	0	0	0	2	0	30	0
S/D OF MARIJUANA	378	4	1912	3	482	2	0	0	2772	3	23	1	252	1	120	1	0	0	395	1	3167	2

(continued)

Probationer Statistical Profile

Sample: Active & admin probationers, not in facilities
Act probationers 06/30/2004

Requestor: Nancy Phillips, Statistician

Most serious offense by current age & sex (continued)

Most serious offense	Men				Women				Grand Total	%								
	age 00-21	age 22-39	age 40-98	age UNKWN	age 00-21	age 22-39	age 40-98	age UNKWN										
S/D OF ALCOHOLIC IN	0	0	1	0	1	0	0	0	2	0	0	0	0	0	0	0	2	0
POSS NARCOTICS OPIAT	63	1	492	1	290	1	0	0	845	1	21	1	118	1	116	1	255	1
POSS DEP STIM CNTRF	104	1	759	1	368	1	0	0	1231	1	44	2	323	2	158	2	525	2
POSS OF LSD	4	0	55	0	4	0	0	0	63	0	0	0	4	0	3	0	7	0
POSS OF MARIJUANA	292	3	1484	3	460	1	0	0	2236	2	34	2	230	1	102	1	366	1
ILLEGAL POSS/MANF LI	0	0	4	0	4	0	0	0	8	0	0	0	1	0	0	0	1	0
ILLEGAL ATTM TO OBT	1	0	59	0	57	0	0	0	117	0	3	0	100	1	91	1	194	1
VIOL GA CNTRL SBST A	1239	13	9253	16	4425	14	0	0	14917	15	279	14	2512	15	1558	18	4349	16
VIOL DNGROUS DRGS AC	11	0	64	0	28	0	0	0	103	0	0	0	29	0	15	0	44	0
UNLWFL MFG/DEL/DIST	11	0	51	0	45	0	0	0	107	0	1	0	11	0	4	0	16	0
POSS DRUG RELATED MA	5	0	35	0	26	0	0	0	66	0	2	0	13	0	8	0	23	0
S/D CONT SUB PUBLIC	11	0	78	0	21	0	0	0	110	0	1	0	12	0	10	0	23	0
S/D CONT SUB SCHOOL	14	0	62	0	9	0	0	0	85	0	1	0	12	0	1	0	14	0
S/D COCAINE	254	3	2404	4	929	3	0	0	3587	4	24	1	316	2	239	3	579	2
POSS OF COCAINE	569	6	4278	7	2605	8	0	0	7452	8	66	3	855	5	657	8	1578	6
ATMPT VIOL SUBSTANCE	9	0	151	0	136	0	0	0	296	0	3	0	82	0	83	1	168	1
MISC DRUGS TRAFFICKI	3	0	55	0	30	0	0	0	88	0	1	0	16	0	4	0	21	0
TRAF COCAINE LESS 20	0	0	98	0	83	0	0	0	181	0	2	0	14	0	20	0	36	0
TRAF COCAINE 201-400	2	0	22	0	22	0	0	0	46	0	1	0	5	0	2	0	8	0
TRAF COCAINE 401+ GM	0	0	7	0	13	0	0	0	20	0	0	0	0	0	3	0	3	0
TRAF NARCOTIC LESS 1	0	0	1	0	1	0	0	0	2	0	0	0	1	0	0	0	1	0
TRAF NARCOTIC 15-28	0	0	3	0	0	0	0	0	3	0	0	0	0	0	1	0	1	0
TRAF NARCOTIC 29+ GM	0	0	2	0	1	0	0	0	3	0	0	0	0	0	1	0	1	0
TRAF MARIJNA 101-200	0	0	17	0	18	0	0	0	35	0	1	0	5	0	2	0	8	0
TRAF MARIJNA 2001-10	0	0	5	0	0	0	0	0	5	0	0	0	1	0	0	0	1	0
TRAF MARIJNA 10001+	0	0	3	0	1	0	0	0	4	0	0	0	0	0	1	0	1	0
TRAF METHAQUALONE < 4	0	0	4	0	7	0	0	0	11	0	0	0	4	0	2	0	6	0
TRAF METHAQUALONE >=4	0	0	3	0	1	0	0	0	4	0	0	0	1	0	1	0	2	0
TRAF AMPHTMINE 28-19	0	0	12	0	7	0	0	0	19	0	0	0	2	0	1	0	3	0
TRAF AMPHTMINE 200-3	2	0	3	0	6	0	0	0	11	0	0	0	0	0	1	0	1	0
CNSPIRE TRAFFIC CNTR	0	0	2	0	1	0	0	0	3	0	0	0	2	0	1	0	3	0
TRANSACTIONS DRUG OB	0	0	0	0	0	0	0	0	0	0	0	0	1	0	0	0	1	0
TRANSACTIONS CNTRFT	0	0	2	0	0	0	0	0	2	0	0	0	1	0	0	0	1	0
USE COMM FACLTY VIO	2	0	7	0	10	0	0	0	19	0	2	0	4	0	5	0	11	0
ATT/CONSPRCY COMMT C	2	0	33	0	14	0	0	0	49	0	1	0	16	0	16	0	33	0

(continued)

Probationer Statistical Profile

Sample: Active & admin probationers, not in facilities
Act probationers 06/30/2004

Requestor: Nancy Phillips, Statistician

Most serious offense by current age & sex (continued)

Most serious offense	Men				Women				Grand Total	%
	age 00-21	age 22-39	age 40-98	age UNKWN	age 00-21	age 22-39	age 40-98	age UNKWN		
UNAUTH DIST CONTRLLD	0	3	8	0	0	1	0	0	4	15
ILLGL DIST CONTRLLD	0	11	7	0	0	2	0	0	2	20
VIOL MOTOR VEHICLE L	8	123	113	0	1	28	0	0	50	294
ALTER CAR TITLE	0	2	3	0	0	0	0	0	0	5
CHOP SHOP VIOLATION	0	0	1	0	0	0	0	0	0	1
DRVNG HABTL VIOLATOR	4	556	875	0	1	31	82	0	114	1549
HABIT TRAF VOIL/IMPA	0	117	173	0	0	10	16	0	26	316
HABIT TRAF VIOL/OTHE	0	146	194	0	0	7	11	0	18	358
TAMPER STAMPS	0	0	0	0	0	0	1	0	1	1
DSTL ALCOHOL BEVERAG	0	0	1	0	0	0	0	0	0	1
POSS UNAUTHORIZED ST	0	0	0	0	0	1	0	0	1	1
POSS CONTRABAND ARTI	1	2	2	0	0	3	2	0	5	10
TRNSPRT CONTRABAND A	0	2	0	0	1	3	2	0	6	8
CONCEAL CONTRABAND	1	1	0	0	0	0	0	0	0	2
CONVYNCE HANDLE CONT	1	0	0	0	0	0	0	0	0	1
MISC MRALS/PBLIC H/S	2	4	7	0	0	0	1	0	1	14
VIOL GAME AND FISH L	0	0	1	0	0	0	0	0	0	1
MISC CORRECTIONL INS	2	9	3	0	1	7	4	0	12	26
VIOLATN OTHR STATES	29	211	101	0	5	82	34	0	121	462
CONSPIRACY	105	690	409	0	23	166	102	0	291	1495
INTERMARRIAGE CLOSE	169	1413	940	0	38	337	219	0	594	3116
CRMNL ATMP	674	4405	2232	0	78	872	472	0	1422	8733
AIRCRAFT HIJACKING	112	500	254	0	18	150	69	0	237	1103
UNAUTH DIST RECRD DE	355	1795	862	0	56	625	301	0	982	3994
NONPYMT AGR NVL STOR	149	921	474	0	53	279	159	0	491	2035
CRMNL SOLICITATION	211	1352	681	0	57	373	180	0	610	2854
PARTY TO A CRIME	364	1636	936	0	74	615	291	0	980	3916
CRMNL TRESPASSING	161	1430	836	0	43	508	259	0	810	3237
HIRE JUVENILE SELL D	259	836	394	0	80	368	140	0	588	2077
GANG PARTICIPATION	693	4627	2375	0	126	1313	751	0	2190	9885

(continued)

Probationer Statistical Profile

Sample: Active & admin probationers, not in facilities
Act probationers 06/30/2004

Requestor: Nancy Phillips, Statistician

Most serious offense by current age & sex (continued)

Most serious offense	M e n					W o m e n					Grand Total %
	age 00-21 %	age 22-39 %	age 40-98 %	age UNKWN %	Men Total %	age 00-21 %	age 22-39 %	age 40-98 %	age UNKWN %	Women Total %	
Total reported	12870	78830	41667	0	133367	2615	22995	11760	0	37370	170737
Percent Reported	133.1	132.6	132.7		132.7	132.3	131.5	132.6		131.9	132.5
NOT REPORTED	128	859	431	0	1418	33	316	149	0	498	1916
Total	9673	59457	31403	0	100533	1977	17484	8872	0	28333	128866

Probationer Statistical Profile

Sample: Active & admin probationers, not in facilities
Act probationers 06/30/2004

Requestor: Nancy Phillips, Statistician

Most serious crime type by current age & sex

Crime type	M e n					W o m e n					Grand	
	age 00-21	age 22-39	age 40-98	age UNKWN	Men Total	age 00-21	age 22-39	age 40-98	age UNKWN	Women Total	Total	%
VIOL/PERSN	1026 11	9487 16	5887 19	0 0	16400 16	198 10	2012 12	968 11	0 0	3178 11	19578 15	
NVIOL/PERS	148 2	741 1	370 1	0 0	1259 1	27 1	73 0	59 1	0 0	159 1	1418 1	
PROPERTY	4477 46	19451 33	8499 27	0 0	32427 32	1112 56	9240 53	3902 44	0 0	14254 50	46681 36	
DRUG SALES	737 8	5420 9	2036 6	0 0	8193 8	71 4	804 5	531 6	0 0	1406 5	9599 7	
DRUG POSSN	2302 24	16685 28	8419 27	0 0	27406 27	453 23	4278 24	2802 32	0 0	7533 27	34939 27	
ALCOHOL	3 0	6 0	7 0	0 0	16 0	0 0	2 0	0 0	0 0	2 0	18 0	
HABIT/DUI	18 0	1006 2	1427 5	0 0	2451 2	3 0	86 0	138 2	0 0	227 1	2678 2	
SEX OFFEND	459 5	2721 5	2469 8	0 0	5649 6	15 1	132 1	63 1	0 0	210 1	5859 5	
OTHER	503 5	3939 7	2289 7	0 0	6731 7	98 5	857 5	409 5	0 0	1364 5	8095 6	
Total reported	9673	59456	31403	0	100532	1977	17484	8872	0	28333	128865	
Percent Reported	100.0	100.0	100.0		100.0	100.0	100.0	100.0		100.0	100.0	
NOT REPORTED	0	1	0	0	1	0	0	0	0	0	1	
Total	9673	59457	31403	0	100533	1977	17484	8872	0	28333	128866	