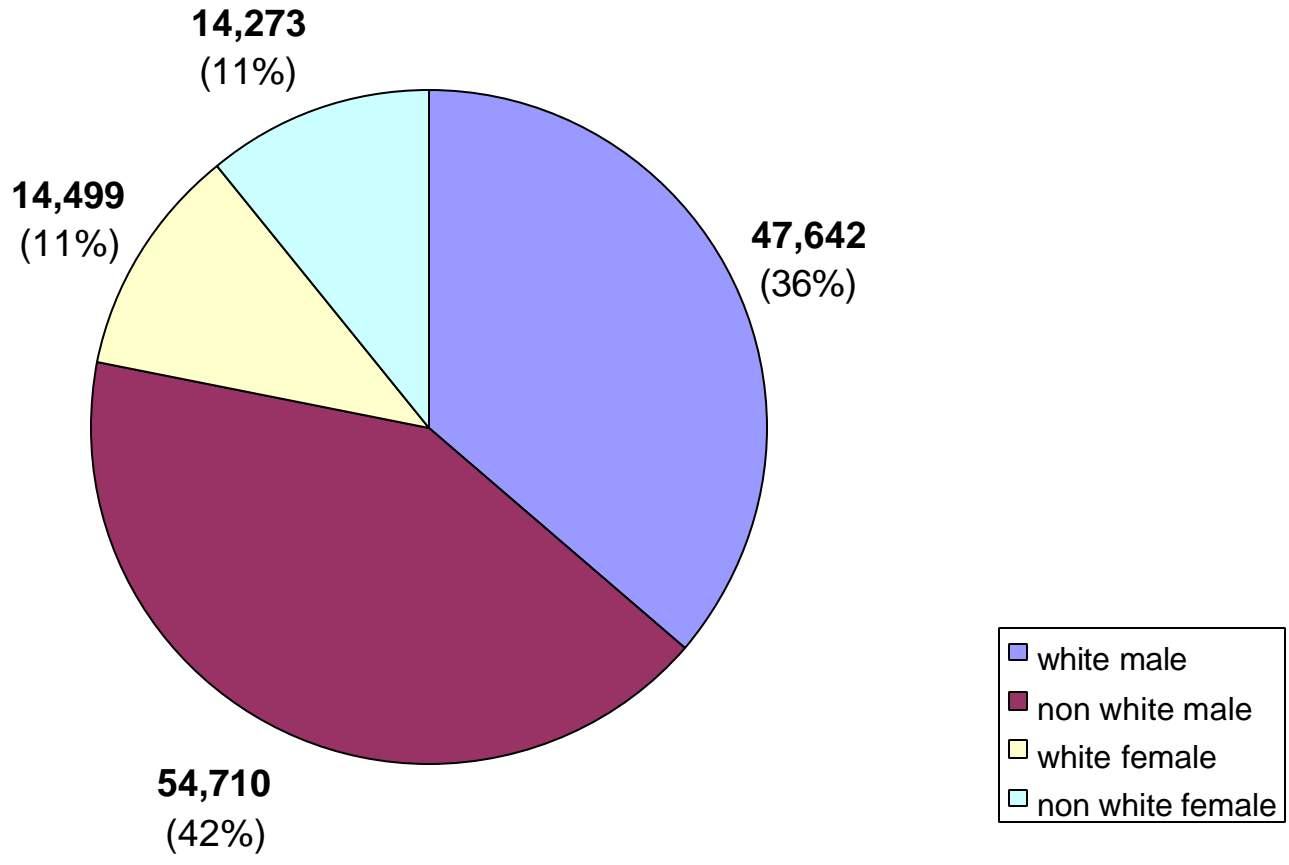
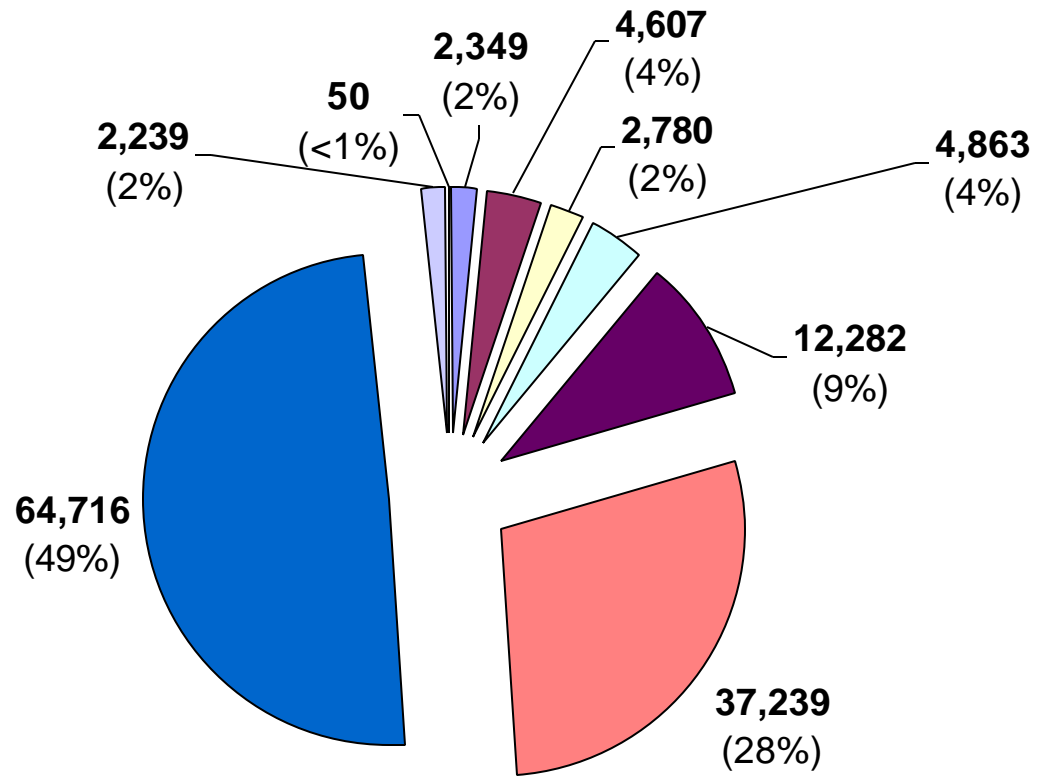


### Active Probationers by Race & Gender

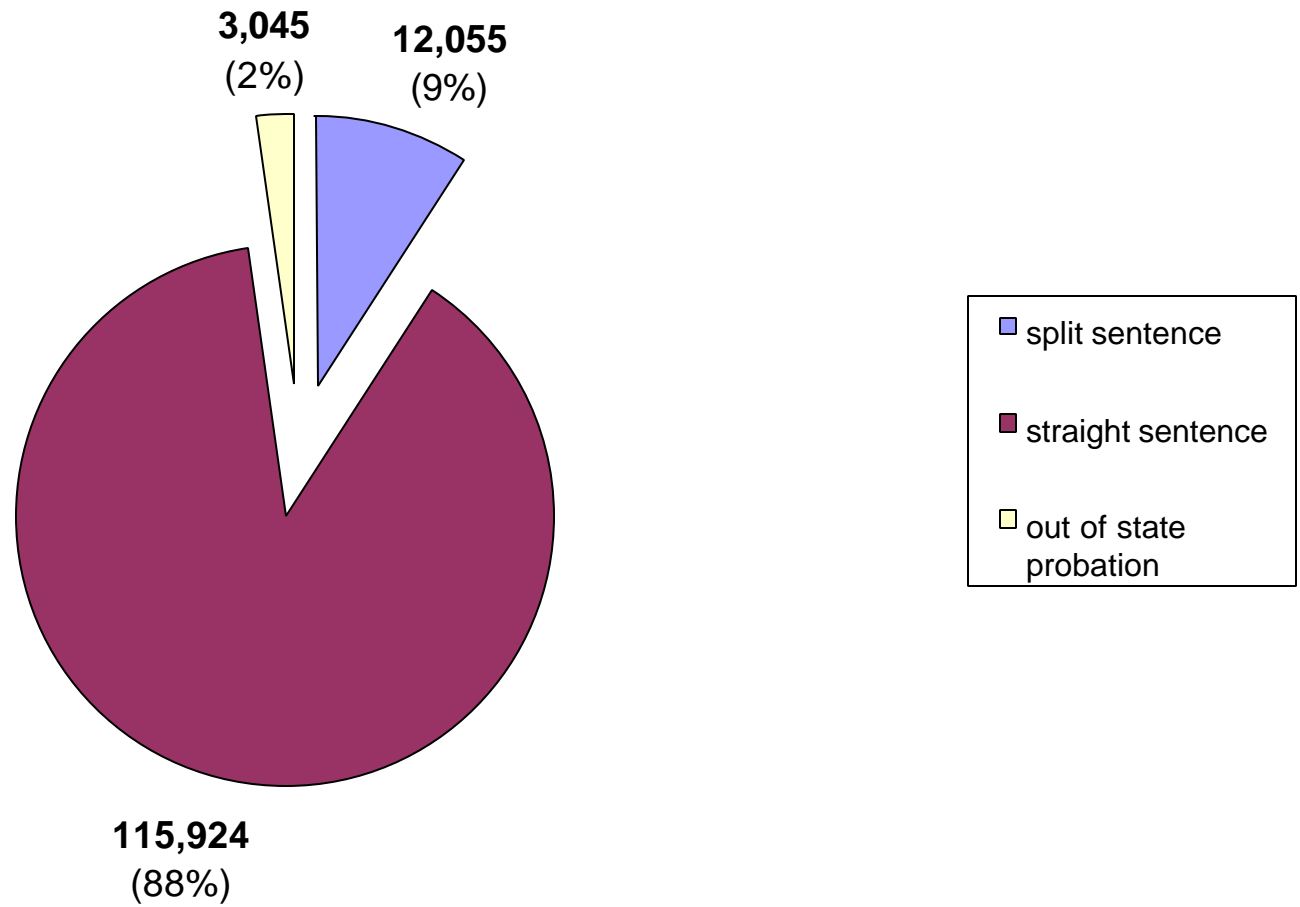


### Active Probationers by Current Supervision Level

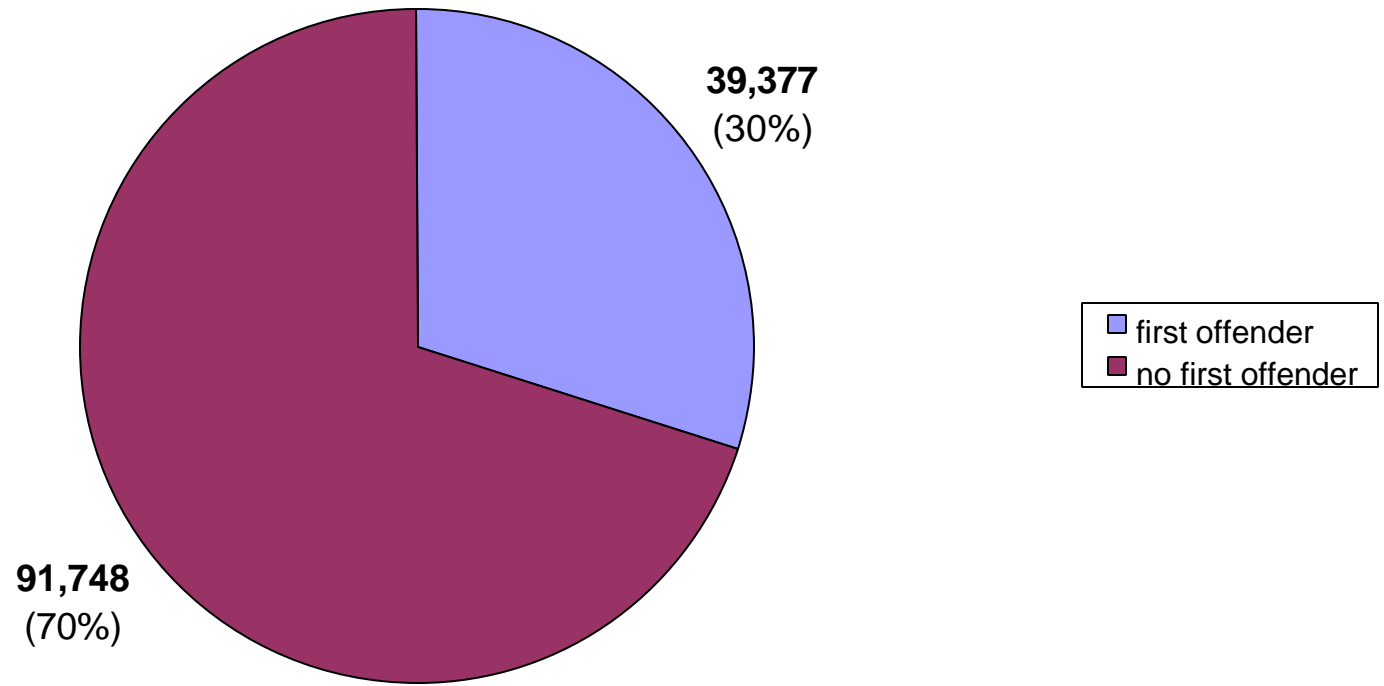


■ unsupervised ■ intensive ■ maximum ■ high ■ medium ■ standard ■ administrative ■ unclassified ■ other

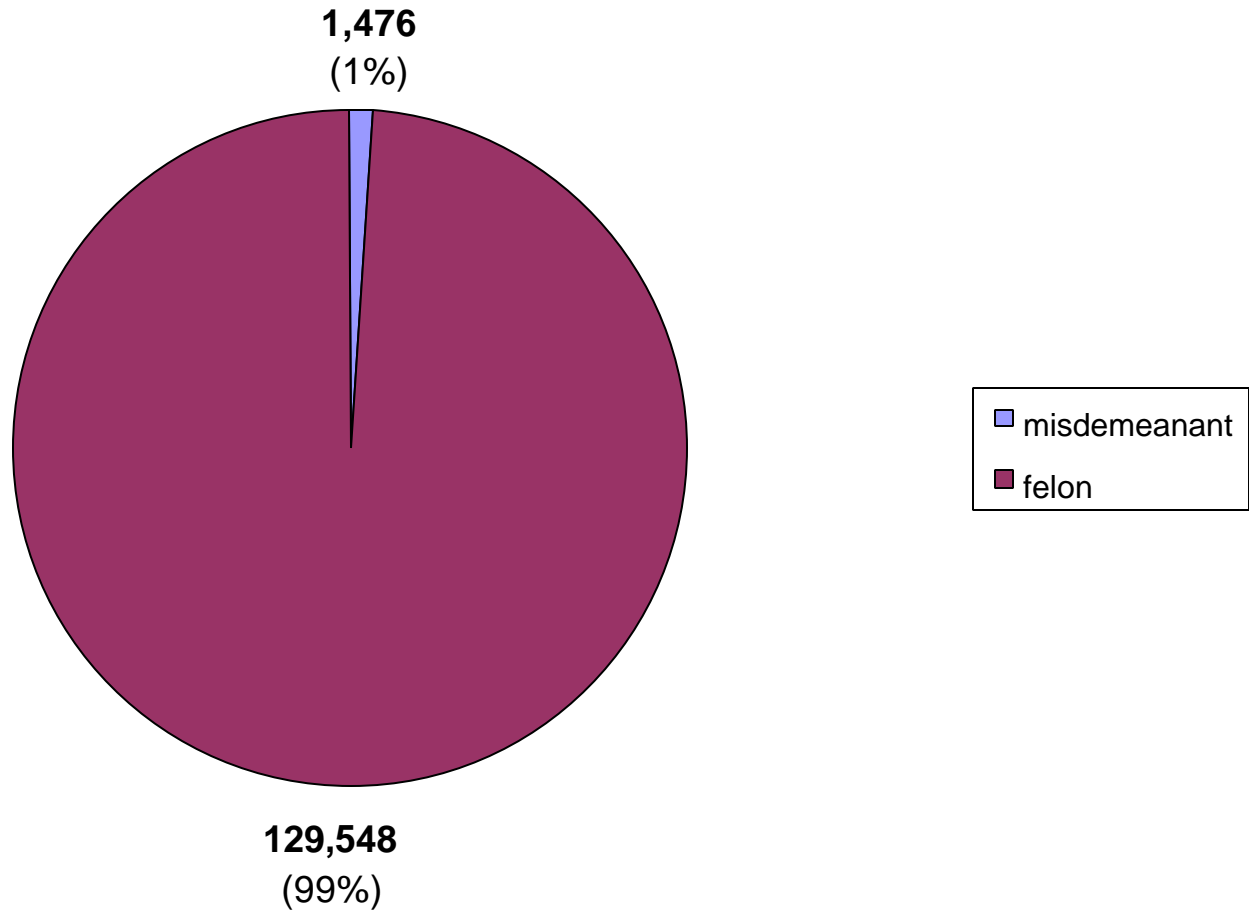
### Active Probationers by Case Type



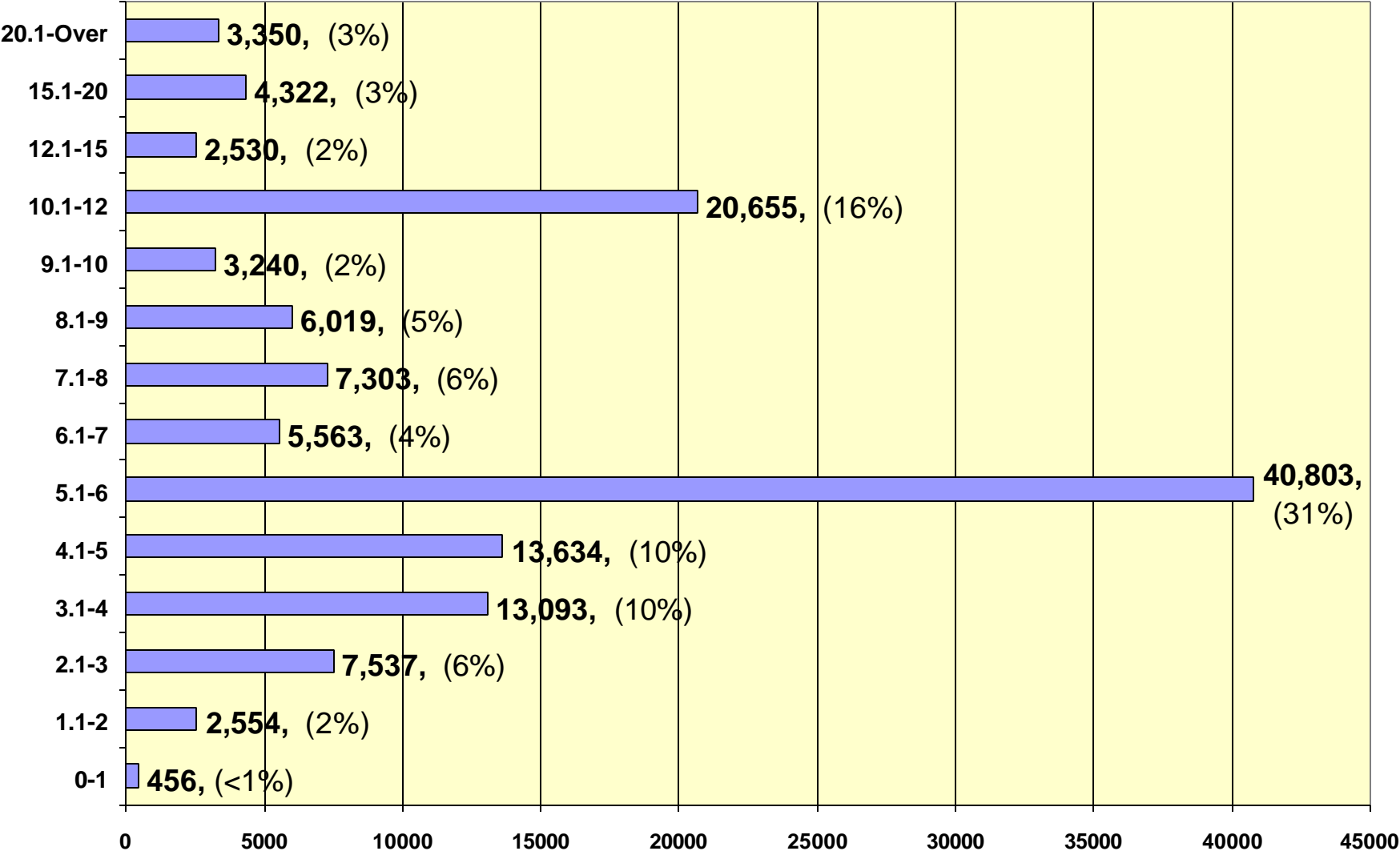
### Active Probationers by Offender Status



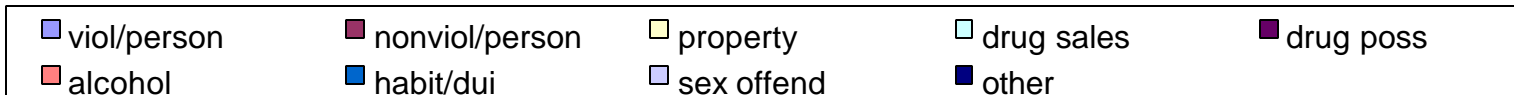
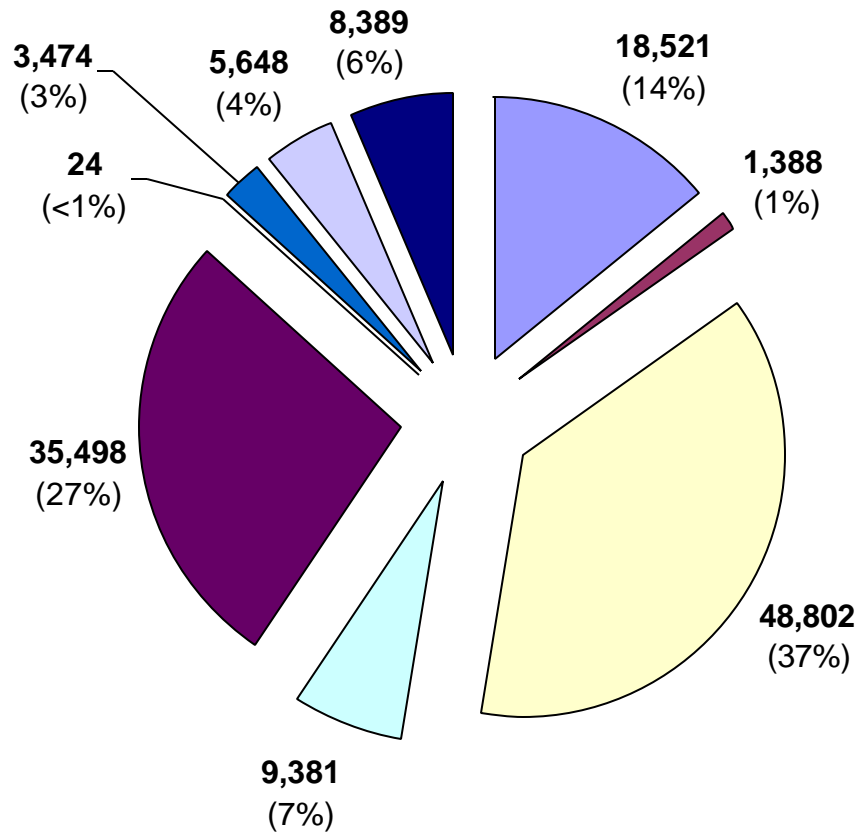
### Active Probationers by Sentence Type



### Active Probationers by Sentence Length



### Active Probationers by Crime Type



Probationer Statistical Profile

Table of contents for Active & admin probationers, not in facilities

Title	Page
-----	----
Race and sex	2
Current supervision type	3
County of conviction	4
Circuit of conviction	9
Circuit of supervision	11
Sentence length in years	13
Time served in years	14
Time left to serve	15
Case type	16
Release type	17
First offender status	18
Type probationer	19
Most serious crime by group	20
Most serious offense	21
Most serious crime type	32



Probationer Statistical Profile

Sample: Active & admin probationers, not in facilities  
Act probationers 03/22/2004

Requestor: Nancy Phillips, Statistician

Race and sex by current age & sex

Race and sex	M e n					W o m e n					Grand Total %
	age 00-21 %	age 22-39 %	age 40-98 %	age UNKWN %	Men Total %	age 00-21 %	age 22-39 %	age 40-98 %	age UNKWN %	Women Total %	
WHITE MALE	4541 45	27344 45	15757 51	0 0	47642 47	0 0	0 0	0 0	0 0	0 0	47642 36
NON WHITE MALE	5563 55	33790 55	15357 49	0 0	54710 53	0 0	0 0	0 0	0 0	0 0	54710 42
WHITE FEMALE	0 0	0 0	0 0	0 0	0 0	1019 47	8719 49	4761 55	0 0	14499 50	14499 11
NON WHITE FEMALE	0 0	0 0	0 0	0 0	0 0	1138 53	9209 51	3926 45	0 0	14273 50	14273 11
Total reported	10104	61134	31114	0	102352	2157	17928	8687	0	28772	131124
Percent Reported	100.0	100.0	100.0		100.0	100.0	100.0	100.0		100.0	100.0
NOT REPORTED	0	0	1	0	1	0	0	0	0	0	1
Total	10104	61134	31115	0	102353	2157	17928	8687	0	28772	131125
AVERAGE W-AGE	19.90	29.60	47.77	.00	34.16	19.98	30.34	46.36	.00	34.40	34.21

\*\*\* Average age excludes missing dates of birth

Probationer Statistical Profile

Sample: Active & admin probationers, not in facilities  
Act probationers 03/22/2004

Requestor: Nancy Phillips, Statistician

Current supervision type by current age & sex

Curr supv type	M e n							W o m e n							Grand							
	age	age	age	age	Men	Men	Men	age	age	age	age	Women	Women	Total	%							
	00-21	%	22-39	%	40-98	%	UNKWN	%	00-21	%	22-39	%	40-98	%	UNKWN	%	Total	%				
UNSUPERVISED	57	1	1173	2	667	2	0	0	1897	2	15	1	269	2	168	2	0	0	452	2	2349	2
WARRANT	0	0	3	0	0	0	0	0	3	0	0	0	0	0	0	0	0	0	0	0	3	0
BC AFTERCARE	0	0	0	0	0	0	0	0	0	0	0	0	0	0	0	0	0	0	0	0	0	0
HOME CONFINEMENT	0	0	2	0	0	0	0	0	2	0	0	0	0	0	0	0	0	0	0	0	2	0
INTENSIVE	774	8	2124	3	792	3	0	0	3690	4	110	5	578	3	229	3	0	0	917	3	4607	4
MAXIMUM	173	2	1401	2	851	3	0	0	2425	2	16	1	225	1	114	1	0	0	355	1	2780	2
HIGH	426	4	2442	4	1184	4	0	0	4052	4	57	3	495	3	259	3	0	0	811	3	4863	4
MEDIUM	1328	13	5805	9	2748	9	0	0	9881	10	212	10	1574	9	615	7	0	0	2401	8	12282	9
STANDARD	4716	47	15556	25	7371	24	0	0	27643	27	1283	59	6031	34	2282	26	0	0	9596	33	37239	28
ADMINISTRATIVE	2406	24	31484	51	16942	54	0	0	50832	50	437	20	8535	48	4912	57	0	0	13884	48	64716	49
FINANCIAL	0	0	4	0	38	0	0	0	42	0	0	0	0	0	3	0	0	0	3	0	45	0
OBSOLETE CODES	0	0	0	0	0	0	0	0	0	0	0	0	0	0	0	0	0	0	0	0	0	0
UNCLASSIFIED	224	2	1140	2	522	2	0	0	1886	2	27	1	221	1	105	1	0	0	353	1	2239	2
Total reported	10104		61134		31115		0		102353		2157		17928		8687		0		28772		131125	
Percent Reported	100.0		100.0		100.0				100.0		100.0		100.0		100.0				100.0		100.0	
NOT REPORTED	0		0		0		0		0		0		0		0		0		0		0	
Total	10104		61134		31115		0		102353		2157		17928		8687		0		28772		131125	

Probationer Statistical Profile

Sample: Active & admin probationers, not in facilities  
Act probationers 03/22/2004

Requestor: Nancy Phillips, Statistician

County of conviction by current age & sex

County	Men					Women					Grand Total	%										
	age 00-21	age 22-39	age 40-98	age UNKWN	Men Total	age 00-21	age 22-39	age 40-98	age UNKWN	Women Total												
Appling	22	0	157	0	57	0	0	0	236	0	3	0	31	0	9	0	0	0	43	0	279	0
Atkinson	17	0	87	0	44	0	0	0	148	0	3	0	20	0	10	0	0	0	33	0	181	0
Bacon	9	0	68	0	27	0	0	0	104	0	1	0	13	0	6	0	0	0	20	0	124	0
Baker	1	0	41	0	20	0	0	0	62	0	0	0	4	0	1	0	0	0	5	0	67	0
Baldwin	109	1	596	1	285	1	0	0	990	1	13	1	144	1	88	1	0	0	245	1	1235	1
Banks	13	0	110	0	79	0	0	0	202	0	5	0	38	0	24	0	0	0	67	0	269	0
Barrow	43	0	298	0	184	1	0	0	525	1	17	1	110	1	48	1	0	0	175	1	700	1
Bartow	103	1	957	2	529	2	0	0	1589	2	35	2	316	2	141	2	0	0	492	2	2081	2
Ben Hill	16	0	198	0	97	0	0	0	311	0	8	0	66	0	24	0	0	0	98	0	409	0
Berrien	28	0	158	0	94	0	0	0	280	0	7	0	41	0	22	0	0	0	70	0	350	0
Bibb	266	3	1724	3	856	3	0	0	2846	3	46	2	546	3	258	3	0	0	850	3	3696	3
Bleckley	35	0	142	0	49	0	0	0	226	0	6	0	36	0	20	0	0	0	62	0	288	0
Brantley	6	0	63	0	44	0	0	0	113	0	0	0	14	0	4	0	0	0	18	0	131	0
Brooks	27	0	132	0	58	0	0	0	217	0	1	0	24	0	14	0	0	0	39	0	256	0
Bryan	23	0	79	0	42	0	0	0	144	0	3	0	17	0	11	0	0	0	31	0	175	0
Bulloch	118	1	523	1	171	1	0	0	812	1	22	1	141	1	37	0	0	0	200	1	1012	1
Burke	38	0	128	0	57	0	0	0	223	0	2	0	28	0	14	0	0	0	44	0	267	0
Butts	30	0	208	0	120	0	0	0	358	0	8	0	62	0	31	0	0	0	101	0	459	0
Calhoun	7	0	85	0	37	0	0	0	129	0	1	0	20	0	10	0	0	0	31	0	160	0
Camden	40	0	206	0	90	0	0	0	336	0	12	1	50	0	28	0	0	0	90	0	426	0
Candler	15	0	69	0	43	0	0	0	127	0	2	0	27	0	17	0	0	0	46	0	173	0
Carroll	89	1	511	1	231	1	0	0	831	1	24	1	164	1	79	1	0	0	267	1	1098	1
Catoosa	44	0	335	1	152	0	0	0	531	1	17	1	116	1	56	1	0	0	189	1	720	1
Charlton	10	0	42	0	25	0	0	0	77	0	2	0	10	0	7	0	0	0	19	0	96	0
Chatham	361	4	1695	3	842	3	0	0	2898	3	91	4	648	4	299	3	0	0	1038	4	3936	3
Chattahoochee	3	0	28	0	13	0	0	0	44	0	1	0	8	0	2	0	0	0	11	0	55	0
Chattooga	29	0	239	0	126	0	0	0	394	0	17	1	71	0	34	0	0	0	122	0	516	0
Cherokee	170	2	923	2	463	1	0	0	1556	2	37	2	271	2	146	2	0	0	454	2	2010	2
Clarke	137	1	685	1	260	1	0	0	1082	1	19	1	171	1	60	1	0	0	250	1	1332	1
Clay	5	0	35	0	23	0	0	0	63	0	0	0	6	0	3	0	0	0	9	0	72	0
Clayton	258	3	824	1	374	1	0	0	1456	1	79	4	400	2	132	2	0	0	611	2	2067	2
Clinch	12	0	94	0	55	0	0	0	161	0	5	0	30	0	8	0	0	0	43	0	204	0
Cobb	700	7	4755	8	2429	8	0	0	7884	8	155	7	1355	8	754	9	0	0	2264	8	10148	8
Coffee	44	0	298	0	141	0	0	0	483	0	3	0	84	0	44	1	0	0	131	0	614	0

(continued)

Probationer Statistical Profile

Sample: Active & admin probationers, not in facilities  
Act probationers 03/22/2004

Requestor: Nancy Phillips, Statistician

County of conviction by current age & sex (continued)

County	M e n							W o m e n							Grand							
	age	age	age	age	UNKWN	Total	age	age	age	age	UNKWN	Total	Total	%								
	00-21	%	22-39	%	40-98	%	00-21	%	22-39	%	40-98	%										
Colquit	83	1	443	1	231	1	0	0	757	1	10	0	107	1	43	0	0	0	160	1	917	1
Columbia	70	1	317	1	129	0	0	0	516	1	10	0	81	0	54	1	0	0	145	1	661	1
Cook	33	0	255	0	150	0	0	0	438	0	1	0	72	0	36	0	0	0	109	0	547	0
Coweta	104	1	444	1	215	1	0	0	763	1	16	1	163	1	72	1	0	0	251	1	1014	1
Crawford	15	0	66	0	28	0	0	0	109	0	3	0	8	0	9	0	0	0	20	0	129	0
Crisp	71	1	288	0	146	0	0	0	505	0	21	1	107	1	38	0	0	0	166	1	671	1
Dade	33	0	169	0	74	0	0	0	276	0	7	0	54	0	19	0	0	0	80	0	356	0
Dawson	15	0	137	0	80	0	0	0	232	0	3	0	55	0	35	0	0	0	93	0	325	0
Decatur	32	0	360	1	214	1	0	0	606	1	11	1	112	1	53	1	0	0	176	1	782	1
DeKalb	518	5	2810	5	1318	4	0	0	4646	5	138	6	842	5	360	4	0	0	1340	5	5986	5
Dodge	28	0	159	0	76	0	0	0	263	0	6	0	53	0	21	0	0	0	80	0	343	0
Dooly	19	0	124	0	61	0	0	0	204	0	2	0	31	0	18	0	0	0	51	0	255	0
Dougherty	283	3	2213	4	1173	4	0	0	3669	4	62	3	604	3	306	4	0	0	972	3	4641	4
Douglas	173	2	1471	2	891	3	0	0	2535	2	50	2	525	3	276	3	0	0	851	3	3386	3
Early	29	0	138	0	70	0	0	0	237	0	4	0	40	0	20	0	0	0	64	0	301	0
Echols	0	0	17	0	13	0	0	0	30	0	1	0	1	0	2	0	0	0	4	0	34	0
Effingham	49	0	216	0	99	0	0	0	364	0	10	0	69	0	40	0	0	0	119	0	483	0
Elbert	22	0	200	0	124	0	0	0	346	0	3	0	59	0	24	0	0	0	86	0	432	0
Emanuel	27	0	137	0	64	0	0	0	228	0	4	0	39	0	16	0	0	0	59	0	287	0
Evans	9	0	62	0	23	0	0	0	94	0	5	0	13	0	4	0	0	0	22	0	116	0
Fannin	21	0	181	0	138	0	0	0	340	0	5	0	70	0	28	0	0	0	103	0	443	0
Fayette	66	1	404	1	176	1	0	0	646	1	15	1	164	1	68	1	0	0	247	1	893	1
Floyd	115	1	899	1	554	2	0	0	1568	2	33	2	355	2	189	2	0	0	577	2	2145	2
Forsyth	77	1	410	1	232	1	0	0	719	1	4	0	132	1	63	1	0	0	199	1	918	1
Franklin	24	0	181	0	107	0	0	0	312	0	2	0	47	0	22	0	0	0	71	0	383	0
Fulton	641	6	4398	7	2183	7	0	0	7222	7	71	3	843	5	455	5	0	0	1369	5	8591	7
Gilmer	32	0	256	0	147	0	0	0	435	0	5	0	74	0	53	1	0	0	132	0	567	0
Glascocock	3	0	8	0	5	0	0	0	16	0	0	0	0	0	0	0	0	0	0	0	16	0
Glynn	110	1	605	1	304	1	0	0	1019	1	26	1	184	1	81	1	0	0	291	1	1310	1
Gordon	65	1	501	1	302	1	0	0	868	1	15	1	185	1	98	1	0	0	298	1	1166	1
Grady	33	0	247	0	127	0	0	0	407	0	5	0	46	0	33	0	0	0	84	0	491	0
Greene	39	0	232	0	91	0	0	0	362	0	5	0	45	0	21	0	0	0	71	0	433	0
Gwinnett	588	6	3037	5	1376	4	0	0	5001	5	133	6	905	5	409	5	0	0	1447	5	6448	5
Habersham	29	0	155	0	101	0	0	0	285	0	8	0	47	0	23	0	0	0	78	0	363	0
Hall	130	1	783	1	480	2	0	0	1393	1	37	2	306	2	150	2	0	0	493	2	1886	1

(continued)

Probationer Statistical Profile

Sample: Active & admin probationers, not in facilities  
Act probationers 03/22/2004

Requestor: Nancy Phillips, Statistician

County of conviction by current age & sex (continued)

County	Men						Women						Grand Total	%								
	age 00-21	age 22-39	age 40-98	age UNKWN	Men Total	Men %	age 00-21	age 22-39	age 40-98	age UNKWN	Women Total	Women %										
Hancock	14	0	77	0	32	0	0	0	123	0	2	0	8	0	6	0	0	0	16	0	139	0
Haralson	16	0	177	0	154	0	0	0	347	0	6	0	41	0	31	0	0	0	78	0	425	0
Harris	32	0	124	0	70	0	0	0	226	0	5	0	23	0	15	0	0	0	43	0	269	0
Hart	15	0	155	0	66	0	0	0	236	0	3	0	26	0	22	0	0	0	51	0	287	0
Heard	5	0	50	0	33	0	0	0	88	0	2	0	13	0	8	0	0	0	23	0	111	0
Henry	226	2	946	2	351	1	0	0	1523	1	52	2	280	2	123	1	0	0	455	2	1978	2
Houston	148	1	827	1	419	1	0	0	1394	1	39	2	278	2	103	1	0	0	420	1	1814	1
Irwin	17	0	83	0	58	0	0	0	158	0	3	0	16	0	7	0	0	0	26	0	184	0
Jackson	51	1	336	1	188	1	0	0	575	1	9	0	113	1	51	1	0	0	173	1	748	1
Jasper	16	0	88	0	47	0	0	0	151	0	3	0	15	0	8	0	0	0	26	0	177	0
Jeff Davis	13	0	111	0	63	0	0	0	187	0	3	0	29	0	11	0	0	0	43	0	230	0
Jefferson	30	0	133	0	52	0	0	0	215	0	2	0	20	0	7	0	0	0	29	0	244	0
Jenkins	12	0	83	0	43	0	0	0	138	0	1	0	23	0	5	0	0	0	29	0	167	0
Johnson	10	0	108	0	36	0	0	0	154	0	0	0	15	0	10	0	0	0	25	0	179	0
Jones	40	0	221	0	124	0	0	0	385	0	6	0	39	0	25	0	0	0	70	0	455	0
Lamar	27	0	188	0	77	0	0	0	292	0	10	0	41	0	15	0	0	0	66	0	358	0
Lanier	16	0	107	0	58	0	0	0	181	0	3	0	10	0	10	0	0	0	23	0	204	0
Laurens	62	1	455	1	241	1	0	0	758	1	7	0	106	1	44	1	0	0	157	1	915	1
Lee	33	0	284	0	135	0	0	0	452	0	10	0	45	0	26	0	0	0	81	0	533	0
Liberty	33	0	154	0	50	0	0	0	237	0	2	0	43	0	20	0	0	0	65	0	302	0
Lincoln	11	0	59	0	31	0	0	0	101	0	1	0	7	0	14	0	0	0	22	0	123	0
Long	14	0	48	0	15	0	0	0	77	0	1	0	6	0	3	0	0	0	10	0	87	0
Lowndes	205	2	1104	2	440	1	0	0	1749	2	50	2	303	2	138	2	0	0	491	2	2240	2
Lumpkin	14	0	169	0	102	0	0	0	285	0	5	0	57	0	26	0	0	0	88	0	373	0
Macon	7	0	155	0	126	0	0	0	288	0	2	0	21	0	20	0	0	0	43	0	331	0
Madison	33	0	148	0	92	0	0	0	273	0	4	0	46	0	27	0	0	0	77	0	350	0
Marion	11	0	52	0	26	0	0	0	89	0	0	0	12	0	7	0	0	0	19	0	108	0
McDuffie	31	0	170	0	80	0	0	0	281	0	2	0	40	0	22	0	0	0	64	0	345	0
McIntosh	11	0	73	0	47	0	0	0	131	0	5	0	26	0	9	0	0	0	40	0	171	0
Meriwether	32	0	155	0	93	0	0	0	280	0	4	0	28	0	22	0	0	0	54	0	334	0
Miller	20	0	82	0	35	0	0	0	137	0	1	0	17	0	6	0	0	0	24	0	161	0
Mitchell	48	0	327	1	140	0	0	0	515	1	3	0	72	0	36	0	0	0	111	0	626	0
Monroe	21	0	215	0	97	0	0	0	333	0	4	0	58	0	18	0	0	0	80	0	413	0
Montgomery	12	0	74	0	26	0	0	0	112	0	1	0	12	0	9	0	0	0	22	0	134	0
Morgan	19	0	147	0	95	0	0	0	261	0	5	0	19	0	16	0	0	0	40	0	301	0

(continued)

Probationer Statistical Profile

Sample: Active & admin probationers, not in facilities  
Act probationers 03/22/2004

Requestor: Nancy Phillips, Statistician

County of conviction by current age & sex (continued)

County	Men							Women							Grand Total	%						
	age 00-21	%	age 22-39	%	age 40-98	%	UNKWN	Men Total	%	age 00-21	%	age 22-39	%	age 40-98			%	UNKWN	Women Total	%		
Murray	30	0	148	0	70	0	0	0	248	0	6	0	47	0	18	0	0	0	71	0	319	0
Muscogee	265	3	1287	2	740	2	0	0	2292	2	80	4	534	3	234	3	0	0	848	3	3140	2
Newton	75	1	761	1	480	2	0	0	1316	1	17	1	187	1	120	1	0	0	324	1	1640	1
Oconee	14	0	69	0	40	0	0	0	123	0	4	0	23	0	10	0	0	0	37	0	160	0
Oglethorpe	11	0	78	0	42	0	0	0	131	0	0	0	12	0	10	0	0	0	22	0	153	0
Paulding	81	1	396	1	219	1	0	0	696	1	11	1	73	0	52	1	0	0	136	0	832	1
Peach	40	0	198	0	76	0	0	0	314	0	0	0	41	0	13	0	0	0	54	0	368	0
Pickens	24	0	168	0	104	0	0	0	296	0	3	0	63	0	35	0	0	0	101	0	397	0
Pierce	7	0	52	0	22	0	0	0	81	0	0	0	18	0	9	0	0	0	27	0	108	0
Pike	3	0	47	0	26	0	0	0	76	0	0	0	5	0	4	0	0	0	9	0	85	0
Polk	35	0	384	1	230	1	0	0	649	1	5	0	83	0	50	1	0	0	138	0	787	1
Pulaski	19	0	68	0	34	0	0	0	121	0	0	0	24	0	15	0	0	0	39	0	160	0
Putnam	29	0	212	0	127	0	0	0	368	0	8	0	37	0	25	0	0	0	70	0	438	0
Quitman	7	0	26	0	15	0	0	0	48	0	2	0	7	0	7	0	0	0	16	0	64	0
Rabun	29	0	87	0	65	0	0	0	181	0	6	0	16	0	22	0	0	0	44	0	225	0
Randolph	18	0	110	0	44	0	0	0	172	0	2	0	34	0	21	0	0	0	57	0	229	0
Richmond	279	3	1358	2	662	2	0	0	2299	2	64	3	538	3	226	3	0	0	828	3	3127	2
Rockdale	59	1	339	1	166	1	0	0	564	1	23	1	126	1	54	1	0	0	203	1	767	1
Schley	3	0	64	0	40	0	0	0	107	0	0	0	17	0	4	0	0	0	21	0	128	0
Screven	31	0	127	0	74	0	0	0	232	0	3	0	30	0	25	0	0	0	58	0	290	0
Seminole	17	0	121	0	66	0	0	0	204	0	2	0	32	0	10	0	0	0	44	0	248	0
Spalding	83	1	460	1	242	1	0	0	785	1	29	1	193	1	93	1	0	0	315	1	1100	1
Stephens	30	0	124	0	82	0	0	0	236	0	9	0	52	0	26	0	0	0	87	0	323	0
Stewart	5	0	89	0	48	0	0	0	142	0	1	0	12	0	14	0	0	0	27	0	169	0
Sumter	64	1	570	1	403	1	0	0	1037	1	13	1	180	1	91	1	0	0	284	1	1321	1
Talbot	7	0	51	0	28	0	0	0	86	0	0	0	4	0	5	0	0	0	9	0	95	0
Taliaferro	7	0	13	0	5	0	0	0	25	0	0	0	2	0	2	0	0	0	4	0	29	0
Tattnall	15	0	75	0	53	0	0	0	143	0	2	0	11	0	11	0	0	0	24	0	167	0
Taylor	18	0	84	0	41	0	0	0	143	0	1	0	11	0	5	0	0	0	17	0	160	0
Telfair	19	0	142	0	58	0	0	0	219	0	4	0	55	0	21	0	0	0	80	0	299	0
Terrell	17	0	168	0	50	0	0	0	235	0	11	1	36	0	20	0	0	0	67	0	302	0
Thomas	128	1	701	1	316	1	0	0	1145	1	11	1	184	1	76	1	0	0	271	1	1416	1
Tift	31	0	384	1	196	1	0	0	611	1	5	0	96	1	47	1	0	0	148	1	759	1
Toombs	33	0	169	0	83	0	0	0	285	0	9	0	65	0	27	0	0	0	101	0	386	0
Towns	5	0	51	0	23	0	0	0	79	0	1	0	15	0	7	0	0	0	23	0	102	0

(continued)

Probationer Statistical Profile

Sample: Active & admin probationers, not in facilities  
Act probationers 03/22/2004

Requestor: Nancy Phillips, Statistician

County of conviction by current age & sex (continued)

County	Men						Women						Grand Total %
	age 00-21 %	age 22-39 %	age 40-98 %	age UNKWN %	Men Total %		age 00-21 %	age 22-39 %	age 40-98 %	age UNKWN %	Women Total %		
Treutlen	11 0	76 0	52 0	0 0	139 0		2 0	13 0	15 0	0 0	30 0	169 0	
Troup	100 1	462 1	236 1	0 0	798 1		24 1	178 1	74 1	0 0	276 1	1074 1	
Turner	15 0	91 0	48 0	0 0	154 0		2 0	18 0	11 0	0 0	31 0	185 0	
Twiggs	6 0	77 0	42 0	0 0	125 0		4 0	18 0	12 0	0 0	34 0	159 0	
Union	17 0	74 0	53 0	0 0	144 0		7 0	22 0	20 0	0 0	49 0	193 0	
Upson	46 0	165 0	66 0	0 0	277 0		10 0	49 0	19 0	0 0	78 0	355 0	
Walker	68 1	393 1	201 1	0 0	662 1		13 1	117 1	60 1	0 0	190 1	852 1	
Walton	91 1	693 1	428 1	0 0	1212 1		13 1	159 1	85 1	0 0	257 1	1469 1	
Ware	31 0	231 0	135 0	0 0	397 0		5 0	77 0	33 0	0 0	115 0	512 0	
Warren	6 0	46 0	32 0	0 0	84 0		1 0	3 0	1 0	0 0	5 0	89 0	
Washington	23 0	124 0	54 0	0 0	201 0		1 0	30 0	18 0	0 0	49 0	250 0	
Wayne	47 0	264 0	136 0	0 0	447 0		17 1	79 0	38 0	0 0	134 0	581 0	
Webster	10 0	37 0	29 0	0 0	76 0		4 0	3 0	1 0	0 0	8 0	84 0	
Wheeler	7 0	40 0	25 0	0 0	72 0		1 0	7 0	8 0	0 0	16 0	88 0	
White	18 0	128 0	93 0	0 0	239 0		2 0	41 0	19 0	0 0	62 0	301 0	
Whitfield	104 1	677 1	304 1	0 0	1085 1		33 2	268 1	120 1	0 0	421 1	1506 1	
Wilcox	9 0	54 0	21 0	0 0	84 0		0 0	9 0	3 0	0 0	12 0	96 0	
Wilkes	14 0	81 0	45 0	0 0	140 0		2 0	17 0	12 0	0 0	31 0	171 0	
Wilkinson	10 0	73 0	47 0	0 0	130 0		3 0	22 0	13 0	0 0	38 0	168 0	
Worth	29 0	193 0	90 0	0 0	312 0		3 0	22 0	21 0	0 0	46 0	358 0	
Out of state	184 2	1469 2	645 2	0 0	2298 2		46 2	485 3	193 2	0 0	724 3	3022 2	
Total reported	10103	61130	31113	0	102346		2157	17928	8685	0	28770	131116	
Percent Reported	100.0	100.0	100.0		100.0		100.0	100.0	100.0		100.0	100.0	
Not reported	1	4	2	0	7		0	0	2	0	2	9	
Total	10104	61134	31115	0	102353		2157	17928	8687	0	28772	131125	

Probationer Statistical Profile

Sample: Active & admin probationers, not in facilities  
Act probationers 03/22/2004

Requestor: Nancy Phillips, Statistician

Circuit of conviction by current age & sex

Circuit of conv	M e n							W o m e n							Grand				
	age	age	age	age	Men	Men	Men	age	age	age	age	Women	Women	Total	%				
	00-21	%	22-39	%	40-98	%	UNKWN	00-21	%	22-39	%	40-98	%	UNKWN	%	Total	%		
Alapaha	106	1	709	1	406	1	0 0	1221	1	19	1	173	1	86	1	278	1	1499	1
Alcovy	166	2	1455	2	908	3	0 0	2529	3	30	1	346	2	205	2	581	2	3110	2
Atlanta	641	6	4408	7	2197	7	0 0	7246	7	72	3	846	5	457	5	1375	5	8621	7
Atlantic	107	1	504	1	232	1	0 0	843	1	19	1	126	1	63	1	208	1	1051	1
Augusta	390	4	1807	3	852	3	0 0	3049	3	76	4	647	4	296	3	1019	4	4068	3
Blue Ridge	170	2	923	2	462	2	0 0	1555	2	37	2	271	2	146	2	454	2	2009	2
Brunswick	232	2	1345	2	650	2	0 0	2227	2	61	3	373	2	167	2	601	2	2828	2
Chattahoochee	343	3	1651	3	926	3	0 0	2920	3	87	4	596	3	270	3	953	3	3873	3
Cherokee	168	2	1458	2	831	3	0 0	2457	2	50	2	501	3	239	3	790	3	3247	3
Clayton	258	3	822	1	372	1	0 0	1452	1	79	4	399	2	132	2	610	2	2062	2
Cobb	700	7	4751	8	2428	8	0 0	7879	8	155	7	1353	8	753	9	2261	8	10140	8
Conasauga	134	1	825	1	374	1	0 0	1333	1	39	2	315	2	138	2	492	2	1825	1
Cordele	115	1	664	1	325	1	0 0	1104	1	31	1	213	1	83	1	327	1	1431	1
Coweta	330	3	1622	3	808	3	0 0	2760	3	70	3	546	3	255	3	871	3	3631	3
Dougherty	283	3	2213	4	1173	4	0 0	3669	4	62	3	604	3	306	4	972	3	4641	4
Dublin	89	1	716	1	371	1	0 0	1176	1	13	1	152	1	81	1	246	1	1422	1
Eastern	361	4	1695	3	841	3	0 0	2897	3	91	4	647	4	299	4	1037	4	3934	3
Flint	226	2	946	2	351	1	0 0	1523	2	52	2	280	2	123	1	455	2	1978	2
Griffin	198	2	1076	2	510	2	0 0	1784	2	54	3	411	2	184	2	649	2	2433	2
Gwinnett	588	6	3036	5	1376	5	0 0	5000	5	133	6	905	5	409	5	1447	5	6447	5
Houston	148	1	827	1	419	1	0 0	1394	1	39	2	278	2	103	1	420	1	1814	1
Lookout Mountain	174	2	1136	2	553	2	0 0	1863	2	54	3	358	2	169	2	581	2	2444	2
Macon	321	3	1988	3	960	3	0 0	3269	3	49	2	595	3	280	3	924	3	4193	3
Middle	128	1	632	1	296	1	0 0	1056	1	18	1	181	1	85	1	284	1	1340	1
Mountain	88	1	366	1	248	1	0 0	702	1	23	1	115	1	71	1	209	1	911	1
Northeastern	145	1	920	2	560	2	0 0	1625	2	40	2	361	2	185	2	586	2	2211	2
Northern	105	1	762	1	431	1	0 0	1298	1	12	1	190	1	105	1	307	1	1605	1
Ocmulgee	276	3	1646	3	848	3	0 0	2770	3	45	2	329	2	202	2	576	2	3346	3
Oconee	120	1	625	1	268	1	0 0	1013	1	18	1	187	1	94	1	299	1	1312	1
Ogeechee	210	2	949	2	387	1	0 0	1546	2	36	2	263	2	107	1	406	1	1952	2
Pataula	113	1	680	1	303	1	0 0	1096	1	22	1	172	1	87	1	281	1	1377	1
Piedmont	107	1	744	1	451	1	0 0	1302	1	31	1	261	1	123	1	415	1	1717	1
Rome	115	1	899	2	554	2	0 0	1568	2	33	2	355	2	189	2	577	2	2145	2
South Georgia	121	1	1060	2	538	2	0 0	1719	2	20	1	254	1	133	2	407	1	2126	2

(continued)



Probationer Statistical Profile

Sample: Active & admin probationers, not in facilities  
Act probationers 03/22/2004

Requestor: Nancy Phillips, Statistician

Circuit of conviction by current age & sex (continued)

Circuit of conv	M e n								W o m e n								Grand					
	age	%	age	%	age	%	age	%	Men	%	age	%	age	%	age	%	Women	%	Total	%		
Southern	443	4	2397	4	1058	3	0	0	3898	4	73	3	619	4	273	3	0	0	965	3	4863	4
Southwestern	122	1	1199	2	781	3	0	0	2102	2	30	1	278	2	156	2	0	0	464	2	2566	2
Stone Mountain	518	5	2810	5	1318	4	0	0	4646	5	138	7	842	5	360	4	0	0	1340	5	5986	5
Tallapoosa	51	1	561	1	384	1	0	0	996	1	11	1	124	1	81	1	0	0	216	1	1212	1
Tifton	92	1	751	1	392	1	0	0	1235	1	13	1	152	1	86	1	0	0	251	1	1486	1
Toombs	72	1	377	1	198	1	0	0	647	1	6	0	69	0	51	1	0	0	126	0	773	1
Waycross	107	1	754	1	394	1	0	0	1255	1	11	1	216	1	103	1	0	0	330	1	1585	1
Western	151	2	754	1	300	1	0	0	1205	1	23	1	194	1	70	1	0	0	287	1	1492	1
Rockdale	59	1	339	1	166	1	0	0	564	1	23	1	126	1	54	1	0	0	203	1	767	1
Douglas	173	2	1471	2	891	3	0	0	2535	3	50	2	525	3	276	3	0	0	851	3	3386	3
Appalachian	77	1	605	1	389	1	0	0	1071	1	13	1	207	1	116	1	0	0	336	1	1407	1
Enotah	54	1	422	1	271	1	0	0	747	1	15	1	135	1	72	1	0	0	222	1	969	1
Bell-Forsyth	77	1	410	1	232	1	0	0	719	1	4	0	132	1	63	1	0	0	199	1	918	1
Towaliga	78	1	611	1	294	1	0	0	983	1	22	1	161	1	64	1	0	0	247	1	1230	1
Paulding	81	1	396	1	219	1	0	0	696	1	11	1	73	0	52	1	0	0	136	0	832	1
OUT OF STATE	184	2	1469	2	646	2	0	0	2299	2	46	2	485	3	193	2	0	0	724	3	3023	2
Total reported	10115		61186		31142		0		102443		2159		17941		8695		0		28795		131238	
Percent Reported	100.1		100.1		100.1				100.1		100.1		100.1		100.1				100.1		100.1	
NOT REPORTED	98		716		384		0		1198		21		185		90		0		296		1494	
Total	10104		61134		31115		0		102353		2157		17928		8687		0		28772		131125	

Probationer Statistical Profile

Sample: Active & admin probationers, not in facilities  
Act probationers 03/22/2004

Requestor: Nancy Phillips, Statistician

Circuit of supervision by current age & sex

Circuit of supv	M e n							W o m e n							Grand							
	age	age	age	age	Men	Men	age	age	age	age	Women	Women	Total	Total								
	00-21	%	22-39	%	40-98	%	UNKWN	%	00-21	%	22-39	%	40-98	%	UNKWN	%	Total	%				
Alapaha	98	1	716	1	384	1	0	0	1198	1	21	1	185	1	90	1	296	1	1494	1		
Alcovy	156	2	1426	2	854	3	0	0	2436	2	34	2	345	2	204	2	583	2	3019	2		
Atlanta	779	8	5423	9	2611	8	0	0	8813	9	113	5	1195	7	614	7	0	0	1922	7	10735	8
Atlantic	122	1	529	1	240	1	0	0	891	1	24	1	141	1	59	1	0	0	224	1	1115	1
Augusta	390	4	1922	3	895	3	0	0	3207	3	78	4	652	4	297	3	0	0	1027	4	4234	3
Blue Ridge	158	2	892	1	459	1	0	0	1509	1	42	2	270	2	145	2	0	0	457	2	1966	2
Brunswick	246	2	1392	2	670	2	0	0	2308	2	60	3	415	2	181	2	0	0	656	2	2964	2
Chattahoochee	330	3	1662	3	951	3	0	0	2943	3	91	4	608	3	283	3	0	0	982	3	3925	3
Cherokee	180	2	1521	2	835	3	0	0	2536	2	50	2	491	3	235	3	0	0	776	3	3312	3
Clayton	258	3	940	2	432	1	0	0	1630	2	76	4	433	2	147	2	0	0	656	2	2286	2
Cobb	683	7	4439	7	2196	7	0	0	7318	7	123	6	1193	7	671	8	0	0	1987	7	9305	7
Conasauga	150	1	923	2	429	1	0	0	1502	1	42	2	342	2	145	2	0	0	529	2	2031	2
Cordele	108	1	601	1	316	1	0	0	1025	1	24	1	202	1	70	1	0	0	296	1	1321	1
Coweta	328	3	1672	3	856	3	0	0	2856	3	78	4	614	3	269	3	0	0	961	3	3817	3
Dougherty	284	3	2242	4	1185	4	0	0	3711	4	68	3	594	3	306	4	0	0	968	3	4679	4
Dublin	96	1	693	1	370	1	0	0	1159	1	15	1	156	1	87	1	0	0	258	1	1417	1
Eastern	369	4	1758	3	855	3	0	0	2982	3	90	4	637	4	296	3	0	0	1023	4	4005	3
Flint	191	2	872	1	382	1	0	0	1445	1	35	2	274	2	116	1	0	0	425	1	1870	1
Griffin	203	2	1069	2	510	2	0	0	1782	2	48	2	407	2	177	2	0	0	632	2	2414	2
Gwinnett	598	6	2938	5	1288	4	0	0	4824	5	138	6	905	5	387	4	0	0	1430	5	6254	5
Houston	142	1	750	1	385	1	0	0	1277	1	34	2	244	1	92	1	0	0	370	1	1647	1
Lookout Mountain	171	2	1162	2	589	2	0	0	1922	2	48	2	368	2	186	2	0	0	602	2	2524	2
Macon	345	3	2205	4	1043	3	0	0	3593	4	51	2	651	4	312	4	0	0	1014	4	4607	4
Middle	119	1	638	1	322	1	0	0	1079	1	18	1	187	1	93	1	0	0	298	1	1377	1
Mountain	100	1	400	1	269	1	0	0	769	1	21	1	132	1	80	1	0	0	233	1	1002	1
Northeastern	152	2	989	2	574	2	0	0	1715	2	41	2	378	2	197	2	0	0	616	2	2331	2
Northern	110	1	794	1	446	1	0	0	1350	1	14	1	206	1	109	1	0	0	329	1	1679	1
Ocmulgee	256	3	1506	2	801	3	0	0	2563	3	47	2	321	2	189	2	0	0	557	2	3120	2
Oconee	111	1	594	1	261	1	0	0	966	1	21	1	185	1	94	1	0	0	300	1	1266	1
Ogeechee	177	2	864	1	399	1	0	0	1440	1	32	1	243	1	102	1	0	0	377	1	1817	1
Pataula	110	1	685	1	304	1	0	0	1099	1	22	1	179	1	93	1	0	0	294	1	1393	1
Piedmont	112	1	750	1	449	1	0	0	1311	1	27	1	254	1	123	1	0	0	404	1	1715	1
Rome	113	1	901	1	543	2	0	0	1557	2	37	2	349	2	192	2	0	0	578	2	2135	2
South Georgia	122	1	1067	2	556	2	0	0	1745	2	21	1	267	1	132	2	0	0	420	1	2165	2

(continued)

Probationer Statistical Profile

Sample: Active & admin probationers, not in facilities  
Act probationers 03/22/2004

Requestor: Nancy Phillips, Statistician

Circuit of supervision by current age & sex (continued)

Circuit of supv	M e n								W o m e n								Grand					
	age	age	age	age	Men	Men	age	age	age	age	age	age	Women	Women	Total	%						
	00-21	%	22-39	%	40-98	%	UNKWN	%	00-21	%	22-39	%	40-98	%	UNKWN	%	Total	%				
Southern	439	4	2414	4	1082	3	0	0	3935	4	77	4	612	3	273	3	0	0	962	3	4897	4
Southwestern	122	1	1123	2	735	2	0	0	1980	2	28	1	271	2	158	2	0	0	457	2	2437	2
Stone Mountain	563	6	3163	5	1435	5	0	0	5161	5	160	7	926	5	399	5	0	0	1485	5	6646	5
Tallapoosa	53	1	598	1	396	1	0	0	1047	1	11	1	155	1	93	1	0	0	259	1	1306	1
Tifton	104	1	811	1	399	1	0	0	1314	1	12	1	165	1	97	1	0	0	274	1	1588	1
Toombs	74	1	366	1	201	1	0	0	641	1	6	0	75	0	46	1	0	0	127	0	768	1
Waycross	115	1	760	1	424	1	0	0	1299	1	13	1	220	1	106	1	0	0	339	1	1638	1
Western	141	1	773	1	327	1	0	0	1241	1	23	1	173	1	71	1	0	0	267	1	1508	1
Rockdale	57	1	384	1	181	1	0	0	622	1	28	1	131	1	55	1	0	0	214	1	836	1
Douglas	143	1	1244	2	747	2	0	0	2134	2	36	2	419	2	222	3	0	0	677	2	2811	2
Appalachian	76	1	617	1	410	1	0	0	1103	1	17	1	210	1	117	1	0	0	344	1	1447	1
Enotah	51	1	417	1	279	1	0	0	747	1	12	1	136	1	73	1	0	0	221	1	968	1
Bell-Forsyth	65	1	380	1	223	1	0	0	668	1	8	0	122	1	56	1	0	0	186	1	854	1
Towaliga	76	1	567	1	299	1	0	0	942	1	24	1	160	1	74	1	0	0	258	1	1200	1
Paulding	99	1	463	1	270	1	0	0	832	1	14	1	110	1	65	1	0	0	189	1	1021	1
Total reported	10045		61015		31067		0		102127		2153		17908		8678		0		28739		130866	

Probationer Statistical Profile

Sample: Active & admin probationers, not in facilities  
Act probationers 03/22/2004

Requestor: Nancy Phillips, Statistician

Sentence length in years by current age & sex

Sentence (in years)	M e n				W o m e n				Grand Total %		
	age 00-21 %	age 22-39 %	age 40-98 %	age UNKWN %	Men Total %	age 00-21 %	age 22-39 %	age 40-98 %		age UNKWN %	Women Total %
0-1	36 0	203 0	122 0	0 0	361 0	10 0	61 0	24 0	0 0	95 0	456 0
1.1-2	218 2	1233 2	582 2	0 0	2033 2	60 3	307 2	154 2	0 0	521 2	2554 2
2.1-3	897 9	3254 5	1451 5	0 0	5602 5	292 14	1187 7	456 5	0 0	1935 7	7537 6
3.1-4	1433 14	5519 9	2556 8	0 0	9508 9	472 22	2292 13	821 9	0 0	3585 12	13093 10
4.1-5	1203 12	6535 11	2976 10	0 0	10714 10	219 10	1871 10	830 10	0 0	2920 10	13634 10
5.1-6	3720 37	18957 31	8786 28	0 0	31463 31	752 35	6018 34	2570 30	0 0	9340 32	40803 31
6.1-7	353 3	2711 4	1326 4	0 0	4390 4	57 3	751 4	365 4	0 0	1173 4	5563 4
7.1-8	441 4	3731 6	1734 6	0 0	5906 6	50 2	910 5	437 5	0 0	1397 5	7303 6
8.1-9	318 3	2919 5	1536 5	0 0	4773 5	44 2	757 4	445 5	0 0	1246 4	6019 5
9.1-10	162 2	1523 2	928 3	0 0	2613 3	25 1	386 2	216 2	0 0	627 2	3240 2
10.1-12	1073 11	9884 16	5273 17	0 0	16230 16	153 7	2635 15	1637 19	0 0	4425 15	20655 16
12.1-15	67 1	1159 2	918 3	0 0	2144 2	10 0	197 1	179 2	0 0	386 1	2530 2
15.1-20	130 1	2026 3	1505 5	0 0	3661 4	9 0	336 2	316 4	0 0	661 2	4322 3
20.1-OVER	53 1	1471 2	1368 4	0 0	2892 3	4 0	220 1	234 3	0 0	458 2	3350 3
INDEFINITE	0 0	0 0	0 0	0 0	0 0	0 0	0 0	0 0	0 0	0 0	0 0
Total reported	10104	61125	31061	0	102290	2157	17928	8684	0	28769	131059
Percent Reported	100.0	100.0	99.8		99.9	100.0	100.0	100.0		100.0	99.9
NOT REPORTED	0	9	54	0	63	0	0	3	0	3	66
Total	10104	61134	31115	0	102353	2157	17928	8687	0	28772	131125
AVERAGE EXCLUDING INDEFINITE	5.39	6.71	7.45	.00	6.81	4.63	6.04	6.97	.00	6.21	6.68

Probationer Statistical Profile

Sample: Active & admin probationers, not in facilities  
Act probationers 03/22/2004

Requestor: Nancy Phillips, Statistician

Time served in years by current age & sex

Time served (in yrs)	M e n				W o m e n				Grand Total %		
	age 00-21 %	age 22-39 %	age 40-98 %	age UNKWN %	Men Total %	age 00-21 %	age 22-39 %	age 40-98 %		age UNKWN %	Women Total %
0-1	5210 52	17714 29	7978 26	0 0	30902 30	1149 53	5573 31	2156 25	0 0	8878 31	39780 30
1.1-2	3041 30	14349 23	6348 20	0 0	23738 23	660 31	4461 25	1911 22	0 0	7032 24	30770 23
2.1-3	1336 13	10187 17	4874 16	0 0	16397 16	270 13	3111 17	1432 16	0 0	4813 17	21210 16
3.1-4	426 4	7297 12	3821 12	0 0	11544 11	69 3	2023 11	1071 12	0 0	3163 11	14707 11
4.1-5	73 1	5214 9	2892 9	0 0	8179 8	9 0	1350 8	816 9	0 0	2175 8	10354 8
5.1-6	13 0	2200 4	1240 4	0 0	3453 3	0 0	530 3	370 4	0 0	900 3	4353 3
6.1-7	1 0	1413 2	820 3	0 0	2234 2	0 0	320 2	240 3	0 0	560 2	2794 2
7.1-8	2 0	888 1	653 2	0 0	1543 2	0 0	209 1	173 2	0 0	382 1	1925 1
8.1-9	0 0	652 1	488 2	0 0	1140 1	0 0	136 1	125 1	0 0	261 1	1401 1
9.1-10	1 0	432 1	405 1	0 0	838 1	0 0	94 1	123 1	0 0	217 1	1055 1
10.1-12	0 0	384 1	508 2	0 0	892 1	0 0	58 0	95 1	0 0	153 1	1045 1
12.1-15	1 0	256 0	568 2	0 0	825 1	0 0	38 0	94 1	0 0	132 0	957 1
15.1-20	0 0	92 0	357 1	0 0	449 0	0 0	16 0	50 1	0 0	66 0	515 0
20.1-OVER	0 0	55 0	162 1	0 0	217 0	0 0	8 0	31 0	0 0	39 0	256 0
Total reported	10104	61133	31114	0	102351	2157	17927	8687	0	28771	131122
Percent Reported	100.0	100.0	100.0		100.0	100.0	100.0	100.0		100.0	100.0
NOT REPORTED	0	1	1	0	2	0	1	0	0	1	3
Total	10104	61134	31115	0	102353	2157	17928	8687	0	28772	131125
AVERAGE TIME SERVED	1.19	2.55	3.37	.00	2.67	1.13	2.29	3.18	.00	2.47	2.62

Probationer Statistical Profile

Sample: Active & admin probationers, not in facilities  
Act probationers 03/22/2004

Requestor: Nancy Phillips, Statistician

Time left to serve by current age & sex

Time left (in years)	M e n					W o m e n					Grand Total %
	age 00-21 %	age 22-39 %	age 40-98 %	age UNKWN %	Men Total %	age 00-21 %	age 22-39 %	age 40-98 %	age UNKWN %	Women Total %	
0-1	839 8	10079 16	5366 17	0 0	16284 16	265 12	3105 17	1551 18	0 0	4921 17	21205 16
1.1-2	1411 14	10004 16	5173 17	0 0	16588 16	402 19	3206 18	1529 18	0 0	5137 18	21725 17
2.1-3	1790 18	9732 16	4843 16	0 0	16365 16	467 22	2999 17	1389 16	0 0	4855 17	21220 16
3.1-4	1829 18	8509 14	4000 13	0 0	14338 14	321 15	2545 14	1130 13	0 0	3996 14	18334 14
4.1-5	1946 19	7530 12	3467 11	0 0	12943 13	395 18	2315 13	984 11	0 0	3694 13	16637 13
5.1-6	373 4	3195 5	1623 5	0 0	5191 5	51 2	819 5	434 5	0 0	1304 5	6495 5
6.1-7	417 4	2924 5	1545 5	0 0	4886 5	45 2	740 4	405 5	0 0	1190 4	6076 5
7.1-8	412 4	2446 4	1292 4	0 0	4150 4	45 2	642 4	350 4	0 0	1037 4	5187 4
8.1-9	398 4	2061 3	1006 3	0 0	3465 3	66 3	556 3	299 3	0 0	921 3	4386 3
9.1-10	446 4	1809 3	931 3	0 0	3186 3	80 4	525 3	249 3	0 0	854 3	4040 3
10.1-12	47 0	861 1	526 2	0 0	1434 1	2 0	117 1	99 1	0 0	218 1	1652 1
12.1-15	131 1	1045 2	601 2	0 0	1777 2	13 1	200 1	122 1	0 0	335 1	2112 2
15.1-20	58 1	598 1	436 1	0 0	1092 1	5 0	109 1	86 1	0 0	200 1	1292 1
20.1-OVER	7 0	310 1	233 1	0 0	550 1	0 0	44 0	55 1	0 0	99 0	649 0
INDEFINITE	0 0	0 0	0 0	0 0	0 0	0 0	0 0	0 0	0 0	0 0	0 0
NONE	0 0	22 0	16 0	0 0	38 0	0 0	6 0	2 0	0 0	8 0	46 0
Total reported	10104	61125	31058	0	102287	2157	17928	8684	0	28769	131056
Percent Reported	100.0	100.0	99.8		99.9	100.0	100.0	100.0		100.0	99.9
NOT REPORTED	0	9	57	0	66	0	0	3	0	3	69
Total	10104	61134	31115	0	102353	2157	17928	8687	0	28772	131125
AVERAGE EXCLUDING INDEFINITE, NONE	4.10	3.92	4.06	.00	3.98	3.42	3.58	3.84	.00	3.64	3.91

Probationer Statistical Profile

Sample: Active & admin probationers, not in facilities  
Act probationers 03/22/2004

Requestor: Nancy Phillips, Statistician

Case type by current age & sex

Case type	M e n				W o m e n				Grand Total %		
	age 00-21 %	age 22-39 %	age 40-98 %	age UNKWN %	Men Total %	age 00-21 %	age 22-39 %	age 40-98 %		age UNKWN %	Women Total %
PRESENTENCE	0 0	0 0	0 0	0 0	0 0	0 0	0 0	0 0	0 0	0 0	0 0
SPLIT SENTENCE	143 1	5929 10	4657 15	0 0	10729 10	20 1	712 4	594 7	0 0	1326 5	12055 9
STRAIGHT SENTENCE	9776 97	53706 88	25748 83	0 0	89230 87	2088 97	16719 93	7887 91	0 0	26694 93	115924 88
ABANDONMENT&BASTARDY	0 0	8 0	53 0	0 0	61 0	0 0	0 0	3 0	0 0	3 0	64 0
OUT OF STATE PROB	185 2	1482 2	650 2	0 0	2317 2	46 2	486 3	196 2	0 0	728 3	3045 2
OUT OF STATE A&B	0 0	1 0	1 0	0 0	2 0	0 0	1 0	0 0	0 0	1 0	3 0
SUSPENDED SENTENCE	0 0	8 0	6 0	0 0	14 0	3 0	10 0	7 0	0 0	20 0	34 0
Total reported	10104	61134	31115	0	102353	2157	17928	8687	0	28772	131125
Percent Reported	100.0	100.0	100.0		100.0	100.0	100.0	100.0		100.0	100.0
NOT REPORTED	0	0	0	0	0	0	0	0	0	0	0
Total	10104	61134	31115	0	102353	2157	17928	8687	0	28772	131125

Probationer Statistical Profile

Sample: Active & admin probationers, not in facilities  
Act probationers 03/22/2004

Requestor: Nancy Phillips, Statistician

Release type by current age & sex

Release type	M e n					W o m e n					Grand Total %	
	age 00-21 %	age 22-39 %	age 40-98 %	age UNKWN %	Men Total %	age 00-21 %	age 22-39 %	age 40-98 %	age UNKWN %	Women Total %		
TRANSF OUT OF STATE	0 0	0 0	0 0	0 0	0 0	0 0	0 0	0 0	0 0	0 0	0 0	0 0
REVOKED (TECHNICAL)	0 0	0 0	0 0	0 0	0 0	0 0	0 0	0 0	0 0	0 0	0 0	0 0
REVOKED (NEW SENT)	0 0	0 0	0 0	0 0	0 0	0 0	0 0	0 0	0 0	0 0	0 0	0 0
REVOKED (NEW CRIME)	0 0	0 0	0 0	0 0	0 0	0 0	0 0	0 0	0 0	0 0	0 0	0 0
ABSCONDED (TOLLED)	0 0	0 0	0 0	0 0	0 0	0 0	0 0	0 0	0 0	0 0	0 0	0 0
ABSCONDED (NON-TOLL)	0 0	0 0	0 0	0 0	0 0	0 0	0 0	0 0	0 0	0 0	0 0	0 0
TERMINATED BY COURT	0 0	0 0	0 0	0 0	0 0	0 0	0 0	0 0	0 0	0 0	0 0	0 0
OUT OF STATE TERM	0 0	0 0	0 0	0 0	0 0	0 0	0 0	0 0	0 0	0 0	0 0	0 0
DEATH	0 0	0 0	0 0	0 0	0 0	0 0	0 0	0 0	0 0	0 0	0 0	0 0
FINAN OBLIG COMPLETE	0 0	0 0	0 0	0 0	0 0	0 0	0 0	0 0	0 0	0 0	0 0	0 0
OTHER	0 0	0 0	0 0	0 0	0 0	0 0	0 0	0 0	0 0	0 0	0 0	0 0
NORMAL RELEASE	0 0	0 0	0 0	0 0	0 0	0 0	0 0	0 0	0 0	0 0	0 0	0 0
A & B SPECIAL TERM	0 0	0 0	0 0	0 0	0 0	0 0	0 0	0 0	0 0	0 0	0 0	0 0
INDEP JURISDICTION	0 0	0 0	0 0	0 0	0 0	0 0	0 0	0 0	0 0	0 0	0 0	0 0
ACTIVE	10104100	61134100	31115100	0 0	102353100	2157100	17928100	8687100	0 0	28772100	131125100	
Total reported	10104	61134	31115	0	102353	2157	17928	8687	0	28772	131125	
Percent Reported	100.0	100.0	100.0		100.0	100.0	100.0	100.0		100.0	100.0	
NOT REPORTED	0	0	0	0	0	0	0	0	0	0	0	
Total	10104	61134	31115	0	102353	2157	17928	8687	0	28772	131125	



Probationer Statistical Profile

Sample: Active & admin probationers, not in facilities  
Act probationers 03/22/2004

Requestor: Nancy Phillips, Statistician

First offender status by current age & sex

1stOffndr	M e n				W o m e n				Grand Total %		
	age 00-21 %	age 22-39 %	age 40-98 %	age UNKWN %	Men Total %	age 00-21 %	age 22-39 %	age 40-98 %		age UNKWN %	Women Total %
FIRST OFFNDR STATUS	5485 54	16996 28	5126 16	0 0	27607 27	1520 70	7604 42	2646 30	0 0	11770 41	39377 30
NO FIRST OFFNDR STAT	4619 46	44138 72	25989 84	0 0	74746 73	637 30	10324 58	6041 70	0 0	17002 59	91748 70
Total reported	10104	61134	31115	0	102353	2157	17928	8687	0	28772	131125
Percent Reported	100.0	100.0	100.0		100.0	100.0	100.0	100.0		100.0	100.0
NOT REPORTED	0	0	0	0	0	0	0	0	0	0	0
Total	10104	61134	31115	0	102353	2157	17928	8687	0	28772	131125

Probationer Statistical Profile

Sample: Active & admin probationers, not in facilities  
Act probationers 03/22/2004

Requestor: Nancy Phillips, Statistician

Type probationer by current age & sex

Type probationer	M e n					W o m e n					Grand Total %
	age 00-21 %	age 22-39 %	age 40-98 %	age UNKWN %	Men Total %	age 00-21 %	age 22-39 %	age 40-98 %	age UNKWN %	Women Total %	
MISDEMEANANT	115 1	656 1	380 1	0 0	1151 1	17 1	187 1	121 1	0 0	325 1	1476 1
FELON	9989 99	60461 99	30675 99	0 0	101125 99	2137 99	17730 99	8556 98	0 0	28423 99	129548 99
ABANDONMENT&BASTARDY	0 0	9 0	54 0	0 0	63 0	0 0	1 0	3 0	0 0	4 0	67 0
SUSPENDED SENTENCE	0 0	8 0	6 0	0 0	14 0	3 0	10 0	7 0	0 0	20 0	34 0
Total reported	10104	61134	31115	0	102353	2157	17928	8687	0	28772	131125
Percent Reported	100.0	100.0	100.0		100.0	100.0	100.0	100.0		100.0	100.0
NOT REPORTED	0	0	0	0	0	0	0	0	0	0	0
Total	10104	61134	31115	0	102353	2157	17928	8687	0	28772	131125

Probationer Statistical Profile

Sample: Active & admin probationers, not in facilities  
Act probationers 03/22/2004

Requestor: Nancy Phillips, Statistician

Most serious crime by group by current age & sex

Crime group	Men				Women				Grand Total	%
	age 00-21	age 22-39	age 40-98	age UNKWN	age 00-21	age 22-39	age 40-98	age UNKWN		
HOMICIDE	15	341	263	0	4	90	91	0	185	804
ABORTION	0	1	0	0	0	0	0	0	0	1
BODILY INJRY&REL OFF	671	6347	4196	0	159	1243	583	0	1985	13199
ARSON & REL OFF	33	270	181	0	10	87	75	0	172	656
DAMAGE OF PROPERTY	249	744	218	0	53	185	57	0	295	1506
BURGLARY & REL OFF	1669	6095	1892	0	114	592	206	0	912	10568
FORGERY & REL OFF	579	4766	2224	0	476	4456	1683	0	6615	14184
THEFT	2191	8609	3856	0	611	4001	1697	0	6309	20965
ROBBERY	273	1740	539	0	34	182	53	0	269	2821
SEXUAL OFFENSES	488	2568	2342	0	13	122	58	0	193	5591
OBSCENITY CRIMES	0	5	11	0	0	1	1	0	2	18
TREASON & REL OFF	7	48	16	0	5	28	7	0	40	111
CRIMES INVOLVNG GOVT	183	1324	496	0	41	408	230	0	679	2682
FALSIFICATIONS	31	207	99	0	18	134	41	0	193	530
OBSTRUCT LAW ENFORCE	21	226	103	0	14	94	28	0	136	486
DISORDERLY CONDUCT	73	227	84	0	7	26	15	0	48	432
GAMBLING & REL OFF	6	49	33	0	3	16	11	0	30	118
CRUELTY TO CHILDREN	25	592	405	0	17	452	167	0	636	1658
CRIMES WITH GUNS	220	1917	1334	0	27	134	92	0	253	3724
INVASION PRIVACY	5	96	55	0	0	1	1	0	2	158
RACKETEERING	0	15	19	0	0	9	9	0	18	52
DRUG ABUSE OFFENSES	3111	22110	10136	0	502	5050	3127	0	8679	44036
DRUG TRAFFICKING	15	286	230	0	7	75	64	0	146	677
AUTO CRIMES	16	1323	1668	0	0	115	150	0	265	3272
REVENUE & CONTRABAND	3	4	6	0	0	3	4	0	7	20
CRIMES OF OTH STATES	31	219	101	0	11	88	33	0	132	483
MISC. FELONIES	69	330	166	0	13	134	68	0	215	780
MISDEMEANORS	115	661	430	0	17	195	130	0	342	1548
Total reported	10099	61120	31103	0	2156	17921	8681	0	28758	131080
Percent Reported	100.0	100.0	100.0		100.0	100.0	99.9		100.0	100.0
NOT REPORTED	5	14	12	0	1	7	6	0	14	45
Total	10104	61134	31115	0	2157	17928	8687	0	28772	131125

Probationer Statistical Profile

Sample: Active & admin probationers, not in facilities  
Act probationers 03/22/2004

Requestor: Nancy Phillips, Statistician

Most serious offense by current age & sex

Most serious offense	Men					Women					Grand Total
	age 00-21 %	age 22-39 %	age 40-98 %	age UNKWN %	Men Total	age 00-21 %	age 22-39 %	age 40-98 %	age UNKWN %	Women Total	
Misdemeanors											
abandonment	0 0	5 0	49 0	0 0	54 0	0 0	0 0	2 0	0 0	2 0	56 0
non-support	0 0	0 0	1 0	0 0	1 0	0 0	1 0	0 0	0 0	1 0	2 0
stalking	0 0	2 0	5 0	0 0	7 0	0 0	1 0	0 0	0 0	1 0	8 0
assault & battery	3 0	16 0	5 0	0 0	24 0	0 0	1 0	1 0	0 0	2 0	26 0
atmpt murder	0 0	1 0	1 0	0 0	2 0	0 0	0 0	0 0	0 0	0 0	2 0
aggravated assault	0 0	19 0	11 0	0 0	30 0	0 0	5 0	6 0	0 0	11 0	41 0
simple assault	0 0	16 0	11 0	0 0	27 0	0 0	1 0	0 0	0 0	1 0	28 0
simple battery	6 0	56 0	36 0	0 0	98 0	1 0	9 0	5 0	0 0	15 0	113 0
shooting at another	0 0	2 0	1 0	0 0	3 0	0 0	0 0	0 0	0 0	0 0	3 0
wife beating	0 0	0 0	1 0	0 0	1 0	0 0	0 0	0 0	0 0	0 0	1 0
concealing a death	0 0	1 0	0 0	0 0	1 0	0 0	1 0	0 0	0 0	1 0	2 0
fleeing and eluding	1 0	0 0	1 0	0 0	2 0	0 0	0 0	0 0	0 0	0 0	2 0
leave scene had inju	0 0	1 0	1 0	0 0	2 0	0 0	1 0	0 0	0 0	1 0	3 0
crmnl intfer govt pr	1 0	1 0	0 0	0 0	2 0	0 0	0 0	0 0	0 0	0 0	2 0
reckless conduct	1 0	5 0	0 0	0 0	6 0	0 0	4 0	0 0	0 0	4 0	10 0
disorderly conduct	0 0	0 0	4 0	0 0	4 0	0 0	0 0	2 0	0 0	2 0	6 0
larceny	0 0	1 0	1 0	0 0	2 0	0 0	0 0	0 0	0 0	0 0	2 0
receiving stolen goo	2 0	8 0	1 0	0 0	11 0	0 0	3 0	0 0	0 0	3 0	14 0
theft by taking	10 0	40 0	28 0	0 0	78 0	2 0	27 0	13 0	0 0	42 0	120 0
robbery	3 0	9 0	1 0	0 0	13 0	0 0	3 0	0 0	0 0	3 0	16 0
burglary	2 0	25 0	4 0	0 0	31 0	0 0	0 0	2 0	0 0	2 0	33 0
alter id	0 0	1 0	0 0	0 0	1 0	0 0	0 0	0 0	0 0	0 0	1 0
cheating & swindling	0 0	0 0	1 0	0 0	1 0	0 0	1 0	0 0	0 0	1 0	2 0
bad checks	0 0	18 0	14 0	0 0	32 0	0 0	22 0	22 0	0 0	44 0	76 0
fraudulent checks	1 0	2 0	0 0	0 0	3 0	0 0	5 0	0 0	0 0	5 0	8 0
lottery	0 0	1 0	0 0	0 0	1 0	0 0	0 0	0 0	0 0	0 0	1 0
forgery	0 0	10 0	3 0	0 0	13 0	0 0	10 0	2 0	0 0	12 0	25 0
worthless checks	0 0	1 0	0 0	0 0	1 0	0 0	3 0	3 0	0 0	6 0	7 0
s/d of narcotics	2 0	8 0	0 0	0 0	10 0	0 0	0 0	0 0	0 0	0 0	10 0
s/d dep,stim,cntrf d	0 0	3 0	1 0	0 0	4 0	0 0	0 0	0 0	0 0	0 0	4 0
s/d of lsd	0 0	1 0	0 0	0 0	1 0	0 0	1 0	0 0	0 0	1 0	2 0
s/d of marijuana	0 0	7 0	2 0	0 0	9 0	0 0	0 0	0 0	0 0	0 0	9 0
poss of narcotics	0 0	4 0	0 0	0 0	4 0	0 0	1 0	1 0	0 0	2 0	6 0

(continued)

Probationer Statistical Profile

Sample: Active & admin probationers, not in facilities  
Act probationers 03/22/2004

Requestor: Nancy Phillips, Statistician

Most serious offense by current age & sex (continued)

Most serious offense	Men						Women						Grand Total	%
	age 00-21	age 22-39	age 40-98	age UNKWN	Men Total	Men %	age 00-21	age 22-39	age 40-98	age UNKWN	Women Total	Women %		
poss dep,stim,cntrf	0	1	0	0	1	0	0	0	0	0	0	0	1	0
poss of lsd	0	1	0	0	1	0	0	0	0	0	0	0	1	0
poss of marijuana	9	27	6	0	42	0	4	0	0	4	0	4	46	0
viol motor veh law	6	47	17	0	70	0	6	4	0	10	0	10	80	0
dui	6	84	84	0	174	1	15	15	0	31	0	31	205	0
obstr of law enf off	12	39	15	0	66	2	7	4	0	13	0	13	79	0
impersonating anothe	0	4	2	0	6	0	5	0	0	5	0	5	11	0
crmn1 trespassing	10	9	5	0	24	1	5	1	0	7	0	7	31	0
illegal attm to obt	0	3	0	0	3	1	1	1	0	3	0	3	6	0
crmn1 damage	1	7	2	0	10	0	2	0	0	2	0	2	12	0
terroristic threats	1	4	5	0	10	0	0	2	0	2	0	2	12	0
viol ga cntrl subst	6	44	15	0	65	2	7	7	0	16	0	16	81	0
public indecency	0	7	3	0	10	0	0	0	0	0	0	0	10	0
peeping tom	1	1	1	0	3	0	0	0	0	0	0	0	3	0
molesting a minor	0	0	3	0	3	0	0	0	0	0	0	0	3	0
sexual battery	1	2	3	0	6	0	0	0	0	0	0	0	6	0
escape	0	2	1	0	3	0	0	1	0	1	0	1	4	0
cpwl & concealed wea	1	5	3	0	9	0	0	0	0	0	0	0	9	0
shoplifting	4	5	5	0	14	2	11	8	0	21	0	21	35	0
viol game & fish law	1	1	0	0	2	0	0	0	0	0	0	0	2	0
pointing gun at anot	1	2	5	0	8	0	0	0	0	0	0	0	8	0
deadly weapons in pu	0	1	0	0	1	0	0	0	0	0	0	0	1	0
crmn1 attempt	1	0	0	0	1	0	0	0	0	0	0	0	1	0
other misdemeanor	5	31	21	0	57	3	6	10	0	19	0	19	76	0
riot	0	0	1	0	1	0	0	0	0	0	0	0	1	0
fighting in public p	0	1	0	0	1	1	0	0	0	1	0	1	2	0
family violence batt	1	1	0	0	2	0	0	0	0	0	0	0	2	0
misuse firearm hunti	0	1	0	0	1	0	0	0	0	0	0	0	1	0
lottery violation	0	0	0	0	0	0	1	0	0	1	0	1	1	0
off agnst pub hlth/m	0	4	6	0	10	0	0	0	0	0	0	0	10	0
failr fil/mntn abort	0	0	1	0	1	0	0	0	0	0	0	0	1	0
involuntary manslaug	0	0	2	0	2	0	0	0	0	0	0	0	2	0
interference with cu	0	0	1	0	1	0	1	1	0	2	0	2	3	0
theft by deception <	0	2	1	0	3	0	1	0	0	1	0	1	4	0
theft/lost/property<	0	3	0	0	3	0	0	0	0	0	0	0	3	0

(continued)

Probationer Statistical Profile

Sample: Active & admin probationers, not in facilities  
Act probationers 03/22/2004

Requestor: Nancy Phillips, Statistician

Most serious offense by current age & sex (continued)

Most serious offense	Men						Women						Grand									
	age	age	age	age	Men	Men	age	age	age	age	Women	Women	Total	%								
	00-21	%	22-39	%	40-98	%	UNKWN	%	Total	%	00-21	%	22-39	%	40-98	%	UNKWN	%	Total	%		
theft of services <	0	0	0	0	1	0	0	0	1	0	0	0	0	0	0	0	0	0	0	1	0	
theft by conversion	0	0	4	0	0	0	0	0	4	0	0	0	2	0	3	0	0	0	5	0	9	0
theft motor vehicle,	1	0	3	0	2	0	0	0	6	0	0	1	0	0	0	0	0	0	1	0	7	0
conversn paymnt real	0	0	1	0	0	0	0	0	1	0	0	0	0	0	0	0	0	0	0	0	1	0
entrng mot veh crim	0	0	5	0	0	0	0	0	5	0	0	1	0	1	0	0	0	0	2	0	7	0
viol forgery&fraud p	1	0	1	0	3	0	0	0	5	0	0	1	0	0	0	0	0	0	1	0	6	0
abandon dang drugs/p	0	0	1	0	0	0	0	0	1	0	0	0	0	0	0	0	0	0	0	0	1	0
tpos/use drug rel ob	0	0	0	0	0	0	0	0	0	0	0	0	0	1	0	0	0	0	1	0	1	0
obtn/attmpt drugs il	0	0	0	0	2	0	0	0	2	0	0	1	0	2	0	0	0	0	3	0	5	0
viol dangerous drugs	0	0	2	0	0	0	0	0	2	0	0	0	0	0	0	0	0	0	0	0	2	0
mfg/dist imitate con	0	0	3	0	1	0	0	0	4	0	0	1	0	0	0	0	0	0	1	0	5	0
misc abuse govt offi	0	0	0	0	0	0	0	0	0	0	0	0	0	1	0	0	0	0	1	0	1	0
misc escape & other	0	0	1	0	0	0	0	0	1	0	0	0	0	0	0	0	0	0	0	0	1	0
misc offns relt jud	0	0	0	0	1	0	0	0	1	0	0	0	0	0	0	0	0	0	0	0	1	0
misc sexual offenses	0	0	3	0	3	0	0	0	6	0	0	0	0	0	0	0	0	0	0	0	6	0
providing sex mat mi	0	0	0	0	1	0	0	0	1	0	0	0	0	0	0	0	0	0	0	0	1	0
dng instrmntalties &	0	0	1	0	0	0	0	0	1	0	0	0	0	0	0	0	0	0	0	0	1	0
nonpay agri,naval st	0	0	0	0	1	0	0	0	1	0	0	0	0	0	0	0	0	0	0	0	1	0
viol acts rsale plnt	1	0	0	0	0	0	0	0	1	0	0	0	0	0	0	0	0	0	0	0	1	0
viol alcoh bev regs	0	0	0	0	1	0	0	0	1	0	0	0	0	0	0	0	0	0	0	0	1	0
furnish liquor to mi	3	0	0	0	1	0	0	0	4	0	0	0	0	0	0	0	0	0	0	0	4	0
poss alc bev by juve	1	0	2	0	1	0	0	0	4	0	0	0	0	0	0	0	0	0	0	0	4	0
veh homicide tit 40	0	0	1	0	1	0	0	0	2	0	0	0	0	1	0	0	0	0	1	0	3	0
viol motor veh licen	1	0	5	0	1	0	0	0	7	0	0	0	0	0	0	0	0	0	0	0	7	0
conspiracy commit mis	2	0	0	0	0	0	0	0	2	0	0	0	0	0	0	0	0	0	0	0	2	0
misc misdemeanor	6	0	23	0	17	0	0	0	46	0	1	0	15	0	8	0	0	0	24	0	70	0
misc invasion of pri	0	0	0	0	1	0	0	0	1	0	0	0	0	0	0	0	0	0	0	0	1	0
misc contraband/smug	0	0	0	0	1	0	0	0	1	0	0	0	0	0	0	0	0	0	0	0	1	0
viol othr states law	0	0	2	0	0	0	0	0	2	0	0	1	0	0	0	0	0	0	1	0	3	0

(continued)

Probationer Statistical Profile

Sample: Active & admin probationers, not in facilities  
Act probationers 03/22/2004

Requestor: Nancy Phillips, Statistician

Most serious offense by current age & sex (continued)

Most serious offense	Men					Women					Grand Total	%
	age 00-21 %	age 22-39 %	age 40-98 %	age UNKWN %	Men Total %	age 00-21 %	age 22-39 %	age 40-98 %	age UNKWN %	Women Total %		
-----												
FELONIES	-----											
MISC HOMICIDE OFFENS	1 0	6 0	5 0	0 0	12 0	2 0	2 0	1 0	0 0	5 0	17 0	0
MURDER	1 0	3 0	5 0	0 0	9 0	0 0	8 0	1 0	0 0	9 0	18 0	0
VOLUNTARY MANSLAUGHT	2 0	81 0	97 0	0 0	180 0	0 0	32 0	43 1	0 0	75 0	255 0	0
INVOLUNTARY MANSLAUG	2 0	62 0	28 0	0 0	92 0	1 0	13 0	13 0	0 0	27 0	119 0	0
FETICIDE	0 0	2 0	0 0	0 0	2 0	0 0	1 0	0 0	0 0	1 0	3 0	0
VEHICULAR HOMICIDE	9 0	178 0	110 0	0 0	297 0	1 0	30 0	25 0	0 0	56 0	353 0	0
HOMICIDE BY PILOT,DU	0 0	1 0	2 0	0 0	3 0	0 0	0 0	0 0	0 0	0 0	3 0	0
CONCEAL DEATH OF ANO	0 0	2 0	1 0	0 0	3 0	0 0	0 0	0 0	0 0	0 0	3 0	0
ATMPT MURDER	0 0	6 0	15 0	0 0	21 0	0 0	4 0	8 0	0 0	12 0	33 0	0
CRMNL ABORTION	0 0	1 0	0 0	0 0	1 0	0 0	0 0	0 0	0 0	0 0	1 0	0
MISC ASSAULT/BATTERY	3 0	107 0	66 0	0 0	176 0	0 0	10 0	5 0	0 0	15 0	191 0	0
FAMILY VIOLENCE BATT	1 0	26 0	9 0	0 0	36 0	0 0	1 0	2 0	0 0	3 0	39 0	0
AGGRAV ASSAULT	396 4	3876 7	2506 8	0 0	6778 7	113 5	952 5	449 5	0 0	1514 5	8292 7	0
ATMPT AGGRAV ASSAULT	1 0	19 0	14 0	0 0	34 0	2 0	6 0	2 0	0 0	10 0	44 0	0
AGGRAV BATTERY	56 1	443 1	260 1	0 0	759 1	8 0	57 0	27 0	0 0	92 0	851 1	0
TERRORIST THREATS &	146 1	792 1	654 2	0 0	1592 2	24 1	115 1	50 1	0 0	189 1	1781 1	0
FALSE IMPRISONMENT	14 0	226 0	112 0	0 0	352 0	1 0	13 0	4 0	0 0	18 0	370 0	0
FALSE IMPRIS COLOR L	0 0	1 0	1 0	0 0	2 0	0 0	1 0	0 0	0 0	1 0	3 0	0
KIDNAPPING	2 0	79 0	44 0	0 0	125 0	0 0	2 0	1 0	0 0	3 0	128 0	0
INTERFERENCE WITH CU	6 0	24 0	13 0	0 0	43 0	2 0	16 0	7 0	0 0	25 0	68 0	0
AGGRAV ASSAULT POLCE	8 0	121 0	93 0	0 0	222 0	2 0	13 0	13 0	0 0	28 0	250 0	0
AGGRAV BATTERY PEACE	1 0	4 0	2 0	0 0	7 0	0 0	1 0	0 0	0 0	1 0	8 0	0
SIMPLE BATTERY	6 0	90 0	48 0	0 0	144 0	1 0	13 0	3 0	0 0	17 0	161 0	0
RECK COND	0 0	8 0	1 0	0 0	9 0	0 0	5 0	0 0	0 0	5 0	14 0	0
INJURY BY VEHICLE	1 0	10 0	4 0	0 0	15 0	0 0	4 0	0 0	0 0	4 0	19 0	0
STALKING	2 0	16 0	18 0	0 0	36 0	0 0	0 0	0 0	0 0	0 0	36 0	0
AGGRAV STALKING	28 0	500 1	346 1	0 0	874 1	6 0	34 0	20 0	0 0	60 0	934 1	0
ATMPT KIDNAP	0 0	5 0	5 0	0 0	10 0	0 0	0 0	0 0	0 0	0 0	10 0	0
ARSON MISC	2 0	20 0	16 0	0 0	38 0	1 0	3 0	9 0	0 0	13 0	51 0	0
ARSON 1ST DEGREE	19 0	184 0	137 0	0 0	340 0	7 0	64 0	56 1	0 0	127 0	467 0	0
ARSON 2ND DEGREE	9 0	44 0	21 0	0 0	74 0	0 0	10 0	7 0	0 0	17 0	91 0	0

(continued)

Probationer Statistical Profile

Sample: Active & admin probationers, not in facilities  
Act probationers 03/22/2004

Requestor: Nancy Phillips, Statistician

Most serious offense by current age & sex (continued)

Most serious offense	Men				Women				Grand Total	%	
	age 00-21	age 22-39	age 40-98	age UNKWN	age 00-21	age 22-39	age 40-98	age UNKWN			
ARSON 3RD DEGREE	2 0	15 0	5 0	0 0	22 0	2 0	7 0	2 0	0 0	11 0	33 0
CRMNL POSS EXPLOSIVE	1 0	6 0	2 0	0 0	9 0	0 0	3 0	1 0	0 0	4 0	13 0
CRMNL POSS INCENDIAR	0 0	1 0	0 0	0 0	1 0	0 0	0 0	0 0	0 0	0 0	1 0
MISC CRIMINAL DAMAGE	3 0	13 0	3 0	0 0	19 0	0 0	3 0	0 0	0 0	3 0	22 0
CRMNL DAMAGE 1ST DEG	50 1	174 0	65 0	0 0	289 0	7 0	25 0	12 0	0 0	44 0	333 0
CRMNL DAMAGE 2ND DEG	178 2	483 1	134 0	0 0	795 1	45 2	141 1	39 0	0 0	225 1	1020 1
DAMAGE,DESTROY SECR	2 0	19 0	6 0	0 0	27 0	0 0	5 0	3 0	0 0	8 0	35 0
VANDALISM TO CHURCH	2 0	6 0	0 0	0 0	8 0	0 0	1 0	1 0	0 0	2 0	10 0
ALTER ID	14 0	49 0	10 0	0 0	73 0	1 0	10 0	2 0	0 0	13 0	86 0
BURGLARY	1545 16	5899 10	1834 6	0 0	9278 9	110 5	574 3	200 2	0 0	884 3	10162 8
POSS BURGLAR TOOLS	73 1	116 0	34 0	0 0	223 0	3 0	13 0	2 0	0 0	18 0	241 0
ATMPT BURGLARY	51 1	80 0	24 0	0 0	155 0	1 0	5 0	4 0	0 0	10 0	165 0
MISC FORGERY	2 0	18 0	10 0	0 0	30 0	2 0	20 0	12 0	0 0	34 0	64 0
FORGERY 1ST DEGREE	410 4	3546 6	1736 6	0 0	5692 6	324 16	3326 19	1325 16	0 0	4975 18	10667 8
FORGERY 2ND DEGREE	33 0	220 0	46 0	0 0	299 0	7 0	100 1	30 0	0 0	137 0	436 0
BAD CHECKS	9 0	196 0	168 1	0 0	373 0	7 0	192 1	82 1	0 0	281 1	654 1
ILLEGAL USE-CREDIT C	3 0	14 0	7 0	0 0	24 0	0 0	18 0	3 0	0 0	21 0	45 0
THEFT CREDIT CARD	27 0	108 0	23 0	0 0	158 0	25 1	80 0	19 0	0 0	124 0	282 0
FORGERY CREDIT CARD	8 0	30 0	4 0	0 0	42 0	9 0	58 0	7 0	0 0	74 0	116 0
FRAUDULENT CREDIT CA	69 1	385 1	101 0	0 0	555 1	80 4	429 2	87 1	0 0	596 2	1151 1
CRMNL POSS CREDIT CA	2 0	6 0	2 0	0 0	10 0	0 0	2 0	1 0	0 0	3 0	13 0
RECV GDS,SRVS FRAUD	1 0	8 0	10 0	0 0	19 0	1 0	16 0	18 0	0 0	35 0	54 0
TELECOMMUNICATIONS F	0 0	13 0	13 0	0 0	26 0	0 0	7 0	4 0	0 0	11 0	37 0
COMPUTER THEFT	0 0	0 0	0 0	0 0	0 0	0 0	1 0	0 0	0 0	1 0	1 0
ATMPT FORGERY	0 0	3 0	1 0	0 0	4 0	1 0	3 0	5 0	0 0	9 0	13 0
FAILR PAY NATRL PRD/	0 0	1 0	5 0	0 0	6 0	0 0	0 0	1 0	0 0	1 0	7 0
FRAUDULENT ACCESS CO	3 0	41 0	5 0	0 0	49 0	4 0	40 0	4 0	0 0	48 0	97 0
MISC FRAUD	12 0	177 0	93 0	0 0	282 0	16 1	164 1	85 1	0 0	265 1	547 0
THEFT BY TAKING	775 8	3795 6	1749 6	0 0	6319 6	241 12	2044 12	924 11	0 0	3209 12	9528 7
THEFT BY DECEPTION	8 0	240 0	212 1	0 0	460 0	12 1	176 1	85 1	0 0	273 1	733 1
THEFT BY EXTORTION	0 0	13 0	4 0	0 0	17 0	0 0	9 0	3 0	0 0	12 0	29 0
THEFT OF LOST PROPER	4 0	12 0	10 0	0 0	26 0	0 0	7 0	2 0	0 0	9 0	35 0
THEFT BY REC STOLEN	624 6	2193 4	684 2	0 0	3501 4	62 3	331 2	79 1	0 0	472 2	3973 3
THEFT OF SERVICES	2 0	41 0	35 0	0 0	78 0	1 0	24 0	11 0	0 0	36 0	114 0
THEFT BY CONVERSION	12 0	235 0	275 1	0 0	522 1	4 0	146 1	87 1	0 0	237 1	759 1

(continued)



Probationer Statistical Profile

Sample: Active & admin probationers, not in facilities  
Act probationers 03/22/2004

Requestor: Nancy Phillips, Statistician

Most serious offense by current age & sex (continued)

Most serious offense	Men					Women					Grand Total	%
	age 00-21	age 22-39	age 40-98	age UNKWN	Men Total	age 00-21	age 22-39	age 40-98	age UNKWN	Women Total		
THEFT OF TRADE SECRE	1 0	2 0	2 0	0 0	5 0	1 0	1 0	0 0	0 0	2 0	7 0	
CONVSN PAYMNTS REAL	0 0	8 0	22 0	0 0	30 0	0 0	0 0	1 0	0 0	1 0	31 0	
ATMPT THEFT BY TAKIN	3 0	1 0	1 0	0 0	5 0	0 0	1 0	0 0	0 0	1 0	6 0	
THEFT OF MOTOR VEH,	155 2	553 1	180 1	0 0	888 1	15 1	71 0	18 0	0 0	104 0	992 1	
THEFT OF LEASED PERS	0 0	2 0	1 0	0 0	3 0	0 0	4 0	0 0	0 0	4 0	7 0	
THEFT BRING PROP IN	15 0	64 0	24 0	0 0	103 0	2 0	5 0	3 0	0 0	10 0	113 0	
THEFT RECV PROP OUT	7 0	17 0	2 0	0 0	26 0	0 0	4 0	1 0	0 0	5 0	31 0	
LIVESTOCK THEFT	3 0	7 0	3 0	0 0	13 0	1 0	2 0	0 0	0 0	3 0	16 0	
THEFT BY SHOPLIFTING	137 1	712 1	531 2	0 0	1380 1	263 13	1126 6	474 6	0 0	1863 7	3243 3	
ENTERING VEHICLE	445 5	713 1	121 0	0 0	1279 1	9 0	50 0	8 0	0 0	67 0	1346 1	
STEAL ALTER PUBLIC D	0 0	1 0	0 0	0 0	1 0	0 0	0 0	1 0	0 0	1 0	2 0	
ROBBERY	218 2	1206 2	331 1	0 0	1755 2	26 1	142 1	39 0	0 0	207 1	1962 2	
ARMED ROBBERY	22 0	414 1	190 1	0 0	626 1	5 0	31 0	12 0	0 0	48 0	674 1	
ROBBERY BY FORCE	0 0	7 0	0 0	0 0	7 0	0 0	0 0	0 0	0 0	0 0	7 0	
ROBBERY BY INTIMIDAT	0 0	5 0	0 0	0 0	5 0	0 0	0 0	1 0	0 0	1 0	6 0	
ROBBERY BY SUDDEN SN	2 0	2 0	0 0	0 0	4 0	0 0	0 0	0 0	0 0	0 0	4 0	
HIJACKING MOTOR VEHI	0 0	2 0	0 0	0 0	2 0	0 0	1 0	0 0	0 0	1 0	3 0	
ATMPT ROBBERY	19 0	64 0	16 0	0 0	99 0	3 0	5 0	1 0	0 0	9 0	108 0	
ATMPT ARMED ROBBERY	12 0	40 0	2 0	0 0	54 0	0 0	3 0	0 0	0 0	3 0	57 0	
MISC SEXUAL OFFENSE	1 0	41 0	40 0	0 0	82 0	0 0	1 0	2 0	0 0	3 0	85 0	
RAPE	4 0	120 0	108 0	0 0	232 0	0 0	0 0	0 0	0 0	0 0	232 0	
SODOMY	9 0	23 0	38 0	0 0	70 0	0 0	0 0	0 0	0 0	0 0	70 0	
AGGRAV SODOMY	3 0	43 0	82 0	0 0	128 0	0 0	0 0	1 0	0 0	1 0	129 0	
BESTIALITY	0 0	0 0	1 0	0 0	1 0	0 0	0 0	0 0	0 0	0 0	1 0	
SEDUCTION	0 0	0 0	2 0	0 0	2 0	0 0	0 0	1 0	0 0	1 0	3 0	
INCEST	12 0	33 0	120 0	0 0	165 0	0 0	6 0	7 0	0 0	13 0	178 0	
BIGAMY	0 0	8 0	13 0	0 0	21 0	0 0	0 0	1 0	0 0	1 0	22 0	
AGGRAV SEXUAL BATTER	1 0	26 0	27 0	0 0	54 0	0 0	1 0	0 0	0 0	1 0	55 0	
PIMPING A MINOR UNDE	0 0	0 0	1 0	0 0	1 0	0 0	0 0	0 0	0 0	0 0	1 0	
PANDERING BY COMPULS	0 0	2 0	4 0	0 0	6 0	0 0	0 0	0 0	0 0	0 0	6 0	
STATUTORY RAPE	282 3	1040 2	100 0	0 0	1422 1	5 0	30 0	5 0	0 0	40 0	1462 1	
CHILD MOLESTATION	141 1	948 2	1466 5	0 0	2555 3	6 0	54 0	29 0	0 0	89 0	2644 2	
ENTICING CHILD-INDEC	24 0	113 0	118 0	0 0	255 0	2 0	17 0	5 0	0 0	24 0	279 0	
AGGRAV CHILD MOLESTA	9 0	109 0	181 1	0 0	299 0	0 0	4 0	1 0	0 0	5 0	304 0	
NECROPHILIA	0 0	0 0	0 0	0 0	0 0	0 0	0 0	1 0	0 0	1 0	1 0	

(continued)

Probationer Statistical Profile

Sample: Active & admin probationers, not in facilities  
Act probationers 03/22/2004

Requestor: Nancy Phillips, Statistician

Most serious offense by current age & sex (continued)

Most serious offense	Men						Women						Grand Total	%			
	age 00-21	age 22-39	age 40-98	age UNKWN	Men Total	Men %	age 00-21	age 22-39	age 40-98	age UNKWN	Women Total	Women %					
SEXL/ASLT/AGN/PERS/	0	0	27	0	15	0	0	0	0	8	0	5	0	13	0	55	0
SEXUAL ASLT BY THERA	0	0	1	0	0	0	0	0	0	0	0	0	0	0	0	1	0
SOLICIT SODOMY FROM	0	0	3	0	6	0	0	0	1	0	0	0	0	1	0	10	0
SEX OFFENDER FAIL RE	0	0	0	0	1	0	0	0	0	0	0	0	0	0	0	1	0
ATMPT RAPE	1	0	30	0	13	0	0	0	0	0	0	0	0	0	0	44	0
ATMPT SODOMY	1	0	0	0	3	0	0	0	4	0	0	0	0	0	0	4	0
ATMPT AGGRAV SODOMY	0	0	0	0	2	0	0	0	2	0	0	0	0	0	0	2	0
ATMPT CHILD MOLESTAT	0	0	0	0	1	0	0	0	1	0	0	0	0	0	0	1	0
AGG ASLT W ATMPT TO	0	0	1	0	0	0	0	0	1	0	0	0	0	0	0	1	0
MISC OBSCENITY	0	0	1	0	4	0	0	0	5	0	0	0	0	0	0	5	0
DISTRIBUTING OBSCENE	0	0	1	0	2	0	0	0	3	0	0	1	0	2	0	5	0
DISTR MAT DEPICT NUD	0	0	3	0	3	0	0	0	6	0	0	0	0	0	0	6	0
PROV SEX MATER TO MI	0	0	0	0	2	0	0	0	2	0	0	0	0	0	0	2	0
MISC PUBLIC ORDER	0	0	5	0	1	0	0	0	6	0	0	1	0	1	0	7	0
TREASON	0	0	0	0	0	0	0	0	0	0	1	0	0	1	0	1	0
INSURRECTION	0	0	1	0	0	0	0	0	1	0	0	0	0	0	0	1	0
INCITING TO INSURREC	1	0	0	0	1	0	0	0	2	0	0	0	0	0	0	2	0
FALSE SWEARNG WRITTN	6	0	42	0	14	0	0	0	62	0	5	27	0	38	0	100	0
ABUSE OF GOVT OFFICE	1	0	0	0	1	0	0	0	2	0	0	0	0	0	0	2	0
BRIBERY GOVT OFFICER	1	0	13	0	11	0	0	0	25	0	0	6	0	7	0	32	0
VIOL OATH PUBLIC OFF	0	0	3	0	3	0	0	0	6	0	0	1	0	2	0	8	0
INFLUENCE LEGISLATIV	0	0	0	0	1	0	0	0	1	0	0	0	0	0	0	1	0
INFLUENCE GOVT OFFIC	0	0	2	0	1	0	0	0	3	0	0	0	0	0	0	3	0
DEFRAUDING STATE	0	0	15	0	25	0	0	0	40	0	0	159	1	261	1	301	0
FALSE CERTIFICATES	0	0	5	0	1	0	0	0	6	0	0	9	0	9	0	15	0
INFLUENCING WITNESS	5	0	13	0	5	0	0	0	23	0	0	6	0	9	0	32	0
OBSTR OF LAW ENF OFF	176	2	1273	2	448	1	0	0	1897	2	41	227	1	391	1	2288	2
MISC JUDICIAL PROCEE	0	0	1	0	5	0	0	0	6	0	1	0	0	2	0	8	0
PERJURY	2	0	15	0	12	0	0	0	29	0	3	20	0	30	0	59	0
FALSE SWEARING	2	0	17	0	6	0	0	0	25	0	5	19	0	32	0	57	0
SUBORNATION OF PERJU	0	0	1	0	1	0	0	0	2	0	0	1	0	2	0	4	0
IMPERSONATION	4	0	9	0	2	0	0	0	15	0	0	3	0	4	0	19	0
IMPERSONATING OFFICE	3	0	42	0	24	0	0	0	69	0	0	5	0	5	0	74	0
BARRATRY	0	0	7	0	0	0	0	0	7	0	0	1	0	2	0	9	0
EMBRACERY	0	0	2	0	0	0	0	0	2	0	0	2	0	2	0	4	0

(continued)

Probationer Statistical Profile

Sample: Active & admin probationers, not in facilities  
Act probationers 03/22/2004

Requestor: Nancy Phillips, Statistician

Most serious offense by current age & sex (continued)

Most serious offense	Men				Women				Grand Total	%	
	age 00-21 %	age 22-39 %	age 40-98 %	age UNKWN %	Men Total	age 00-21 %	age 22-39 %	age 40-98 %			age UNKWN %
FALSE STATEMENTS GOV	20 0	107 0	48 0	0 0	175 0	9 0	80 0	23 0	0 0	112 0	287 0
UNAUTH REPRESENTN PEAC	0 0	0 0	1 0	0 0	1 0	0 0	0 0	0 0	0 0	0 0	1 0
IMPERSNTNG IN LEGAL	0 0	6 0	0 0	0 0	6 0	0 0	2 0	0 0	0 0	2 0	8 0
ESCAPE	9 0	125 0	64 0	0 0	198 0	2 0	28 0	6 0	0 0	36 0	234 0
AIDING ESCAPE	2 0	5 0	1 0	0 0	8 0	2 0	10 0	2 0	0 0	14 0	22 0
HINDERING APPREH OR	10 0	59 0	26 0	0 0	95 0	10 0	46 0	18 0	0 0	74 0	169 0
COMPOUNDING A CRIME	0 0	2 0	0 0	0 0	2 0	0 0	3 0	0 0	0 0	3 0	5 0
MUTINY IN PENAL INST	0 0	2 0	0 0	0 0	2 0	0 0	0 0	0 0	0 0	0 0	2 0
BAIL JUMPING	0 0	33 0	10 0	0 0	43 0	0 0	6 0	2 0	0 0	8 0	51 0
ATMPT ESCAPE	0 0	0 0	2 0	0 0	2 0	0 0	1 0	0 0	0 0	1 0	3 0
FALSE PUBLIC ALARM	15 0	13 0	2 0	0 0	30 0	2 0	4 0	1 0	0 0	7 0	37 0
CRMNL INTERFERE GOVT	58 1	214 0	82 0	0 0	354 0	5 0	22 0	14 0	0 0	41 0	395 0
MISC GAMBLING/RELATE	0 0	1 0	1 0	0 0	2 0	0 0	0 0	1 0	0 0	1 0	3 0
COMMERICAL GAMBLING	0 0	8 0	18 0	0 0	26 0	1 0	1 0	8 0	0 0	10 0	36 0
COMMUNICATING GAMBL	0 0	1 0	2 0	0 0	3 0	0 0	0 0	0 0	0 0	0 0	3 0
BRIBERY OF CONTESTAN	0 0	3 0	1 0	0 0	4 0	0 0	1 0	0 0	0 0	1 0	5 0
SOLICIT/ACCEPTING BR	0 0	0 0	0 0	0 0	0 0	0 0	1 0	0 0	0 0	1 0	1 0
GAMBLING ACT ON BUSI	0 0	1 0	1 0	0 0	2 0	0 0	1 0	1 0	0 0	2 0	4 0
DOGFIGHTING	4 0	29 0	7 0	0 0	40 0	0 0	2 0	1 0	0 0	3 0	43 0
BINGO UNDR 12-22 OR	0 0	0 0	1 0	0 0	1 0	0 0	0 0	0 0	0 0	0 0	1 0
LOTTERY VIOLATION	0 0	4 0	2 0	0 0	6 0	2 0	9 0	0 0	0 0	11 0	17 0
BUS HIJACKING	0 0	1 0	0 0	0 0	1 0	0 0	0 0	0 0	0 0	0 0	1 0
BOARDING BUS W/CONCL	1 0	1 0	0 0	0 0	2 0	0 0	1 0	0 0	0 0	1 0	3 0
REMOVAL BAGGAGE,CARG	1 0	0 0	0 0	0 0	1 0	0 0	0 0	0 0	0 0	0 0	1 0
CRUELTY TO CHILDREN	20 0	527 1	343 1	0 0	890 1	15 1	437 3	159 2	0 0	611 2	1501 1
SEX EXPLOITATION CHI	2 0	26 0	29 0	0 0	57 0	0 0	5 0	2 0	0 0	7 0	64 0
ABANDONMENT OF CHILD	0 0	33 0	31 0	0 0	64 0	1 0	4 0	5 0	0 0	10 0	74 0
UNLWFL AD ADOPT CHIL	0 0	0 0	0 0	0 0	0 0	0 0	1 0	0 0	0 0	1 0	1 0
CNTRBTNG DELINQENCY	3 0	6 0	2 0	0 0	11 0	1 0	5 0	1 0	0 0	7 0	18 0
MISC WEAPON/EXPLOSIV	21 0	21 0	11 0	0 0	53 0	2 0	1 0	0 0	0 0	3 0	56 0
CARRY CONCEALED WEAP	15 0	59 0	13 0	0 0	87 0	2 0	1 0	1 0	0 0	4 0	91 0
CARRY PISTL WITHOUT	0 0	3 0	0 0	0 0	3 0	0 0	0 0	0 0	0 0	0 0	3 0
ALTER PISTL LICENSE	1 0	0 0	0 0	0 0	1 0	0 0	0 0	0 0	0 0	0 0	1 0
MACHINE GUN ACTIVITI	0 0	0 0	1 0	0 0	1 0	0 0	0 0	0 0	0 0	0 0	1 0
POSS OF FIREARM DUR	45 0	556 1	260 1	0 0	861 1	2 0	46 0	34 0	0 0	82 0	943 1

(continued)

Probationer Statistical Profile

Sample: Active & admin probationers, not in facilities  
Act probationers 03/22/2004

Requestor: Nancy Phillips, Statistician

Most serious offense by current age & sex (continued)

Most serious offense	Men				Women				Grand Total	%												
	age 00-21	age 22-39	age 40-98	age UNKWN	age 00-21	age 22-39	age 40-98	age UNKWN														
POSS OF CERTAIN WEAP	26	0	105	0	57	0	0	0	188	0	3	0	6	0	3	0	0	0	12	0	200	0
POSS FIREARM CONVCT	27	0	1099	2	980	3	0	0	2106	2	0	0	72	0	51	1	0	0	123	0	2229	2
CARRY WEAPON AT SCHO	81	1	58	0	5	0	0	0	144	0	18	1	3	0	1	0	0	0	22	0	166	0
GUARD LINE WITH WEAP	2	0	2	0	0	0	0	0	4	0	0	0	4	0	2	0	0	0	6	0	10	0
POSS WEAPON BY PRISO	1	0	11	0	0	0	0	0	12	0	0	0	1	0	0	0	0	0	1	0	13	0
DESTROY/INJUR POLICE	0	0	1	0	0	0	0	0	1	0	0	0	0	0	0	0	0	0	0	0	1	0
MISUSE FIREARM HUNTI	0	0	2	0	3	0	0	0	5	0	0	0	0	0	0	0	0	0	0	0	5	0
CRUELTY TO ANIMALS	1	0	0	0	2	0	0	0	3	0	0	0	0	0	0	0	0	0	0	0	3	0
AGGRAV CRUELTY TO AN	0	0	0	0	2	0	0	0	2	0	0	0	0	0	0	0	0	0	0	0	2	0
MISC INVASION OF PRI	0	0	3	0	2	0	0	0	5	0	0	0	0	0	1	0	0	0	1	0	6	0
EAVESDROP & SURVEILL	1	0	10	0	9	0	0	0	20	0	0	0	0	0	0	0	0	0	0	0	20	0
PEEPING TOM	4	0	81	0	44	0	0	0	129	0	0	0	1	0	0	0	0	0	1	0	130	0
P/S/D OF EAVESDROP D	0	0	2	0	0	0	0	0	2	0	0	0	0	0	0	0	0	0	0	0	2	0
RACKETEERING	0	0	15	0	19	0	0	0	34	0	0	0	9	0	9	0	0	0	18	0	52	0
S/D NARCOTICS, OPIAT	31	0	317	1	182	1	0	0	530	1	6	0	56	0	45	1	0	0	107	0	637	1
S/D DEP,STIM,CNTRF D	30	0	276	0	128	0	0	0	434	0	8	0	58	0	39	0	0	0	105	0	539	0
S/D OF LSD	5	0	30	0	2	0	0	0	37	0	0	0	1	0	1	0	0	0	2	0	39	0
S/D OF MARIJUANA	329	3	1808	3	456	2	0	0	2593	3	25	1	251	1	116	1	0	0	392	1	2985	2
S/D OF ALCOHOLIC IN	0	0	0	0	1	0	0	0	1	0	0	0	0	0	0	0	0	0	0	0	1	0
POSS NARCOTICS, OPIA	64	1	525	1	315	1	0	0	904	1	13	1	132	1	107	1	0	0	252	1	1156	1
POSS DEP,STIM,CNTRF	90	1	671	1	373	1	0	0	1134	1	25	1	298	2	130	2	0	0	453	2	1587	1
POSS OF LSD	9	0	72	0	4	0	0	0	85	0	1	0	6	0	4	0	0	0	11	0	96	0
POSS OF MARIJUANA	319	3	1543	3	457	2	0	0	2319	2	31	1	242	1	112	1	0	0	385	1	2704	2
ILLEGAL POSS/MANF LI	1	0	6	0	3	0	0	0	10	0	0	0	1	0	0	0	0	0	1	0	11	0
ILLEGAL ATTM TO OBT	3	0	76	0	66	0	0	0	145	0	6	0	123	1	95	1	0	0	224	1	369	0
VIOL GA CNTRL SBST A	1308	13	9469	16	4472	15	0	0	15249	15	273	13	2477	14	1491	18	0	0	4241	15	19490	15
VIOL DNGROUS DRGS AC	9	0	76	0	28	0	0	0	113	0	3	0	31	0	15	0	0	0	49	0	162	0
UNLWFL MFG/DEL/DIST	8	0	56	0	42	0	0	0	106	0	0	0	10	0	4	0	0	0	14	0	120	0
FURNISH LIQUOR TO MI	0	0	1	0	0	0	0	0	1	0	0	0	0	0	0	0	0	0	0	0	1	0
POSS DRUG RELATED MA	8	0	27	0	17	0	0	0	52	0	3	0	13	0	4	0	0	0	20	0	72	0
S/D CONT SUB PUBLIC	12	0	77	0	19	0	0	0	108	0	3	0	14	0	6	0	0	0	23	0	131	0
S/D CONT SUB SCHOOL	12	0	57	0	7	0	0	0	76	0	1	0	14	0	1	0	0	0	16	0	92	0
S/D COCAINE	275	3	2415	4	889	3	0	0	3579	4	24	1	298	2	230	3	0	0	552	2	4131	3
POSS OF COCAINE	589	6	4427	7	2510	8	0	0	7526	8	78	4	927	5	642	8	0	0	1647	6	9173	7
ATMPT VIOL SUBSTANCE	9	0	181	0	165	1	0	0	355	0	2	0	98	1	85	1	0	0	185	1	540	0

(continued)

Probationer Statistical Profile

Sample: Active & admin probationers, not in facilities  
Act probationers 03/22/2004

Requestor: Nancy Phillips, Statistician

Most serious offense by current age & sex (continued)

Most serious offense	Men				Women				Grand Total	%	
	age 00-21 %	age 22-39 %	age 40-98 %	age UNKWN %	Men Total	age 00-21 %	age 22-39 %	age 40-98 %			age UNKWN %
MISC DRUGS TRAFFICKI	2 0	48 0	29 0	0 0	79 0	0 0	16 0	2 0	0 0	18 0	97 0
TRAF COCAINE LESS 20	1 0	114 0	89 0	0 0	204 0	1 0	16 0	24 0	0 0	41 0	245 0
TRAF COCAINE 201-400	3 0	18 0	18 0	0 0	39 0	0 0	4 0	3 0	0 0	7 0	46 0
TRAF COCAINE 401+ GM	0 0	11 0	11 0	0 0	22 0	0 0	1 0	2 0	0 0	3 0	25 0
TRAF NARCOTIC LESS 1	0 0	3 0	2 0	0 0	5 0	0 0	1 0	0 0	0 0	1 0	6 0
TRAF NARCOTIC 15-28	0 0	2 0	0 0	0 0	2 0	0 0	1 0	1 0	0 0	2 0	4 0
TRAF NARCOTIC 29+ GM	0 0	2 0	0 0	0 0	2 0	0 0	0 0	1 0	0 0	1 0	3 0
TRAF MARIJNA 101-200	1 0	14 0	17 0	0 0	32 0	1 0	4 0	3 0	0 0	8 0	40 0
TRAF MARIJNA 2001-10	0 0	5 0	0 0	0 0	5 0	0 0	1 0	0 0	0 0	1 0	6 0
TRAF MARIJNA 10001+	0 0	3 0	2 0	0 0	5 0	0 0	0 0	1 0	0 0	1 0	6 0
TRAF METHAQUALONE< 4	0 0	5 0	5 0	0 0	10 0	2 0	1 0	2 0	0 0	5 0	15 0
TRAF METHAQUALONE>=4	0 0	2 0	2 0	0 0	4 0	0 0	1 0	0 0	0 0	1 0	5 0
TRAF AMPHTMINE 28-19	0 0	9 0	5 0	0 0	14 0	0 0	3 0	2 0	0 0	5 0	19 0
TRAF AMPHTMINE 200-3	0 0	2 0	6 0	0 0	8 0	0 0	0 0	2 0	0 0	2 0	10 0
TRAF AMPHTMINE 400+	0 0	1 0	0 0	0 0	1 0	0 0	1 0	0 0	0 0	1 0	2 0
CNSPIRE TRAFFIC CNTR	0 0	2 0	2 0	0 0	4 0	0 0	2 0	1 0	0 0	3 0	7 0
TRANSACTIONS DRUG OB	0 0	0 0	1 0	0 0	1 0	0 0	1 0	0 0	0 0	1 0	2 0
TRANSACTIONS CNTRFT	1 0	1 0	0 0	0 0	2 0	0 0	1 0	0 0	0 0	1 0	3 0
USE COMM FACLTY VIO	1 0	7 0	11 0	0 0	19 0	2 0	2 0	5 0	0 0	9 0	28 0
ATT/CONSPRCY COMMT C	4 0	22 0	12 0	0 0	38 0	1 0	15 0	13 0	0 0	29 0	67 0
UNAUTH DIST CONTRLLD	0 0	5 0	9 0	0 0	14 0	0 0	2 0	1 0	0 0	3 0	17 0
ILLGL DIST CONTRLLD	2 0	10 0	9 0	0 0	21 0	0 0	2 0	1 0	0 0	3 0	24 0
VIOL MOTOR VEHICLE L	12 0	132 0	123 0	0 0	267 0	0 0	29 0	21 0	0 0	50 0	317 0
ALTER CAR TITLE	0 0	1 0	2 0	0 0	3 0	0 0	0 0	0 0	0 0	0 0	3 0
DRVNG HABTL VIOLATOR	3 0	833 1	1116 4	0 0	1952 2	0 0	60 0	85 1	0 0	145 1	2097 2
HABIT TRAF VOIL/IMPA	0 0	137 0	187 1	0 0	324 0	0 0	15 0	23 0	0 0	38 0	362 0
HABIT TRAF VIOL/OTHE	1 0	220 0	240 1	0 0	461 0	0 0	11 0	21 0	0 0	32 0	493 0
DSTL ALCOHOL BEVERAG	0 0	0 0	2 0	0 0	2 0	0 0	0 0	0 0	0 0	0 0	2 0
POSS CONTRABAND ARTI	1 0	1 0	4 0	0 0	6 0	0 0	1 0	1 0	0 0	2 0	8 0
TRNSPRT CONTRABAND A	1 0	1 0	0 0	0 0	2 0	0 0	2 0	3 0	0 0	5 0	7 0
CONCEAL CONTRABAND	0 0	2 0	0 0	0 0	2 0	0 0	0 0	0 0	0 0	0 0	2 0
CONVYNCE HANDLE CONT	1 0	0 0	0 0	0 0	1 0	0 0	0 0	0 0	0 0	0 0	1 0
MISC MRALS/PBLIC H/S	2 0	5 0	7 0	0 0	14 0	0 0	0 0	1 0	0 0	1 0	15 0
VIOL GAME AND FISH L	0 0	1 0	1 0	0 0	2 0	0 0	0 0	0 0	0 0	0 0	2 0
MISC CORRECTIONL INS	3 0	8 0	4 0	0 0	15 0	1 0	7 0	5 0	0 0	13 0	28 0

(continued)

Probationer Statistical Profile

Sample: Active & admin probationers, not in facilities  
Act probationers 03/22/2004

Requestor: Nancy Phillips, Statistician

Most serious offense by current age & sex (continued)

Most serious offense	M e n						W o m e n						Grand Total %
	age 00-21 %	age 22-39 %	age 40-98 %	age UNKWN %	Men Total %	age 00-21 %	age 22-39 %	age 40-98 %	age UNKWN %	Women Total %			
VIOLATN OTHR STATES	31 0	219 0	101 0	0 0	351 0	11 1	88 1	33 0	0 0	132 0	483 0		
CONSPIRACY	14 0	51 0	20 0	0 0	85 0	2 0	35 0	12 0	0 0	49 0	134 0		
INTERMARRIAGE CLOSE	0 0	0 0	0 0	0 0	0 0	0 0	1 0	0 0	0 0	1 0	1 0		
CRMNL ATMPMT	43 0	214 0	113 0	0 0	370 0	9 0	81 0	45 1	0 0	135 0	505 0		
AIRCRAFT HIJACKING	0 0	1 0	0 0	0 0	1 0	0 0	0 0	0 0	0 0	0 0	1 0		
UNAUTH DIST RECRD DE	106 1	709 1	406 1	0 0	1221 1	19 1	173 1	86 1	0 0	278 1	1499 1		
NONPYMT AGR NVL STOR	166 2	1455 2	908 3	0 0	2529 3	30 1	346 2	205 2	0 0	581 2	3110 2		
CRMNL SOLICITATION	641 7	4408 7	2197 7	0 0	7246 7	72 3	846 5	457 5	0 0	1375 5	8621 7		
PARTY TO A CRIME	107 1	504 1	232 1	0 0	843 1	19 1	126 1	63 1	0 0	208 1	1051 1		
CRMNL TRESPASSING	390 4	1807 3	852 3	0 0	3049 3	76 4	647 4	296 4	0 0	1019 4	4068 3		
HIRE JUVENILE SELL D	170 2	923 2	462 2	0 0	1555 2	37 2	271 2	146 2	0 0	454 2	2009 2		
GANG PARTICIPATION	232 2	1345 2	650 2	0 0	2227 2	61 3	373 2	167 2	0 0	601 2	2828 2		
Total reported	11904	72221	36789	0	120914	2469	20693	10096	0	33258	154172		
Percent Reported	117.8	118.1	118.2		118.1	114.5	115.4	116.2		115.6	117.6		
NOT REPORTED	343	1651	926	0	2920	87	596	270	0	953	3873		
Total	10104	61134	31115	0	102353	2157	17928	8687	0	28772	131125		

Probationer Statistical Profile

Sample: Active & admin probationers, not in facilities  
Act probationers 03/22/2004

Requestor: Nancy Phillips, Statistician

Most serious crime type by current age & sex

Crime type	Men					Women					Grand Total	%
	age 00-21	age 22-39	age 40-98	age UNKWN	Men Total	age 00-21	age 22-39	age 40-98	age UNKWN	Women Total		
VIOL/PERSN	987 10	9064 15	5411 17	0 0	15462 15	212 10	1955 11	892 10	0 0	3059 11	18521 14	
NVIOL/PERS	150 1	706 1	372 1	0 0	1228 1	25 1	81 0	54 1	0 0	160 1	1388 1	
PROPERTY	4764 47	20725 34	8534 27	0 0	34023 33	1272 59	9607 54	3900 45	0 0	14779 51	48802 37	
DRUG SALES	719 7	5344 9	1959 6	0 0	8022 8	74 3	779 4	506 6	0 0	1359 5	9381 7	
DRUG POSSN	2423 24	17149 28	8430 27	0 0	28002 27	438 20	4361 24	2697 31	0 0	7496 26	35498 27	
ALCOHOL	5 0	9 0	9 0	0 0	23 0	0 0	1 0	0 0	0 0	1 0	24 0	
HABIT/DUI	22 0	1406 2	1750 6	0 0	3178 3	1 0	130 1	165 2	0 0	296 1	3474 3	
SEX OFFEND	491 5	2591 4	2367 8	0 0	5449 5	13 1	127 1	59 1	0 0	199 1	5648 4	
OTHER	543 5	4140 7	2283 7	0 0	6966 7	122 6	887 5	414 5	0 0	1423 5	8389 6	
Total reported	10104	61134	31115	0	102353	2157	17928	8687	0	28772	131125	
Percent Reported	100.0	100.0	100.0		100.0	100.0	100.0	100.0		100.0	100.0	
NOT REPORTED	0	0	0	0	0	0	0	0	0	0	0	
Total	10104	61134	31115	0	102353	2157	17928	8687	0	28772	131125	