
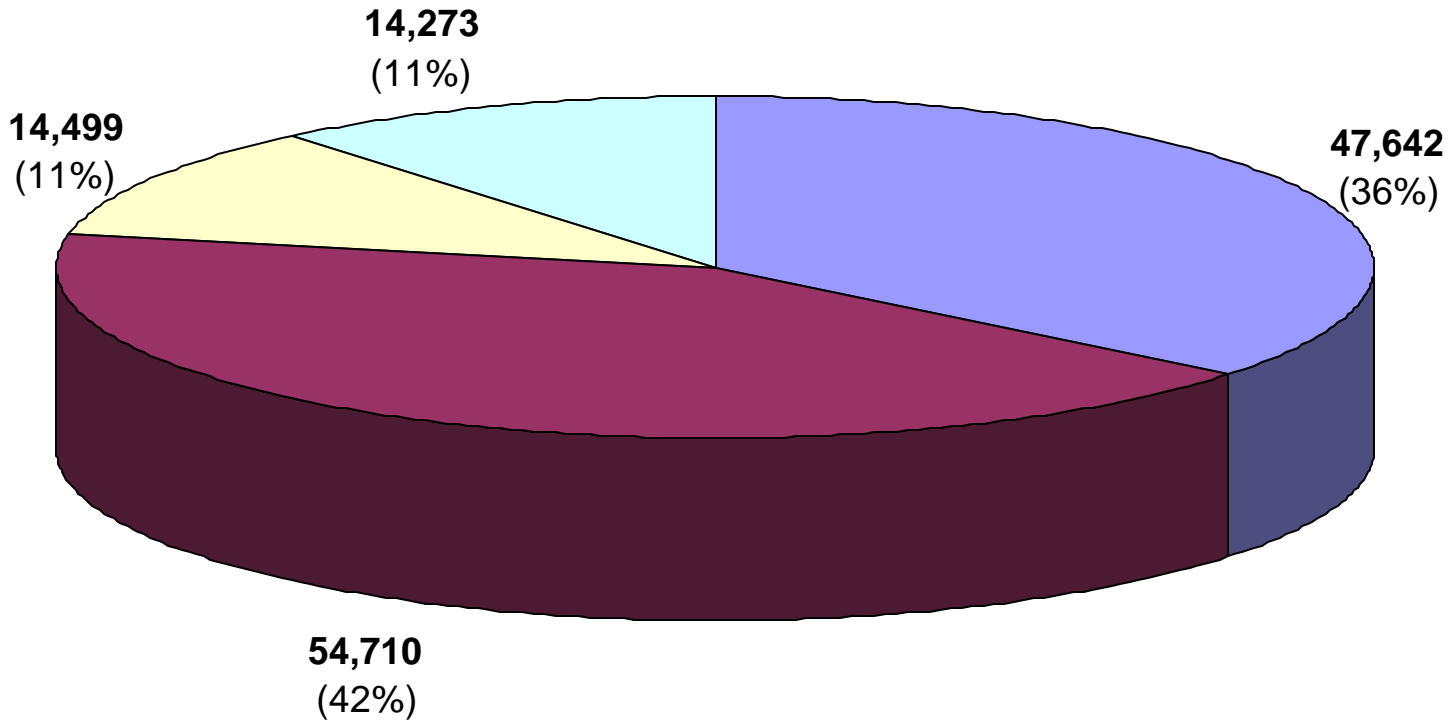
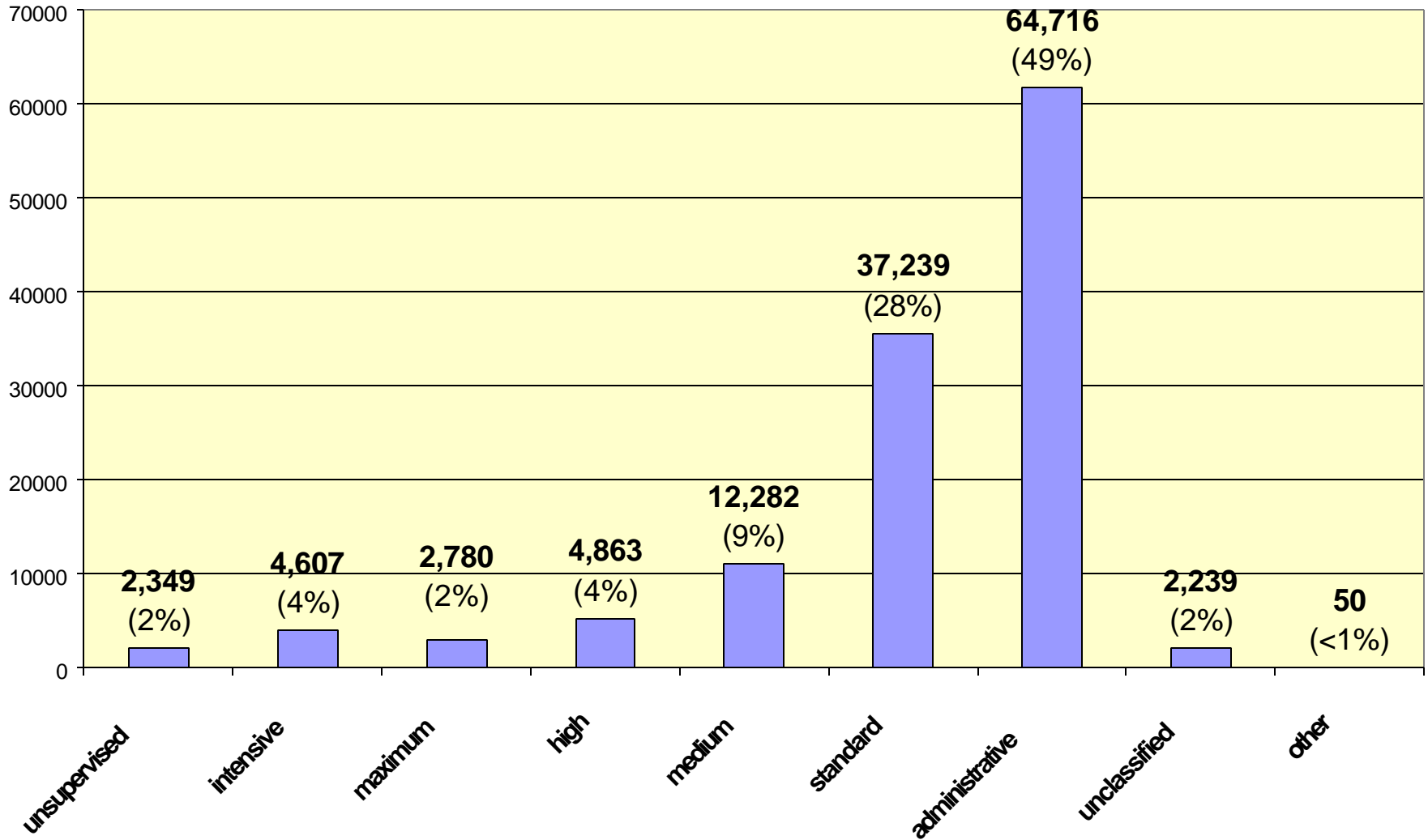


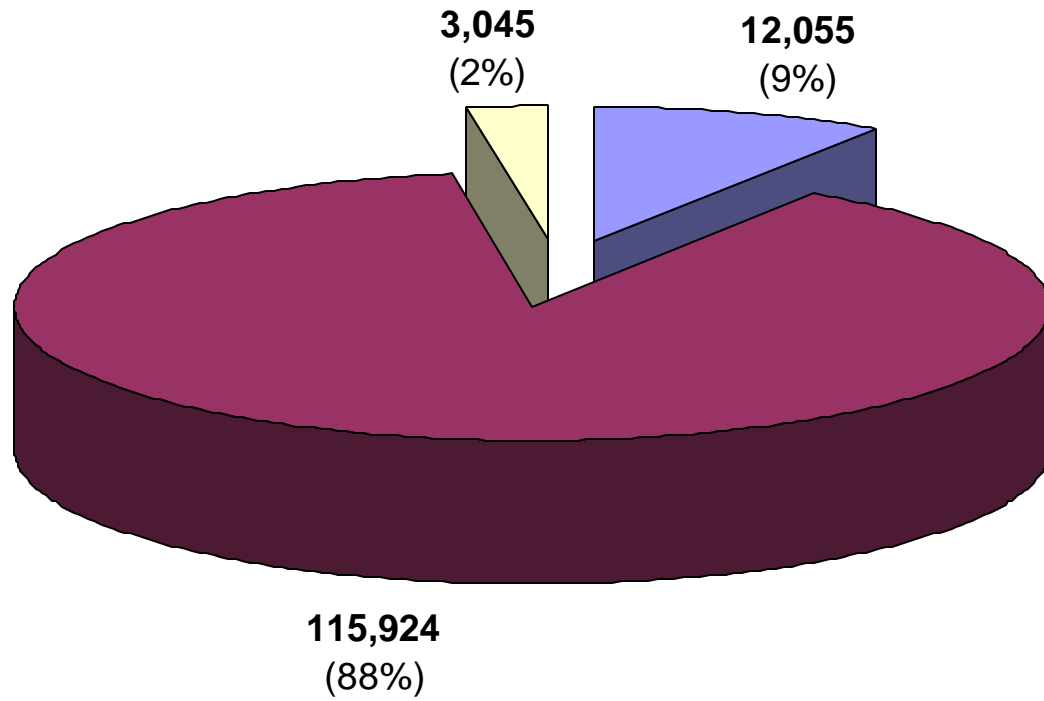
Active Probationers by Race & Gender



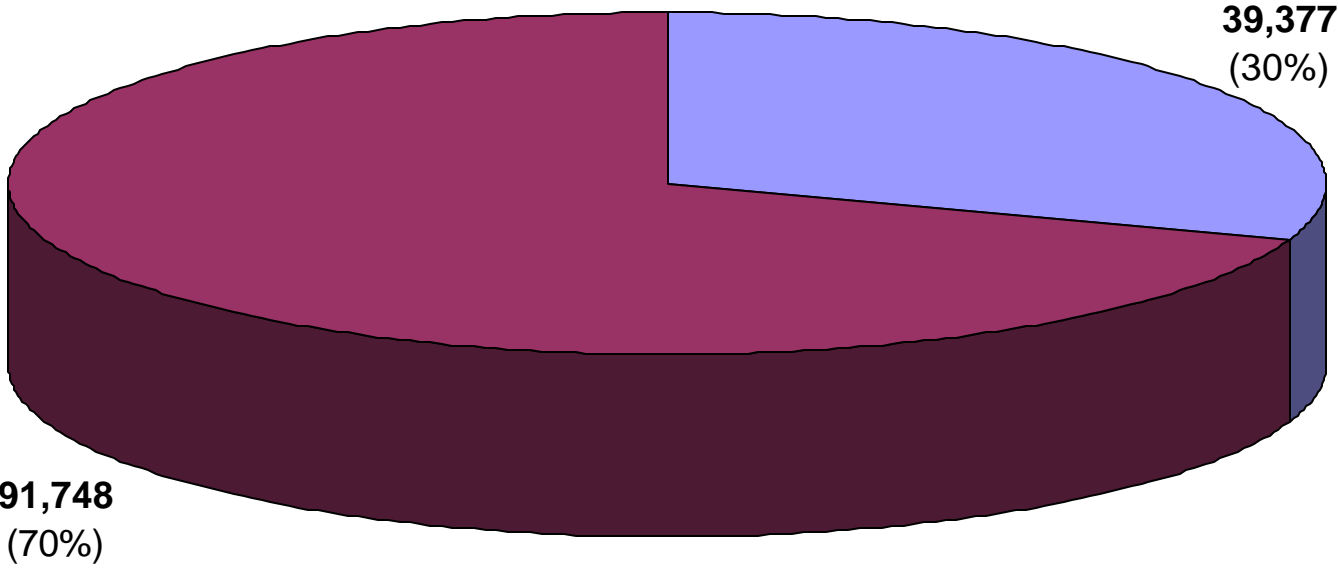
Active Probationers by Supervision Type



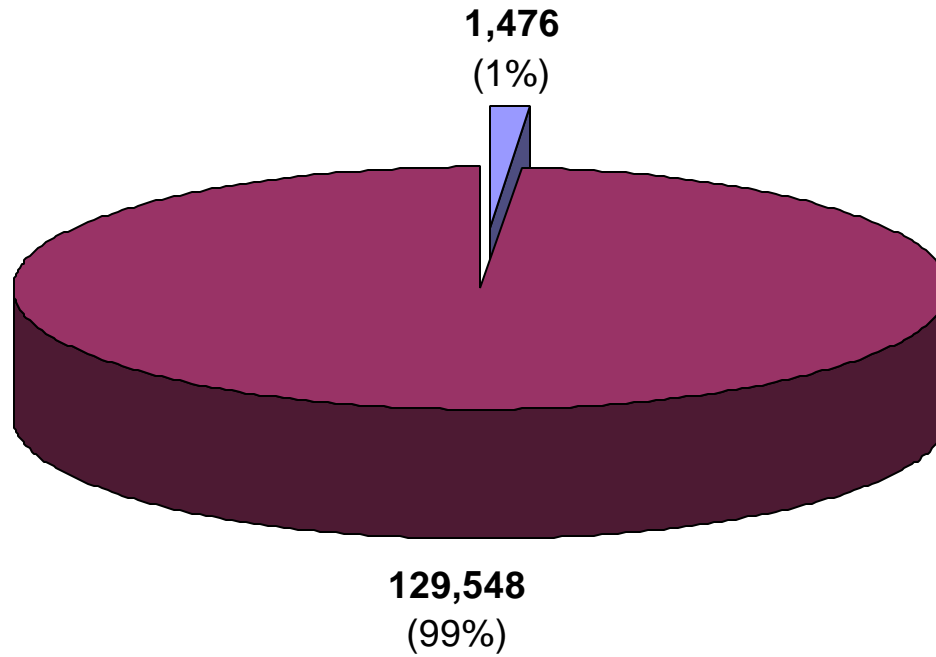
Active Probationers by Case Type



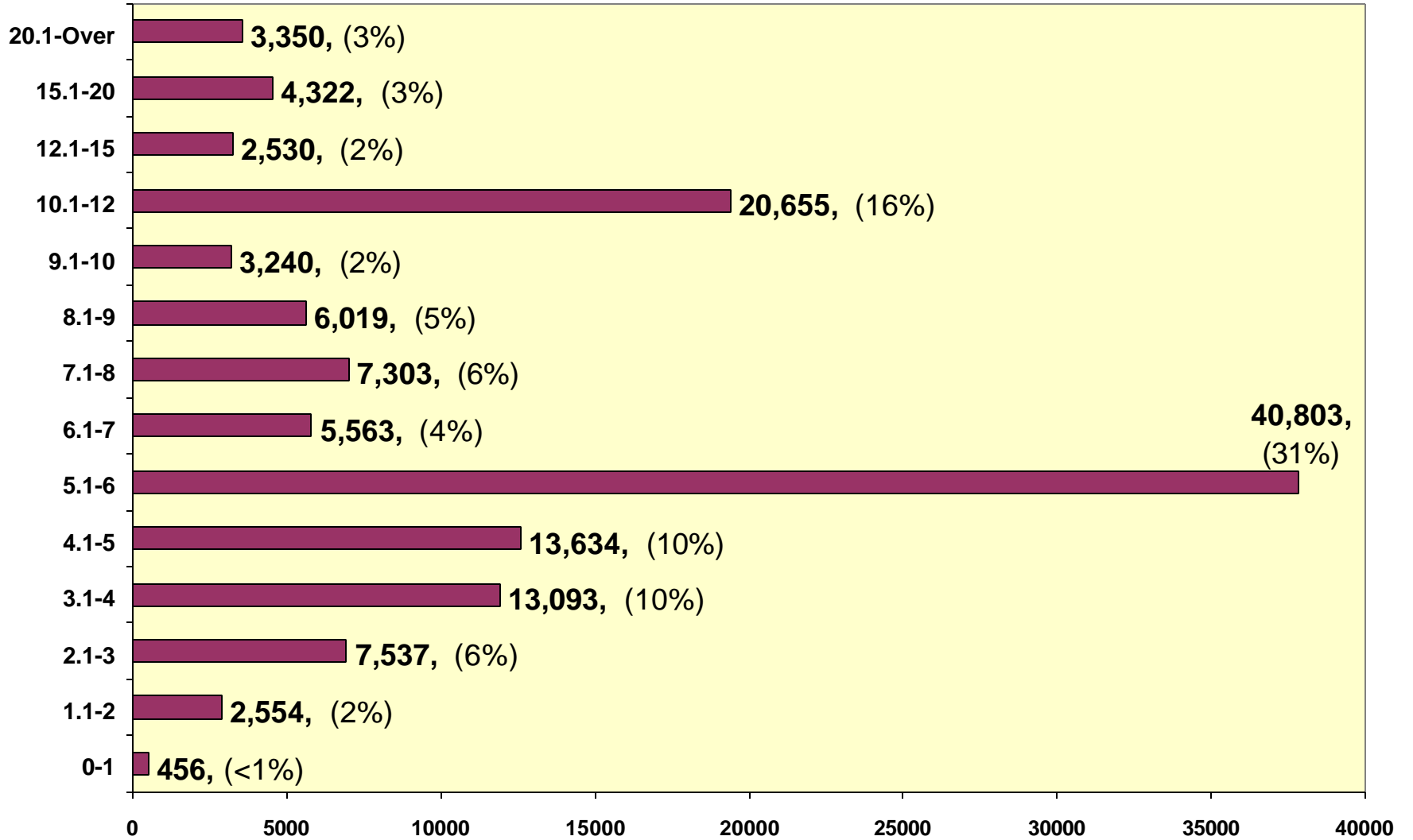
Active Probationers By Offender Status



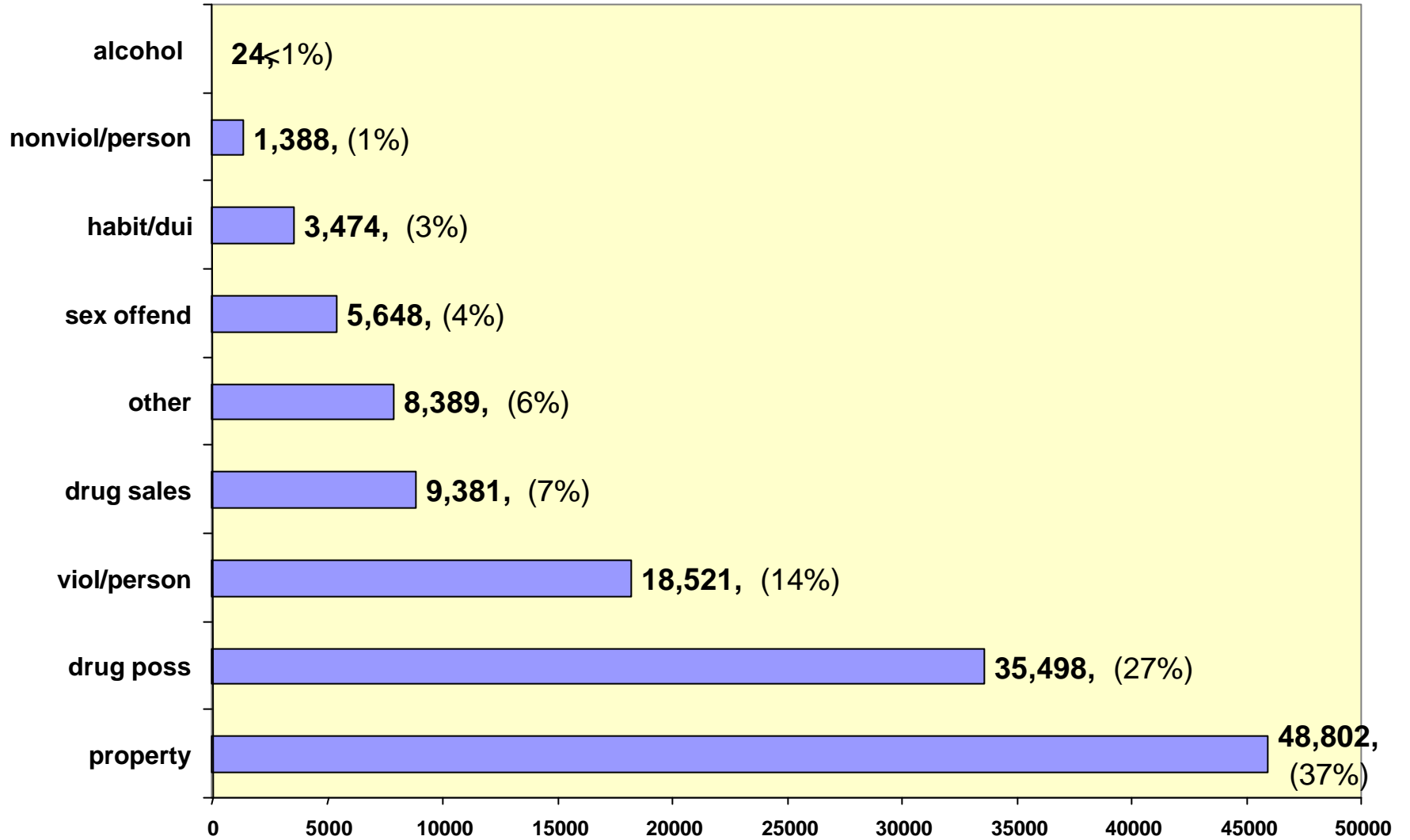
Active Probationers by Sentence Type



Active Probationers by Sentence Length



Active Probationers by Crime Type



Probationer Statistical Profile

Table of contents for Active & admin probationers, not in facilities

Title	Page
-----	-----
Race and sex	2
Current supervision type	3
County of conviction	4
Circuit of conviction	9
Circuit of supervision	11
Sentence length in years	13
Time served in years	14
Time left to serve	15
Case type	16
Release type	17
First offender status	18
Type probationer	19
Most serious crime by group	20
Most serious offense	21
Most serious crime type	32

Georgia Department of Corrections

Page 2 Run 10/21/03 9:59 am

Office of Decision Support

Probationer Statistical Profile

Sample: Active & admin probationers, not in facilities
Act probationers 10/21/2003

Requestor: Nancy Phillips, Statistician

Race and sex by current age & sex

Race and sex	M e n				W o m e n				Grand Total %		
	age 00-21 %	age 22-39 %	age 40-98 %	age UNKWN %	Men Total %	age 00-21 %	age 22-39 %	age 40-98 %		age UNKWN %	Women Total %
WHITE MALE	4541 45	27344 45	15757 51	0 0	47642 47	0 0	0 0	0 0	0 0	0 0	47642 36
NON WHITE MALE	5563 55	33790 55	15357 49	0 0	54710 53	0 0	0 0	0 0	0 0	0 0	54710 42
WHITE FEMALE	0 0	0 0	0 0	0 0	0 0	1019 47	8719 49	4761 55	0 0	14499 50	14499 11
NON WHITE FEMALE	0 0	0 0	0 0	0 0	0 0	1138 53	9209 51	3926 45	0 0	14273 50	14273 11
Total reported	10104	61134	31114	0	102352	2157	17928	8687	0	28772	131124
Percent Reported	100.0	100.0	100.0		100.0	100.0	100.0	100.0		100.0	100.0
NOT REPORTED	0	0	1	0	1	0	0	0	0	0	1
Total	10104	61134	31115	0	102353	2157	17928	8687	0	28772	131125
AVERAGE W-AGE	19.90	29.60	47.77	.00	34.16	19.98	30.34	46.36	.00	34.40	34.21

*** Average age excludes missing dates of birth

Georgia Department of Corrections

Probationer Statistical Profile

Sample: Active & admin probationers, not in facilities
Act probationers 10/21/2003

Requestor: Nancy Phillips, Statistician

Current supervision type by current age & sex

Curr supv type	M e n							W o m e n							Grand Total %
	age 00-21 %	age 22-39 %	age 40-98 %	age UNKWN %	Men Total %	age 00-21 %	age 22-39 %	age 40-98 %	age UNKWN %	Women Total %					
UNSUPERVISED	57 1	1173 2	667 2	0 0	1897 2	15 1	269 2	168 2	0 0	452 2	2349 2				
WARRANT	0 0	3 0	0 0	0 0	3 0	0 0	0 0	0 0	0 0	0 0	3 0				
BC AFTERCARE	0 0	0 0	0 0	0 0	0 0	0 0	0 0	0 0	0 0	0 0	0 0				
HOME CONFINEMENT	0 0	2 0	0 0	0 0	2 0	0 0	0 0	0 0	0 0	0 0	2 0				
INTENSIVE	774 8	2124 3	792 3	0 0	3690 4	110 5	578 3	229 3	0 0	917 3	4607 4				
MAXIMUM	173 2	1401 2	851 3	0 0	2425 2	16 1	225 1	114 1	0 0	355 1	2780 2				
HIGH	426 4	2442 4	1184 4	0 0	4052 4	57 3	495 3	259 3	0 0	811 3	4863 4				
MEDIUM	1328 13	5805 9	2748 9	0 0	9881 10	212 10	1574 9	615 7	0 0	2401 8	12282 9				
STANDARD	4716 47	15556 25	7371 24	0 0	27643 27	1283 59	6031 34	2282 26	0 0	9596 33	37239 28				
ADMINISTRATIVE	2406 24	31484 51	16942 54	0 0	50832 50	437 20	8535 48	4912 57	0 0	13884 48	64716 49				
FINANCIAL	0 0	4 0	38 0	0 0	42 0	0 0	0 0	3 0	0 0	3 0	45 0				
OBSOLETE CODES	0 0	0 0	0 0	0 0	0 0	0 0	0 0	0 0	0 0	0 0	0 0				
UNCLASSIFIED	224 2	1140 2	522 2	0 0	1886 2	27 1	221 1	105 1	0 0	353 1	2239 2				
Total reported	10104	61134	31115	0	102353	2157	17928	8687	0	28772	131125				
Percent Reported	100.0	100.0	100.0		100.0	100.0	100.0	100.0		100.0	100.0				
NOT REPORTED	0	0	0	0	0	0	0	0	0	0	0				
Total	10104	61134	31115	0	102353	2157	17928	8687	0	28772	131125				

Georgia Department of Corrections

Page 4 Run 10/21/03 9:59 am

Office of Decision Support

Probationer Statistical Profile

Sample: Active & admin probationers, not in facilities
Act probationers 10/21/2003

Requestor: Nancy Phillips, Statistician

County of conviction by current age & sex

County	M e n				W o m e n				Grand Total	%												
	age 00-21	age % 22-39	age % 40-98	age % UNKWN	Men % Total	age 00-21	age % 22-39	age % 40-98			age % UNKWN	Women % Total										
Appling	22	0	157	0	57	0	0	0	236	0	3	0	31	0	9	0	0	0	43	0	279	0
Atkinson	17	0	87	0	44	0	0	0	148	0	3	0	20	0	10	0	0	0	33	0	181	0
Bacon	9	0	68	0	27	0	0	0	104	0	1	0	13	0	6	0	0	0	20	0	124	0
Baker	1	0	41	0	20	0	0	0	62	0	0	0	4	0	1	0	0	0	5	0	67	0
Baldwin	109	1	596	1	285	1	0	0	990	1	13	1	144	1	88	1	0	0	245	1	1235	1
Banks	13	0	110	0	79	0	0	0	202	0	5	0	38	0	24	0	0	0	67	0	269	0
Barrow	43	0	298	0	184	1	0	0	525	1	17	1	110	1	48	1	0	0	175	1	700	1
Bartow	103	1	957	2	529	2	0	0	1589	2	35	2	316	2	141	2	0	0	492	2	2081	2
Ben Hill	16	0	198	0	97	0	0	0	311	0	8	0	66	0	24	0	0	0	98	0	409	0
Berrien	28	0	158	0	94	0	0	0	280	0	7	0	41	0	22	0	0	0	70	0	350	0
Bibb	266	3	1724	3	856	3	0	0	2846	3	46	2	546	3	258	3	0	0	850	3	3696	3
Bleckley	35	0	142	0	49	0	0	0	226	0	6	0	36	0	20	0	0	0	62	0	288	0
Brantley	6	0	63	0	44	0	0	0	113	0	0	0	14	0	4	0	0	0	18	0	131	0
Brooks	27	0	132	0	58	0	0	0	217	0	1	0	24	0	14	0	0	0	39	0	256	0
Bryan	23	0	79	0	42	0	0	0	144	0	3	0	17	0	11	0	0	0	31	0	175	0
Bulloch	118	1	523	1	171	1	0	0	812	1	22	1	141	1	37	0	0	0	200	1	1012	1
Burke	38	0	128	0	57	0	0	0	223	0	2	0	28	0	14	0	0	0	44	0	267	0
Butts	30	0	208	0	120	0	0	0	358	0	8	0	62	0	31	0	0	0	101	0	459	0
Calhoun	7	0	85	0	37	0	0	0	129	0	1	0	20	0	10	0	0	0	31	0	160	0
Camden	40	0	206	0	90	0	0	0	336	0	12	1	50	0	28	0	0	0	90	0	426	0
Candler	15	0	69	0	43	0	0	0	127	0	2	0	27	0	17	0	0	0	46	0	173	0
Carroll	89	1	511	1	231	1	0	0	831	1	24	1	164	1	79	1	0	0	267	1	1098	1
Catoosa	44	0	335	1	152	0	0	0	531	1	17	1	116	1	56	1	0	0	189	1	720	1
Charlton	10	0	42	0	25	0	0	0	77	0	2	0	10	0	7	0	0	0	19	0	96	0
Chatham	361	4	1695	3	842	3	0	0	2898	3	91	4	648	4	299	3	0	0	1038	4	3936	3
Chattahoochee	3	0	28	0	13	0	0	0	44	0	1	0	8	0	2	0	0	0	11	0	55	0
Chattooga	29	0	239	0	126	0	0	0	394	0	17	1	71	0	34	0	0	0	122	0	516	0
Cherokee	170	2	923	2	463	1	0	0	1556	2	37	2	271	2	146	2	0	0	454	2	2010	2
Clarke	137	1	685	1	260	1	0	0	1082	1	19	1	171	1	60	1	0	0	250	1	1332	1
Clay	5	0	35	0	23	0	0	0	63	0	0	0	6	0	3	0	0	0	9	0	72	0
Clayton	258	3	824	1	374	1	0	0	1456	1	79	4	400	2	132	2	0	0	611	2	2067	2
Clinch	12	0	94	0	55	0	0	0	161	0	5	0	30	0	8	0	0	0	43	0	204	0
Cobb	700	7	4755	8	2429	8	0	0	7884	8	155	7	1355	8	754	9	0	0	2264	8	10148	8
Coffee	44	0	298	0	141	0	0	0	483	0	3	0	84	0	44	1	0	0	131	0	614	0

(continued)

Georgia Department of Corrections

Probationer Statistical Profile

Sample: Active & admin probationers, not in facilities
Act probationers 10/21/2003

Requestor: Nancy Phillips, Statistician

County of conviction by current age & sex (continued)

County	M e n							W o m e n							Grand							
	age 00-21	%	age 22-39	%	age 40-98	%	UNKWN %	Men Total	%	age 00-21	%	age 22-39	%	age 40-98	%	UNKWN %	Women Total	%	Total	%		
Colquit	83	1	443	1	231	1	0	0	757	1	10	0	107	1	43	0	0	0	160	1	917	1
Columbia	70	1	317	1	129	0	0	0	516	1	10	0	81	0	54	1	0	0	145	1	661	1
Cook	33	0	255	0	150	0	0	0	438	0	1	0	72	0	36	0	0	0	109	0	547	0
Coweta	104	1	444	1	215	1	0	0	763	1	16	1	163	1	72	1	0	0	251	1	1014	1
Crawford	15	0	66	0	28	0	0	0	109	0	3	0	8	0	9	0	0	0	20	0	129	0
Crisp	71	1	288	0	146	0	0	0	505	0	21	1	107	1	38	0	0	0	166	1	671	1
Dade	33	0	169	0	74	0	0	0	276	0	7	0	54	0	19	0	0	0	80	0	356	0
Dawson	15	0	137	0	80	0	0	0	232	0	3	0	55	0	35	0	0	0	93	0	325	0
Decatur	32	0	360	1	214	1	0	0	606	1	11	1	112	1	53	1	0	0	176	1	782	1
DeKalb	518	5	2810	5	1318	4	0	0	4646	5	138	6	842	5	360	4	0	0	1340	5	5986	5
Dodge	28	0	159	0	76	0	0	0	263	0	6	0	53	0	21	0	0	0	80	0	343	0
Dooly	19	0	124	0	61	0	0	0	204	0	2	0	31	0	18	0	0	0	51	0	255	0
Dougherty	283	3	2213	4	1173	4	0	0	3669	4	62	3	604	3	306	4	0	0	972	3	4641	4
Douglas	173	2	1471	2	891	3	0	0	2535	2	50	2	525	3	276	3	0	0	851	3	3386	3
Early	29	0	138	0	70	0	0	0	237	0	4	0	40	0	20	0	0	0	64	0	301	0
Echols	0	0	17	0	13	0	0	0	30	0	1	0	1	0	2	0	0	0	4	0	34	0
Effingham	49	0	216	0	99	0	0	0	364	0	10	0	69	0	40	0	0	0	119	0	483	0
Elbert	22	0	200	0	124	0	0	0	346	0	3	0	59	0	24	0	0	0	86	0	432	0
Emanuel	27	0	137	0	64	0	0	0	228	0	4	0	39	0	16	0	0	0	59	0	287	0
Evans	9	0	62	0	23	0	0	0	94	0	5	0	13	0	4	0	0	0	22	0	116	0
Fannin	21	0	181	0	138	0	0	0	340	0	5	0	70	0	28	0	0	0	103	0	443	0
Fayette	66	1	404	1	176	1	0	0	646	1	15	1	164	1	68	1	0	0	247	1	893	1
Floyd	115	1	899	1	554	2	0	0	1568	2	33	2	355	2	189	2	0	0	577	2	2145	2
Forsyth	77	1	410	1	232	1	0	0	719	1	4	0	132	1	63	1	0	0	199	1	918	1
Franklin	24	0	181	0	107	0	0	0	312	0	2	0	47	0	22	0	0	0	71	0	383	0
Fulton	641	6	4398	7	2183	7	0	0	7222	7	71	3	843	5	455	5	0	0	1369	5	8591	7
Gilmer	32	0	256	0	147	0	0	0	435	0	5	0	74	0	53	1	0	0	132	0	567	0
Glascocock	3	0	8	0	5	0	0	0	16	0	0	0	0	0	0	0	0	0	0	0	16	0
Glynn	110	1	605	1	304	1	0	0	1019	1	26	1	184	1	81	1	0	0	291	1	1310	1
Gordon	65	1	501	1	302	1	0	0	868	1	15	1	185	1	98	1	0	0	298	1	1166	1
Grady	33	0	247	0	127	0	0	0	407	0	5	0	46	0	33	0	0	0	84	0	491	0
Greene	39	0	232	0	91	0	0	0	362	0	5	0	45	0	21	0	0	0	71	0	433	0
Gwinnett	588	6	3037	5	1376	4	0	0	5001	5	133	6	905	5	409	5	0	0	1447	5	6448	5
Habersham	29	0	155	0	101	0	0	0	285	0	8	0	47	0	23	0	0	0	78	0	363	0
Hall	130	1	783	1	480	2	0	0	1393	1	37	2	306	2	150	2	0	0	493	2	1886	1

(continued)

Georgia Department of Corrections

Page 6 Run 10/21/03 9:59 am

Office of Decision Support

Probationer Statistical Profile

Sample: Active & admin probationers, not in facilities
Act probationers 10/21/2003

Requestor: Nancy Phillips, Statistician

County of conviction by current age & sex (continued)

County	M e n				Men Total	W o m e n				Women Total	Grand	
	age 00-21	age 22-39	age 40-98	age UNKWN		age 00-21	age 22-39	age 40-98	age UNKWN		Total	Total
Hancock	14	77	32	0	123	2	8	6	0	16	139	0
Haralson	16	177	154	0	347	6	41	31	0	78	425	0
Harris	32	124	70	0	226	5	23	15	0	43	269	0
Hart	15	155	66	0	236	3	26	22	0	51	287	0
Heard	5	50	33	0	88	2	13	8	0	23	111	0
Henry	226	946	351	1	1523	52	280	123	1	455	1978	2
Houston	148	827	419	1	1394	39	278	103	1	420	1814	1
Irwin	17	83	58	0	158	3	16	7	0	26	184	0
Jackson	51	336	188	1	575	9	113	51	1	173	748	1
Jasper	16	88	47	0	151	3	15	8	0	26	177	0
Jeff Davis	13	111	63	0	187	3	29	11	0	43	230	0
Jefferson	30	133	52	0	215	2	20	7	0	29	244	0
Jenkins	12	83	43	0	138	1	23	5	0	29	167	0
Johnson	10	108	36	0	154	0	15	10	0	25	179	0
Jones	40	221	124	0	385	6	39	25	0	70	455	0
Lamar	27	188	77	0	292	10	41	15	0	66	358	0
Lanier	16	107	58	0	181	3	10	10	0	23	204	0
Laurens	62	455	241	1	758	7	106	44	1	157	915	1
Lee	33	284	135	0	452	10	45	26	0	81	533	0
Liberty	33	154	50	0	237	2	43	20	0	65	302	0
Lincoln	11	59	31	0	101	1	7	14	0	22	123	0
Long	14	48	15	0	77	1	6	3	0	10	87	0
Lowndes	205	1104	440	1	1749	50	303	138	2	491	2240	2
Lumpkin	14	169	102	0	285	5	57	26	0	88	373	0
Macon	7	155	126	0	288	2	21	20	0	43	331	0
Madison	33	148	92	0	273	4	46	27	0	77	350	0
Marion	11	52	26	0	89	0	12	7	0	19	108	0
McDuffie	31	170	80	0	281	2	40	22	0	64	345	0
McIntosh	11	73	47	0	131	5	26	9	0	40	171	0
Meriwether	32	155	93	0	280	4	28	22	0	54	334	0
Miller	20	82	35	0	137	1	17	6	0	24	161	0
Mitchell	48	327	140	0	515	3	72	36	0	111	626	0
Monroe	21	215	97	0	333	4	58	18	0	80	413	0
Montgomery	12	74	26	0	112	1	12	9	0	22	134	0
Morgan	19	147	95	0	261	5	19	16	0	40	301	0

(continued)

Probationer Statistical Profile

Sample: Active & admin probationers, not in facilities
Act probationers 10/21/2003

Requestor: Nancy Phillips, Statistician

County of conviction by current age & sex (continued)

County	M e n							W o m e n							Grand Total %
	age 00-21 %	age 22-39 %	age 40-98 %	age UNKWN %	Men Total %	age 00-21 %	age 22-39 %	age 40-98 %	age UNKWN %	Women Total %					
Murray	30 0	148 0	70 0	0 0	248 0	6 0	47 0	18 0	0 0	71 0	319 0				
Muscogee	265 3	1287 2	740 2	0 0	2292 2	80 4	534 3	234 3	0 0	848 3	3140 2				
Newton	75 1	761 1	480 2	0 0	1316 1	17 1	187 1	120 1	0 0	324 1	1640 1				
Oconee	14 0	69 0	40 0	0 0	123 0	4 0	23 0	10 0	0 0	37 0	160 0				
Oglethorpe	11 0	78 0	42 0	0 0	131 0	0 0	12 0	10 0	0 0	22 0	153 0				
Paulding	81 1	396 1	219 1	0 0	696 1	11 1	73 0	52 1	0 0	136 0	832 1				
Peach	40 0	198 0	76 0	0 0	314 0	0 0	41 0	13 0	0 0	54 0	368 0				
Pickens	24 0	168 0	104 0	0 0	296 0	3 0	63 0	35 0	0 0	101 0	397 0				
Pierce	7 0	52 0	22 0	0 0	81 0	0 0	18 0	9 0	0 0	27 0	108 0				
Pike	3 0	47 0	26 0	0 0	76 0	0 0	5 0	4 0	0 0	9 0	85 0				
Polk	35 0	384 1	230 1	0 0	649 1	5 0	83 0	50 1	0 0	138 0	787 1				
Pulaski	19 0	68 0	34 0	0 0	121 0	0 0	24 0	15 0	0 0	39 0	160 0				
Putnam	29 0	212 0	127 0	0 0	368 0	8 0	37 0	25 0	0 0	70 0	438 0				
Quitman	7 0	26 0	15 0	0 0	48 0	2 0	7 0	7 0	0 0	16 0	64 0				
Rabun	29 0	87 0	65 0	0 0	181 0	6 0	16 0	22 0	0 0	44 0	225 0				
Randolph	18 0	110 0	44 0	0 0	172 0	2 0	34 0	21 0	0 0	57 0	229 0				
Richmond	279 3	1358 2	662 2	0 0	2299 2	64 3	538 3	226 3	0 0	828 3	3127 2				
Rockdale	59 1	339 1	166 1	0 0	564 1	23 1	126 1	54 1	0 0	203 1	767 1				
Schley	3 0	64 0	40 0	0 0	107 0	0 0	17 0	4 0	0 0	21 0	128 0				
Screven	31 0	127 0	74 0	0 0	232 0	3 0	30 0	25 0	0 0	58 0	290 0				
Seminole	17 0	121 0	66 0	0 0	204 0	2 0	32 0	10 0	0 0	44 0	248 0				
Spalding	83 1	460 1	242 1	0 0	785 1	29 1	193 1	93 1	0 0	315 1	1100 1				
Stephens	30 0	124 0	82 0	0 0	236 0	9 0	52 0	26 0	0 0	87 0	323 0				
Stewart	5 0	89 0	48 0	0 0	142 0	1 0	12 0	14 0	0 0	27 0	169 0				
Sumter	64 1	570 1	403 1	0 0	1037 1	13 1	180 1	91 1	0 0	284 1	1321 1				
Talbot	7 0	51 0	28 0	0 0	86 0	0 0	4 0	5 0	0 0	9 0	95 0				
Taliaferro	7 0	13 0	5 0	0 0	25 0	0 0	2 0	2 0	0 0	4 0	29 0				
Tattnall	15 0	75 0	53 0	0 0	143 0	2 0	11 0	11 0	0 0	24 0	167 0				
Taylor	18 0	84 0	41 0	0 0	143 0	1 0	11 0	5 0	0 0	17 0	160 0				
Telfair	19 0	142 0	58 0	0 0	219 0	4 0	55 0	21 0	0 0	80 0	299 0				
Terrell	17 0	168 0	50 0	0 0	235 0	11 1	36 0	20 0	0 0	67 0	302 0				
Thomas	128 1	701 1	316 1	0 0	1145 1	11 1	184 1	76 1	0 0	271 1	1416 1				
Tift	31 0	384 1	196 1	0 0	611 1	5 0	96 1	47 1	0 0	148 1	759 1				
Toombs	33 0	169 0	83 0	0 0	285 0	9 0	65 0	27 0	0 0	101 0	386 0				
Towns	5 0	51 0	23 0	0 0	79 0	1 0	15 0	7 0	0 0	23 0	102 0				

(continued)

Probationer Statistical Profile

Sample: Active & admin probationers, not in facilities
Act probationers 10/21/2003

Requestor: Nancy Phillips, Statistician

County of conviction by current age & sex (continued)

County	M e n						W o m e n						Grand Total %
	age 00-21 %	age 22-39 %	age 40-98 %	age UNKWN %	Men Total %	age 00-21 %	age 22-39 %	age 40-98 %	age UNKWN %	Women Total %			
Treutlen	11 0	76 0	52 0	0 0	139 0	2 0	13 0	15 0	0 0	30 0	169 0		
Troup	100 1	462 1	236 1	0 0	798 1	24 1	178 1	74 1	0 0	276 1	1074 1		
Turner	15 0	91 0	48 0	0 0	154 0	2 0	18 0	11 0	0 0	31 0	185 0		
Twiggs	6 0	77 0	42 0	0 0	125 0	4 0	18 0	12 0	0 0	34 0	159 0		
Union	17 0	74 0	53 0	0 0	144 0	7 0	22 0	20 0	0 0	49 0	193 0		
Upson	46 0	165 0	66 0	0 0	277 0	10 0	49 0	19 0	0 0	78 0	355 0		
Walker	68 1	393 1	201 1	0 0	662 1	13 1	117 1	60 1	0 0	190 1	852 1		
Walton	91 1	693 1	428 1	0 0	1212 1	13 1	159 1	85 1	0 0	257 1	1469 1		
Ware	31 0	231 0	135 0	0 0	397 0	5 0	77 0	33 0	0 0	115 0	512 0		
Warren	6 0	46 0	32 0	0 0	84 0	1 0	3 0	1 0	0 0	5 0	89 0		
Washington	23 0	124 0	54 0	0 0	201 0	1 0	30 0	18 0	0 0	49 0	250 0		
Wayne	47 0	264 0	136 0	0 0	447 0	17 1	79 0	38 0	0 0	134 0	581 0		
Webster	10 0	37 0	29 0	0 0	76 0	4 0	3 0	1 0	0 0	8 0	84 0		
Wheeler	7 0	40 0	25 0	0 0	72 0	1 0	7 0	8 0	0 0	16 0	88 0		
White	18 0	128 0	93 0	0 0	239 0	2 0	41 0	19 0	0 0	62 0	301 0		
Whitfield	104 1	677 1	304 1	0 0	1085 1	33 2	268 1	120 1	0 0	421 1	1506 1		
Wilcox	9 0	54 0	21 0	0 0	84 0	0 0	9 0	3 0	0 0	12 0	96 0		
Wilkes	14 0	81 0	45 0	0 0	140 0	2 0	17 0	12 0	0 0	31 0	171 0		
Wilkinson	10 0	73 0	47 0	0 0	130 0	3 0	22 0	13 0	0 0	38 0	168 0		
Worth	29 0	193 0	90 0	0 0	312 0	3 0	22 0	21 0	0 0	46 0	358 0		
Out of state	184 2	1469 2	645 2	0 0	2298 2	46 2	485 3	193 2	0 0	724 3	3022 2		
Total reported	10103	61130	31113	0	102346	2157	17928	8685	0	28770	131116		
Percent Reported	100.0	100.0	100.0		100.0	100.0	100.0	100.0		100.0	100.0		
Not reported	1	4	2	0	7	0	0	2	0	2	9		
Total	10104	61134	31115	0	102353	2157	17928	8687	0	28772	131125		

Georgia Department of Corrections

Page 9 Run 10/21/03 9:59 am

Office of Decision Support

Probationer Statistical Profile

Sample: Active & admin probationers, not in facilities
 Act probationers 10/21/2003

Requestor: Nancy Phillips, Statistician

Circuit of conviction by current age & sex

Circuit of conv	M e n							W o m e n							Grand							
	age	age	age	age	Men	age	age	age	age	Women	age	age	Women	Grand	Grand							
	00-21	%	22-39	%	40-98	%	UNKWN	%	Total	%	00-21	%	22-39	%	40-98	%	UNKWN	%	Total	%		
Alapaha	106	1	709	1	406	1	0	0	1221	1	19	1	173	1	86	1	0	0	278	1	1499	1
Alcovy	166	2	1455	2	908	3	0	0	2529	3	30	1	346	2	205	2	0	0	581	2	3110	2
Atlanta	641	6	4408	7	2197	7	0	0	7246	7	72	3	846	5	457	5	0	0	1375	5	8621	7
Atlantic	107	1	504	1	232	1	0	0	843	1	19	1	126	1	63	1	0	0	208	1	1051	1
Augusta	390	4	1807	3	852	3	0	0	3049	3	76	4	647	4	296	3	0	0	1019	4	4068	3
Blue Ridge	170	2	923	2	462	2	0	0	1555	2	37	2	271	2	146	2	0	0	454	2	2009	2
Brunswick	232	2	1345	2	650	2	0	0	2227	2	61	3	373	2	167	2	0	0	601	2	2828	2
Chattahoochee	343	3	1651	3	926	3	0	0	2920	3	87	4	596	3	270	3	0	0	953	3	3873	3
Cherokee	168	2	1458	2	831	3	0	0	2457	2	50	2	501	3	239	3	0	0	790	3	3247	3
Clayton	258	3	822	1	372	1	0	0	1452	1	79	4	399	2	132	2	0	0	610	2	2062	2
Cobb	700	7	4751	8	2428	8	0	0	7879	8	155	7	1353	8	753	9	0	0	2261	8	10140	8
Conasauga	134	1	825	1	374	1	0	0	1333	1	39	2	315	2	138	2	0	0	492	2	1825	1
Cordele	115	1	664	1	325	1	0	0	1104	1	31	1	213	1	83	1	0	0	327	1	1431	1
Coweta	330	3	1622	3	808	3	0	0	2760	3	70	3	546	3	255	3	0	0	871	3	3631	3
Dougherty	283	3	2213	4	1173	4	0	0	3669	4	62	3	604	3	306	4	0	0	972	3	4641	4
Dublin	89	1	716	1	371	1	0	0	1176	1	13	1	152	1	81	1	0	0	246	1	1422	1
Eastern	361	4	1695	3	841	3	0	0	2897	3	91	4	647	4	299	4	0	0	1037	4	3934	3
Flint	226	2	946	2	351	1	0	0	1523	2	52	2	280	2	123	1	0	0	455	2	1978	2
Griffin	198	2	1076	2	510	2	0	0	1784	2	54	3	411	2	184	2	0	0	649	2	2433	2
Gwinnett	588	6	3036	5	1376	5	0	0	5000	5	133	6	905	5	409	5	0	0	1447	5	6447	5
Houston	148	1	827	1	419	1	0	0	1394	1	39	2	278	2	103	1	0	0	420	1	1814	1
Lookout Mountain	174	2	1136	2	553	2	0	0	1863	2	54	3	358	2	169	2	0	0	581	2	2444	2
Macon	321	3	1988	3	960	3	0	0	3269	3	49	2	595	3	280	3	0	0	924	3	4193	3
Middle	128	1	632	1	296	1	0	0	1056	1	18	1	181	1	85	1	0	0	284	1	1340	1
Mountain	88	1	366	1	248	1	0	0	702	1	23	1	115	1	71	1	0	0	209	1	911	1
Northeastern	145	1	920	2	560	2	0	0	1625	2	40	2	361	2	185	2	0	0	586	2	2211	2
Northern	105	1	762	1	431	1	0	0	1298	1	12	1	190	1	105	1	0	0	307	1	1605	1
Ocmulgee	276	3	1646	3	848	3	0	0	2770	3	45	2	329	2	202	2	0	0	576	2	3346	3
Oconee	120	1	625	1	268	1	0	0	1013	1	18	1	187	1	94	1	0	0	299	1	1312	1
Ogeechee	210	2	949	2	387	1	0	0	1546	2	36	2	263	2	107	1	0	0	406	1	1952	2
Pataula	113	1	680	1	303	1	0	0	1096	1	22	1	172	1	87	1	0	0	281	1	1377	1
Piedmont	107	1	744	1	451	1	0	0	1302	1	31	1	261	1	123	1	0	0	415	1	1717	1
Rome	115	1	899	2	554	2	0	0	1568	2	33	2	355	2	189	2	0	0	577	2	2145	2
South Georgia	121	1	1060	2	538	2	0	0	1719	2	20	1	254	1	133	2	0	0	407	1	2126	2

(continued)

Georgia Department of Corrections

Probationer Statistical Profile

Sample: Active & admin probationers, not in facilities
Act probationers 10/21/2003

Requestor: Nancy Phillips, Statistician

Circuit of conviction by current age & sex (continued)

Circuit of conv	M e n								W o m e n								Grand Total %					
	age 00-21	%	age 22-39	%	age 40-98	%	age UNKWN	%	Men Total %	age 00-21	%	age 22-39	%	age 40-98	%	age UNKWN		%	Women Total %			
Southern	443	4	2397	4	1058	3	0	0	3898	4	73	3	619	4	273	3	0	0	965	3	4863	4
Southwestern	122	1	1199	2	781	3	0	0	2102	2	30	1	278	2	156	2	0	0	464	2	2566	2
Stone Mountain	518	5	2810	5	1318	4	0	0	4646	5	138	7	842	5	360	4	0	0	1340	5	5986	5
Tallapoosa	51	1	561	1	384	1	0	0	996	1	11	1	124	1	81	1	0	0	216	1	1212	1
Tifton	92	1	751	1	392	1	0	0	1235	1	13	1	152	1	86	1	0	0	251	1	1486	1
Toombs	72	1	377	1	198	1	0	0	647	1	6	0	69	0	51	1	0	0	126	0	773	1
Waycross	107	1	754	1	394	1	0	0	1255	1	11	1	216	1	103	1	0	0	330	1	1585	1
Western	151	2	754	1	300	1	0	0	1205	1	23	1	194	1	70	1	0	0	287	1	1492	1
Rockdale	59	1	339	1	166	1	0	0	564	1	23	1	126	1	54	1	0	0	203	1	767	1
Douglas	173	2	1471	2	891	3	0	0	2535	3	50	2	525	3	276	3	0	0	851	3	3386	3
Appalachian	77	1	605	1	389	1	0	0	1071	1	13	1	207	1	116	1	0	0	336	1	1407	1
Enotah	54	1	422	1	271	1	0	0	747	1	15	1	135	1	72	1	0	0	222	1	969	1
Bell-Forsyth	77	1	410	1	232	1	0	0	719	1	4	0	132	1	63	1	0	0	199	1	918	1
Towaliga	78	1	611	1	294	1	0	0	983	1	22	1	161	1	64	1	0	0	247	1	1230	1
Paulding	81	1	396	1	219	1	0	0	696	1	11	1	73	0	52	1	0	0	136	0	832	1
OUT OF STATE	184	2	1469	2	646	2	0	0	2299	2	46	2	485	3	193	2	0	0	724	3	3023	2
Total reported	10115		61186		31142		0		102443		2159		17941		8695		0		28795		131238	
Percent Reported	100.1		100.1		100.1				100.1		100.1		100.1		100.1				100.1		100.1	
NOT REPORTED	98		716		384		0		1198		21		185		90		0		296		1494	
Total	10104		61134		31115		0		102353		2157		17928		8687		0		28772		131125	

Georgia Department of Corrections

Page 11 Run 10/21/03 9:59 am

Office of Decision Support

Probationer Statistical Profile

Sample: Active & admin probationers, not in facilities
Act probationers 10/21/2003

Requestor: Nancy Phillips, Statistician

Circuit of supervision by current age & sex

Circuit of supv	M e n							W o m e n							Grand							
	age 00-21	%	age 22-39	%	age 40-98	%	UNKWN	%	Men Total	%	age 00-21	%	age 22-39	%	age 40-98	%	UNKWN	%	Women Total	%	Total	%
Alapaha	98	1	716	1	384	1	0	0	1198	1	21	1	185	1	90	1	0	0	296	1	1494	1
Alcovy	156	2	1426	2	854	3	0	0	2436	2	34	2	345	2	204	2	0	0	583	2	3019	2
Atlanta	779	8	5423	9	2611	8	0	0	8813	9	113	5	1195	7	614	7	0	0	1922	7	10735	8
Atlantic	122	1	529	1	240	1	0	0	891	1	24	1	141	1	59	1	0	0	224	1	1115	1
Augusta	390	4	1922	3	895	3	0	0	3207	3	78	4	652	4	297	3	0	0	1027	4	4234	3
Blue Ridge	158	2	892	1	459	1	0	0	1509	1	42	2	270	2	145	2	0	0	457	2	1966	2
Brunswick	246	2	1392	2	670	2	0	0	2308	2	60	3	415	2	181	2	0	0	656	2	2964	2
Chattahoochee	330	3	1662	3	951	3	0	0	2943	3	91	4	608	3	283	3	0	0	982	3	3925	3
Cherokee	180	2	1521	2	835	3	0	0	2536	2	50	2	491	3	235	3	0	0	776	3	3312	3
Clayton	258	3	940	2	432	1	0	0	1630	2	76	4	433	2	147	2	0	0	656	2	2286	2
Cobb	683	7	4439	7	2196	7	0	0	7318	7	123	6	1193	7	671	8	0	0	1987	7	9305	7
Conasauga	150	1	923	2	429	1	0	0	1502	1	42	2	342	2	145	2	0	0	529	2	2031	2
Cordele	108	1	601	1	316	1	0	0	1025	1	24	1	202	1	70	1	0	0	296	1	1321	1
Coweta	328	3	1672	3	856	3	0	0	2856	3	78	4	614	3	269	3	0	0	961	3	3817	3
Dougherty	284	3	2242	4	1185	4	0	0	3711	4	68	3	594	3	306	4	0	0	968	3	4679	4
Dublin	96	1	693	1	370	1	0	0	1159	1	15	1	156	1	87	1	0	0	258	1	1417	1
Eastern	369	4	1758	3	855	3	0	0	2982	3	90	4	637	4	296	3	0	0	1023	4	4005	3
Flint	191	2	872	1	382	1	0	0	1445	1	35	2	274	2	116	1	0	0	425	1	1870	1
Griffin	203	2	1069	2	510	2	0	0	1782	2	48	2	407	2	177	2	0	0	632	2	2414	2
Gwinnett	598	6	2938	5	1288	4	0	0	4824	5	138	6	905	5	387	4	0	0	1430	5	6254	5
Houston	142	1	750	1	385	1	0	0	1277	1	34	2	244	1	92	1	0	0	370	1	1647	1
Lookout Mountain	171	2	1162	2	589	2	0	0	1922	2	48	2	368	2	186	2	0	0	602	2	2524	2
Macon	345	3	2205	4	1043	3	0	0	3593	4	51	2	651	4	312	4	0	0	1014	4	4607	4
Middle	119	1	638	1	322	1	0	0	1079	1	18	1	187	1	93	1	0	0	298	1	1377	1
Mountain	100	1	400	1	269	1	0	0	769	1	21	1	132	1	80	1	0	0	233	1	1002	1
Northeastern	152	2	989	2	574	2	0	0	1715	2	41	2	378	2	197	2	0	0	616	2	2331	2
Northern	110	1	794	1	446	1	0	0	1350	1	14	1	206	1	109	1	0	0	329	1	1679	1
Ocmulgee	256	3	1506	2	801	3	0	0	2563	3	47	2	321	2	189	2	0	0	557	2	3120	2
Oconee	111	1	594	1	261	1	0	0	966	1	21	1	185	1	94	1	0	0	300	1	1266	1
Ogeechee	177	2	864	1	399	1	0	0	1440	1	32	1	243	1	102	1	0	0	377	1	1817	1
Pataula	110	1	685	1	304	1	0	0	1099	1	22	1	179	1	93	1	0	0	294	1	1393	1
Piedmont	112	1	750	1	449	1	0	0	1311	1	27	1	254	1	123	1	0	0	404	1	1715	1
Rome	113	1	901	1	543	2	0	0	1557	2	37	2	349	2	192	2	0	0	578	2	2135	2
South Georgia	122	1	1067	2	556	2	0	0	1745	2	21	1	267	1	132	2	0	0	420	1	2165	2

(continued)

Probationer Statistical Profile

Sample: Active & admin probationers, not in facilities
Act probationers 10/21/2003

Requestor: Nancy Phillips, Statistician

Circuit of supervision by current age & sex (continued)

Circuit of supv	M e n								W o m e n								Grand					
	age	age	age	age	Men	Men	age	age	age	age	age	age	Women	Women	Total	%						
	00-21	%	22-39	%	40-98	%	UNKWN	%	00-21	%	22-39	%	40-98	%	UNKWN	%	Total	%				
Southern	439	4	2414	4	1082	3	0	0	3935	4	77	4	612	3	273	3	0	0	962	3	4897	4
Southwestern	122	1	1123	2	735	2	0	0	1980	2	28	1	271	2	158	2	0	0	457	2	2437	2
Stone Mountain	563	6	3163	5	1435	5	0	0	5161	5	160	7	926	5	399	5	0	0	1485	5	6646	5
Tallapoosa	53	1	598	1	396	1	0	0	1047	1	11	1	155	1	93	1	0	0	259	1	1306	1
Tifton	104	1	811	1	399	1	0	0	1314	1	12	1	165	1	97	1	0	0	274	1	1588	1
Toombs	74	1	366	1	201	1	0	0	641	1	6	0	75	0	46	1	0	0	127	0	768	1
Waycross	115	1	760	1	424	1	0	0	1299	1	13	1	220	1	106	1	0	0	339	1	1638	1
Western	141	1	773	1	327	1	0	0	1241	1	23	1	173	1	71	1	0	0	267	1	1508	1
Rockdale	57	1	384	1	181	1	0	0	622	1	28	1	131	1	55	1	0	0	214	1	836	1
Douglas	143	1	1244	2	747	2	0	0	2134	2	36	2	419	2	222	3	0	0	677	2	2811	2
Appalachian	76	1	617	1	410	1	0	0	1103	1	17	1	210	1	117	1	0	0	344	1	1447	1
Enotah	51	1	417	1	279	1	0	0	747	1	12	1	136	1	73	1	0	0	221	1	968	1
Bell-Forsyth	65	1	380	1	223	1	0	0	668	1	8	0	122	1	56	1	0	0	186	1	854	1
Towaliga	76	1	567	1	299	1	0	0	942	1	24	1	160	1	74	1	0	0	258	1	1200	1
Paulding	99	1	463	1	270	1	0	0	832	1	14	1	110	1	65	1	0	0	189	1	1021	1
Total reported	10045		61015		31067		0		102127		2153		17908		8678		0		28739		130866	

Georgia Department of Corrections

Page 13 Run 10/21/03 9:59 am

Office of Decision Support

Probationer Statistical Profile

Sample: Active & admin probationers, not in facilities
Act probationers 10/21/2003

Requestor: Nancy Phillips, Statistician

Sentence length in years by current age & sex

Sentence (in years)	M e n				W o m e n				Grand Total	%												
	age 00-21	age % 22-39	age % 40-98	age % UNKWN	Men % Total	age 00-21	age % 22-39	age % 40-98			age % UNKWN	Women % Total										
0-1	36	0	203	0	122	0	0	0	361	0	10	0	61	0	24	0	0	0	95	0	456	0
1.1-2	218	2	1233	2	582	2	0	0	2033	2	60	3	307	2	154	2	0	0	521	2	2554	2
2.1-3	897	9	3254	5	1451	5	0	0	5602	5	292	14	1187	7	456	5	0	0	1935	7	7537	6
3.1-4	1433	14	5519	9	2556	8	0	0	9508	9	472	22	2292	13	821	9	0	0	3585	12	13093	10
4.1-5	1203	12	6535	11	2976	10	0	0	10714	10	219	10	1871	10	830	10	0	0	2920	10	13634	10
5.1-6	3720	37	18957	31	8786	28	0	0	31463	31	752	35	6018	34	2570	30	0	0	9340	32	40803	31
6.1-7	353	3	2711	4	1326	4	0	0	4390	4	57	3	751	4	365	4	0	0	1173	4	5563	4
7.1-8	441	4	3731	6	1734	6	0	0	5906	6	50	2	910	5	437	5	0	0	1397	5	7303	6
8.1-9	318	3	2919	5	1536	5	0	0	4773	5	44	2	757	4	445	5	0	0	1246	4	6019	5
9.1-10	162	2	1523	2	928	3	0	0	2613	3	25	1	386	2	216	2	0	0	627	2	3240	2
10.1-12	1073	11	9884	16	5273	17	0	0	16230	16	153	7	2635	15	1637	19	0	0	4425	15	20655	16
12.1-15	67	1	1159	2	918	3	0	0	2144	2	10	0	197	1	179	2	0	0	386	1	2530	2
15.1-20	130	1	2026	3	1505	5	0	0	3661	4	9	0	336	2	316	4	0	0	661	2	4322	3
20.1-OVER	53	1	1471	2	1368	4	0	0	2892	3	4	0	220	1	234	3	0	0	458	2	3350	3
INDEFINITE	0	0	0	0	0	0	0	0	0	0	0	0	0	0	0	0	0	0	0	0	0	0
Total reported	10104		61125		31061		0		102290		2157		17928		8684		0		28769		131059	
Percent Reported	100.0		100.0		99.8				99.9		100.0		100.0		100.0				100.0		99.9	
NOT REPORTED	0		9		54		0		63		0		0		3		0		3		66	
Total	10104		61134		31115		0		102353		2157		17928		8687		0		28772		131125	
AVERAGE EXCLUDING INDEFINITE	5.39		6.71		7.45		.00		6.81		4.63		6.04		6.97		.00		6.21		6.68	

Georgia Department of Corrections

Page 14 Run 10/21/03 9:59 am

Office of Decision Support

Probationer Statistical Profile

Sample: Active & admin probationers, not in facilities
Act probationers 10/21/2003

Requestor: Nancy Phillips, Statistician

Time served in years by current age & sex

Time served (in yrs)	M e n					W o m e n					Grand	
	age 00-21	age 22-39	age 40-98	age UNKWN	Men Total	age 00-21	age 22-39	age 40-98	age UNKWN	Women Total	Total	%
0-1	5210 52	17714 29	7978 26	0 0	30902 30	1149 53	5573 31	2156 25	0 0	8878 31	39780 30	
1.1-2	3041 30	14349 23	6348 20	0 0	23738 23	660 31	4461 25	1911 22	0 0	7032 24	30770 23	
2.1-3	1336 13	10187 17	4874 16	0 0	16397 16	270 13	3111 17	1432 16	0 0	4813 17	21210 16	
3.1-4	426 4	7297 12	3821 12	0 0	11544 11	69 3	2023 11	1071 12	0 0	3163 11	14707 11	
4.1-5	73 1	5214 9	2892 9	0 0	8179 8	9 0	1350 8	816 9	0 0	2175 8	10354 8	
5.1-6	13 0	2200 4	1240 4	0 0	3453 3	0 0	530 3	370 4	0 0	900 3	4353 3	
6.1-7	1 0	1413 2	820 3	0 0	2234 2	0 0	320 2	240 3	0 0	560 2	2794 2	
7.1-8	2 0	888 1	653 2	0 0	1543 2	0 0	209 1	173 2	0 0	382 1	1925 1	
8.1-9	0 0	652 1	488 2	0 0	1140 1	0 0	136 1	125 1	0 0	261 1	1401 1	
9.1-10	1 0	432 1	405 1	0 0	838 1	0 0	94 1	123 1	0 0	217 1	1055 1	
10.1-12	0 0	384 1	508 2	0 0	892 1	0 0	58 0	95 1	0 0	153 1	1045 1	
12.1-15	1 0	256 0	568 2	0 0	825 1	0 0	38 0	94 1	0 0	132 0	957 1	
15.1-20	0 0	92 0	357 1	0 0	449 0	0 0	16 0	50 1	0 0	66 0	515 0	
20.1-OVER	0 0	55 0	162 1	0 0	217 0	0 0	8 0	31 0	0 0	39 0	256 0	
Total reported	10104	61133	31114	0	102351	2157	17927	8687	0	28771	131122	
Percent Reported	100.0	100.0	100.0		100.0	100.0	100.0	100.0		100.0	100.0	
NOT REPORTED	0	1	1	0	2	0	1	0	0	1	3	
Total	10104	61134	31115	0	102353	2157	17928	8687	0	28772	131125	
AVERAGE TIME SERVED	1.19	2.55	3.37	.00	2.67	1.13	2.29	3.18	.00	2.47	2.62	

Georgia Department of Corrections

Page 15 Run 10/21/03 9:59 am

Office of Decision Support

Probationer Statistical Profile

Sample: Active & admin probationers, not in facilities
Act probationers 10/21/2003

Requestor: Nancy Phillips, Statistician

Time left to serve by current age & sex

Time left (in years)	M e n					W o m e n					Grand Total %
	age 00-21 %	age 22-39 %	age 40-98 %	age UNKWN %	Men Total %	age 00-21 %	age 22-39 %	age 40-98 %	age UNKWN %	Women Total %	
0-1	839 8	10079 16	5366 17	0 0	16284 16	265 12	3105 17	1551 18	0 0	4921 17	21205 16
1.1-2	1411 14	10004 16	5173 17	0 0	16588 16	402 19	3206 18	1529 18	0 0	5137 18	21725 17
2.1-3	1790 18	9732 16	4843 16	0 0	16365 16	467 22	2999 17	1389 16	0 0	4855 17	21220 16
3.1-4	1829 18	8509 14	4000 13	0 0	14338 14	321 15	2545 14	1130 13	0 0	3996 14	18334 14
4.1-5	1946 19	7530 12	3467 11	0 0	12943 13	395 18	2315 13	984 11	0 0	3694 13	16637 13
5.1-6	373 4	3195 5	1623 5	0 0	5191 5	51 2	819 5	434 5	0 0	1304 5	6495 5
6.1-7	417 4	2924 5	1545 5	0 0	4886 5	45 2	740 4	405 5	0 0	1190 4	6076 5
7.1-8	412 4	2446 4	1292 4	0 0	4150 4	45 2	642 4	350 4	0 0	1037 4	5187 4
8.1-9	398 4	2061 3	1006 3	0 0	3465 3	66 3	556 3	299 3	0 0	921 3	4386 3
9.1-10	446 4	1809 3	931 3	0 0	3186 3	80 4	525 3	249 3	0 0	854 3	4040 3
10.1-12	47 0	861 1	526 2	0 0	1434 1	2 0	117 1	99 1	0 0	218 1	1652 1
12.1-15	131 1	1045 2	601 2	0 0	1777 2	13 1	200 1	122 1	0 0	335 1	2112 2
15.1-20	58 1	598 1	436 1	0 0	1092 1	5 0	109 1	86 1	0 0	200 1	1292 1
20.1-OVER	7 0	310 1	233 1	0 0	550 1	0 0	44 0	55 1	0 0	99 0	649 0
INDEFINITE	0 0	0 0	0 0	0 0	0 0	0 0	0 0	0 0	0 0	0 0	0 0
NONE	0 0	22 0	16 0	0 0	38 0	0 0	6 0	2 0	0 0	8 0	46 0
Total reported	10104	61125	31058	0	102287	2157	17928	8684	0	28769	131056
Percent Reported	100.0	100.0	99.8		99.9	100.0	100.0	100.0		100.0	99.9
NOT REPORTED	0	9	57	0	66	0	0	3	0	3	69
Total	10104	61134	31115	0	102353	2157	17928	8687	0	28772	131125
AVERAGE EXCLUDING INDEFINITE, NONE	4.10	3.92	4.06	.00	3.98	3.42	3.58	3.84	.00	3.64	3.91

Georgia Department of Corrections

Page 16 Run 10/21/03 9:59 am

Office of Decision Support

Probationer Statistical Profile

Sample: Active & admin probationers, not in facilities
Act probationers 10/21/2003

Requestor: Nancy Phillips, Statistician

Case type by current age & sex

Case type	M e n				W o m e n				Grand Total %		
	age 00-21 %	age 22-39 %	age 40-98 %	age UNKWN %	Men Total %	age 00-21 %	age 22-39 %	age 40-98 %		age UNKWN %	Women Total %
PRESENTENCE	0 0	0 0	0 0	0 0	0 0	0 0	0 0	0 0	0 0	0 0	0 0
SPLIT SENTENCE	143 1	5929 10	4657 15	0 0	10729 10	20 1	712 4	594 7	0 0	1326 5	12055 9
STRAIGHT SENTENCE	9776 97	53706 88	25748 83	0 0	89230 87	2088 97	16719 93	7887 91	0 0	26694 93	115924 88
ABANDONMENT&BASTARDY	0 0	8 0	53 0	0 0	61 0	0 0	0 0	3 0	0 0	3 0	64 0
OUT OF STATE PROB	185 2	1482 2	650 2	0 0	2317 2	46 2	486 3	196 2	0 0	728 3	3045 2
OUT OF STATE A&B	0 0	1 0	1 0	0 0	2 0	0 0	1 0	0 0	0 0	1 0	3 0
SUSPENDED SENTENCE	0 0	8 0	6 0	0 0	14 0	3 0	10 0	7 0	0 0	20 0	34 0
Total reported	10104	61134	31115	0	102353	2157	17928	8687	0	28772	131125
Percent Reported	100.0	100.0	100.0		100.0	100.0	100.0	100.0		100.0	100.0
NOT REPORTED	0	0	0	0	0	0	0	0	0	0	0
Total	10104	61134	31115	0	102353	2157	17928	8687	0	28772	131125

Probationer Statistical Profile

Sample: Active & admin probationers, not in facilities
Act probationers 10/21/2003

Requestor: Nancy Phillips, Statistician

Release type by current age & sex

Release type	M e n					W o m e n					Grand Total %	
	age 00-21 %	age 22-39 %	age 40-98 %	age UNKWN %	Men Total %	age 00-21 %	age 22-39 %	age 40-98 %	age UNKWN %	Women Total %		
TRANSF OUT OF STATE	0 0	0 0	0 0	0 0	0 0	0 0	0 0	0 0	0 0	0 0	0 0	0 0
REVOKED (TECHNICAL)	0 0	0 0	0 0	0 0	0 0	0 0	0 0	0 0	0 0	0 0	0 0	0 0
REVOKED (NEW SENT)	0 0	0 0	0 0	0 0	0 0	0 0	0 0	0 0	0 0	0 0	0 0	0 0
REVOKED (NEW CRIME)	0 0	0 0	0 0	0 0	0 0	0 0	0 0	0 0	0 0	0 0	0 0	0 0
ABSCONDED (TOLLED)	0 0	0 0	0 0	0 0	0 0	0 0	0 0	0 0	0 0	0 0	0 0	0 0
ABSCONDED (NON-TOLL)	0 0	0 0	0 0	0 0	0 0	0 0	0 0	0 0	0 0	0 0	0 0	0 0
TERMINATED BY COURT	0 0	0 0	0 0	0 0	0 0	0 0	0 0	0 0	0 0	0 0	0 0	0 0
OUT OF STATE TERM	0 0	0 0	0 0	0 0	0 0	0 0	0 0	0 0	0 0	0 0	0 0	0 0
DEATH	0 0	0 0	0 0	0 0	0 0	0 0	0 0	0 0	0 0	0 0	0 0	0 0
FINAN OBLIG COMPLETE	0 0	0 0	0 0	0 0	0 0	0 0	0 0	0 0	0 0	0 0	0 0	0 0
OTHER	0 0	0 0	0 0	0 0	0 0	0 0	0 0	0 0	0 0	0 0	0 0	0 0
NORMAL RELEASE	0 0	0 0	0 0	0 0	0 0	0 0	0 0	0 0	0 0	0 0	0 0	0 0
A & B SPECIAL TERM	0 0	0 0	0 0	0 0	0 0	0 0	0 0	0 0	0 0	0 0	0 0	0 0
INDEP JURISDICTION	0 0	0 0	0 0	0 0	0 0	0 0	0 0	0 0	0 0	0 0	0 0	0 0
ACTIVE	10104100	61134100	31115100	0 0	102353100	2157100	17928100	8687100	0 0	28772100	131125100	
Total reported	10104	61134	31115	0	102353	2157	17928	8687	0	28772	131125	
Percent Reported	100.0	100.0	100.0		100.0	100.0	100.0	100.0		100.0	100.0	
NOT REPORTED	0	0	0	0	0	0	0	0	0	0	0	0
Total	10104	61134	31115	0	102353	2157	17928	8687	0	28772	131125	

Georgia Department of Corrections

Page 18 Run 10/21/03 9:59 am

Office of Decision Support

Probationer Statistical Profile

Sample: Active & admin probationers, not in facilities
 Act probationers 10/21/2003

Requestor: Nancy Phillips, Statistician

First offender status by current age & sex

1stOffndr	M e n					W o m e n					Grand Total %
	age 00-21 %	age 22-39 %	age 40-98 %	age UNKWN %	Men Total %	age 00-21 %	age 22-39 %	age 40-98 %	age UNKWN %	Women Total %	
FIRST OFFNDR STATUS	5485 54	16996 28	5126 16	0 0	27607 27	1520 70	7604 42	2646 30	0 0	11770 41	39377 30
NO FIRST OFFNDR STAT	4619 46	44138 72	25989 84	0 0	74746 73	637 30	10324 58	6041 70	0 0	17002 59	91748 70
Total reported	10104	61134	31115	0	102353	2157	17928	8687	0	28772	131125
Percent Reported	100.0	100.0	100.0		100.0	100.0	100.0	100.0		100.0	100.0
NOT REPORTED	0	0	0	0	0	0	0	0	0	0	0
Total	10104	61134	31115	0	102353	2157	17928	8687	0	28772	131125

Probationer Statistical Profile

Sample: Active & admin probationers, not in facilities
Act probationers 10/21/2003

Requestor: Nancy Phillips, Statistician

Type probationer by current age & sex

Type probationer	M e n					W o m e n					Grand Total %
	age 00-21 %	age 22-39 %	age 40-98 %	age UNKWN %	Men Total %	age 00-21 %	age 22-39 %	age 40-98 %	age UNKWN %	Women Total %	
MISDEMEANANT	115 1	656 1	380 1	0 0	1151 1	17 1	187 1	121 1	0 0	325 1	1476 1
FELON	9989 99	60461 99	30675 99	0 0	101125 99	2137 99	17730 99	8556 98	0 0	28423 99	129548 99
ABANDONMENT&BASTARDY	0 0	9 0	54 0	0 0	63 0	0 0	1 0	3 0	0 0	4 0	67 0
SUSPENDED SENTENCE	0 0	8 0	6 0	0 0	14 0	3 0	10 0	7 0	0 0	20 0	34 0
Total reported	10104	61134	31115	0	102353	2157	17928	8687	0	28772	131125
Percent Reported	100.0	100.0	100.0		100.0	100.0	100.0	100.0		100.0	100.0
NOT REPORTED	0	0	0	0	0	0	0	0	0	0	0
Total	10104	61134	31115	0	102353	2157	17928	8687	0	28772	131125

Georgia Department of Corrections

Page 20 Run 10/21/03 9:59 am

Office of Decision Support

Probationer Statistical Profile

Sample: Active & admin probationers, not in facilities
Act probationers 10/21/2003

Requestor: Nancy Phillips, Statistician

Most serious crime by group by current age & sex

Crime group	M e n				W o m e n				Grand Total	%												
	age 00-21	age % 22-39	age % 40-98	age % UNKWN	Men Total	age % 00-21	age % 22-39	age % 40-98			age % UNKWN	Women Total										
HOMICIDE	15	0	341	1	263	1	0	0	619	1	4	0	90	1	91	1	0	0	185	1	804	1
ABORTION	0	0	1	0	0	0	0	0	1	0	0	0	0	0	0	0	0	0	0	0	1	0
BODILY INJRY&REL OFF	671	7	6347	10	4196	13	0	0	11214	11	159	7	1243	7	583	7	0	0	1985	7	13199	10
ARSON & REL OFF	33	0	270	0	181	1	0	0	484	0	10	0	87	0	75	1	0	0	172	1	656	1
DAMAGE OF PROPERTY	249	2	744	1	218	1	0	0	1211	1	53	2	185	1	57	1	0	0	295	1	1506	1
BURGLARY & REL OFF	1669	17	6095	10	1892	6	0	0	9656	9	114	5	592	3	206	2	0	0	912	3	10568	8
FORGERY & REL OFF	579	6	4766	8	2224	7	0	0	7569	7	476	22	4456	25	1683	19	0	0	6615	23	14184	11
THEFT	2191	22	8609	14	3856	12	0	0	14656	14	611	28	4001	22	1697	20	0	0	6309	22	20965	16
ROBBERY	273	3	1740	3	539	2	0	0	2552	2	34	2	182	1	53	1	0	0	269	1	2821	2
SEXUAL OFFENSES	488	5	2568	4	2342	8	0	0	5398	5	13	1	122	1	58	1	0	0	193	1	5591	4
OBSCENITY CRIMES	0	0	5	0	11	0	0	0	16	0	0	0	1	0	1	0	0	0	2	0	18	0
TREASON & REL OFF	7	0	48	0	16	0	0	0	71	0	5	0	28	0	7	0	0	0	40	0	111	0
CRIMES INVOLVNG GOVT	183	2	1324	2	496	2	0	0	2003	2	41	2	408	2	230	3	0	0	679	2	2682	2
FALSIFICATIONS	31	0	207	0	99	0	0	0	337	0	18	1	134	1	41	0	0	0	193	1	530	0
OBSTRUCT LAW ENFORCE	21	0	226	0	103	0	0	0	350	0	14	1	94	1	28	0	0	0	136	0	486	0
DISORDERLY CONDUCT	73	1	227	0	84	0	0	0	384	0	7	0	26	0	15	0	0	0	48	0	432	0
GAMBLING & REL OFF	6	0	49	0	33	0	0	0	88	0	3	0	16	0	11	0	0	0	30	0	118	0
CRUELTY TO CHILDREN	25	0	592	1	405	1	0	0	1022	1	17	1	452	3	167	2	0	0	636	2	1658	1
CRIMES WITH GUNS	220	2	1917	3	1334	4	0	0	3471	3	27	1	134	1	92	1	0	0	253	1	3724	3
INVASION PRIVACY	5	0	96	0	55	0	0	0	156	0	0	0	1	0	1	0	0	0	2	0	158	0
RACKETEERING	0	0	15	0	19	0	0	0	34	0	0	0	9	0	9	0	0	0	18	0	52	0
DRUG ABUSE OFFENSES	3111	31	22110	36	10136	33	0	0	35357	35	502	23	5050	28	3127	36	0	0	8679	30	44036	34
DRUG TRAFFICKING	15	0	286	0	230	1	0	0	531	1	7	0	75	0	64	1	0	0	146	1	677	1
AUTO CRIMES	16	0	1323	2	1668	5	0	0	3007	3	0	0	115	1	150	2	0	0	265	1	3272	2
REVENUE & CONTRABAND	3	0	4	0	6	0	0	0	13	0	0	0	3	0	4	0	0	0	7	0	20	0
CRIMES OF OTH STATES	31	0	219	0	101	0	0	0	351	0	11	1	88	0	33	0	0	0	132	0	483	0
MISC. FELONIES	69	1	330	1	166	1	0	0	565	1	13	1	134	1	68	1	0	0	215	1	780	1
MISDEMEANORS	115	1	661	1	430	1	0	0	1206	1	17	1	195	1	130	1	0	0	342	1	1548	1
Total reported	10099		61120		31103		0		102322		2156		17921		8681		0		28758		131080	
Percent Reported	100.0		100.0		100.0				100.0		100.0		100.0		99.9				100.0		100.0	
NOT REPORTED	5		14		12		0		31		1		7		6		0		14		45	

Total | 10104 | 61134 | 31115 | 0 | 102353 | 2157 | 17928 | 8687 | 0 | 28772 | 131125

Georgia Department of Corrections

Page 21 Run 10/21/03 9:59 am

Office of Decision Support

Probationer Statistical Profile

Sample: Active & admin probationers, not in facilities
Act probationers 10/21/2003

Requestor: Nancy Phillips, Statistician

Most serious offense by current age & sex

Most serious offense	M e n					W o m e n					Grand	
	age 00-21 %	age 22-39 %	age 40-98 %	age UNKWN %	Men Total %	age 00-21 %	age 22-39 %	age 40-98 %	age UNKWN %	Women Total %	Total %	Total %
Misdemeanors												
abandonment	0 0	5 0	49 0	0 0	54 0	0 0	0 0	2 0	0 0	2 0	56 0	
non-support	0 0	0 0	1 0	0 0	1 0	0 0	1 0	0 0	0 0	1 0	2 0	
stalking	0 0	2 0	5 0	0 0	7 0	0 0	1 0	0 0	0 0	1 0	8 0	
assault & battery	3 0	16 0	5 0	0 0	24 0	0 0	1 0	1 0	0 0	2 0	26 0	
atmpt murder	0 0	1 0	1 0	0 0	2 0	0 0	0 0	0 0	0 0	0 0	2 0	
aggravated assault	0 0	19 0	11 0	0 0	30 0	0 0	5 0	6 0	0 0	11 0	41 0	
simple assault	0 0	16 0	11 0	0 0	27 0	0 0	1 0	0 0	0 0	1 0	28 0	
simple battery	6 0	56 0	36 0	0 0	98 0	1 0	9 0	5 0	0 0	15 0	113 0	
shooting at another	0 0	2 0	1 0	0 0	3 0	0 0	0 0	0 0	0 0	0 0	3 0	
wife beating	0 0	0 0	1 0	0 0	1 0	0 0	0 0	0 0	0 0	0 0	1 0	
concealing a death	0 0	1 0	0 0	0 0	1 0	0 0	1 0	0 0	0 0	1 0	2 0	
fleeing and eluding	1 0	0 0	1 0	0 0	2 0	0 0	0 0	0 0	0 0	0 0	2 0	
leave scene had inju	0 0	1 0	1 0	0 0	2 0	0 0	1 0	0 0	0 0	1 0	3 0	
crmnl intfer govt pr	1 0	1 0	0 0	0 0	2 0	0 0	0 0	0 0	0 0	0 0	2 0	
reckless conduct	1 0	5 0	0 0	0 0	6 0	0 0	4 0	0 0	0 0	4 0	10 0	
disorderly conduct	0 0	0 0	4 0	0 0	4 0	0 0	0 0	2 0	0 0	2 0	6 0	
larceny	0 0	1 0	1 0	0 0	2 0	0 0	0 0	0 0	0 0	0 0	2 0	
receiving stolen goo	2 0	8 0	1 0	0 0	11 0	0 0	3 0	0 0	0 0	3 0	14 0	
theft by taking	10 0	40 0	28 0	0 0	78 0	2 0	27 0	13 0	0 0	42 0	120 0	
robbery	3 0	9 0	1 0	0 0	13 0	0 0	3 0	0 0	0 0	3 0	16 0	
burglary	2 0	25 0	4 0	0 0	31 0	0 0	0 0	2 0	0 0	2 0	33 0	
alter id	0 0	1 0	0 0	0 0	1 0	0 0	0 0	0 0	0 0	0 0	1 0	
cheating & swindling	0 0	0 0	1 0	0 0	1 0	0 0	1 0	0 0	0 0	1 0	2 0	
bad checks	0 0	18 0	14 0	0 0	32 0	0 0	22 0	22 0	0 0	44 0	76 0	
fraudulent checks	1 0	2 0	0 0	0 0	3 0	0 0	5 0	0 0	0 0	5 0	8 0	
lottery	0 0	1 0	0 0	0 0	1 0	0 0	0 0	0 0	0 0	0 0	1 0	
forgery	0 0	10 0	3 0	0 0	13 0	0 0	10 0	2 0	0 0	12 0	25 0	
worthless checks	0 0	1 0	0 0	0 0	1 0	0 0	3 0	3 0	0 0	6 0	7 0	
s/d of narcotics	2 0	8 0	0 0	0 0	10 0	0 0	0 0	0 0	0 0	0 0	10 0	
s/d dep,stim,cntrf d	0 0	3 0	1 0	0 0	4 0	0 0	0 0	0 0	0 0	0 0	4 0	
s/d of lsd	0 0	1 0	0 0	0 0	1 0	0 0	1 0	0 0	0 0	1 0	2 0	
s/d of marijuana	0 0	7 0	2 0	0 0	9 0	0 0	0 0	0 0	0 0	0 0	9 0	
poss of narcotics	0 0	4 0	0 0	0 0	4 0	0 0	1 0	1 0	0 0	2 0	6 0	

(continued)

Probationer Statistical Profile

Sample: Active & admin probationers, not in facilities
Act probationers 10/21/2003

Requestor: Nancy Phillips, Statistician

Most serious offense by current age & sex (continued)

Most serious offense	M e n					W o m e n					Grand	
	age 00-21	age % 22-39	age % 40-98	age % UNKWN	Men % Total	age 00-21	age % 22-39	age % 40-98	age % UNKWN	Women % Total	Total	%
poss dep,stim,cntrf	0 0	1 0	0 0	0 0	1 0	0 0	0 0	0 0	0 0	0 0	1 0	0
poss of lsd	0 0	1 0	0 0	0 0	1 0	0 0	0 0	0 0	0 0	0 0	1 0	0
poss of marijuana	9 0	27 0	6 0	0 0	42 0	0 0	4 0	0 0	0 0	4 0	46 0	0
viol motor veh law	6 0	47 0	17 0	0 0	70 0	0 0	6 0	4 0	0 0	10 0	80 0	0
dui	6 0	84 0	84 0	0 0	174 0	1 0	15 0	15 0	0 0	31 0	205 0	0
obstr of law enf off	12 0	39 0	15 0	0 0	66 0	2 0	7 0	4 0	0 0	13 0	79 0	0
impersonating anothe	0 0	4 0	2 0	0 0	6 0	0 0	5 0	0 0	0 0	5 0	11 0	0
crmnl trespassing	10 0	9 0	5 0	0 0	24 0	1 0	5 0	1 0	0 0	7 0	31 0	0
illegal attm to obt	0 0	3 0	0 0	0 0	3 0	1 0	1 0	1 0	0 0	3 0	6 0	0
crmnl damage	1 0	7 0	2 0	0 0	10 0	0 0	2 0	0 0	0 0	2 0	12 0	0
terroristic threats	1 0	4 0	5 0	0 0	10 0	0 0	0 0	2 0	0 0	2 0	12 0	0
viol ga cntrl subst	6 0	44 0	15 0	0 0	65 0	2 0	7 0	7 0	0 0	16 0	81 0	0
public indecency	0 0	7 0	3 0	0 0	10 0	0 0	0 0	0 0	0 0	0 0	10 0	0
peeping tom	1 0	1 0	1 0	0 0	3 0	0 0	0 0	0 0	0 0	0 0	3 0	0
molesting a minor	0 0	0 0	3 0	0 0	3 0	0 0	0 0	0 0	0 0	0 0	3 0	0
sexual battery	1 0	2 0	3 0	0 0	6 0	0 0	0 0	0 0	0 0	0 0	6 0	0
escape	0 0	2 0	1 0	0 0	3 0	0 0	0 0	1 0	0 0	1 0	4 0	0
cpwl & concealed wea	1 0	5 0	3 0	0 0	9 0	0 0	0 0	0 0	0 0	0 0	9 0	0
shoplifting	4 0	5 0	5 0	0 0	14 0	2 0	11 0	8 0	0 0	21 0	35 0	0
viol game & fish law	1 0	1 0	0 0	0 0	2 0	0 0	0 0	0 0	0 0	0 0	2 0	0
pointing gun at anot	1 0	2 0	5 0	0 0	8 0	0 0	0 0	0 0	0 0	0 0	8 0	0
deadly weapons in pu	0 0	1 0	0 0	0 0	1 0	0 0	0 0	0 0	0 0	0 0	1 0	0
crmnl attempt	1 0	0 0	0 0	0 0	1 0	0 0	0 0	0 0	0 0	0 0	1 0	0
other misdemeanor	5 0	31 0	21 0	0 0	57 0	3 0	6 0	10 0	0 0	19 0	76 0	0
riot	0 0	0 0	1 0	0 0	1 0	0 0	0 0	0 0	0 0	0 0	1 0	0
fighting in public p	0 0	1 0	0 0	0 0	1 0	1 0	0 0	0 0	0 0	1 0	2 0	0
family violence batt	1 0	1 0	0 0	0 0	2 0	0 0	0 0	0 0	0 0	0 0	2 0	0
misuse firearm hunti	0 0	1 0	0 0	0 0	1 0	0 0	0 0	0 0	0 0	0 0	1 0	0
lottery violation	0 0	0 0	0 0	0 0	0 0	0 0	1 0	0 0	0 0	1 0	1 0	0
off agnst pub hlth/m	0 0	4 0	6 0	0 0	10 0	0 0	0 0	0 0	0 0	0 0	10 0	0
failr fil/mntn abort	0 0	0 0	1 0	0 0	1 0	0 0	0 0	0 0	0 0	0 0	1 0	0
involuntary manslaug	0 0	0 0	2 0	0 0	2 0	0 0	0 0	0 0	0 0	0 0	2 0	0
interference with cu	0 0	0 0	1 0	0 0	1 0	0 0	1 0	1 0	0 0	2 0	3 0	0
theft by deception <	0 0	2 0	1 0	0 0	3 0	0 0	1 0	0 0	0 0	1 0	4 0	0
theft/lost/property<	0 0	3 0	0 0	0 0	3 0	0 0	0 0	0 0	0 0	0 0	3 0	0

(continued)

Georgia Department of Corrections

Probationer Statistical Profile

Sample: Active & admin probationers, not in facilities
Act probationers 10/21/2003

Requestor: Nancy Phillips, Statistician

Most serious offense by current age & sex (continued)

Most serious offense	Men					Women					Grand Total %
	age 00-21 %	age 22-39 %	age 40-98 %	age UNKWN %	Men Total %	age 00-21 %	age 22-39 %	age 40-98 %	age UNKWN %	Women Total %	
theft of services <	0 0	0 0	1 0	0 0	1 0	0 0	0 0	0 0	0 0	0 0	1 0
theft by conversion	0 0	4 0	0 0	0 0	4 0	0 0	2 0	3 0	0 0	5 0	9 0
theft motor vehicle,	1 0	3 0	2 0	0 0	6 0	0 0	1 0	0 0	0 0	1 0	7 0
conversn paymnt real	0 0	1 0	0 0	0 0	1 0	0 0	0 0	0 0	0 0	0 0	1 0
entrng mot veh crim	0 0	5 0	0 0	0 0	5 0	0 0	1 0	1 0	0 0	2 0	7 0
viol forgery&fraud p	1 0	1 0	3 0	0 0	5 0	0 0	1 0	0 0	0 0	1 0	6 0
abandon dang drugs/p	0 0	1 0	0 0	0 0	1 0	0 0	0 0	0 0	0 0	0 0	1 0
tpos/use drug rel ob	0 0	0 0	0 0	0 0	0 0	0 0	0 0	1 0	0 0	1 0	1 0
obtn/attmpt drugs il	0 0	0 0	2 0	0 0	2 0	0 0	1 0	2 0	0 0	3 0	5 0
viol dangerous drugs	0 0	2 0	0 0	0 0	2 0	0 0	0 0	0 0	0 0	0 0	2 0
mfg/dist imitate con	0 0	3 0	1 0	0 0	4 0	0 0	1 0	0 0	0 0	1 0	5 0
misc abuse govt offi	0 0	0 0	0 0	0 0	0 0	0 0	0 0	1 0	0 0	1 0	1 0
misc escape & other	0 0	1 0	0 0	0 0	1 0	0 0	0 0	0 0	0 0	0 0	1 0
misc offns relt jud	0 0	0 0	1 0	0 0	1 0	0 0	0 0	0 0	0 0	0 0	1 0
misc sexual offenses	0 0	3 0	3 0	0 0	6 0	0 0	0 0	0 0	0 0	0 0	6 0
providing sex mat mi	0 0	0 0	1 0	0 0	1 0	0 0	0 0	0 0	0 0	0 0	1 0
dng instrmntalties &	0 0	1 0	0 0	0 0	1 0	0 0	0 0	0 0	0 0	0 0	1 0
nonpay agri,naval st	0 0	0 0	1 0	0 0	1 0	0 0	0 0	0 0	0 0	0 0	1 0
viol acts rsale plnt	1 0	0 0	0 0	0 0	1 0	0 0	0 0	0 0	0 0	0 0	1 0
viol alcoh bev regs	0 0	0 0	1 0	0 0	1 0	0 0	0 0	0 0	0 0	0 0	1 0
furnish liquor to mi	3 0	0 0	1 0	0 0	4 0	0 0	0 0	0 0	0 0	0 0	4 0
poss alc bev by juve	1 0	2 0	1 0	0 0	4 0	0 0	0 0	0 0	0 0	0 0	4 0
veh homicide tit 40	0 0	1 0	1 0	0 0	2 0	0 0	0 0	1 0	0 0	1 0	3 0
viol motor veh licen	1 0	5 0	1 0	0 0	7 0	0 0	0 0	0 0	0 0	0 0	7 0
conspiracy commit mis	2 0	0 0	0 0	0 0	2 0	0 0	0 0	0 0	0 0	0 0	2 0
misc misdemeanor	6 0	23 0	17 0	0 0	46 0	1 0	15 0	8 0	0 0	24 0	70 0
misc invasion of pri	0 0	0 0	1 0	0 0	1 0	0 0	0 0	0 0	0 0	0 0	1 0
misc contraband/smug	0 0	0 0	1 0	0 0	1 0	0 0	0 0	0 0	0 0	0 0	1 0
viol othr states law	0 0	2 0	0 0	0 0	2 0	0 0	1 0	0 0	0 0	1 0	3 0

(continued)

Georgia Department of Corrections

Page 24 Run 10/21/03 9:59 am

Office of Decision Support

Probationer Statistical Profile

Sample: Active & admin probationers, not in facilities
Act probationers 10/21/2003

Requestor: Nancy Phillips, Statistician

Most serious offense by current age & sex (continued)

Most serious offense	M e n					W o m e n					Grand	
	age 00-21 %	age 22-39 %	age 40-98 %	age UNKWN %	Men Total %	age 00-21 %	age 22-39 %	age 40-98 %	age UNKWN %	Women Total %	Total %	Total %
FELONIES												
MISC HOMICIDE OFFENS	1 0	6 0	5 0	0 0	12 0	2 0	2 0	1 0	0 0	5 0	17 0	
MURDER	1 0	3 0	5 0	0 0	9 0	0 0	8 0	1 0	0 0	9 0	18 0	
VOLUNTARY MANSLAUGHT	2 0	81 0	97 0	0 0	180 0	0 0	32 0	43 1	0 0	75 0	255 0	
INVOLUNTARY MANSLAUG	2 0	62 0	28 0	0 0	92 0	1 0	13 0	13 0	0 0	27 0	119 0	
FETICIDE	0 0	2 0	0 0	0 0	2 0	0 0	1 0	0 0	0 0	1 0	3 0	
VEHICULAR HOMICIDE	9 0	178 0	110 0	0 0	297 0	1 0	30 0	25 0	0 0	56 0	353 0	
HOMICIDE BY PILOT,DU	0 0	1 0	2 0	0 0	3 0	0 0	0 0	0 0	0 0	0 0	3 0	
CONCEAL DEATH OF ANO	0 0	2 0	1 0	0 0	3 0	0 0	0 0	0 0	0 0	0 0	3 0	
ATMPT MURDER	0 0	6 0	15 0	0 0	21 0	0 0	4 0	8 0	0 0	12 0	33 0	
CRMNL ABORTION	0 0	1 0	0 0	0 0	1 0	0 0	0 0	0 0	0 0	0 0	1 0	
MISC ASSAULT/BATTERY	3 0	107 0	66 0	0 0	176 0	0 0	10 0	5 0	0 0	15 0	191 0	
FAMILY VIOLENCE BATT	1 0	26 0	9 0	0 0	36 0	0 0	1 0	2 0	0 0	3 0	39 0	
AGGRAV ASSAULT	396 4	3876 7	2506 8	0 0	6778 7	113 5	952 5	449 5	0 0	1514 5	8292 7	
ATMPT AGGRAV ASSAULT	1 0	19 0	14 0	0 0	34 0	2 0	6 0	2 0	0 0	10 0	44 0	
AGGRAV BATTERY	56 1	443 1	260 1	0 0	759 1	8 0	57 0	27 0	0 0	92 0	851 1	
TERRORIST THREATS &	146 1	792 1	654 2	0 0	1592 2	24 1	115 1	50 1	0 0	189 1	1781 1	
FALSE IMPRISONMENT	14 0	226 0	112 0	0 0	352 0	1 0	13 0	4 0	0 0	18 0	370 0	
FALSE IMPRIS COLOR L	0 0	1 0	1 0	0 0	2 0	0 0	1 0	0 0	0 0	1 0	3 0	
KIDNAPPING	2 0	79 0	44 0	0 0	125 0	0 0	2 0	1 0	0 0	3 0	128 0	
INTERFERENCE WITH CU	6 0	24 0	13 0	0 0	43 0	2 0	16 0	7 0	0 0	25 0	68 0	
AGGRAV ASSAULT POLCE	8 0	121 0	93 0	0 0	222 0	2 0	13 0	13 0	0 0	28 0	250 0	
AGGRAV BATTERY PEACE	1 0	4 0	2 0	0 0	7 0	0 0	1 0	0 0	0 0	1 0	8 0	
SIMPLE BATTERY	6 0	90 0	48 0	0 0	144 0	1 0	13 0	3 0	0 0	17 0	161 0	
RECK COND	0 0	8 0	1 0	0 0	9 0	0 0	5 0	0 0	0 0	5 0	14 0	
INJURY BY VEHICLE	1 0	10 0	4 0	0 0	15 0	0 0	4 0	0 0	0 0	4 0	19 0	
STALKING	2 0	16 0	18 0	0 0	36 0	0 0	0 0	0 0	0 0	0 0	36 0	
AGGRAV STALKING	28 0	500 1	346 1	0 0	874 1	6 0	34 0	20 0	0 0	60 0	934 1	
ATMPT KIDNAP	0 0	5 0	5 0	0 0	10 0	0 0	0 0	0 0	0 0	0 0	10 0	
ARSON MISC	2 0	20 0	16 0	0 0	38 0	1 0	3 0	9 0	0 0	13 0	51 0	
ARSON 1ST DEGREE	19 0	184 0	137 0	0 0	340 0	7 0	64 0	56 1	0 0	127 0	467 0	
ARSON 2ND DEGREE	9 0	44 0	21 0	0 0	74 0	0 0	10 0	7 0	0 0	17 0	91 0	

(continued)

Georgia Department of Corrections

Page 25 Run 10/21/03 9:59 am

Office of Decision Support

Probationer Statistical Profile

Sample: Active & admin probationers, not in facilities
Act probationers 10/21/2003

Requestor: Nancy Phillips, Statistician

Most serious offense by current age & sex (continued)

Most serious offense	M e n					W o m e n					Grand Total	%											
	age 00-21	age % 22-39	age % 40-98	age % UNKWN	Men % Total	age 00-21	age % 22-39	age % 40-98	age % UNKWN	Women % Total													
ARSON 3RD DEGREE	2	0	15	0	5	0	0	0	0	22	0	2	0	7	0	2	0	0	0	11	0	33	0
CRMNL POSS EXPLOSIVE	1	0	6	0	2	0	0	0	0	9	0	0	0	3	0	1	0	0	0	4	0	13	0
CRMNL POSS INCENDIAR	0	0	1	0	0	0	0	0	0	1	0	0	0	0	0	0	0	0	0	0	0	1	0
MISC CRIMINAL DAMAGE	3	0	13	0	3	0	0	0	0	19	0	0	0	3	0	0	0	0	0	3	0	22	0
CRMNL DAMAGE 1ST DEG	50	1	174	0	65	0	0	0	0	289	0	7	0	25	0	12	0	0	0	44	0	333	0
CRMNL DAMAGE 2ND DEG	178	2	483	1	134	0	0	0	0	795	1	45	2	141	1	39	0	0	0	225	1	1020	1
DAMAGE,DESTROY SECR	2	0	19	0	6	0	0	0	0	27	0	0	0	5	0	3	0	0	0	8	0	35	0
VANDALISM TO CHURCH	2	0	6	0	0	0	0	0	0	8	0	0	0	1	0	1	0	0	0	2	0	10	0
ALTER ID	14	0	49	0	10	0	0	0	0	73	0	1	0	10	0	2	0	0	0	13	0	86	0
BURGLARY	1545	16	5899	10	1834	6	0	0	0	9278	9	110	5	574	3	200	2	0	0	884	3	10162	8
POSS BURGLAR TOOLS	73	1	116	0	34	0	0	0	0	223	0	3	0	13	0	2	0	0	0	18	0	241	0
ATMPT BURGLARY	51	1	80	0	24	0	0	0	0	155	0	1	0	5	0	4	0	0	0	10	0	165	0
MISC FORGERY	2	0	18	0	10	0	0	0	0	30	0	2	0	20	0	12	0	0	0	34	0	64	0
FORGERY 1ST DEGREE	410	4	3546	6	1736	6	0	0	0	5692	6	324	16	3326	19	1325	16	0	0	4975	18	10667	8
FORGERY 2ND DEGREE	33	0	220	0	46	0	0	0	0	299	0	7	0	100	1	30	0	0	0	137	0	436	0
BAD CHECKS	9	0	196	0	168	1	0	0	0	373	0	7	0	192	1	82	1	0	0	281	1	654	1
ILLEGAL USE-CREDIT C	3	0	14	0	7	0	0	0	0	24	0	0	0	18	0	3	0	0	0	21	0	45	0
THEFT CREDIT CARD	27	0	108	0	23	0	0	0	0	158	0	25	1	80	0	19	0	0	0	124	0	282	0
FORGERY CREDIT CARD	8	0	30	0	4	0	0	0	0	42	0	9	0	58	0	7	0	0	0	74	0	116	0
FRAUDULENT CREDIT CA	69	1	385	1	101	0	0	0	0	555	1	80	4	429	2	87	1	0	0	596	2	1151	1
CRMNL POSS CREDIT CA	2	0	6	0	2	0	0	0	0	10	0	0	0	2	0	1	0	0	0	3	0	13	0
RECV GDS,SRVS FRAUD	1	0	8	0	10	0	0	0	0	19	0	1	0	16	0	18	0	0	0	35	0	54	0
TELECOMMUNICATIONS F	0	0	13	0	13	0	0	0	0	26	0	0	0	7	0	4	0	0	0	11	0	37	0
COMPUTER THEFT	0	0	0	0	0	0	0	0	0	0	0	0	0	1	0	0	0	0	0	1	0	1	0
ATMPT FORGERY	0	0	3	0	1	0	0	0	0	4	0	1	0	3	0	5	0	0	0	9	0	13	0
FAILR PAY NATRL PRD/	0	0	1	0	5	0	0	0	0	6	0	0	0	0	0	1	0	0	0	1	0	7	0
FRAUDULENT ACCESS CO	3	0	41	0	5	0	0	0	0	49	0	4	0	40	0	4	0	0	0	48	0	97	0
MISC FRAUD	12	0	177	0	93	0	0	0	0	282	0	16	1	164	1	85	1	0	0	265	1	547	0
THEFT BY TAKING	775	8	3795	6	1749	6	0	0	0	6319	6	241	12	2044	12	924	11	0	0	3209	12	9528	7
THEFT BY DECEPTION	8	0	240	0	212	1	0	0	0	460	0	12	1	176	1	85	1	0	0	273	1	733	1
THEFT BY EXTORTION	0	0	13	0	4	0	0	0	0	17	0	0	0	9	0	3	0	0	0	12	0	29	0
THEFT OF LOST PROPER	4	0	12	0	10	0	0	0	0	26	0	0	0	7	0	2	0	0	0	9	0	35	0
THEFT BY REC STOLEN	624	6	2193	4	684	2	0	0	0	3501	4	62	3	331	2	79	1	0	0	472	2	3973	3
THEFT OF SERVICES	2	0	41	0	35	0	0	0	0	78	0	1	0	24	0	11	0	0	0	36	0	114	0
THEFT BY CONVERSION	12	0	235	0	275	1	0	0	0	522	1	4	0	146	1	87	1	0	0	237	1	759	1

(continued)

Georgia Department of Corrections

Page 26 Run 10/21/03 9:59 am

Office of Decision Support

Probationer Statistical Profile

Sample: Active & admin probationers, not in facilities
Act probationers 10/21/2003

Requestor: Nancy Phillips, Statistician

Most serious offense by current age & sex (continued)

Most serious offense	M e n						W o m e n						Grand							
	age 00-21	age % 22-39	age % 40-98	age % UNKWN	Men % Total	%	age 00-21	age % 22-39	age % 40-98	age % UNKWN	Women % Total	%	Total	%						
THEFT OF TRADE SECRE	1	0	2	0	2	0	0	0	5	0	1	0	1	0	0	0	2	0	7	0
CONVSN PAYMNTS REAL	0	0	8	0	22	0	0	0	30	0	0	0	0	0	0	0	1	0	31	0
ATMPT THEFT BY TAKIN	3	0	1	0	1	0	0	0	5	0	0	0	1	0	0	0	1	0	6	0
THEFT OF MOTOR VEH,	155	2	553	1	180	1	0	0	888	1	15	1	71	0	18	0	0	0	104	0
THEFT OF LEASED PERS	0	0	2	0	1	0	0	0	3	0	0	0	4	0	0	0	4	0	7	0
THEFT BRING PROP IN	15	0	64	0	24	0	0	0	103	0	2	0	5	0	3	0	0	0	10	0
THEFT RECV PROP OUT	7	0	17	0	2	0	0	0	26	0	0	0	4	0	1	0	0	0	5	0
LIVESTOCK THEFT	3	0	7	0	3	0	0	0	13	0	1	0	2	0	0	0	0	0	3	0
THEFT BY SHOPLIFTING	137	1	712	1	531	2	0	0	1380	1	263	13	1126	6	474	6	0	0	1863	7
ENTERING VEHICLE	445	5	713	1	121	0	0	0	1279	1	9	0	50	0	8	0	0	0	67	0
STEAL ALTER PUBLIC D	0	0	1	0	0	0	0	0	1	0	0	0	0	0	1	0	0	0	1	0
ROBBERY	218	2	1206	2	331	1	0	0	1755	2	26	1	142	1	39	0	0	0	207	1
ARMED ROBBERY	22	0	414	1	190	1	0	0	626	1	5	0	31	0	12	0	0	0	48	0
ROBBERY BY FORCE	0	0	7	0	0	0	0	0	7	0	0	0	0	0	0	0	0	0	0	0
ROBBERY BY INTIMIDAT	0	0	5	0	0	0	0	0	5	0	0	0	0	0	1	0	0	0	1	0
ROBBERY BY SUDDEN SN	2	0	2	0	0	0	0	0	4	0	0	0	0	0	0	0	0	0	0	0
HIJACKING MOTOR VEHI	0	0	2	0	0	0	0	0	2	0	0	0	1	0	0	0	0	0	1	0
ATMPT ROBBERY	19	0	64	0	16	0	0	0	99	0	3	0	5	0	1	0	0	0	9	0
ATMPT ARMED ROBBERY	12	0	40	0	2	0	0	0	54	0	0	0	3	0	0	0	0	0	3	0
MISC SEXUAL OFFENSE	1	0	41	0	40	0	0	0	82	0	0	0	1	0	2	0	0	0	3	0
RAPE	4	0	120	0	108	0	0	0	232	0	0	0	0	0	0	0	0	0	0	0
SODOMY	9	0	23	0	38	0	0	0	70	0	0	0	0	0	0	0	0	0	0	0
AGGRAV SODOMY	3	0	43	0	82	0	0	0	128	0	0	0	0	0	1	0	0	0	1	0
BESTIALITY	0	0	0	0	1	0	0	0	1	0	0	0	0	0	0	0	0	0	0	0
SEDUCTION	0	0	0	0	2	0	0	0	2	0	0	0	0	0	1	0	0	0	1	0
INCEST	12	0	33	0	120	0	0	0	165	0	0	0	6	0	7	0	0	0	13	0
BIGAMY	0	0	8	0	13	0	0	0	21	0	0	0	0	0	1	0	0	0	1	0
AGGRAV SEXUAL BATTER	1	0	26	0	27	0	0	0	54	0	0	0	1	0	0	0	0	0	1	0
PIMPING A MINOR UNDE	0	0	0	0	1	0	0	0	1	0	0	0	0	0	0	0	0	0	0	0
PANDERING BY COMPULS	0	0	2	0	4	0	0	0	6	0	0	0	0	0	0	0	0	0	0	0
STATUTORY RAPE	282	3	1040	2	100	0	0	0	1422	1	5	0	30	0	5	0	0	0	40	0
CHILD MOLESTATION	141	1	948	2	1466	5	0	0	2555	3	6	0	54	0	29	0	0	0	89	0
ENTICING CHILD-INDEC	24	0	113	0	118	0	0	0	255	0	2	0	17	0	5	0	0	0	24	0
AGGRAV CHILD MOLESTA	9	0	109	0	181	1	0	0	299	0	0	0	4	0	1	0	0	0	5	0
NECROPHILIA	0	0	0	0	0	0	0	0	0	0	0	0	0	0	1	0	0	0	1	0

(continued)

Georgia Department of Corrections

Page 27 Run 10/21/03 9:59 am

Office of Decision Support

Probationer Statistical Profile

Sample: Active & admin probationers, not in facilities
Act probationers 10/21/2003

Requestor: Nancy Phillips, Statistician

Most serious offense by current age & sex (continued)

Most serious offense	M e n					W o m e n					Grand												
	age 00-21	age 22-39	age 40-98	age UNKWN	Men Total	age 00-21	age 22-39	age 40-98	age UNKWN	Women Total	Total	%											
SEXL/ASLT/AGN/PERS/	0	27	15	0	42	0	8	5	0	13	55	0											
SEXUAL ASLT BY THERA	0	1	0	0	1	0	0	0	0	0	1	0											
SOLICIT SODOMY FROM	0	3	6	0	9	0	1	0	0	1	10	0											
SEX OFFENDER FAIL RE	0	0	1	0	1	0	0	0	0	0	1	0											
ATMPT RAPE	1	30	13	0	44	0	0	0	0	0	44	0											
ATMPT SODOMY	1	0	3	0	4	0	0	0	0	0	4	0											
ATMPT AGGRAV SODOMY	0	0	2	0	2	0	0	0	0	0	2	0											
ATMPT CHILD MOLESTAT	0	0	1	0	1	0	0	0	0	0	1	0											
AGG ASLT W ATMPT TO	0	1	0	0	1	0	0	0	0	0	1	0											
MISC OBSCENITY	0	1	4	0	5	0	0	0	0	0	5	0											
DISTRIBUTING OBSCENE	0	1	2	0	3	0	1	1	0	2	5	0											
DISTR MAT DEPICT NUD	0	3	3	0	6	0	0	0	0	0	6	0											
PROV SEX MATER TO MI	0	0	2	0	2	0	0	0	0	0	2	0											
MISC PUBLIC ORDER	0	5	1	0	6	0	0	1	0	1	7	0											
TREASON	0	0	0	0	0	0	1	0	0	1	1	0											
INSURRECTION	0	1	0	0	1	0	0	0	0	0	1	0											
INCITING TO INSURREC	1	0	1	0	2	0	0	0	0	0	2	0											
FALSE SWEARNG WRITTN	6	42	14	0	62	5	27	6	0	38	100	0											
ABUSE OF GOVT OFFICE	1	0	1	0	2	0	0	0	0	0	2	0											
BRIBERY GOVT OFFICER	1	13	11	0	25	0	6	1	0	7	32	0											
VIOL OATH PUBLIC OFF	0	3	3	0	6	0	1	1	0	2	8	0											
INFLUENCE LEGISLATIV	0	0	1	0	1	0	0	0	0	0	1	0											
INFLUENCE GOVT OFFIC	0	2	1	0	3	0	0	0	0	0	3	0											
DEFRAUDING STATE	0	15	25	0	40	0	159	102	1	261	301	0											
FALSE CERTIFICATES	0	5	1	0	6	0	9	0	0	9	15	0											
INFLUENCING WITNESS	5	13	5	0	23	0	6	3	0	9	32	0											
OBSTR OF LAW ENF OFF	176	2	1273	2	448	1	0	0	0	1897	2	41	2	227	1	123	1	0	0	391	1	2288	2
MISC JUDICIAL PROCEE	0	1	5	0	6	1	1	0	0	2	8	0											
PERJURY	2	15	12	0	29	3	20	7	0	30	59	0											
FALSE SWEARING	2	17	6	0	25	5	19	8	0	32	57	0											
SUBORNATION OF PERJU	0	1	1	0	2	0	1	1	0	2	4	0											
IMPERSONATION	4	9	2	0	15	0	3	1	0	4	19	0											
IMPERSONATING OFFICE	3	42	24	0	69	0	5	0	0	5	74	0											
BARRATRY	0	7	0	0	7	0	1	1	0	2	9	0											
EMBRACERY	0	2	0	0	2	0	2	0	0	2	4	0											

(continued)

Probationer Statistical Profile

Sample: Active & admin probationers, not in facilities
Act probationers 10/21/2003

Requestor: Nancy Phillips, Statistician

Most serious offense by current age & sex (continued)

Most serious offense	Men						Women						Grand									
	age	age	age	age	Men	Men	age	age	age	age	Women	Women	Total	%								
	00-21	%	22-39	%	40-98	%	UNKWN	%	Total	%	00-21	%	22-39	%	40-98	%	UNKWN	%	Total	%		
FALSE STATEMENTS GOV	20	0	107	0	48	0	0	0	175	0	9	0	80	0	23	0	0	0	112	0	287	0
UNAUTH REPRESENTN PEAC	0	0	0	0	1	0	0	0	1	0	0	0	0	0	0	0	0	0	0	0	1	0
IMPERSNTNG IN LEGAL	0	0	6	0	0	0	0	0	6	0	0	0	2	0	0	0	0	0	2	0	8	0
ESCAPE	9	0	125	0	64	0	0	0	198	0	2	0	28	0	6	0	0	0	36	0	234	0
AIDING ESCAPE	2	0	5	0	1	0	0	0	8	0	2	0	10	0	2	0	0	0	14	0	22	0
HINDERING APPREH OR	10	0	59	0	26	0	0	0	95	0	10	0	46	0	18	0	0	0	74	0	169	0
COMPOUNDING A CRIME	0	0	2	0	0	0	0	0	2	0	0	0	3	0	0	0	0	0	3	0	5	0
MUTINY IN PENAL INST	0	0	2	0	0	0	0	0	2	0	0	0	0	0	0	0	0	0	0	0	2	0
BAIL JUMPING	0	0	33	0	10	0	0	0	43	0	0	0	6	0	2	0	0	0	8	0	51	0
ATMPT ESCAPE	0	0	0	0	2	0	0	0	2	0	0	0	1	0	0	0	0	0	1	0	3	0
FALSE PUBLIC ALARM	15	0	13	0	2	0	0	0	30	0	2	0	4	0	1	0	0	0	7	0	37	0
CRMNL INTERFERE GOVT	58	1	214	0	82	0	0	0	354	0	5	0	22	0	14	0	0	0	41	0	395	0
MISC GAMBLING/RELATE	0	0	1	0	1	0	0	0	2	0	0	0	0	0	1	0	0	0	1	0	3	0
COMMERICAL GAMBLING	0	0	8	0	18	0	0	0	26	0	1	0	1	0	8	0	0	0	10	0	36	0
COMMUNICATING GAMBL	0	0	1	0	2	0	0	0	3	0	0	0	0	0	0	0	0	0	0	0	3	0
BRIBERY OF CONTESTAN	0	0	3	0	1	0	0	0	4	0	0	0	1	0	0	0	0	0	1	0	5	0
SOLICIT/ACCEPTING BR	0	0	0	0	0	0	0	0	0	0	0	0	1	0	0	0	0	0	1	0	1	0
GAMBLING ACT ON BUSI	0	0	1	0	1	0	0	0	2	0	0	0	1	0	1	0	0	0	2	0	4	0
DOGFIGHTING	4	0	29	0	7	0	0	0	40	0	0	0	2	0	1	0	0	0	3	0	43	0
BINGO UNDR 12-22 OR	0	0	0	0	1	0	0	0	1	0	0	0	0	0	0	0	0	0	0	0	1	0
LOTTERY VIOLATION	0	0	4	0	2	0	0	0	6	0	2	0	9	0	0	0	0	0	11	0	17	0
BUS HIJACKING	0	0	1	0	0	0	0	0	1	0	0	0	0	0	0	0	0	0	0	0	1	0
BOARDING BUS W/CONCL	1	0	1	0	0	0	0	0	2	0	0	0	1	0	0	0	0	0	1	0	3	0
REMOVAL BAGGAGE,CARG	1	0	0	0	0	0	0	0	1	0	0	0	0	0	0	0	0	0	0	0	1	0
CRUELTY TO CHILDREN	20	0	527	1	343	1	0	0	890	1	15	1	437	3	159	2	0	0	611	2	1501	1
SEX EXPLOITATION CHI	2	0	26	0	29	0	0	0	57	0	0	0	5	0	2	0	0	0	7	0	64	0
ABANDONMENT OF CHILD	0	0	33	0	31	0	0	0	64	0	1	0	4	0	5	0	0	0	10	0	74	0
UNLWFL AD ADOPT CHIL	0	0	0	0	0	0	0	0	0	0	0	0	1	0	0	0	0	0	1	0	1	0
CNTRBTNG DELINQENCY	3	0	6	0	2	0	0	0	11	0	1	0	5	0	1	0	0	0	7	0	18	0
MISC WEAPON/EXPLOSIV	21	0	21	0	11	0	0	0	53	0	2	0	1	0	0	0	0	0	3	0	56	0
CARRY CONCEALED WEAP	15	0	59	0	13	0	0	0	87	0	2	0	1	0	1	0	0	0	4	0	91	0
CARRY PISTL WITHOUT	0	0	3	0	0	0	0	0	3	0	0	0	0	0	0	0	0	0	0	0	3	0
ALTER PISTL LICENSE	1	0	0	0	0	0	0	0	1	0	0	0	0	0	0	0	0	0	0	0	1	0
MACHINE GUN ACTIVITI	0	0	0	0	1	0	0	0	1	0	0	0	0	0	0	0	0	0	0	0	1	0
POSS OF FIREARM DUR	45	0	556	1	260	1	0	0	861	1	2	0	46	0	34	0	0	0	82	0	943	1

(continued)

Georgia Department of Corrections

Probationer Statistical Profile

Sample: Active & admin probationers, not in facilities
Act probationers 10/21/2003

Requestor: Nancy Phillips, Statistician

Most serious offense by current age & sex (continued)

Most serious offense	Men					Men Total	Women					Women Total	Grand Total
	age 00-21	age 22-39	age 40-98	age UNKWN	%		age 00-21	age 22-39	age 40-98	age UNKWN	%		
POSS OF CERTAIN WEAP	26	105	57	0	0	188	3	6	3	0	12	200	
POSS FIREARM CONVCT	27	1099	980	0	0	2106	0	72	51	0	123	2229	
CARRY WEAPON AT SCHO	81	58	5	0	0	144	18	3	1	0	22	166	
GUARD LINE WITH WEAP	2	2	0	0	0	4	0	4	2	0	6	10	
POSS WEAPON BY PRISO	1	11	0	0	0	12	0	1	0	0	1	13	
DESTROY/INJUR POLICE	0	1	0	0	0	1	0	0	0	0	0	1	
MISUSE FIREARM HUNTI	0	2	3	0	0	5	0	0	0	0	0	5	
CRUELTY TO ANIMALS	1	0	2	0	0	3	0	0	0	0	0	3	
AGGRAV CRUELTY TO AN	0	0	2	0	0	2	0	0	0	0	0	2	
MISC INVASION OF PRI	0	3	2	0	0	5	0	0	1	0	1	6	
EAVESDROP & SURVEILL	1	10	9	0	0	20	0	0	0	0	0	20	
PEEPING TOM	4	81	44	0	0	129	0	1	0	0	1	130	
P/S/D OF EAVESDROP D	0	2	0	0	0	2	0	0	0	0	0	2	
RACKETEERING	0	15	19	0	0	34	0	9	9	0	18	52	
S/D NARCOTICS, OPIAT	31	317	182	0	0	530	6	56	45	0	107	637	
S/D DEP,STIM,CNTRF D	30	276	128	0	0	434	8	58	39	0	105	539	
S/D OF LSD	5	30	2	0	0	37	0	1	1	0	2	39	
S/D OF MARIJUANA	329	1808	456	0	0	2593	25	251	116	0	392	2985	
S/D OF ALCOHOLIC IN	0	0	1	0	0	1	0	0	0	0	0	1	
POSS NARCOTICS, OPIA	64	525	315	0	0	904	13	132	107	0	252	1156	
POSS DEP,STIM,CNTRF	90	671	373	0	0	1134	25	298	130	0	453	1587	
POSS OF LSD	9	72	4	0	0	85	1	6	4	0	11	96	
POSS OF MARIJUANA	319	1543	457	0	0	2319	31	242	112	0	385	2704	
ILLEGAL POSS/MANF LI	1	6	3	0	0	10	0	1	0	0	1	11	
ILLEGAL ATTM TO OBT	3	76	66	0	0	145	6	123	95	0	224	369	
VIOL GA CNTRL SBST A	1308	9469	4472	0	0	15249	273	2477	1491	0	4241	19490	
VIOL DNGROUS DRGS AC	9	76	28	0	0	113	3	31	15	0	49	162	
UNLWFL MFG/DEL/DIST	8	56	42	0	0	106	0	10	4	0	14	120	
FURNISH LIQUOR TO MI	0	1	0	0	0	1	0	0	0	0	0	1	
POSS DRUG RELATED MA	8	27	17	0	0	52	3	13	4	0	20	72	
S/D CONT SUB PUBLIC	12	77	19	0	0	108	3	14	6	0	23	131	
S/D CONT SUB SCHOOL	12	57	7	0	0	76	1	14	1	0	16	92	
S/D COCAINE	275	2415	889	0	0	3579	24	298	230	0	552	4131	
POSS OF COCAINE	589	4427	2510	0	0	7526	78	927	642	0	1647	9173	
ATMPT VIOL SUBSTANCE	9	181	165	0	0	355	2	98	85	0	185	540	

(continued)

Georgia Department of Corrections

Page 30 Run 10/21/03 9:59 am

Office of Decision Support

Probationer Statistical Profile

Sample: Active & admin probationers, not in facilities
Act probationers 10/21/2003

Requestor: Nancy Phillips, Statistician

Most serious offense by current age & sex (continued)

Most serious offense	M e n					Men Total	W o m e n					Women Total	Grand Total
	age 00-21	age 22-39	age 40-98	age UNKWN	%		age 00-21	age 22-39	age 40-98	age UNKWN	%		
MISC DRUGS TRAFFICKI	2	48	29	0	79	0	16	2	0	18	97		
TRAF COCAINE LESS 20	1	114	89	0	204	1	16	24	0	41	245		
TRAF COCAINE 201-400	3	18	18	0	39	0	4	3	0	7	46		
TRAF COCAINE 401+ GM	0	11	11	0	22	0	1	2	0	3	25		
TRAF NARCOTIC LESS 1	0	3	2	0	5	0	1	0	0	1	6		
TRAF NARCOTIC 15-28	0	2	0	0	2	0	1	1	0	2	4		
TRAF NARCOTIC 29+ GM	0	2	0	0	2	0	0	1	0	1	3		
TRAF MARIJNA 101-200	1	14	17	0	32	1	4	3	0	8	40		
TRAF MARIJNA 2001-10	0	5	0	0	5	0	1	0	0	1	6		
TRAF MARIJNA 10001+	0	3	2	0	5	0	0	1	0	1	6		
TRAF METHAQUALONE< 4	0	5	5	0	10	2	1	2	0	5	15		
TRAF METHAQUALONE>=4	0	2	2	0	4	0	1	0	0	1	5		
TRAF AMPHTMINE 28-19	0	9	5	0	14	0	3	2	0	5	19		
TRAF AMPHTMINE 200-3	0	2	6	0	8	0	0	2	0	2	10		
TRAF AMPHTMINE 400+	0	1	0	0	1	0	1	0	0	1	2		
CNSPIRE TRAFFIC CNTR	0	2	2	0	4	0	2	1	0	3	7		
TRANSACTIONS DRUG OB	0	0	1	0	1	0	1	0	0	1	2		
TRANSACTIONS CNTRFT	1	1	0	0	2	0	1	0	0	1	3		
USE COMM FACLT Y VIO	1	7	11	0	19	2	2	5	0	9	28		
ATT/CONSPRCY COMMT C	4	22	12	0	38	1	15	13	0	29	67		
UNAUTH DIST CONTRLLD	0	5	9	0	14	0	2	1	0	3	17		
ILLGL DIST CONTRLLD	2	10	9	0	21	0	2	1	0	3	24		
VIOL MOTOR VEHICLE L	12	132	123	0	267	0	29	21	0	50	317		
ALTER CAR TITLE	0	1	2	0	3	0	0	0	0	0	3		
DRVNG HABTL VIOLATOR	3	833	1116	4	1952	0	60	85	1	145	2097		
HABIT TRAF VOIL/IMPA	0	137	187	1	324	0	15	23	0	38	362		
HABIT TRAF VIOL/O THE	1	220	240	1	461	0	11	21	0	32	493		
DSTL ALCOHOL BEVERAG	0	0	2	0	2	0	0	0	0	0	2		
POSS CONTRABAND ARTI	1	1	4	0	6	0	1	1	0	2	8		
TRNSPRT CONTRABAND A	1	1	0	0	2	0	2	3	0	5	7		
CONCEAL CONTRABAND	0	2	0	0	2	0	0	0	0	0	2		
CONVYNCE HANDLE CONT	1	0	0	0	1	0	0	0	0	0	1		
MISC MRALS/PBLIC H/S	2	5	7	0	14	0	0	1	0	1	15		
VIOL GAME AND FISH L	0	1	1	0	2	0	0	0	0	0	2		
MISC CORRECTIONL INS	3	8	4	0	15	1	7	5	0	13	28		

(continued)

Georgia Department of Corrections

Page 31 Run 10/21/03 9:59 am

Office of Decision Support

Probationer Statistical Profile

Sample: Active & admin probationers, not in facilities

Requestor: Nancy Phillips, Statistician

Act probationers 10/21/2003

Most serious offense by current age & sex (continued)

Most serious offense	M e n				W o m e n				Grand Total	%	
	age 00-21 %	age 22-39 %	age 40-98 %	age UNKWN %	Men Total %	age 00-21 %	age 22-39 %	age 40-98 %			age UNKWN %
VIOLATN OTHR STATES	31 0	219 0	101 0	0 0	351 0	11 1	88 1	33 0	0 0	132 0	483 0
CONSPIRACY	14 0	51 0	20 0	0 0	85 0	2 0	35 0	12 0	0 0	49 0	134 0
INTERMARRIAGE CLOSE	0 0	0 0	0 0	0 0	0 0	0 0	1 0	0 0	0 0	1 0	1 0
CRMNL ATMP	43 0	214 0	113 0	0 0	370 0	9 0	81 0	45 1	0 0	135 0	505 0
AIRCRAFT HIJACKING	0 0	1 0	0 0	0 0	1 0	0 0	0 0	0 0	0 0	0 0	1 0
UNAUTH DIST RECRD DE	106 1	709 1	406 1	0 0	1221 1	19 1	173 1	86 1	0 0	278 1	1499 1
NONPYMT AGR NVL STOR	166 2	1455 2	908 3	0 0	2529 3	30 1	346 2	205 2	0 0	581 2	3110 2
CRMNL SOLICITATION	641 7	4408 7	2197 7	0 0	7246 7	72 3	846 5	457 5	0 0	1375 5	8621 7
PARTY TO A CRIME	107 1	504 1	232 1	0 0	843 1	19 1	126 1	63 1	0 0	208 1	1051 1
CRMNL TRESPASSING	390 4	1807 3	852 3	0 0	3049 3	76 4	647 4	296 4	0 0	1019 4	4068 3
HIRE JUVENILE SELL D	170 2	923 2	462 2	0 0	1555 2	37 2	271 2	146 2	0 0	454 2	2009 2
GANG PARTICIPATION	232 2	1345 2	650 2	0 0	2227 2	61 3	373 2	167 2	0 0	601 2	2828 2
Total reported	11904	72221	36789	0	120914	2469	20693	10096	0	33258	154172
Percent Reported	117.8	118.1	118.2		118.1	114.5	115.4	116.2		115.6	117.6
NOT REPORTED	343	1651	926	0	2920	87	596	270	0	953	3873
Total	10104	61134	31115	0	102353	2157	17928	8687	0	28772	131125

Georgia Department of Corrections

Page 32 Run 10/21/03 9:59 am

Office of Decision Support

Probationer Statistical Profile

Sample: Active & admin probationers, not in facilities
Act probationers 10/21/2003

Requestor: Nancy Phillips, Statistician

Most serious crime type by current age & sex

Crime type	M e n				W o m e n				Grand Total %		
	age 00-21 %	age 22-39 %	age 40-98 %	age UNKWN %	Men Total %	age 00-21 %	age 22-39 %	age 40-98 %		age UNKWN %	Women Total %
VIOL/PERSN	987 10	9064 15	5411 17	0 0	15462 15	212 10	1955 11	892 10	0 0	3059 11	18521 14
NVIOL/PERS	150 1	706 1	372 1	0 0	1228 1	25 1	81 0	54 1	0 0	160 1	1388 1
PROPERTY	4764 47	20725 34	8534 27	0 0	34023 33	1272 59	9607 54	3900 45	0 0	14779 51	48802 37
DRUG SALES	719 7	5344 9	1959 6	0 0	8022 8	74 3	779 4	506 6	0 0	1359 5	9381 7
DRUG POSSN	2423 24	17149 28	8430 27	0 0	28002 27	438 20	4361 24	2697 31	0 0	7496 26	35498 27
ALCOHOL	5 0	9 0	9 0	0 0	23 0	0 0	1 0	0 0	0 0	1 0	24 0
HABIT/DUI	22 0	1406 2	1750 6	0 0	3178 3	1 0	130 1	165 2	0 0	296 1	3474 3
SEX OFFEND	491 5	2591 4	2367 8	0 0	5449 5	13 1	127 1	59 1	0 0	199 1	5648 4
OTHER	543 5	4140 7	2283 7	0 0	6966 7	122 6	887 5	414 5	0 0	1423 5	8389 6
Total reported	10104	61134	31115	0	102353	2157	17928	8687	0	28772	131125
Percent Reported	100.0	100.0	100.0		100.0	100.0	100.0	100.0		100.0	100.0
NOT REPORTED	0	0	0	0	0	0	0	0	0	0	0
Total	10104	61134	31115	0	102353	2157	17928	8687	0	28772	131125