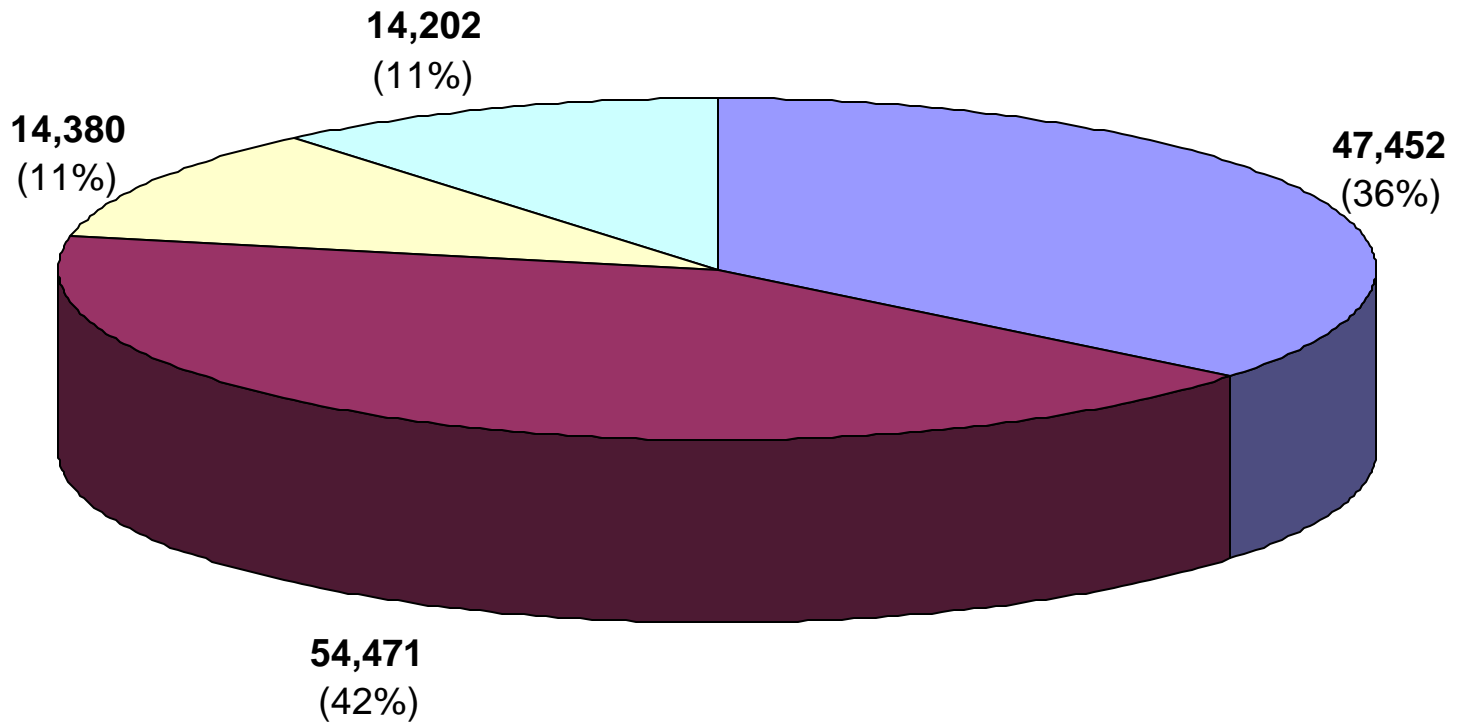
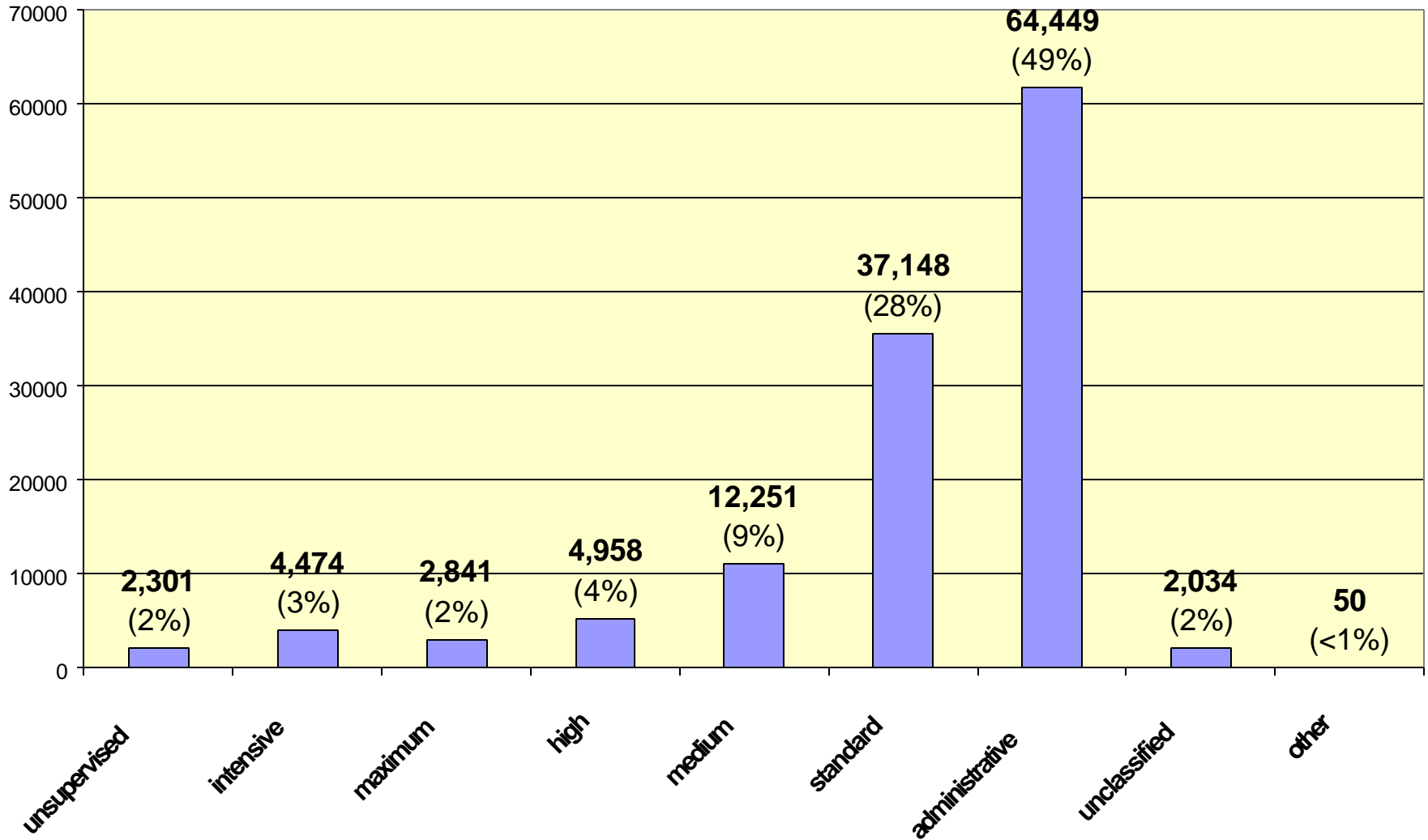


Active Probationers by Race & Gender

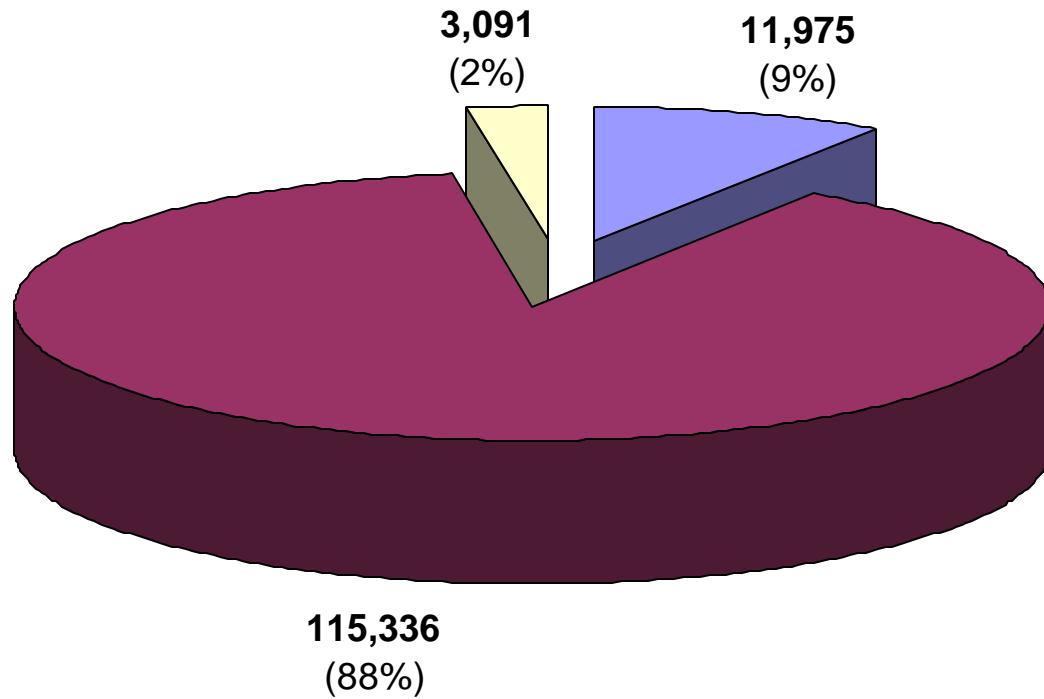


white male non white male white female non white female

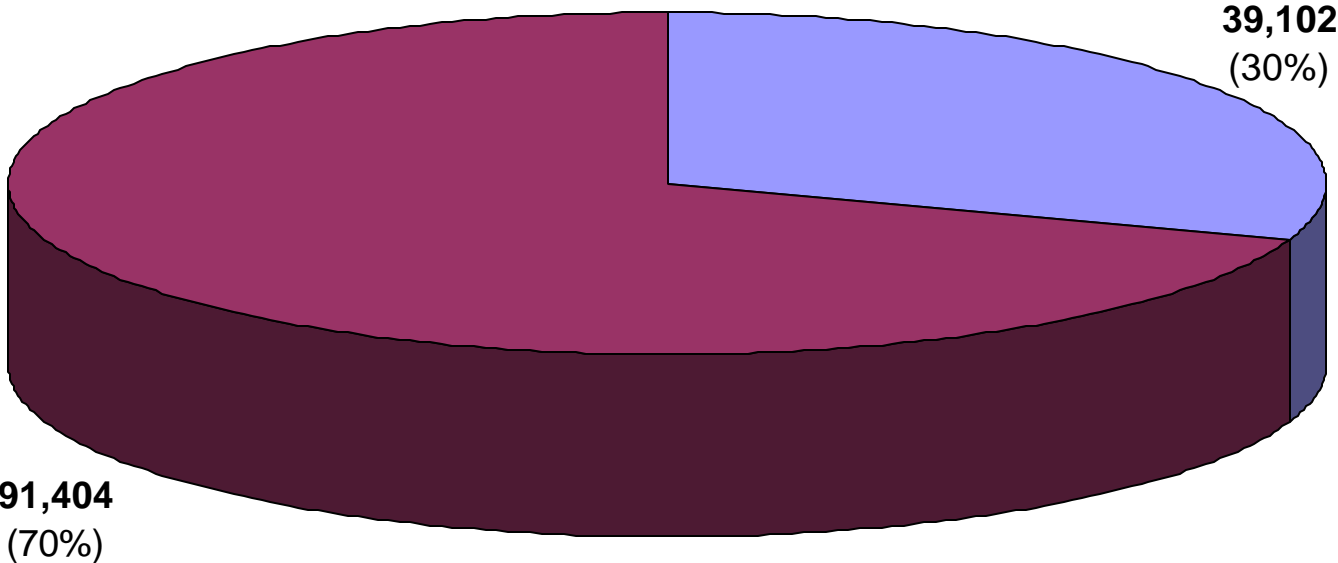
Active Probationers by Supervision Type



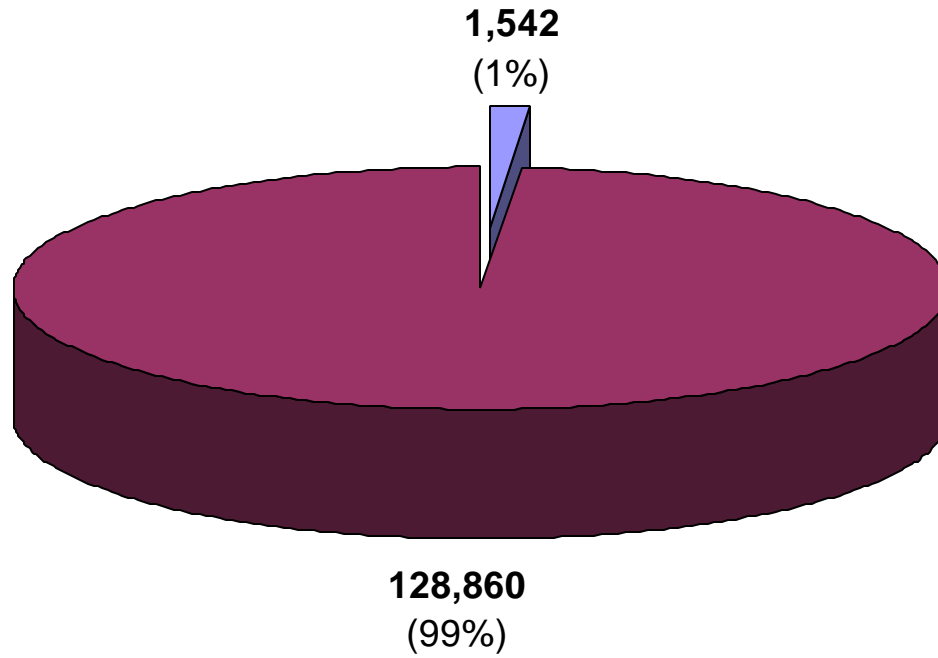
Active Probationers by Case Type



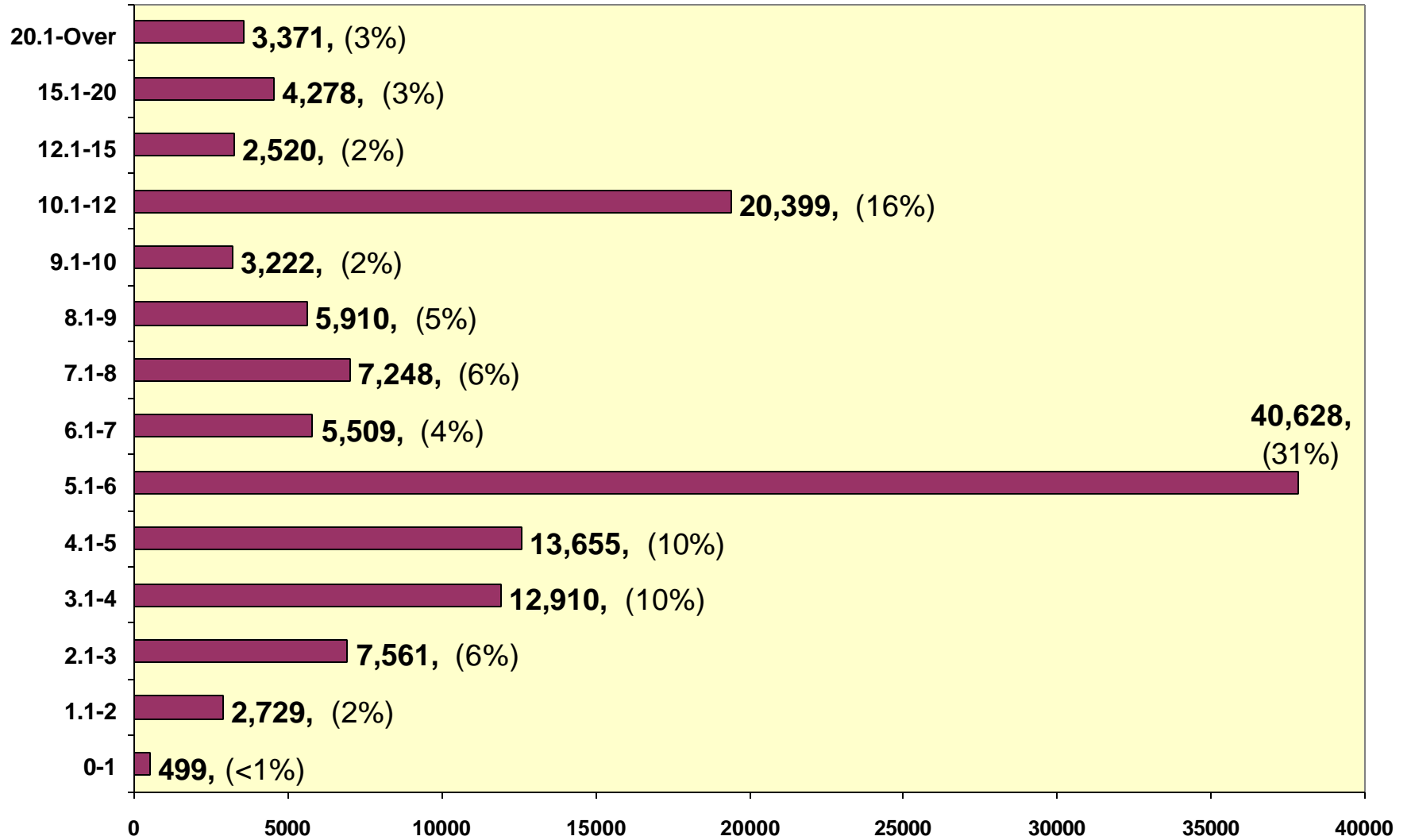
Active Probationers By Offender Status



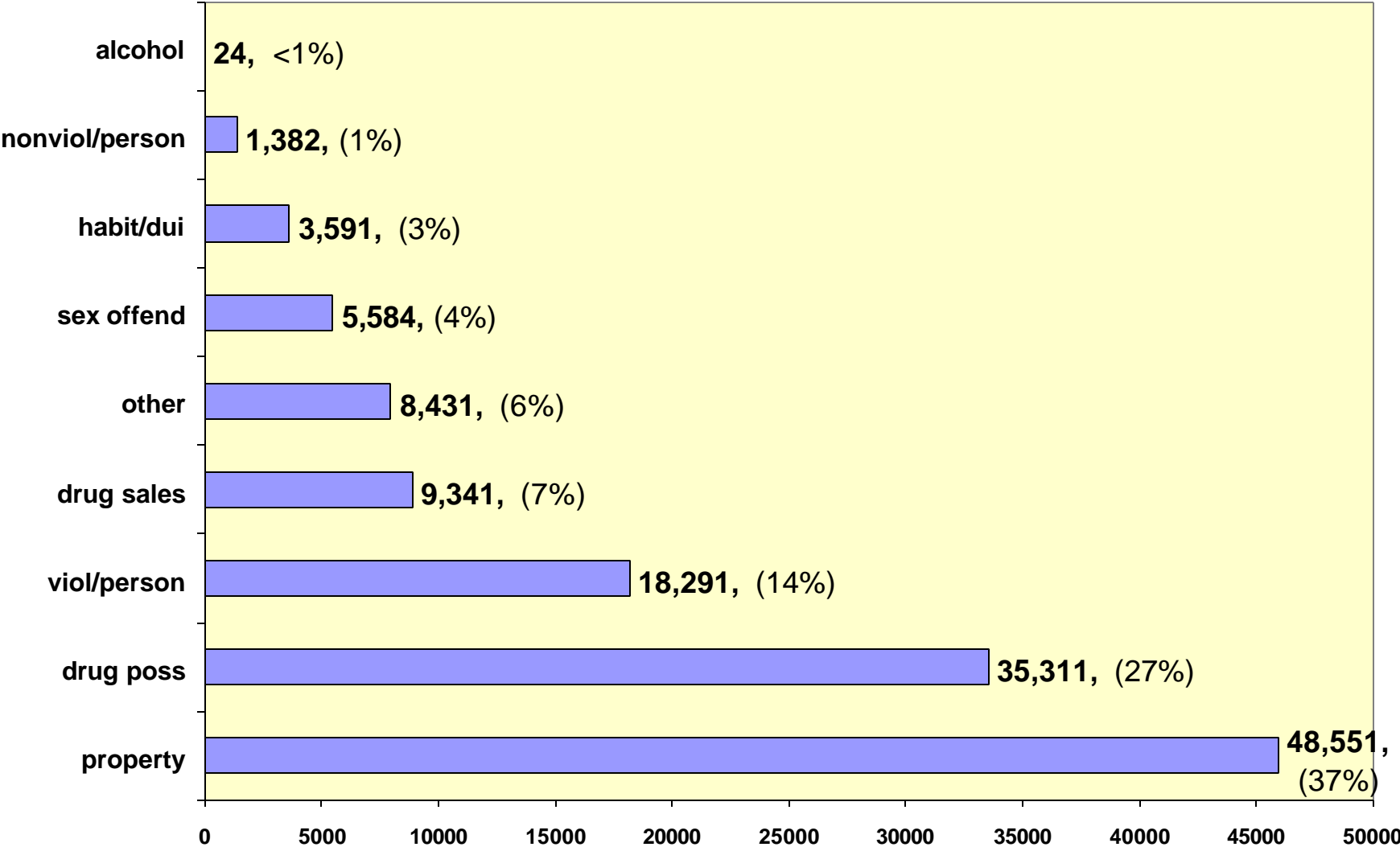
Active Probationers by Sentence Type



Active Probationers by Sentence Length



Active Probationers by Crime Type



Probationer Statistical Profile

Table of contents for Active & admin probationers, not in facilities

Title	Page
-----	-----
Race and sex	2
Current supervision type	3
County of conviction	4
Circuit of conviction	9
Circuit of supervision	11
Sentence length in years	13
Time served in years	14
Time left to serve	15
Case type	16
Release type	17
First offender status	18
Type probationer	19
Most serious crime by group	20
Most serious offense	21
Most serious crime type	32

Georgia Department of Corrections

Page 2 Run 08/25/03 13:46 pm

Office of Decision Support

Probationer Statistical Profile

Sample: Active & admin probationers, not in facilities
Act probationers 08/25/2003

Requestor: Nancy Phillips, Statistician

Race and sex by current age & sex

Race and sex	M e n				W o m e n				Grand Total %		
	age 00-21 %	age 22-39 %	age 40-98 %	age UNKWN %	Men Total %	age 00-21 %	age 22-39 %	age 40-98 %		age UNKWN %	Women Total %
WHITE MALE	4597 45	27296 45	15559 51	0 0	47452 47	0 0	0 0	0 0	0 0	0 0	47452 36
NON WHITE MALE	5668 55	33597 55	15206 49	0 0	54471 53	0 0	0 0	0 0	0 0	0 0	54471 42
WHITE FEMALE	0 0	0 0	0 0	0 0	0 0	1015 46	8631 49	4734 55	0 0	14380 50	14380 11
NON WHITE FEMALE	0 0	0 0	0 0	0 0	0 0	1169 54	9151 51	3882 45	0 0	14202 50	14202 11
Total reported	10265	60893	30765	0	101923	2184	17782	8616	0	28582	130505
Percent Reported	100.0	100.0	100.0		100.0	100.0	100.0	100.0		100.0	100.0
NOT REPORTED	0	0	1	0	1	0	0	0	0	0	1
Total	10265	60893	30766	0	101924	2184	17782	8616	0	28582	130506
AVERAGE W-AGE	19.89	29.62	47.73	.00	34.10	20.01	30.35	46.31	.00	34.37	34.16

*** Average age excludes missing dates of birth

Georgia Department of Corrections

Probationer Statistical Profile

Sample: Active & admin probationers, not in facilities
Act probationers 08/25/2003

Requestor: Nancy Phillips, Statistician

Current supervision type by current age & sex

Curr supv type	M e n						W o m e n						Grand Total %
	age 00-21 %	age 22-39 %	age 40-98 %	age UNKWN %	Men Total %	age 00-21 %	age 22-39 %	age 40-98 %	age UNKWN %	Women Total %			
UNSUPERVISED	55 1	1149 2	637 2	0 0	1841 2	19 1	278 2	163 2	0 0	460 2	2301 2		
WARRANT	0 0	3 0	0 0	0 0	3 0	0 0	0 0	0 0	0 0	0 0	3 0		
BC AFTERCARE	0 0	0 0	0 0	0 0	0 0	0 0	0 0	0 0	0 0	0 0	0 0		
HOME CONFINEMENT	0 0	1 0	0 0	0 0	1 0	0 0	0 0	0 0	0 0	0 0	1 0		
INTENSIVE	764 7	2069 3	766 2	0 0	3599 4	110 5	555 3	210 2	0 0	875 3	4474 3		
MAXIMUM	184 2	1449 2	860 3	0 0	2493 2	15 1	221 1	112 1	0 0	348 1	2841 2		
HIGH	459 4	2455 4	1234 4	0 0	4148 4	67 3	492 3	251 3	0 0	810 3	4958 4		
MEDIUM	1291 13	5862 10	2709 9	0 0	9862 10	227 10	1531 9	631 7	0 0	2389 8	12251 9		
STANDARD	4762 46	15474 25	7287 24	0 0	27523 27	1291 59	6025 34	2309 27	0 0	9625 34	37148 28		
ADMINISTRATIVE	2538 25	31388 52	16776 55	0 0	50702 50	429 20	8480 48	4838 56	0 0	13747 48	64449 49		
FINANCIAL	0 0	3 0	40 0	0 0	43 0	0 0	0 0	3 0	0 0	3 0	46 0		
OBSOLETE CODES	0 0	0 0	0 0	0 0	0 0	0 0	0 0	0 0	0 0	0 0	0 0		
UNCLASSIFIED	212 2	1040 2	457 1	0 0	1709 2	26 1	200 1	99 1	0 0	325 1	2034 2		
Total reported	10265	60893	30766	0	101924	2184	17782	8616	0	28582	130506		
Percent Reported	100.0	100.0	100.0		100.0	100.0	100.0	100.0		100.0	100.0		
NOT REPORTED	0	0	0	0	0	0	0	0	0	0	0		
Total	10265	60893	30766	0	101924	2184	17782	8616	0	28582	130506		

Georgia Department of Corrections

Page 4 Run 08/25/03 13:46 pm

Office of Decision Support

Probationer Statistical Profile

Sample: Active & admin probationers, not in facilities
Act probationers 08/25/2003

Requestor: Nancy Phillips, Statistician

County of conviction by current age & sex

County	M e n					W o m e n					Grand											
	age 00-21	age % 22-39	age % 40-98	age % UNKWN	Men % Total	age 00-21	age % 22-39	age % 40-98	age % UNKWN	Women % Total	Grand Total	%										
Appling	23	0	152	0	53	0	0	0	228	0	3	0	33	0	6	0	0	0	42	0	270	0
Atkinson	16	0	87	0	44	0	0	0	147	0	3	0	20	0	10	0	0	0	33	0	180	0
Bacon	12	0	71	0	27	0	0	0	110	0	1	0	12	0	6	0	0	0	19	0	129	0
Baker	1	0	39	0	20	0	0	0	60	0	0	0	4	0	0	0	0	0	4	0	64	0
Baldwin	114	1	602	1	283	1	0	0	999	1	13	1	141	1	88	1	0	0	242	1	1241	1
Banks	14	0	124	0	85	0	0	0	223	0	6	0	37	0	22	0	0	0	65	0	288	0
Barrow	50	0	299	0	193	1	0	0	542	1	18	1	101	1	50	1	0	0	169	1	711	1
Bartow	113	1	979	2	527	2	0	0	1619	2	34	2	310	2	140	2	0	0	484	2	2103	2
Ben Hill	25	0	199	0	98	0	0	0	322	0	12	1	58	0	24	0	0	0	94	0	416	0
Berrien	28	0	162	0	96	0	0	0	286	0	11	1	39	0	21	0	0	0	71	0	357	0
Bibb	252	2	1697	3	838	3	0	0	2787	3	45	2	544	3	259	3	0	0	848	3	3635	3
Bleckley	36	0	138	0	51	0	0	0	225	0	7	0	38	0	19	0	0	0	64	0	289	0
Brantley	10	0	63	0	44	0	0	0	117	0	0	0	14	0	4	0	0	0	18	0	135	0
Brooks	26	0	133	0	58	0	0	0	217	0	2	0	22	0	14	0	0	0	38	0	255	0
Bryan	27	0	83	0	40	0	0	0	150	0	5	0	15	0	11	0	0	0	31	0	181	0
Bulloch	119	1	537	1	170	1	0	0	826	1	20	1	139	1	41	0	0	0	200	1	1026	1
Burke	29	0	123	0	55	0	0	0	207	0	2	0	29	0	13	0	0	0	44	0	251	0
Butts	25	0	197	0	107	0	0	0	329	0	3	0	56	0	27	0	0	0	86	0	415	0
Calhoun	8	0	86	0	36	0	0	0	130	0	1	0	21	0	9	0	0	0	31	0	161	0
Camden	38	0	204	0	85	0	0	0	327	0	11	1	49	0	28	0	0	0	88	0	415	0
Candler	15	0	61	0	40	0	0	0	116	0	2	0	24	0	15	0	0	0	41	0	157	0
Carroll	102	1	516	1	238	1	0	0	856	1	27	1	160	1	76	1	0	0	263	1	1119	1
Catoosa	49	0	352	1	153	0	0	0	554	1	17	1	115	1	56	1	0	0	188	1	742	1
Charlton	11	0	49	0	26	0	0	0	86	0	3	0	10	0	7	0	0	0	20	0	106	0
Chatham	380	4	1704	3	838	3	0	0	2922	3	89	4	644	4	300	3	0	0	1033	4	3955	3
Chattahoochee	4	0	26	0	13	0	0	0	43	0	1	0	8	0	2	0	0	0	11	0	54	0
Chattooga	32	0	236	0	116	0	0	0	384	0	11	1	71	0	32	0	0	0	114	0	498	0
Cherokee	188	2	929	2	457	1	0	0	1574	2	36	2	270	2	143	2	0	0	449	2	2023	2
Clarke	141	1	675	1	265	1	0	0	1081	1	22	1	163	1	61	1	0	0	246	1	1327	1
Clay	8	0	35	0	24	0	0	0	67	0	0	0	7	0	3	0	0	0	10	0	77	0
Clayton	275	3	832	1	379	1	0	0	1486	1	80	4	395	2	126	1	0	0	601	2	2087	2
Clinch	15	0	87	0	53	0	0	0	155	0	6	0	30	0	9	0	0	0	45	0	200	0
Cobb	709	7	4776	8	2405	8	0	0	7890	8	153	7	1385	8	750	9	0	0	2288	8	10178	8
Coffee	49	0	299	0	151	0	0	0	499	0	2	0	84	0	42	0	0	0	128	0	627	0

(continued)

Georgia Department of Corrections

Page 5 Run 08/25/03 13:46 pm

Office of Decision Support

Probationer Statistical Profile

Sample: Active & admin probationers, not in facilities
Act probationers 08/25/2003

Requestor: Nancy Phillips, Statistician

County of conviction by current age & sex (continued)

County	M e n							W o m e n							Grand Total	%						
	age 00-21	%	age 22-39	%	age 40-98	%	UNKWN	%	Men Total	%	age 00-21	%	age 22-39	%			age 40-98	%	UNKWN	%	Women Total	%
Colquit	86	1	432	1	233	1	0	0	751	1	7	0	100	1	42	0	0	0	149	1	900	1
Columbia	71	1	317	1	123	0	0	0	511	1	12	1	81	0	53	1	0	0	146	1	657	1
Cook	30	0	245	0	141	0	0	0	416	0	1	0	64	0	33	0	0	0	98	0	514	0
Coweta	112	1	444	1	219	1	0	0	775	1	21	1	162	1	76	1	0	0	259	1	1034	1
Crawford	16	0	65	0	29	0	0	0	110	0	3	0	9	0	9	0	0	0	21	0	131	0
Crisp	75	1	281	0	146	0	0	0	502	0	21	1	105	1	36	0	0	0	162	1	664	1
Dade	35	0	170	0	77	0	0	0	282	0	7	0	55	0	20	0	0	0	82	0	364	0
Dawson	17	0	133	0	78	0	0	0	228	0	3	0	55	0	34	0	0	0	92	0	320	0
Decatur	31	0	348	1	201	1	0	0	580	1	13	1	103	1	45	1	0	0	161	1	741	1
DeKalb	523	5	2833	5	1313	4	0	0	4669	5	131	6	847	5	353	4	0	0	1331	5	6000	5
Dodge	25	0	153	0	75	0	0	0	253	0	7	0	53	0	24	0	0	0	84	0	337	0
Dooly	20	0	126	0	57	0	0	0	203	0	2	0	29	0	17	0	0	0	48	0	251	0
Dougherty	297	3	2207	4	1181	4	0	0	3685	4	61	3	626	4	309	4	0	0	996	3	4681	4
Douglas	177	2	1486	2	862	3	0	0	2525	2	53	2	533	3	270	3	0	0	856	3	3381	3
Early	30	0	140	0	69	0	0	0	239	0	5	0	40	0	21	0	0	0	66	0	305	0
Echols	0	0	18	0	13	0	0	0	31	0	1	0	1	0	2	0	0	0	4	0	35	0
Effingham	45	0	210	0	101	0	0	0	356	0	12	1	69	0	40	0	0	0	121	0	477	0
Elbert	17	0	189	0	121	0	0	0	327	0	1	0	57	0	23	0	0	0	81	0	408	0
Emanuel	26	0	147	0	63	0	0	0	236	0	4	0	44	0	16	0	0	0	64	0	300	0
Evans	11	0	56	0	23	0	0	0	90	0	5	0	13	0	4	0	0	0	22	0	112	0
Fannin	22	0	183	0	139	0	0	0	344	0	6	0	70	0	27	0	0	0	103	0	447	0
Fayette	75	1	393	1	170	1	0	0	638	1	15	1	161	1	66	1	0	0	242	1	880	1
Floyd	111	1	906	1	554	2	0	0	1571	2	31	1	370	2	194	2	0	0	595	2	2166	2
Forsyth	72	1	403	1	228	1	0	0	703	1	7	0	141	1	62	1	0	0	210	1	913	1
Franklin	20	0	184	0	103	0	0	0	307	0	2	0	45	0	22	0	0	0	69	0	376	0
Fulton	641	6	4346	7	2123	7	0	0	7110	7	76	3	835	5	457	5	0	0	1368	5	8478	6
Gilmer	37	0	259	0	150	0	0	0	446	0	5	0	80	0	51	1	0	0	136	0	582	0
Glascocock	4	0	7	0	5	0	0	0	16	0	0	0	0	0	0	0	0	0	0	0	16	0
Glynn	114	1	591	1	302	1	0	0	1007	1	26	1	176	1	81	1	0	0	283	1	1290	1
Gordon	73	1	503	1	307	1	0	0	883	1	18	1	185	1	97	1	0	0	300	1	1183	1
Grady	35	0	240	0	128	0	0	0	403	0	5	0	46	0	31	0	0	0	82	0	485	0
Greene	39	0	222	0	86	0	0	0	347	0	5	0	46	0	19	0	0	0	70	0	417	0
Gwinnett	569	6	2972	5	1353	4	0	0	4894	5	132	6	884	5	395	5	0	0	1411	5	6305	5
Habersham	29	0	151	0	97	0	0	0	277	0	7	0	45	0	22	0	0	0	74	0	351	0
Hall	122	1	759	1	470	2	0	0	1351	1	36	2	292	2	145	2	0	0	473	2	1824	1

(continued)

Georgia Department of Corrections

Page 6 Run 08/25/03 13:46 pm

Office of Decision Support

Probationer Statistical Profile

Sample: Active & admin probationers, not in facilities
Act probationers 08/25/2003

Requestor: Nancy Phillips, Statistician

County of conviction by current age & sex (continued)

County	M e n					W o m e n					Grand											
	age 00-21	age % 22-39	age % 40-98	age % UNKWN	Men % Total	age 00-21	age % 22-39	age % 40-98	age % UNKWN	Women % Total	Grand % Total	%										
Hancock	14	0	74	0	33	0	0	0	121	0	2	0	7	0	6	0	0	0	15	0	136	0
Haralson	16	0	178	0	151	0	0	0	345	0	5	0	41	0	29	0	0	0	75	0	420	0
Harris	35	0	121	0	67	0	0	0	223	0	4	0	21	0	15	0	0	0	40	0	263	0
Hart	13	0	149	0	64	0	0	0	226	0	2	0	27	0	21	0	0	0	50	0	276	0
Heard	7	0	47	0	35	0	0	0	89	0	2	0	13	0	8	0	0	0	23	0	112	0
Henry	201	2	895	1	344	1	0	0	1440	1	52	2	261	1	116	1	0	0	429	2	1869	1
Houston	143	1	799	1	410	1	0	0	1352	1	38	2	280	2	101	1	0	0	419	1	1771	1
Irwin	15	0	79	0	57	0	0	0	151	0	3	0	13	0	7	0	0	0	23	0	174	0
Jackson	53	1	344	1	181	1	0	0	578	1	10	0	107	1	55	1	0	0	172	1	750	1
Jasper	18	0	88	0	53	0	0	0	159	0	3	0	16	0	9	0	0	0	28	0	187	0
Jeff Davis	11	0	114	0	61	0	0	0	186	0	4	0	32	0	13	0	0	0	49	0	235	0
Jefferson	35	0	144	0	53	0	0	0	232	0	2	0	23	0	6	0	0	0	31	0	263	0
Jenkins	13	0	87	0	39	0	0	0	139	0	4	0	19	0	6	0	0	0	29	0	168	0
Johnson	10	0	109	0	37	0	0	0	156	0	0	0	16	0	10	0	0	0	26	0	182	0
Jones	46	0	230	0	123	0	0	0	399	0	7	0	45	0	27	0	0	0	79	0	478	0
Lamar	27	0	179	0	73	0	0	0	279	0	9	0	40	0	14	0	0	0	63	0	342	0
Lanier	14	0	114	0	58	0	0	0	186	0	5	0	12	0	9	0	0	0	26	0	212	0
Laurens	65	1	421	1	233	1	0	0	719	1	10	0	91	1	42	0	0	0	143	1	862	1
Lee	34	0	276	0	136	0	0	0	446	0	9	0	44	0	25	0	0	0	78	0	524	0
Liberty	34	0	150	0	49	0	0	0	233	0	3	0	42	0	21	0	0	0	66	0	299	0
Lincoln	11	0	58	0	33	0	0	0	102	0	1	0	7	0	13	0	0	0	21	0	123	0
Long	19	0	47	0	15	0	0	0	81	0	1	0	5	0	3	0	0	0	9	0	90	0
Lowndes	217	2	1106	2	436	1	0	0	1759	2	47	2	297	2	133	2	0	0	477	2	2236	2
Lumpkin	19	0	173	0	98	0	0	0	290	0	5	0	60	0	31	0	0	0	96	0	386	0
Macon	8	0	156	0	127	0	0	0	291	0	4	0	19	0	19	0	0	0	42	0	333	0
Madison	39	0	151	0	93	0	0	0	283	0	3	0	46	0	28	0	0	0	77	0	360	0
Marion	11	0	50	0	24	0	0	0	85	0	1	0	11	0	7	0	0	0	19	0	104	0
McDuffie	25	0	177	0	75	0	0	0	277	0	2	0	38	0	20	0	0	0	60	0	337	0
McIntosh	10	0	62	0	45	0	0	0	117	0	7	0	21	0	10	0	0	0	38	0	155	0
Meriwether	36	0	161	0	93	0	0	0	290	0	3	0	34	0	24	0	0	0	61	0	351	0
Miller	22	0	80	0	35	0	0	0	137	0	2	0	16	0	6	0	0	0	24	0	161	0
Mitchell	46	0	322	1	144	0	0	0	512	1	6	0	71	0	38	0	0	0	115	0	627	0
Monroe	17	0	208	0	85	0	0	0	310	0	4	0	56	0	22	0	0	0	82	0	392	0
Montgomery	13	0	62	0	27	0	0	0	102	0	0	0	11	0	9	0	0	0	20	0	122	0
Morgan	17	0	142	0	94	0	0	0	253	0	4	0	17	0	15	0	0	0	36	0	289	0

(continued)

Probationer Statistical Profile

Sample: Active & admin probationers, not in facilities
Act probationers 08/25/2003

Requestor: Nancy Phillips, Statistician

County of conviction by current age & sex (continued)

County	M e n							W o m e n							Grand							
	age	age	age	age	UNKWN	Total	age	age	age	age	UNKWN	Total	Total	%								
	00-21	%	22-39	%	40-98	%	00-21	%	22-39	%	40-98	%										
Murray	29	0	149	0	69	0	0	0	247	0	5	0	48	0	18	0	0	0	71	0	318	0
Muscogee	262	3	1263	2	727	2	0	0	2252	2	82	4	518	3	244	3	0	0	844	3	3096	2
Newton	73	1	776	1	466	2	0	0	1315	1	21	1	175	1	123	1	0	0	319	1	1634	1
Oconee	18	0	71	0	40	0	0	0	129	0	4	0	23	0	9	0	0	0	36	0	165	0
Oglethorpe	12	0	79	0	44	0	0	0	135	0	1	0	12	0	10	0	0	0	23	0	158	0
Paulding	80	1	397	1	218	1	0	0	695	1	9	0	77	0	51	1	0	0	137	0	832	1
Peach	39	0	193	0	78	0	0	0	310	0	0	0	42	0	15	0	0	0	57	0	367	0
Pickens	27	0	164	0	104	0	0	0	295	0	3	0	65	0	33	0	0	0	101	0	396	0
Pierce	8	0	52	0	23	0	0	0	83	0	0	0	18	0	9	0	0	0	27	0	110	0
Pike	3	0	48	0	27	0	0	0	78	0	0	0	7	0	3	0	0	0	10	0	88	0
Polk	38	0	390	1	231	1	0	0	659	1	5	0	87	0	53	1	0	0	145	1	804	1
Pulaski	17	0	71	0	33	0	0	0	121	0	1	0	23	0	13	0	0	0	37	0	158	0
Putnam	24	0	212	0	126	0	0	0	362	0	5	0	37	0	27	0	0	0	69	0	431	0
Quitman	9	0	24	0	15	0	0	0	48	0	2	0	7	0	7	0	0	0	16	0	64	0
Rabun	24	0	83	0	62	0	0	0	169	0	6	0	18	0	22	0	0	0	46	0	215	0
Randolph	20	0	107	0	45	0	0	0	172	0	2	0	33	0	21	0	0	0	56	0	228	0
Richmond	282	3	1355	2	673	2	0	0	2310	2	70	3	527	3	228	3	0	0	825	3	3135	2
Rockdale	76	1	338	1	164	1	0	0	578	1	23	1	126	1	54	1	0	0	203	1	781	1
Schley	4	0	61	0	38	0	0	0	103	0	1	0	16	0	4	0	0	0	21	0	124	0
Screven	29	0	121	0	72	0	0	0	222	0	4	0	32	0	26	0	0	0	62	0	284	0
Seminole	17	0	126	0	66	0	0	0	209	0	2	0	34	0	10	0	0	0	46	0	255	0
Spalding	77	1	466	1	238	1	0	0	781	1	31	1	181	1	90	1	0	0	302	1	1083	1
Stephens	33	0	137	0	77	0	0	0	247	0	9	0	53	0	26	0	0	0	88	0	335	0
Stewart	6	0	87	0	47	0	0	0	140	0	1	0	12	0	15	0	0	0	28	0	168	0
Sumter	65	1	567	1	399	1	0	0	1031	1	13	1	176	1	88	1	0	0	277	1	1308	1
Talbot	7	0	49	0	27	0	0	0	83	0	0	0	4	0	6	0	0	0	10	0	93	0
Taliaferro	6	0	13	0	5	0	0	0	24	0	0	0	2	0	2	0	0	0	4	0	28	0
Tattnall	21	0	77	0	52	0	0	0	150	0	2	0	12	0	9	0	0	0	23	0	173	0
Taylor	9	0	85	0	37	0	0	0	131	0	1	0	10	0	6	0	0	0	17	0	148	0
Telfair	17	0	131	0	53	0	0	0	201	0	3	0	50	0	20	0	0	0	73	0	274	0
Terrell	20	0	162	0	48	0	0	0	230	0	11	1	36	0	18	0	0	0	65	0	295	0
Thomas	128	1	708	1	323	1	0	0	1159	1	12	1	180	1	74	1	0	0	266	1	1425	1
Tift	30	0	382	1	200	1	0	0	612	1	4	0	97	1	43	0	0	0	144	1	756	1
Toombs	30	0	164	0	88	0	0	0	282	0	8	0	64	0	28	0	0	0	100	0	382	0
Towns	5	0	51	0	25	0	0	0	81	0	1	0	15	0	6	0	0	0	22	0	103	0

(continued)

Probationer Statistical Profile

Sample: Active & admin probationers, not in facilities
Act probationers 08/25/2003

Requestor: Nancy Phillips, Statistician

County of conviction by current age & sex (continued)

County	M e n						W o m e n						Grand Total %
	age 00-21 %	age 22-39 %	age 40-98 %	age UNKWN %	Men Total %	age 00-21 %	age 22-39 %	age 40-98 %	age UNKWN %	Women Total %			
Treutlen	12 0	73 0	52 0	0 0	137 0	2 0	14 0	15 0	0 0	31 0	168 0		
Troup	105 1	472 1	227 1	0 0	804 1	20 1	179 1	76 1	0 0	275 1	1079 1		
Turner	16 0	95 0	45 0	0 0	156 0	2 0	18 0	12 0	0 0	32 0	188 0		
Twiggs	6 0	69 0	40 0	0 0	115 0	4 0	18 0	9 0	0 0	31 0	146 0		
Union	16 0	67 0	50 0	0 0	133 0	7 0	22 0	21 0	0 0	50 0	183 0		
Upson	46 0	157 0	67 0	0 0	270 0	10 0	47 0	20 0	0 0	77 0	347 0		
Walker	69 1	407 1	204 1	0 0	680 1	13 1	121 1	61 1	0 0	195 1	875 1		
Walton	87 1	700 1	415 1	0 0	1202 1	15 1	155 1	77 1	0 0	247 1	1449 1		
Ware	32 0	231 0	131 0	0 0	394 0	7 0	76 0	32 0	0 0	115 0	509 0		
Warren	6 0	46 0	31 0	0 0	83 0	0 0	2 0	1 0	0 0	3 0	86 0		
Washington	30 0	124 0	57 0	0 0	211 0	2 0	32 0	19 0	0 0	53 0	264 0		
Wayne	48 0	266 0	132 0	0 0	446 0	15 1	72 0	36 0	0 0	123 0	569 0		
Webster	8 0	35 0	29 0	0 0	72 0	2 0	5 0	1 0	0 0	8 0	80 0		
Wheeler	6 0	39 0	25 0	0 0	70 0	1 0	7 0	7 0	0 0	15 0	85 0		
White	17 0	120 0	92 0	0 0	229 0	1 0	42 0	20 0	0 0	63 0	292 0		
Whitfield	105 1	679 1	308 1	0 0	1092 1	35 2	264 1	120 1	0 0	419 1	1511 1		
Wilcox	10 0	52 0	19 0	0 0	81 0	0 0	9 0	4 0	0 0	13 0	94 0		
Wilkes	15 0	81 0	47 0	0 0	143 0	1 0	17 0	11 0	0 0	29 0	172 0		
Wilkinson	6 0	82 0	44 0	0 0	132 0	3 0	21 0	13 0	0 0	37 0	169 0		
Worth	29 0	190 0	92 0	0 0	311 0	2 0	23 0	24 0	0 0	49 0	360 0		
Out of state	186 2	1521 2	628 2	0 0	2335 2	49 2	492 3	196 2	0 0	737 3	3072 2		
Total reported	10265	60889	30764	0	101918	2184	17782	8614	0	28580	130498		
Percent Reported	100.0	100.0	100.0		100.0	100.0	100.0	100.0		100.0	100.0		
Not reported	0	4	2	0	6	0	0	2	0	2	8		
Total	10265	60893	30766	0	101924	2184	17782	8616	0	28582	130506		

Georgia Department of Corrections

Page 9 Run 08/25/03 13:46 pm

Office of Decision Support

Probationer Statistical Profile

Sample: Active & admin probationers, not in facilities
Act probationers 08/25/2003

Requestor: Nancy Phillips, Statistician

Circuit of conviction by current age & sex

Circuit of conv	M e n								W o m e n								Grand					
	age	age	age	age	Men	age	age	age	age	Women	age	age	Women	Grand	Grand							
	00-21	%	22-39	%	40-98	%	UNKWN	%	Total	%	00-21	%	22-39	%	40-98	%	UNKWN	%	Total	%		
Alapaha	104	1	700	1	396	1	0	0	1200	1	26	1	165	1	82	1	0	0	273	1	1473	1
Alcovy	160	2	1476	2	881	3	0	0	2517	3	36	2	330	2	200	2	0	0	566	2	3083	2
Atlanta	641	6	4359	7	2137	7	0	0	7137	7	77	4	838	5	459	5	0	0	1374	5	8511	7
Atlantic	124	1	488	1	227	1	0	0	839	1	24	1	118	1	64	1	0	0	206	1	1045	1
Augusta	385	4	1801	3	855	3	0	0	3041	3	84	4	637	4	296	4	0	0	1017	4	4058	3
Blue Ridge	188	2	929	2	456	2	0	0	1573	2	36	2	270	2	143	2	0	0	449	2	2022	2
Brunswick	236	2	1329	2	633	2	0	0	2198	2	59	3	362	2	164	2	0	0	585	2	2783	2
Chattahoochee	334	3	1619	3	903	3	0	0	2856	3	89	4	577	3	282	3	0	0	948	3	3804	3
Cherokee	186	2	1482	2	834	3	0	0	2502	3	52	2	495	3	237	3	0	0	784	3	3286	3
Clayton	275	3	830	1	377	1	0	0	1482	1	80	4	394	2	126	1	0	0	600	2	2082	2
Cobb	709	7	4772	8	2400	8	0	0	7881	8	153	7	1383	8	749	9	0	0	2285	8	10166	8
Conasauga	134	1	828	1	377	1	0	0	1339	1	40	2	312	2	138	2	0	0	490	2	1829	1
Cordele	130	1	658	1	320	1	0	0	1108	1	35	2	201	1	81	1	0	0	317	1	1425	1
Coweta	362	4	1640	3	812	3	0	0	2814	3	73	3	548	3	260	3	0	0	881	3	3695	3
Dougherty	297	3	2207	4	1181	4	0	0	3685	4	61	3	626	4	309	4	0	0	996	4	4681	4
Dublin	93	1	672	1	362	1	0	0	1127	1	16	1	139	1	76	1	0	0	231	1	1358	1
Eastern	380	4	1704	3	837	3	0	0	2921	3	89	4	643	4	300	4	0	0	1032	4	3953	3
Flint	201	2	895	2	344	1	0	0	1440	1	52	2	261	2	116	1	0	0	429	2	1869	1
Griffin	201	2	1064	2	502	2	0	0	1767	2	56	3	396	2	179	2	0	0	631	2	2398	2
Gwinnett	569	6	2971	5	1353	4	0	0	4893	5	132	6	884	5	395	5	0	0	1411	5	6304	5
Houston	143	1	799	1	410	1	0	0	1352	1	38	2	280	2	101	1	0	0	419	2	1771	1
Lookout Mountain	185	2	1165	2	550	2	0	0	1900	2	48	2	362	2	169	2	0	0	579	2	2479	2
Macon	307	3	1955	3	945	3	0	0	3207	3	48	2	595	3	283	3	0	0	926	3	4133	3
Middle	136	1	640	1	301	1	0	0	1077	1	18	1	187	1	84	1	0	0	289	1	1366	1
Mountain	86	1	371	1	236	1	0	0	693	1	22	1	116	1	70	1	0	0	208	1	901	1
Northeastern	139	1	892	2	548	2	0	0	1579	2	39	2	347	2	179	2	0	0	565	2	2144	2
Northern	101	1	752	1	425	1	0	0	1278	1	9	0	187	1	104	1	0	0	300	1	1578	1
Ocmulgee	278	3	1652	3	842	3	0	0	2772	3	42	2	330	2	204	2	0	0	576	2	3348	3
Oconee	114	1	594	1	264	1	0	0	972	1	19	1	182	1	92	1	0	0	293	1	1265	1
Ogeechee	206	2	955	2	382	1	0	0	1543	2	40	2	259	1	113	1	0	0	412	1	1955	2
Pataula	126	1	674	1	302	1	0	0	1102	1	24	1	173	1	86	1	0	0	283	1	1385	1
Piedmont	117	1	767	1	459	2	0	0	1343	1	34	2	245	1	127	2	0	0	406	1	1749	1
Rome	111	1	906	2	554	2	0	0	1571	2	31	1	370	2	194	2	0	0	595	2	2166	2
South Georgia	121	1	1035	2	529	2	0	0	1685	2	25	1	245	1	123	1	0	0	393	1	2078	2

(continued)

Georgia Department of Corrections

Probationer Statistical Profile

Sample: Active & admin probationers, not in facilities
Act probationers 08/25/2003

Requestor: Nancy Phillips, Statistician

Circuit of conviction by current age & sex (continued)

Circuit of conv	M e n								W o m e n								Grand Total	%				
	age 00-21	%	age 22-39	%	age 40-98	%	UNKWN	%	Men Total	%	age 00-21	%	age 22-39	%	age 40-98	%			UNKWN	%	Women Total	%
Southern	457	5	2397	4	1063	4	0	0	3917	4	69	3	600	3	265	3	0	0	934	3	4851	4
Southwestern	125	1	1182	2	776	3	0	0	2083	2	30	1	272	2	152	2	0	0	454	2	2537	2
Stone Mountain	523	5	2833	5	1313	4	0	0	4669	5	131	6	847	5	353	4	0	0	1331	5	6000	5
Tallapoosa	54	1	568	1	382	1	0	0	1004	1	10	0	128	1	82	1	0	0	220	1	1224	1
Tifton	90	1	746	1	394	1	0	0	1230	1	11	1	151	1	86	1	0	0	248	1	1478	1
Toombs	67	1	382	1	196	1	0	0	645	1	4	0	66	0	47	1	0	0	117	0	762	1
Waycross	122	1	765	1	402	1	0	0	1289	1	13	1	214	1	100	1	0	0	327	1	1616	1
Western	159	2	746	1	305	1	0	0	1210	1	26	1	186	1	70	1	0	0	282	1	1492	1
Rockdale	76	1	338	1	164	1	0	0	578	1	23	1	126	1	54	1	0	0	203	1	781	1
Douglas	177	2	1486	3	862	3	0	0	2525	3	53	2	533	3	270	3	0	0	856	3	3381	3
Appalachian	86	1	606	1	393	1	0	0	1085	1	14	1	215	1	111	1	0	0	340	1	1425	1
Enotah	57	1	411	1	265	1	0	0	733	1	14	1	139	1	78	1	0	0	231	1	964	1
Bell-Forsyth	72	1	403	1	228	1	0	0	703	1	7	0	141	1	62	1	0	0	210	1	913	1
Towaliga	69	1	584	1	265	1	0	0	918	1	16	1	152	1	63	1	0	0	231	1	1149	1
Paulding	80	1	397	1	218	1	0	0	695	1	9	0	77	0	51	1	0	0	137	0	832	1
OUT OF STATE	186	2	1521	3	629	2	0	0	2336	2	49	2	492	3	196	2	0	0	737	3	3073	2
Total reported	10279		60946		30789		0		102014		2186		17796		8625		0		28607		130621	
Percent Reported	100.1		100.1		100.1				100.1		100.1		100.1		100.1				100.1		100.1	
NOT REPORTED	92		712		377		0		1181		26		175		87		0		288		1469	
Total	10265		60893		30766		0		101924		2184		17782		8616		0		28582		130506	

Georgia Department of Corrections

Page 11 Run 08/25/03 13:46 pm

Office of Decision Support

Probationer Statistical Profile

Sample: Active & admin probationers, not in facilities
Act probationers 08/25/2003

Requestor: Nancy Phillips, Statistician

Circuit of supervision by current age & sex

Circuit of supv	M e n								W o m e n								Grand					
	age 00-21	%	age 22-39	%	age 40-98	%	age UNKWN	%	Men Total	%	age 00-21	%	age 22-39	%	age 40-98	%	age UNKWN	%	Women Total	%	Total	%
Alapaha	92	1	712	1	377	1	0	0	1181	1	26	1	175	1	87	1	0	0	288	1	1469	1
Alcovy	149	1	1435	2	831	3	0	0	2415	2	39	2	326	2	198	2	0	0	563	2	2978	2
Atlanta	787	8	5411	9	2555	8	0	0	8753	9	119	5	1201	7	616	7	0	0	1936	7	10689	8
Atlantic	133	1	507	1	232	1	0	0	872	1	29	1	140	1	63	1	0	0	232	1	1104	1
Augusta	390	4	1925	3	898	3	0	0	3213	3	84	4	640	4	299	3	0	0	1023	4	4236	3
Blue Ridge	168	2	892	1	455	1	0	0	1515	1	39	2	267	2	147	2	0	0	453	2	1968	2
Brunswick	247	2	1389	2	663	2	0	0	2299	2	62	3	404	2	178	2	0	0	644	2	2943	2
Chattahoochee	324	3	1641	3	919	3	0	0	2884	3	92	4	583	3	291	3	0	0	966	3	3850	3
Cherokee	194	2	1540	3	837	3	0	0	2571	3	55	3	494	3	238	3	0	0	787	3	3358	3
Clayton	268	3	951	2	426	1	0	0	1645	2	81	4	435	2	143	2	0	0	659	2	2304	2
Cobb	698	7	4432	7	2171	7	0	0	7301	7	123	6	1230	7	642	7	0	0	1995	7	9296	7
Conasauga	148	1	929	2	433	1	0	0	1510	1	42	2	335	2	143	2	0	0	520	2	2030	2
Cordele	127	1	603	1	315	1	0	0	1045	1	30	1	184	1	72	1	0	0	286	1	1331	1
Coweta	369	4	1718	3	874	3	0	0	2961	3	81	4	606	3	272	3	0	0	959	3	3920	3
Dougherty	297	3	2235	4	1190	4	0	0	3722	4	69	3	615	3	306	4	0	0	990	3	4712	4
Dublin	95	1	671	1	358	1	0	0	1124	1	14	1	149	1	81	1	0	0	244	1	1368	1
Eastern	388	4	1775	3	850	3	0	0	3013	3	89	4	633	4	302	4	0	0	1024	4	4037	3
Flint	178	2	851	1	375	1	0	0	1404	1	45	2	253	1	111	1	0	0	409	1	1813	1
Griffin	193	2	1039	2	498	2	0	0	1730	2	51	2	384	2	173	2	0	0	608	2	2338	2
Gwinnett	580	6	2895	5	1258	4	0	0	4733	5	137	6	882	5	371	4	0	0	1390	5	6123	5
Houston	141	1	717	1	370	1	0	0	1228	1	35	2	247	1	92	1	0	0	374	1	1602	1
Lookout Mountain	181	2	1187	2	582	2	0	0	1950	2	42	2	379	2	186	2	0	0	607	2	2557	2
Macon	320	3	2165	4	1021	3	0	0	3506	3	55	3	640	4	315	4	0	0	1010	4	4516	3
Middle	134	1	635	1	327	1	0	0	1096	1	17	1	187	1	92	1	0	0	296	1	1392	1
Mountain	94	1	399	1	258	1	0	0	751	1	19	1	125	1	81	1	0	0	225	1	976	1
Northeastern	147	1	969	2	563	2	0	0	1679	2	41	2	366	2	193	2	0	0	600	2	2279	2
Northern	102	1	792	1	436	1	0	0	1330	1	10	0	209	1	115	1	0	0	334	1	1664	1
Ocmulgee	255	2	1511	2	796	3	0	0	2562	3	42	2	329	2	190	2	0	0	561	2	3123	2
Oconee	108	1	567	1	260	1	0	0	935	1	21	1	179	1	92	1	0	0	292	1	1227	1
Ogeechee	171	2	863	1	390	1	0	0	1424	1	36	2	241	1	106	1	0	0	383	1	1807	1
Pataula	124	1	684	1	299	1	0	0	1107	1	21	1	185	1	90	1	0	0	296	1	1403	1
Piedmont	126	1	757	1	465	2	0	0	1348	1	28	1	242	1	125	1	0	0	395	1	1743	1
Rome	111	1	902	1	542	2	0	0	1555	2	36	2	365	2	193	2	0	0	594	2	2149	2
South Georgia	124	1	1029	2	553	2	0	0	1706	2	26	1	255	1	122	1	0	0	403	1	2109	2

(continued)

Probationer Statistical Profile

Sample: Active & admin probationers, not in facilities
Act probationers 08/25/2003

Requestor: Nancy Phillips, Statistician

Circuit of supervision by current age & sex (continued)

Circuit of supv	M e n								W o m e n								Grand					
	age	age	age	age	Men	Men	age	age	age	age	age	age	Women	Women	Total	%						
	00-21	%	22-39	%	40-98	%	UNKWN	%	Total	%	00-21	%	22-39	%	40-98	%	UNKWN	%	Total	%		
Southern	456	4	2412	4	1100	4	0	0	3968	4	73	3	597	3	264	3	0	0	934	3	4902	4
Southwestern	119	1	1123	2	731	2	0	0	1973	2	26	1	271	2	153	2	0	0	450	2	2423	2
Stone Mountain	570	6	3213	5	1429	5	0	0	5212	5	146	7	935	5	395	5	0	0	1476	5	6688	5
Tallapoosa	60	1	599	1	392	1	0	0	1051	1	9	0	154	1	95	1	0	0	258	1	1309	1
Tifton	101	1	785	1	403	1	0	0	1289	1	9	0	163	1	100	1	0	0	272	1	1561	1
Toombs	65	1	373	1	194	1	0	0	632	1	3	0	72	0	43	0	0	0	118	0	750	1
Waycross	134	1	772	1	423	1	0	0	1329	1	16	1	215	1	102	1	0	0	333	1	1662	1
Western	154	2	765	1	329	1	0	0	1248	1	31	1	162	1	68	1	0	0	261	1	1509	1
Rockdale	77	1	384	1	181	1	0	0	642	1	28	1	134	1	54	1	0	0	216	1	858	1
Douglas	150	1	1254	2	727	2	0	0	2131	2	34	2	422	2	221	3	0	0	677	2	2808	2
Appalachian	87	1	621	1	406	1	0	0	1114	1	18	1	215	1	113	1	0	0	346	1	1460	1
Enotah	60	1	407	1	276	1	0	0	743	1	10	0	140	1	78	1	0	0	228	1	971	1
Bell-Forsyth	60	1	355	1	219	1	0	0	634	1	8	0	130	1	58	1	0	0	196	1	830	1
Towaliga	64	1	519	1	272	1	0	0	855	1	15	1	155	1	73	1	0	0	243	1	1098	1
Paulding	93	1	468	1	262	1	0	0	823	1	14	1	112	1	65	1	0	0	191	1	1014	1
Total reported	10213		60778		30721		0		101712		2176		17762		8607		0		28545		130257	

Georgia Department of Corrections

Page 13 Run 08/25/03 13:46 pm

Office of Decision Support

Probationer Statistical Profile

Sample: Active & admin probationers, not in facilities
Act probationers 08/25/2003

Requestor: Nancy Phillips, Statistician

Sentence length in years by current age & sex

Sentence (in years)	M e n						W o m e n						Grand									
	age 00-21	age % 22-39	age % 40-98	age % UNKWN	Men % Total	%	age 00-21	age % 22-39	age % 40-98	age % UNKWN	Women % Total	%	Total	%								
0-1	31	0	231	0	126	0	0	0	388	0	11	1	72	0	28	0	0	0	111	0	499	0
1.1-2	231	2	1312	2	605	2	0	0	2148	2	64	3	341	2	176	2	0	0	581	2	2729	2
2.1-3	925	9	3245	5	1433	5	0	0	5603	6	297	14	1200	7	461	5	0	0	1958	7	7561	6
3.1-4	1427	14	5430	9	2506	8	0	0	9363	9	454	21	2277	13	816	9	0	0	3547	12	12910	10
4.1-5	1241	12	6556	11	2958	10	0	0	10755	11	228	10	1850	10	822	10	0	0	2900	10	13655	10
5.1-6	3758	37	18900	31	8728	28	0	0	31386	31	769	35	5897	33	2576	30	0	0	9242	32	40628	31
6.1-7	353	3	2684	4	1300	4	0	0	4337	4	64	3	744	4	364	4	0	0	1172	4	5509	4
7.1-8	461	4	3697	6	1701	6	0	0	5859	6	54	2	896	5	439	5	0	0	1389	5	7248	6
8.1-9	315	3	2876	5	1488	5	0	0	4679	5	42	2	750	4	439	5	0	0	1231	4	5910	5
9.1-10	169	2	1532	3	905	3	0	0	2606	3	25	1	383	2	208	2	0	0	616	2	3222	2
10.1-12	1097	11	9751	16	5197	17	0	0	16045	16	152	7	2626	15	1576	18	0	0	4354	15	20399	16
12.1-15	67	1	1175	2	901	3	0	0	2143	2	9	0	195	1	173	2	0	0	377	1	2520	2
15.1-20	133	1	2007	3	1496	5	0	0	3636	4	11	1	333	2	298	3	0	0	642	2	4278	3
20.1-OVER	57	1	1487	2	1368	4	0	0	2912	3	4	0	218	1	237	3	0	0	459	2	3371	3
INDEFINITE	0	0	0	0	0	0	0	0	0	0	0	0	0	0	0	0	0	0	0	0	0	0
Total reported	10265		60883		30712		0		101860		2184		17782		8613		0		28579		130439	
Percent Reported	100.0		100.0		99.8				99.9		100.0		100.0		100.0				100.0		99.9	
NOT REPORTED	0		10		54		0		64		0		0		3		0		3		67	
Total	10265		60893		30766		0		101924		2184		17782		8616		0		28582		130506	
AVERAGE EXCLUDING INDEFINITE	5.40		6.71		7.45		.00		6.80		4.64		6.03		6.91		.00		6.19		6.66	

Georgia Department of Corrections

Page 14 Run 08/25/03 13:46 pm

Office of Decision Support

Probationer Statistical Profile

Sample: Active & admin probationers, not in facilities
Act probationers 08/25/2003

Requestor: Nancy Phillips, Statistician

Time served in years by current age & sex

Time served (in yrs)	M e n				W o m e n				Grand Total %		
	age 00-21 %	age 22-39 %	age 40-98 %	age UNKWN %	Men Total %	age 00-21 %	age 22-39 %	age 40-98 %		age UNKWN %	Women Total %
0-1	5268 51	17730 29	7871 26	0 0	30869 30	1119 51	5582 31	2165 25	0 0	8866 31	39735 30
1.1-2	3074 30	14272 23	6371 21	0 0	23717 23	701 32	4375 25	1881 22	0 0	6957 24	30674 24
2.1-3	1365 13	10122 17	4750 15	0 0	16237 16	284 13	3092 17	1425 17	0 0	4801 17	21038 16
3.1-4	461 4	7244 12	3816 12	0 0	11521 11	71 3	1995 11	1047 12	0 0	3113 11	14634 11
4.1-5	76 1	5227 9	2820 9	0 0	8123 8	9 0	1341 8	800 9	0 0	2150 8	10273 8
5.1-6	11 0	2109 3	1161 4	0 0	3281 3	0 0	518 3	368 4	0 0	886 3	4167 3
6.1-7	3 0	1399 2	817 3	0 0	2219 2	0 0	311 2	237 3	0 0	548 2	2767 2
7.1-8	2 0	916 2	648 2	0 0	1566 2	0 0	210 1	182 2	0 0	392 1	1958 2
8.1-9	0 0	631 1	499 2	0 0	1130 1	0 0	132 1	118 1	0 0	250 1	1380 1
9.1-10	2 0	454 1	401 1	0 0	857 1	0 0	99 1	127 1	0 0	226 1	1083 1
10.1-12	0 0	376 1	518 2	0 0	894 1	0 0	58 0	92 1	0 0	150 1	1044 1
12.1-15	1 0	258 0	569 2	0 0	828 1	0 0	45 0	91 1	0 0	136 0	964 1
15.1-20	0 0	96 0	359 1	0 0	455 0	0 0	14 0	51 1	0 0	65 0	520 0
20.1-OVER	1 0	57 0	164 1	0 0	222 0	0 0	9 0	32 0	0 0	41 0	263 0
Total reported	10264	60891	30764	0	101919	2184	17781	8616	0	28581	130500
Percent Reported	100.0	100.0	100.0		100.0	100.0	100.0	100.0		100.0	100.0
NOT REPORTED	1	2	2	0	5	0	1	0	0	1	6
Total	10265	60893	30766	0	101924	2184	17782	8616	0	28582	130506
AVERAGE TIME SERVED	1.20	2.54	3.37	.00	2.66	1.15	2.28	3.17	.00	2.46	2.61

Georgia Department of Corrections

Probationer Statistical Profile

Sample: Active & admin probationers, not in facilities
Act probationers 08/25/2003

Requestor: Nancy Phillips, Statistician

Time left to serve by current age & sex

Time left (in years)	M e n					W o m e n					Grand Total %
	age 00-21 %	age 22-39 %	age 40-98 %	age UNKWN %	Men Total %	age 00-21 %	age 22-39 %	age 40-98 %	age UNKWN %	Women Total %	
0-1	838 8	10038 16	5282 17	0 0	16158 16	275 13	3107 17	1549 18	0 0	4931 17	21089 16
1.1-2	1449 14	9966 16	5138 17	0 0	16553 16	411 19	3185 18	1511 18	0 0	5107 18	21660 17
2.1-3	1794 17	9724 16	4777 16	0 0	16295 16	448 21	2990 17	1371 16	0 0	4809 17	21104 16
3.1-4	1887 18	8485 14	3997 13	0 0	14369 14	341 16	2542 14	1164 14	0 0	4047 14	18416 14
4.1-5	1972 19	7466 12	3445 11	0 0	12883 13	404 18	2216 12	967 11	0 0	3587 13	16470 13
5.1-6	360 4	3214 5	1548 5	0 0	5122 5	46 2	805 5	452 5	0 0	1303 5	6425 5
6.1-7	433 4	2901 5	1539 5	0 0	4873 5	58 3	742 4	378 4	0 0	1178 4	6051 5
7.1-8	417 4	2447 4	1277 4	0 0	4141 4	39 2	654 4	357 4	0 0	1050 4	5191 4
8.1-9	405 4	2041 3	1021 3	0 0	3467 3	71 3	549 3	290 3	0 0	910 3	4377 3
9.1-10	449 4	1745 3	893 3	0 0	3087 3	69 3	533 3	232 3	0 0	834 3	3921 3
10.1-12	54 1	876 1	517 2	0 0	1447 1	4 0	112 1	84 1	0 0	200 1	1647 1
12.1-15	135 1	1051 2	593 2	0 0	1779 2	13 1	193 1	113 1	0 0	319 1	2098 2
15.1-20	64 1	600 1	441 1	0 0	1105 1	5 0	109 1	88 1	0 0	202 1	1307 1
20.1-OVER	6 0	314 1	234 1	0 0	554 1	0 0	40 0	54 1	0 0	94 0	648 0
INDEFINITE	0 0	0 0	0 0	0 0	0 0	0 0	0 0	0 0	0 0	0 0	0 0
NONE	2 0	15 0	7 0	0 0	24 0	0 0	5 0	3 0	0 0	8 0	32 0
Total reported	10265	60883	30709	0	101857	2184	17782	8613	0	28579	130436
Percent Reported	100.0	100.0	99.8		99.9	100.0	100.0	100.0		100.0	99.9
NOT REPORTED	0	10	57	0	67	0	0	3	0	3	70
Total	10265	60893	30766	0	101924	2184	17782	8616	0	28582	130506
AVERAGE EXCLUDING INDEFINITE, NONE	4.12	3.94	4.08	.00	4.00	3.42	3.58	3.81	.00	3.64	3.92

Georgia Department of Corrections

Page 16 Run 08/25/03 13:46 pm

Office of Decision Support

Probationer Statistical Profile

Sample: Active & admin probationers, not in facilities
Act probationers 08/25/2003

Requestor: Nancy Phillips, Statistician

Case type by current age & sex

Case type	M e n				W o m e n				Grand Total %		
	age 00-21 %	age 22-39 %	age 40-98 %	age UNKWN %	Men Total %	age 00-21 %	age 22-39 %	age 40-98 %		age UNKWN %	Women Total %
PRESENTENCE	0 0	0 0	0 0	0 0	0 0	0 0	0 0	0 0	0 0	0 0	0 0
SPLIT SENTENCE	159 2	5884 10	4630 15	0 0	10673 10	19 1	692 4	591 7	0 0	1302 5	11975 9
STRAIGHT SENTENCE	9920 97	53457 88	25445 83	0 0	88822 87	2112 97	16585 93	7817 91	0 0	26514 93	115336 88
ABANDONMENT&BASTARDY	0 0	10 0	54 0	0 0	64 0	0 0	1 0	2 0	0 0	3 0	67 0
OUT OF STATE PROB	186 2	1534 3	631 2	0 0	2351 2	49 2	492 3	199 2	0 0	740 3	3091 2
OUT OF STATE A&B	0 0	0 0	1 0	0 0	1 0	0 0	1 0	0 0	0 0	1 0	2 0
SUSPENDED SENTENCE	0 0	8 0	5 0	0 0	13 0	4 0	11 0	7 0	0 0	22 0	35 0
Total reported	10265	60893	30766	0	101924	2184	17782	8616	0	28582	130506
Percent Reported	100.0	100.0	100.0		100.0	100.0	100.0	100.0		100.0	100.0
NOT REPORTED	0	0	0	0	0	0	0	0	0	0	0
Total	10265	60893	30766	0	101924	2184	17782	8616	0	28582	130506

Probationer Statistical Profile

Sample: Active & admin probationers, not in facilities
Act probationers 08/25/2003

Requestor: Nancy Phillips, Statistician

Release type by current age & sex

Release type	M e n					W o m e n					Grand Total %	
	age 00-21 %	age 22-39 %	age 40-98 %	age UNKWN %	Men Total %	age 00-21 %	age 22-39 %	age 40-98 %	age UNKWN %	Women Total %		
TRANSF OUT OF STATE	0 0	0 0	0 0	0 0	0 0	0 0	0 0	0 0	0 0	0 0	0 0	0 0
REVOKED (TECHNICAL)	0 0	0 0	0 0	0 0	0 0	0 0	0 0	0 0	0 0	0 0	0 0	0 0
REVOKED (NEW SENT)	0 0	0 0	0 0	0 0	0 0	0 0	0 0	0 0	0 0	0 0	0 0	0 0
REVOKED (NEW CRIME)	0 0	0 0	0 0	0 0	0 0	0 0	0 0	0 0	0 0	0 0	0 0	0 0
ABSCONDED (TOLLED)	0 0	0 0	0 0	0 0	0 0	0 0	0 0	0 0	0 0	0 0	0 0	0 0
ABSCONDED (NON-TOLL)	0 0	0 0	0 0	0 0	0 0	0 0	0 0	0 0	0 0	0 0	0 0	0 0
TERMINATED BY COURT	0 0	0 0	0 0	0 0	0 0	0 0	0 0	0 0	0 0	0 0	0 0	0 0
OUT OF STATE TERM	0 0	0 0	0 0	0 0	0 0	0 0	0 0	0 0	0 0	0 0	0 0	0 0
DEATH	0 0	0 0	0 0	0 0	0 0	0 0	0 0	0 0	0 0	0 0	0 0	0 0
FINAN OBLIG COMPLETE	0 0	0 0	0 0	0 0	0 0	0 0	0 0	0 0	0 0	0 0	0 0	0 0
OTHER	0 0	0 0	0 0	0 0	0 0	0 0	0 0	0 0	0 0	0 0	0 0	0 0
NORMAL RELEASE	0 0	0 0	0 0	0 0	0 0	0 0	0 0	0 0	0 0	0 0	0 0	0 0
A & B SPECIAL TERM	0 0	0 0	0 0	0 0	0 0	0 0	0 0	0 0	0 0	0 0	0 0	0 0
INDEP JURISDICTION	0 0	0 0	0 0	0 0	0 0	0 0	0 0	0 0	0 0	0 0	0 0	0 0
ACTIVE	10265100	60893100	30766100	0 0	101924100	2184100	17782100	8616100	0 0	28582100	130506100	
Total reported	10265	60893	30766	0	101924	2184	17782	8616	0	28582	130506	
Percent Reported	100.0	100.0	100.0		100.0	100.0	100.0	100.0		100.0	100.0	
NOT REPORTED	0	0	0	0	0	0	0	0	0	0	0	
Total	10265	60893	30766	0	101924	2184	17782	8616	0	28582	130506	

Georgia Department of Corrections

Page 18 Run 08/25/03 13:46 pm

Office of Decision Support

Probationer Statistical Profile

Sample: Active & admin probationers, not in facilities
 Act probationers 08/25/2003

Requestor: Nancy Phillips, Statistician

First offender status by current age & sex

1stOffndr	M e n					W o m e n					Grand Total %
	age 00-21 %	age 22-39 %	age 40-98 %	age UNKWN %	Men Total %	age 00-21 %	age 22-39 %	age 40-98 %	age UNKWN %	Women Total %	
FIRST OFFNDR STATUS	5584 54	16811 28	5052 16	0 0	27447 27	1521 70	7508 42	2626 30	0 0	11655 41	39102 30
NO FIRST OFFNDR STAT	4681 46	44082 72	25714 84	0 0	74477 73	663 30	10274 58	5990 70	0 0	16927 59	91404 70
Total reported	10265	60893	30766	0	101924	2184	17782	8616	0	28582	130506
Percent Reported	100.0	100.0	100.0		100.0	100.0	100.0	100.0		100.0	100.0
NOT REPORTED	0	0	0	0	0	0	0	0	0	0	0
Total	10265	60893	30766	0	101924	2184	17782	8616	0	28582	130506

Probationer Statistical Profile

Sample: Active & admin probationers, not in facilities
Act probationers 08/25/2003

Requestor: Nancy Phillips, Statistician

Type probationer by current age & sex

Type probationer	M e n					W o m e n					Grand Total %
	age 00-21 %	age 22-39 %	age 40-98 %	age UNKWN %	Men Total %	age 00-21 %	age 22-39 %	age 40-98 %	age UNKWN %	Women Total %	
MISDEMEANANT	117 1	693 1	395 1	0 0	1205 1	18 1	196 1	123 1	0 0	337 1	1542 1
FELON	10148 99	60182 99	30311 99	0 0	100641 99	2162 99	17573 99	8484 98	0 0	28219 99	128860 99
ABANDONMENT&BASTARDY	0 0	10 0	55 0	0 0	65 0	0 0	2 0	2 0	0 0	4 0	69 0
SUSPENDED SENTENCE	0 0	8 0	5 0	0 0	13 0	4 0	11 0	7 0	0 0	22 0	35 0
Total reported	10265	60893	30766	0	101924	2184	17782	8616	0	28582	130506
Percent Reported	100.0	100.0	100.0		100.0	100.0	100.0	100.0		100.0	100.0
NOT REPORTED	0	0	0	0	0	0	0	0	0	0	0
Total	10265	60893	30766	0	101924	2184	17782	8616	0	28582	130506

Georgia Department of Corrections

Page 20 Run 08/25/03 13:46 pm

Office of Decision Support

Probationer Statistical Profile

Sample: Active & admin probationers, not in facilities
Act probationers 08/25/2003

Requestor: Nancy Phillips, Statistician

Most serious crime by group by current age & sex

Crime group	M e n				W o m e n				Grand Total	%												
	age 00-21	age % 22-39	age % 40-98	age % UNKWN	Men Total	Men %	age 00-21	age % 22-39			age % 40-98	age % UNKWN	Women Total	Women %								
HOMICIDE	17	0	337	1	266	1	0	0	620	1	5	0	95	1	87	1	0	0	187	1	807	1
ABORTION	0	0	2	0	0	0	0	0	2	0	0	0	1	0	0	0	0	0	1	0	3	0
BODILY INJRY&REL OFF	666	6	6268	10	4099	13	0	0	11033	11	164	8	1214	7	570	7	0	0	1948	7	12981	10
ARSON & REL OFF	35	0	270	0	179	1	0	0	484	0	10	0	85	0	74	1	0	0	169	1	653	1
DAMAGE OF PROPERTY	255	2	716	1	221	1	0	0	1192	1	55	3	186	1	57	1	0	0	298	1	1490	1
BURGLARY & REL OFF	1685	16	6087	10	1864	6	0	0	9636	9	116	5	603	3	207	2	0	0	926	3	10562	8
FORGERY & REL OFF	583	6	4770	8	2182	7	0	0	7535	7	492	23	4422	25	1644	19	0	0	6558	23	14093	11
THEFT	2208	22	8565	14	3773	12	0	0	14546	14	621	28	3961	22	1688	20	0	0	6270	22	20816	16
ROBBERY	295	3	1726	3	516	2	0	0	2537	2	35	2	181	1	52	1	0	0	268	1	2805	2
SEXUAL OFFENSES	501	5	2541	4	2305	7	0	0	5347	5	13	1	120	1	56	1	0	0	189	1	5536	4
OBSCENITY CRIMES	0	0	6	0	11	0	0	0	17	0	0	0	1	0	1	0	0	0	2	0	19	0
TREASON & REL OFF	7	0	47	0	16	0	0	0	70	0	7	0	28	0	7	0	0	0	42	0	112	0
CRIMES INVOLVNG GOVT	189	2	1310	2	496	2	0	0	1995	2	44	2	411	2	234	3	0	0	689	2	2684	2
FALSIFICATIONS	35	0	203	0	96	0	0	0	334	0	17	1	139	1	41	0	0	0	197	1	531	0
OBSTRUCT LAW ENFORCE	25	0	211	0	103	0	0	0	339	0	15	1	92	1	32	0	0	0	139	0	478	0
DISORDERLY CONDUCT	72	1	227	0	86	0	0	0	385	0	5	0	29	0	15	0	0	0	49	0	434	0
GAMBLING & REL OFF	6	0	49	0	31	0	0	0	86	0	2	0	17	0	10	0	0	0	29	0	115	0
CRUELTY TO CHILDREN	30	0	579	1	401	1	0	0	1010	1	18	1	449	3	163	2	0	0	630	2	1640	1
CRIMES WITH GUNS	225	2	1918	3	1329	4	0	0	3472	3	25	1	130	1	91	1	0	0	246	1	3718	3
INVASION PRIVACY	4	0	97	0	57	0	0	0	158	0	0	0	2	0	1	0	0	0	3	0	161	0
RACKETEERING	1	0	14	0	18	0	0	0	33	0	0	0	6	0	9	0	0	0	15	0	48	0
DRUG ABUSE OFFENSES	3158	31	22007	36	10037	33	0	0	35202	35	487	22	4984	28	3112	36	0	0	8583	30	43785	34
DRUG TRAFFICKING	18	0	290	0	232	1	0	0	540	1	8	0	74	0	65	1	0	0	147	1	687	1
AUTO CRIMES	17	0	1382	2	1717	6	0	0	3116	3	0	0	116	1	156	2	0	0	272	1	3388	3
REVENUE & CONTRABAND	2	0	4	0	6	0	0	0	12	0	0	0	2	0	4	0	0	0	6	0	18	0
CRIMES OF OTH STATES	35	0	224	0	103	0	0	0	362	0	12	1	90	1	36	0	0	0	138	0	500	0
MISC. FELONIES	74	1	329	1	163	1	0	0	566	1	12	1	133	1	67	1	0	0	212	1	778	1
MISDEMEANORS	117	1	700	1	446	1	0	0	1263	1	20	1	205	1	131	2	0	0	356	1	1619	1
Total reported	10260		60879		30753		0		101892		2183		17776		8610		0		28569		130461	
Percent Reported	100.0		100.0		100.0				100.0		100.0		100.0		99.9				100.0		100.0	
NOT REPORTED	5		14		13		0		32		1		6		6		0		13		45	

Total | 10265 | 60893 | 30766 | 0 | 101924 | 2184 | 17782 | 8616 | 0 | 28582 | 130506

Georgia Department of Corrections

Page 21 Run 08/25/03 13:46 pm

Office of Decision Support

Probationer Statistical Profile

Sample: Active & admin probationers, not in facilities
Act probationers 08/25/2003

Requestor: Nancy Phillips, Statistician

Most serious offense by current age & sex

Most serious offense	M e n					W o m e n					Grand	
	age 00-21 %	age 22-39 %	age 40-98 %	age UNKWN %	Men Total %	age 00-21 %	age 22-39 %	age 40-98 %	age UNKWN %	Women Total %	Total %	Total %
Misdemeanors												
abandonment	0 0	7 0	50 0	0 0	57 0	0 0	1 0	1 0	0 0	2 0	59 0	
non-support	0 0	0 0	1 0	0 0	1 0	0 0	1 0	0 0	0 0	1 0	2 0	
stalking	0 0	2 0	5 0	0 0	7 0	0 0	2 0	0 0	0 0	2 0	9 0	
assault & battery	4 0	14 0	5 0	0 0	23 0	0 0	1 0	1 0	0 0	2 0	25 0	
atmpt murder	0 0	1 0	1 0	0 0	2 0	0 0	0 0	0 0	0 0	0 0	2 0	
aggravated assault	0 0	18 0	11 0	0 0	29 0	0 0	7 0	5 0	0 0	12 0	41 0	
simple assault	1 0	16 0	15 0	0 0	32 0	0 0	2 0	0 0	0 0	2 0	34 0	
simple battery	7 0	60 0	40 0	0 0	107 0	4 0	8 0	5 0	0 0	17 0	124 0	
shooting at another	0 0	2 0	1 0	0 0	3 0	0 0	0 0	0 0	0 0	0 0	3 0	
wife beating	0 0	2 0	0 0	0 0	2 0	0 0	0 0	0 0	0 0	0 0	2 0	
concealing a death	0 0	1 0	0 0	0 0	1 0	0 0	0 0	0 0	0 0	0 0	1 0	
fleeing and eluding	1 0	0 0	1 0	0 0	2 0	0 0	0 0	0 0	0 0	0 0	2 0	
leave scene had inju	0 0	1 0	1 0	0 0	2 0	0 0	1 0	0 0	0 0	1 0	3 0	
crmnl intfer govt pr	0 0	4 0	0 0	0 0	4 0	0 0	0 0	0 0	0 0	0 0	4 0	
reckless conduct	3 0	5 0	0 0	0 0	8 0	0 0	3 0	0 0	0 0	3 0	11 0	
disorderly conduct	0 0	1 0	4 0	0 0	5 0	0 0	0 0	2 0	0 0	2 0	7 0	
larceny	1 0	2 0	1 0	0 0	4 0	0 0	0 0	0 0	0 0	0 0	4 0	
receiving stolen goo	1 0	9 0	0 0	0 0	10 0	0 0	3 0	0 0	0 0	3 0	13 0	
theft by taking	12 0	46 0	26 0	0 0	84 0	2 0	27 0	13 0	0 0	42 0	126 0	
robbery	3 0	7 0	1 0	0 0	11 0	0 0	3 0	0 0	0 0	3 0	14 0	
burglary	2 0	24 0	4 0	0 0	30 0	0 0	1 0	2 0	0 0	3 0	33 0	
alter id	0 0	1 0	0 0	0 0	1 0	0 0	0 0	0 0	0 0	0 0	1 0	
cheating & swindling	0 0	0 0	1 0	0 0	1 0	0 0	0 0	0 0	0 0	0 0	1 0	
bad checks	0 0	19 0	14 0	0 0	33 0	0 0	20 0	21 0	0 0	41 0	74 0	
fraudulent checks	0 0	3 0	1 0	0 0	4 0	0 0	5 0	0 0	0 0	5 0	9 0	
lottery	0 0	1 0	0 0	0 0	1 0	0 0	0 0	0 0	0 0	0 0	1 0	
forgery	0 0	11 0	2 0	0 0	13 0	0 0	10 0	2 0	0 0	12 0	25 0	
worthless checks	0 0	1 0	0 0	0 0	1 0	0 0	3 0	3 0	0 0	6 0	7 0	
s/d of narcotics	3 0	8 0	0 0	0 0	11 0	0 0	0 0	0 0	0 0	0 0	11 0	
s/d dep,stim,cntrf d	0 0	3 0	1 0	0 0	4 0	0 0	0 0	0 0	0 0	0 0	4 0	
abusive language	0 0	0 0	1 0	0 0	1 0	0 0	0 0	0 0	0 0	0 0	1 0	
s/d of lsd	0 0	1 0	0 0	0 0	1 0	0 0	1 0	0 0	0 0	1 0	2 0	
s/d of marijuana	0 0	8 0	2 0	0 0	10 0	0 0	0 0	0 0	0 0	0 0	10 0	

(continued)

Probationer Statistical Profile

Sample: Active & admin probationers, not in facilities
Act probationers 08/25/2003

Requestor: Nancy Phillips, Statistician

Most serious offense by current age & sex (continued)

Most serious offense	M e n					W o m e n					Grand	
	age 00-21	age % 22-39	age % 40-98	age % UNKWN	Men % Total	age 00-21	age % 22-39	age % 40-98	age % UNKWN	Women % Total	Total	%
poss of narcotics	1 0	3 0	1 0	0 0	5 0	0 0	2 0	1 0	0 0	3 0	8 0	
poss dep,stim,cntrf	0 0	2 0	0 0	0 0	2 0	0 0	0 0	0 0	0 0	0 0	2 0	
poss of lsd	0 0	1 0	0 0	0 0	1 0	0 0	0 0	0 0	0 0	0 0	1 0	
poss of marijuana	7 0	28 0	6 0	0 0	41 0	0 0	7 0	0 0	0 0	7 0	48 0	
viol motor veh law	7 0	51 0	17 0	0 0	75 0	0 0	6 0	5 0	0 0	11 0	86 0	
dui	9 0	87 0	83 0	0 0	179 0	2 0	13 0	15 0	0 0	30 0	209 0	
obstr of law enf off	11 0	43 0	18 0	0 0	72 0	1 0	6 0	5 0	0 0	12 0	84 0	
impersonating anothe	0 0	6 0	2 0	0 0	8 0	0 0	5 0	0 0	0 0	5 0	13 0	
crmnl trespassing	9 0	12 0	5 0	0 0	26 0	2 0	5 0	1 0	0 0	8 0	34 0	
illegal attm to obt	0 0	3 0	0 0	0 0	3 0	1 0	1 0	1 0	0 0	3 0	6 0	
crmnl damage	1 0	6 0	2 0	0 0	9 0	1 0	2 0	0 0	0 0	3 0	12 0	
terroristic threats	0 0	7 0	5 0	0 0	12 0	0 0	0 0	2 0	0 0	2 0	14 0	
viol ga cntrl subst	7 0	44 0	17 0	0 0	68 0	0 0	8 0	7 0	0 0	15 0	83 0	
public indecency	0 0	7 0	6 0	0 0	13 0	0 0	0 0	0 0	0 0	0 0	13 0	
peeping tom	1 0	1 0	1 0	0 0	3 0	0 0	0 0	0 0	0 0	0 0	3 0	
molesting a minor	0 0	0 0	3 0	0 0	3 0	0 0	0 0	0 0	0 0	0 0	3 0	
sexual battery	1 0	3 0	2 0	0 0	6 0	0 0	0 0	0 0	0 0	0 0	6 0	
escape	1 0	3 0	0 0	0 0	4 0	0 0	0 0	1 0	0 0	1 0	5 0	
cpwl & concealed wea	1 0	6 0	3 0	0 0	10 0	0 0	0 0	0 0	0 0	0 0	10 0	
shoplifting	4 0	5 0	7 0	0 0	16 0	2 0	14 0	7 0	0 0	23 0	39 0	
viol game & fish law	1 0	0 0	0 0	0 0	1 0	0 0	0 0	0 0	0 0	0 0	1 0	
pointing gun at anot	1 0	3 0	4 0	0 0	8 0	0 0	0 0	0 0	0 0	0 0	8 0	
deadly weapons in pu	1 0	1 0	0 0	0 0	2 0	0 0	0 0	0 0	0 0	0 0	2 0	
crmnl attempt	1 0	0 0	0 0	0 0	1 0	0 0	0 0	0 0	0 0	0 0	1 0	
other misdemeanor	4 0	31 0	22 0	0 0	57 0	3 0	9 0	10 0	0 0	22 0	79 0	
riot	0 0	0 0	1 0	0 0	1 0	0 0	0 0	0 0	0 0	0 0	1 0	
fighting in public p	0 0	1 0	0 0	0 0	1 0	0 0	0 0	0 0	0 0	0 0	1 0	
family violence batt	0 0	1 0	0 0	0 0	1 0	0 0	0 0	0 0	0 0	0 0	1 0	
misuse firearm hunti	0 0	1 0	0 0	0 0	1 0	0 0	0 0	0 0	0 0	0 0	1 0	
lottery violation	0 0	0 0	0 0	0 0	0 0	0 0	1 0	0 0	0 0	1 0	1 0	
off agnst pub hlth/m	0 0	4 0	6 0	0 0	10 0	0 0	0 0	0 0	0 0	0 0	10 0	
failr fil/mntn abort	0 0	0 0	1 0	0 0	1 0	0 0	0 0	0 0	0 0	0 0	1 0	
involuntary manslaug	0 0	0 0	1 0	0 0	1 0	0 0	0 0	0 0	0 0	0 0	1 0	
interference with cu	0 0	0 0	1 0	0 0	1 0	0 0	1 0	1 0	0 0	2 0	3 0	
theft by deception <	0 0	1 0	2 0	0 0	3 0	0 0	2 0	0 0	0 0	2 0	5 0	

(continued)

Georgia Department of Corrections

Probationer Statistical Profile

Sample: Active & admin probationers, not in facilities
Act probationers 08/25/2003

Requestor: Nancy Phillips, Statistician

Most serious offense by current age & sex (continued)

Most serious offense	Men						Women						Grand Total %
	age 00-21 %	age 22-39 %	age 40-98 %	age UNKWN %	Men Total %	age 00-21 %	age 22-39 %	age 40-98 %	age UNKWN %	Women Total %			
theft/lost/property<	0 0	5 0	0 0	0 0	5 0	0 0	0 0	0 0	0 0	0 0	5 0		
theft of services <	0 0	0 0	1 0	0 0	1 0	0 0	0 0	0 0	0 0	0 0	1 0		
theft by conversion	0 0	5 0	0 0	0 0	5 0	0 0	2 0	3 0	0 0	5 0	10 0		
theft motor vehicle,	1 0	3 0	2 0	0 0	6 0	1 0	0 0	0 0	0 0	1 0	7 0		
conversn paymnt real	0 0	1 0	0 0	0 0	1 0	0 0	0 0	0 0	0 0	0 0	1 0		
entrng mot veh crim	0 0	4 0	0 0	0 0	4 0	0 0	1 0	1 0	0 0	2 0	6 0		
viol forgery&fraud p	1 0	1 0	3 0	0 0	5 0	0 0	1 0	0 0	0 0	1 0	6 0		
tpos/use drug rel ob	0 0	0 0	0 0	0 0	0 0	0 0	0 0	1 0	0 0	1 0	1 0		
obtn/attmpt drugs il	0 0	0 0	3 0	0 0	3 0	0 0	2 0	3 0	0 0	5 0	8 0		
viol dangerous drugs	0 0	3 0	0 0	0 0	3 0	0 0	0 0	1 0	0 0	1 0	4 0		
mfg/dist imitate con	0 0	3 0	1 0	0 0	4 0	0 0	1 0	0 0	0 0	1 0	5 0		
misc abuse govt offi	0 0	0 0	0 0	0 0	0 0	0 0	0 0	1 0	0 0	1 0	1 0		
misc escape & other	0 0	2 0	0 0	0 0	2 0	0 0	0 0	0 0	0 0	0 0	2 0		
misc offns relt jud	0 0	0 0	1 0	0 0	1 0	0 0	0 0	0 0	0 0	0 0	1 0		
misc sexual offenses	0 0	3 0	1 0	0 0	4 0	0 0	0 0	0 0	0 0	0 0	4 0		
providing sex mat mi	0 0	1 0	1 0	0 0	2 0	0 0	0 0	0 0	0 0	0 0	2 0		
dng instrmntalties &	0 0	1 0	0 0	0 0	1 0	0 0	0 0	0 0	0 0	0 0	1 0		
nonpay agri,naval st	0 0	0 0	1 0	0 0	1 0	0 0	0 0	0 0	0 0	0 0	1 0		
viol acts rsale plnt	1 0	0 0	0 0	0 0	1 0	0 0	0 0	0 0	0 0	0 0	1 0		
viol alcoh bev regs	0 0	0 0	1 0	0 0	1 0	0 0	0 0	0 0	0 0	0 0	1 0		
furnish liquor to mi	3 0	0 0	2 0	0 0	5 0	0 0	0 0	0 0	0 0	0 0	5 0		
poss alc bev by juve	1 0	1 0	1 0	0 0	3 0	0 0	0 0	0 0	0 0	0 0	3 0		
veh homicide tit 40	0 0	1 0	1 0	0 0	2 0	0 0	0 0	1 0	0 0	1 0	3 0		
viol motor veh licen	0 0	5 0	1 0	0 0	6 0	0 0	0 0	0 0	0 0	0 0	6 0		
conspiracy commit mis	2 0	0 0	0 0	0 0	2 0	0 0	0 0	0 0	0 0	0 0	2 0		
misc misdemeanor	2 0	20 0	17 0	0 0	39 0	1 0	16 0	9 0	0 0	26 0	65 0		
misc invasion of pri	0 0	0 0	1 0	0 0	1 0	0 0	0 0	0 0	0 0	0 0	1 0		
misc contraband/smug	0 0	0 0	1 0	0 0	1 0	0 0	0 0	0 0	0 0	0 0	1 0		
viol othr states law	0 0	2 0	2 0	0 0	4 0	0 0	1 0	0 0	0 0	1 0	5 0		

(continued)

Georgia Department of Corrections

Page 24 Run 08/25/03 13:46 pm

Office of Decision Support

Probationer Statistical Profile

Sample: Active & admin probationers, not in facilities
Act probationers 08/25/2003

Requestor: Nancy Phillips, Statistician

Most serious offense by current age & sex (continued)

Most serious offense	M e n					W o m e n					Grand	
	age 00-21 %	age 22-39 %	age 40-98 %	age UNKWN %	Men Total %	age 00-21 %	age 22-39 %	age 40-98 %	age UNKWN %	Women Total %	Total %	Total %
FELONIES												
MISC HOMICIDE OFFENS	1 0	5 0	5 0	0 0	11 0	2 0	2 0	1 0	0 0	5 0	16 0	
MURDER	1 0	3 0	5 0	0 0	9 0	0 0	8 0	1 0	0 0	9 0	18 0	
VOLUNTARY MANSLAUGHT	2 0	79 0	97 0	0 0	178 0	0 0	32 0	43 1	0 0	75 0	253 0	
INVOLUNTARY MANSLAUG	3 0	61 0	28 0	0 0	92 0	1 0	17 0	10 0	0 0	28 0	120 0	
FETICIDE	0 0	2 0	0 0	0 0	2 0	0 0	1 0	0 0	0 0	1 0	3 0	
VEHICULAR HOMICIDE	8 0	179 0	113 0	0 0	300 0	2 0	32 0	24 0	0 0	58 0	358 0	
HOMICIDE BY PILOT,DU	1 0	1 0	2 0	0 0	4 0	0 0	0 0	0 0	0 0	0 0	4 0	
CONCEAL DEATH OF ANO	0 0	2 0	1 0	0 0	3 0	0 0	0 0	0 0	0 0	0 0	3 0	
ATMPT MURDER	1 0	5 0	15 0	0 0	21 0	0 0	3 0	8 0	0 0	11 0	32 0	
CRMNL ABORTION	0 0	2 0	0 0	0 0	2 0	0 0	1 0	0 0	0 0	1 0	3 0	
MISC ASSAULT/BATTERY	3 0	105 0	63 0	0 0	171 0	0 0	8 0	5 0	0 0	13 0	184 0	
FAMILY VIOLENCE BATT	1 0	22 0	8 0	0 0	31 0	0 0	1 0	2 0	0 0	3 0	34 0	
AGGRAV ASSAULT	404 4	3824 6	2460 8	0 0	6688 7	121 6	927 5	440 5	0 0	1488 5	8176 6	
ATMPT AGGRAV ASSAULT	1 0	20 0	12 0	0 0	33 0	2 0	5 0	2 0	0 0	9 0	42 0	
AGGRAV BATTERY	52 1	441 1	264 1	0 0	757 1	7 0	59 0	26 0	0 0	92 0	849 1	
TERRORIST THREATS &	137 1	786 1	631 2	0 0	1554 2	24 1	111 1	49 1	0 0	184 1	1738 1	
FALSE IMPRISONMENT	15 0	230 0	104 0	0 0	349 0	1 0	13 0	4 0	0 0	18 0	367 0	
FALSE IMPRIS COLOR L	0 0	0 0	1 0	0 0	1 0	0 0	1 0	0 0	0 0	1 0	2 0	
KIDNAPPING	2 0	79 0	43 0	0 0	124 0	0 0	2 0	1 0	0 0	3 0	127 0	
INTERFERENCE WITH CU	7 0	24 0	12 0	0 0	43 0	2 0	17 0	5 0	0 0	24 0	67 0	
AGGRAV ASSAULT POLCE	8 0	124 0	90 0	0 0	222 0	2 0	14 0	14 0	0 0	30 0	252 0	
AGGRAV BATTERY PEACE	1 0	4 0	2 0	0 0	7 0	0 0	1 0	0 0	0 0	1 0	8 0	
SIMPLE BATTERY	5 0	82 0	48 0	0 0	135 0	1 0	14 0	2 0	0 0	17 0	152 0	
RECK COND	0 0	8 0	2 0	0 0	10 0	0 0	5 0	0 0	0 0	5 0	15 0	
INJURY BY VEHICLE	1 0	9 0	5 0	0 0	15 0	0 0	4 0	0 0	0 0	4 0	19 0	
STALKING	2 0	17 0	17 0	0 0	36 0	0 0	1 0	0 0	0 0	1 0	37 0	
AGGRAV STALKING	27 0	489 1	332 1	0 0	848 1	4 0	31 0	20 0	0 0	55 0	903 1	
ATMPT KIDNAP	0 0	4 0	5 0	0 0	9 0	0 0	0 0	0 0	0 0	0 0	9 0	
ARSON MISC	2 0	19 0	16 0	0 0	37 0	1 0	3 0	9 0	0 0	13 0	50 0	
ARSON 1ST DEGREE	22 0	181 0	137 0	0 0	340 0	7 0	61 0	55 1	0 0	123 0	463 0	
ARSON 2ND DEGREE	8 0	47 0	20 0	0 0	75 0	0 0	11 0	7 0	0 0	18 0	93 0	

(continued)

Georgia Department of Corrections

Page 25 Run 08/25/03 13:46 pm

Office of Decision Support

Probationer Statistical Profile

Sample: Active & admin probationers, not in facilities
Act probationers 08/25/2003

Requestor: Nancy Phillips, Statistician

Most serious offense by current age & sex (continued)

Most serious offense	M e n				W o m e n				Grand Total	%	
	age 00-21 %	age 22-39 %	age 40-98 %	age UNKWN %	Men Total	age 00-21 %	age 22-39 %	age 40-98 %			age UNKWN %
ARSON 3RD DEGREE	2 0	15 0	4 0	0 0	21 0	2 0	7 0	2 0	0 0	11 0	32 0
CRMNL POSS EXPLOSIVE	1 0	7 0	2 0	0 0	10 0	0 0	3 0	1 0	0 0	4 0	14 0
CRMNL POSS INCENDIAR	0 0	1 0	0 0	0 0	1 0	0 0	0 0	0 0	0 0	0 0	1 0
MISC CRIMINAL DAMAGE	5 0	12 0	3 0	0 0	20 0	0 0	3 0	0 0	0 0	3 0	23 0
CRMNL DAMAGE 1ST DEG	47 0	175 0	67 0	0 0	289 0	6 0	32 0	10 0	0 0	48 0	337 0
CRMNL DAMAGE 2ND DEG	181 2	456 1	134 0	0 0	771 1	48 2	137 1	41 0	0 0	226 1	997 1
DAMAGE,DESTROY SECR	1 0	21 0	7 0	0 0	29 0	0 0	4 0	3 0	0 0	7 0	36 0
VANDALISM TO CHURCH	3 0	7 0	0 0	0 0	10 0	0 0	1 0	1 0	0 0	2 0	12 0
ALTER ID	18 0	45 0	10 0	0 0	73 0	1 0	9 0	2 0	0 0	12 0	85 0
BURGLARY	1564 16	5889 10	1808 6	0 0	9261 9	111 5	583 3	201 2	0 0	895 3	10156 8
POSS BURGLAR TOOLS	71 1	120 0	30 0	0 0	221 0	3 0	15 0	2 0	0 0	20 0	241 0
ATMPT BURGLARY	50 1	78 0	26 0	0 0	154 0	2 0	5 0	4 0	0 0	11 0	165 0
MISC FORGERY	2 0	20 0	10 0	0 0	32 0	3 0	18 0	11 0	0 0	32 0	64 0
FORGERY 1ST DEGREE	415 4	3568 6	1697 6	0 0	5680 6	343 16	3296 19	1306 16	0 0	4945 18	10625 8
FORGERY 2ND DEGREE	36 0	215 0	49 0	0 0	300 0	9 0	96 1	30 0	0 0	135 0	435 0
BAD CHECKS	7 0	193 0	167 1	0 0	367 0	8 0	199 1	75 1	0 0	282 1	649 1
ILLEGAL USE-CREDIT C	3 0	12 0	7 0	0 0	22 0	0 0	16 0	3 0	0 0	19 0	41 0
THEFT CREDIT CARD	24 0	107 0	23 0	0 0	154 0	24 1	83 0	19 0	0 0	126 0	280 0
FORGERY CREDIT CARD	8 0	31 0	4 0	0 0	43 0	9 0	54 0	5 0	0 0	68 0	111 0
FRAUDULENT CREDIT CA	72 1	386 1	97 0	0 0	555 1	77 4	433 3	80 1	0 0	590 2	1145 1
CRMNL POSS CREDIT CA	2 0	6 0	2 0	0 0	10 0	0 0	3 0	1 0	0 0	4 0	14 0
RECV GDS,SRVS FRAUD	1 0	10 0	10 0	0 0	21 0	1 0	20 0	18 0	0 0	39 0	60 0
TELECOMMUNICATIONS F	0 0	13 0	13 0	0 0	26 0	0 0	9 0	4 0	0 0	13 0	39 0
ATMPT FORGERY	1 0	4 0	1 0	0 0	6 0	1 0	2 0	5 0	0 0	8 0	14 0
FAILR PAY NATRL PRD/	0 0	1 0	5 0	0 0	6 0	0 0	0 0	1 0	0 0	1 0	7 0
FRAUDULENT ACCESS CO	3 0	40 0	5 0	0 0	48 0	3 0	39 0	3 0	0 0	45 0	93 0
MISC FRAUD	9 0	164 0	92 0	0 0	265 0	14 1	154 1	83 1	0 0	251 1	516 0
THEFT BY TAKING	788 8	3772 6	1721 6	0 0	6281 6	253 12	2020 12	916 11	0 0	3189 12	9470 7
THEFT BY DECEPTION	13 0	225 0	216 1	0 0	454 0	11 1	174 1	79 1	0 0	264 1	718 1
THEFT BY EXTORTION	0 0	10 0	4 0	0 0	14 0	0 0	8 0	4 0	0 0	12 0	26 0
THEFT OF LOST PROPER	5 0	11 0	9 0	0 0	25 0	0 0	7 0	2 0	0 0	9 0	34 0
THEFT BY REC STOLEN	623 6	2184 4	656 2	0 0	3463 3	57 3	320 2	81 1	0 0	458 2	3921 3
THEFT OF SERVICES	3 0	41 0	2 0	0 0	76 0	1 0	25 0	11 0	0 0	37 0	113 0
THEFT BY CONVERSION	13 0	229 0	272 1	0 0	514 1	5 0	147 1	87 1	0 0	239 1	753 1
THEFT OF TRADE SECRE	1 0	2 0	2 0	0 0	5 0	1 0	1 0	0 0	0 0	2 0	7 0

(continued)

Georgia Department of Corrections

Page 26 Run 08/25/03 13:46 pm

Office of Decision Support

Probationer Statistical Profile

Sample: Active & admin probationers, not in facilities
Act probationers 08/25/2003

Requestor: Nancy Phillips, Statistician

Most serious offense by current age & sex (continued)

Most serious offense	M e n						W o m e n						Grand	
	age 00-21	age % 22-39	age % 40-98	age % UNKWN	Men % Total	%	age 00-21	age % 22-39	age % 40-98	age % UNKWN	Women % Total	%	Total	%
CONVSN PAYMNTS REAL	0	0	9	0	21	0	0	0	0	0	0	0	30	0
ATMPT THEFT BY TAKIN	3	0	1	0	1	0	0	0	0	0	0	0	5	0
THEFT OF MOTOR VEH,	163	2	565	1	171	1	0	0	899	1	17	1	68	0
THEFT OF LEASED PERS	0	0	2	0	1	0	0	0	3	0	0	0	2	0
THEFT BRING PROP IN	15	0	65	0	23	0	0	0	103	0	2	0	6	0
THEFT RECV PROP OUT	4	0	17	0	1	0	0	0	22	0	1	0	4	0
LIVESTOCK THEFT	3	0	7	0	3	0	0	0	13	0	1	0	3	0
THEFT BY SHOPLIFTING	133	1	727	1	515	2	0	0	1375	1	259	12	1132	7
ENTERING VEHICLE	441	4	697	1	125	0	0	0	1263	1	13	1	43	0
STEAL ALTER PUBLIC D	0	0	1	0	0	0	0	0	1	0	0	0	0	0
ROBBERY	237	2	1184	2	313	1	0	0	1734	2	29	1	140	1
ARMED ROBBERY	27	0	419	1	184	1	0	0	630	1	4	0	31	0
ROBBERY BY FORCE	0	0	7	0	0	0	0	0	7	0	0	0	0	0
ROBBERY BY INTIMIDAT	0	0	4	0	0	0	0	0	4	0	0	0	1	0
ROBBERY BY SUDDEN SN	1	0	3	0	0	0	0	0	4	0	0	0	0	0
HIJACKING MOTOR VEHI	0	0	2	0	0	0	0	0	2	0	0	0	1	0
ATMPT ROBBERY	19	0	69	0	18	0	0	0	106	0	2	0	5	0
ATMPT ARMED ROBBERY	11	0	38	0	1	0	0	0	50	0	0	0	4	0
MISC SEXUAL OFFENSE	1	0	39	0	37	0	0	0	77	0	0	0	1	0
RAPE	4	0	123	0	110	0	0	0	237	0	0	0	0	0
SODOMY	10	0	20	0	39	0	0	0	69	0	0	0	0	0
AGGRAV SODOMY	3	0	45	0	80	0	0	0	128	0	0	0	1	0
BESTIALITY	0	0	0	0	1	0	0	0	1	0	0	0	0	0
SEDUCTION	0	0	0	0	2	0	0	0	2	0	0	0	1	0
INCEST	11	0	32	0	120	0	0	0	163	0	0	0	5	0
BIGAMY	0	0	7	0	13	0	0	0	20	0	0	0	1	0
AGGRAV SEXUAL BATTER	1	0	28	0	26	0	0	0	55	0	0	0	1	0
PIMPING A MINOR UNDE	0	0	0	0	1	0	0	0	1	0	0	0	0	0
PANDERING BY COMPULS	0	0	2	0	4	0	0	0	6	0	0	0	0	0
STATUTORY RAPE	280	3	1021	2	93	0	0	0	1394	1	5	0	32	0
CHILD MOLESTATION	153	2	937	2	1441	5	0	0	2531	3	6	0	52	0
ENTICING CHILD-INDEC	26	0	117	0	116	0	0	0	259	0	2	0	17	0
AGGRAV CHILD MOLESTA	10	0	110	0	181	1	0	0	301	0	0	0	3	0
NECROPHILIA	0	0	1	0	0	0	0	0	1	0	0	0	1	0
SEXL/ASSLT/AGN/PERS/	0	0	28	0	15	0	0	0	43	0	0	0	8	0

(continued)

Georgia Department of Corrections

Page 27 Run 08/25/03 13:46 pm

Office of Decision Support

Probationer Statistical Profile

Sample: Active & admin probationers, not in facilities
Act probationers 08/25/2003

Requestor: Nancy Phillips, Statistician

Most serious offense by current age & sex (continued)

Most serious offense	M e n					W o m e n					Grand	
	age 00-21	age 22-39	age 40-98	age UNKWN	Men Total	age 00-21	age 22-39	age 40-98	age UNKWN	Women Total	Grand Total	%
SEXUAL ASLT BY THERA	0	1	0	0	1	0	0	0	0	0	1	0
SOLICIT SODOMY FROM	0	3	6	0	9	0	1	0	0	1	10	0
ATMPT RAPE	1	27	14	0	42	0	0	0	0	0	42	0
ATMPT SODOMY	1	0	3	0	4	0	0	0	0	0	4	0
ATMPT AGGRAV SODOMY	0	0	2	0	2	0	0	0	0	0	2	0
ATMPT CHILD MOLESTAT	0	0	1	0	1	0	0	0	0	0	1	0
MISC OBSCENITY	0	1	3	0	4	0	0	0	0	0	4	0
DISTRIBUTING OBSCENE	0	1	3	0	4	0	1	1	0	2	6	0
DISTR MAT DEPICT NUD	0	4	3	0	7	0	0	0	0	0	7	0
PROV SEX MATER TO MI	0	0	2	0	2	0	0	0	0	0	2	0
MISC PUBLIC ORDER	0	5	1	0	6	0	0	1	0	1	7	0
TREASON	0	0	0	0	0	0	1	0	0	1	1	0
INSURRECTION	0	1	0	0	1	0	0	0	0	0	1	0
INCITING TO INSURREC	1	0	1	0	2	0	0	0	0	0	2	0
FALSE SWEARNG WRITTN	6	41	14	0	61	7	27	6	0	40	101	0
ABUSE OF GOVT OFFICE	1	0	1	0	2	0	0	0	0	0	2	0
BRIBERY GOVT OFFICER	1	13	13	0	27	0	6	1	0	7	34	0
VIOL OATH PUBLIC OFF	0	1	3	0	4	0	1	1	0	2	6	0
INFLUENCE LEGISLATIV	0	0	1	0	1	0	0	0	0	0	1	0
INFLUENCE GOVT OFFIC	1	2	1	0	4	0	0	0	0	0	4	0
DEFRAUDING STATE	0	15	28	0	43	0	165	103	1	268	311	0
FALSE CERTIFICATES	0	4	1	0	5	0	9	0	0	9	14	0
INFLUENCING WITNESS	3	14	5	0	22	0	5	3	0	8	30	0
OBSTR OF LAW ENF OFF	183	1261	443	1	1887	44	225	126	2	395	2282	2
MISC JUDICIAL PROCEE	0	0	6	0	6	1	0	0	0	1	7	0
PERJURY	1	17	12	0	30	2	19	6	0	27	57	0
FALSE SWEARING	3	20	6	0	29	4	20	8	0	32	61	0
SUBORNATION OF PERJU	0	1	1	0	2	0	1	1	0	2	4	0
IMPERSONATION	4	9	2	0	15	0	4	1	0	5	20	0
IMPERSONATING OFFICE	4	42	21	0	67	0	4	0	0	4	71	0
BARRATRY	1	6	0	0	7	0	1	1	0	2	9	0
EMBRACERY	0	1	0	0	1	0	3	0	0	3	4	0
FALSE STATEMENTS GOV	22	102	47	0	171	10	85	24	0	119	290	0
UNAUTH REPRESTN PEAC	0	0	1	0	1	0	0	0	0	0	1	0
IMPERSNTNG IN LEGAL	0	5	0	0	5	0	2	0	0	2	7	0

(continued)

Probationer Statistical Profile

Sample: Active & admin probationers, not in facilities
Act probationers 08/25/2003

Requestor: Nancy Phillips, Statistician

Most serious offense by current age & sex (continued)

Most serious offense	Men						Women						Grand Total	%
	age 00-21	age 22-39	age 40-98	age UNKWN	Men Total	Men %	age 00-21	age 22-39	age 40-98	age UNKWN	Women Total	Women %		
ESCAPE	12 0	116 0	63 0	0 0	191 0	2 0	30 0	7 0	0 0	39 0	230 0			
AIDING ESCAPE	2 0	5 0	1 0	0 0	8 0	1 0	10 0	2 0	0 0	13 0	21 0			
HINDERING APPREH OR	11 0	54 0	26 0	0 0	91 0	12 1	41 0	21 0	0 0	74 0	165 0			
COMPOUNDING A CRIME	0 0	2 0	0 0	0 0	2 0	0 0	4 0	0 0	0 0	4 0	6 0			
MUTINY IN PENAL INST	0 0	2 0	0 0	0 0	2 0	0 0	0 0	0 0	0 0	0 0	2 0			
BAIL JUMPING	0 0	32 0	11 0	0 0	43 0	0 0	6 0	2 0	0 0	8 0	51 0			
ATMPT ESCAPE	0 0	0 0	2 0	0 0	2 0	0 0	1 0	0 0	0 0	1 0	3 0			
FALSE PUBLIC ALARM	16 0	13 0	1 0	0 0	30 0	2 0	4 0	1 0	0 0	7 0	37 0			
CRMNL INTERFERE GOVT	56 1	214 0	85 0	0 0	355 0	3 0	25 0	14 0	0 0	42 0	397 0			
MISC GAMBLING/RELATE	0 0	1 0	1 0	0 0	2 0	0 0	0 0	1 0	0 0	1 0	3 0			
COMMERICAL GAMBLING	0 0	7 0	17 0	0 0	24 0	1 0	1 0	8 0	0 0	10 0	34 0			
COMMUNICATING GAMBL	0 0	1 0	2 0	0 0	3 0	0 0	0 0	0 0	0 0	0 0	3 0			
BRIBERY OF CONTESTAN	0 0	3 0	1 0	0 0	4 0	0 0	1 0	0 0	0 0	1 0	5 0			
GAMBLING ACT ON BUSI	0 0	0 0	0 0	0 0	0 0	0 0	1 0	0 0	0 0	1 0	1 0			
DOGFIGHTING	4 0	30 0	6 0	0 0	40 0	0 0	2 0	1 0	0 0	3 0	43 0			
BINGO UNDR 12-22 OR	0 0	0 0	1 0	0 0	1 0	0 0	0 0	0 0	0 0	0 0	1 0			
LOTTERY VIOLATION	0 0	5 0	2 0	0 0	7 0	1 0	11 0	0 0	0 0	12 0	19 0			
BUS HIJACKING	0 0	1 0	0 0	0 0	1 0	0 0	0 0	0 0	0 0	0 0	1 0			
BOARDING BUS W/CONCL	1 0	1 0	1 0	0 0	3 0	0 0	1 0	0 0	0 0	1 0	4 0			
REMOVAL BAGGAGE,CARG	1 0	0 0	0 0	0 0	1 0	0 0	0 0	0 0	0 0	0 0	1 0			
CRUELTY TO CHILDREN	24 0	517 1	340 1	0 0	881 1	16 1	434 3	155 2	0 0	605 2	1486 1			
SEX EXPLOITATION CHI	3 0	19 0	27 0	0 0	49 0	0 0	5 0	2 0	0 0	7 0	56 0			
ABANDONMENT OF CHILD	0 0	36 0	32 0	0 0	68 0	1 0	4 0	5 0	0 0	10 0	78 0			
UNLWFL AD ADOPT CHIL	0 0	0 0	0 0	0 0	0 0	0 0	1 0	0 0	0 0	1 0	1 0			
CNTRBTNG DELINQENCY	3 0	7 0	2 0	0 0	12 0	1 0	5 0	1 0	0 0	7 0	19 0			
MISC WEAPON/EXPLOSIV	20 0	21 0	11 0	0 0	52 0	2 0	1 0	0 0	0 0	3 0	55 0			
CARRY CONCEALED WEAP	18 0	60 0	13 0	0 0	91 0	0 0	1 0	1 0	0 0	2 0	93 0			
CARRY PISTL WITHOUT	0 0	4 0	0 0	0 0	4 0	0 0	0 0	0 0	0 0	0 0	4 0			
ALTER PISTL LICENSE	1 0	0 0	0 0	0 0	1 0	0 0	0 0	0 0	0 0	0 0	1 0			
MACHINE GUN ACTIVITI	0 0	0 0	1 0	0 0	1 0	0 0	0 0	0 0	0 0	0 0	1 0			
POSS OF FIREARM DUR	47 0	550 1	253 1	0 0	850 1	2 0	45 0	32 0	0 0	79 0	929 1			
POSS OF CERTAIN WEAP	29 0	108 0	56 0	0 0	193 0	3 0	6 0	4 0	0 0	13 0	206 0			
POSS FIREARM CONVCT	24 0	1102 2	984 3	0 0	2110 2	0 0	69 0	51 1	0 0	120 0	2230 2			
CARRY WEAPON AT SCHO	82 1	57 0	4 0	0 0	143 0	18 1	4 0	1 0	0 0	23 0	166 0			
GUARD LINE WITH WEAP	2 0	1 0	0 0	0 0	3 0	0 0	4 0	2 0	0 0	6 0	9 0			

(continued)

Georgia Department of Corrections

Page 29 Run 08/25/03 13:46 pm

Office of Decision Support

Probationer Statistical Profile

Sample: Active & admin probationers, not in facilities
Act probationers 08/25/2003

Requestor: Nancy Phillips, Statistician

Most serious offense by current age & sex (continued)

Most serious offense	M e n					Men Total %	W o m e n					Women Total %	Grand Total %
	age 00-21 %	age 22-39 %	age 40-98 %	age UNKWN %	age 00-21 %		age 22-39 %	age 40-98 %	age UNKWN %				
POSS WEAPON BY PRISO	1 0	10 0	0 0	0 0	11 0	0 0	0 0	0 0	0 0	0 0	11 0		
DESTROY/INJUR POLICE	0 0	1 0	0 0	0 0	1 0	0 0	0 0	0 0	0 0	0 0	1 0		
MISUSE FIREARM HUNTI	0 0	1 0	3 0	0 0	4 0	0 0	0 0	0 0	0 0	0 0	4 0		
CRUELTY TO ANIMALS	1 0	1 0	2 0	0 0	4 0	0 0	0 0	0 0	0 0	0 0	4 0		
AGGRAV CRUELTY TO AN	0 0	2 0	2 0	0 0	4 0	0 0	0 0	0 0	0 0	0 0	4 0		
MISC INVASION OF PRI	0 0	2 0	2 0	0 0	4 0	0 0	0 0	1 0	0 0	1 0	5 0		
EAVESDROP & SURVEILL	0 0	10 0	9 0	0 0	19 0	0 0	0 0	0 0	0 0	0 0	19 0		
PEEPING TOM	4 0	83 0	46 0	0 0	133 0	0 0	2 0	0 0	0 0	2 0	135 0		
P/S/D OF EAVESDROP D	0 0	2 0	0 0	0 0	2 0	0 0	0 0	0 0	0 0	0 0	2 0		
RACKETEERING	1 0	14 0	18 0	0 0	33 0	0 0	6 0	9 0	0 0	15 0	48 0		
S/D NARCOTICS, OPIAT	40 0	331 1	190 1	0 0	561 1	7 0	57 0	51 1	0 0	115 0	676 1		
S/D DEP,STIM,CNTRF D	26 0	277 0	125 0	0 0	428 0	7 0	52 0	39 0	0 0	98 0	526 0		
S/D OF LSD	5 0	32 0	2 0	0 0	39 0	0 0	1 0	1 0	0 0	2 0	41 0		
S/D OF MARIJUANA	340 3	1783 3	451 2	0 0	2574 3	28 1	242 1	119 1	0 0	389 1	2963 2		
S/D OF ALCOHOLIC IN	0 0	0 0	1 0	0 0	1 0	0 0	0 0	0 0	0 0	0 0	1 0		
POSS NARCOTICS, OPIA	67 1	547 1	310 1	0 0	924 1	14 1	140 1	108 1	0 0	262 1	1186 1		
POSS DEP,STIM,CNTRF	87 1	665 1	355 1	0 0	1107 1	29 1	293 2	126 2	0 0	448 2	1555 1		
POSS OF LSD	11 0	75 0	4 0	0 0	90 0	1 0	8 0	3 0	0 0	12 0	102 0		
POSS OF MARIJUANA	312 3	1545 3	449 2	0 0	2306 2	33 2	237 1	116 1	0 0	386 1	2692 2		
ILLEGAL POSS/MANF LI	1 0	6 0	3 0	0 0	10 0	0 0	1 0	0 0	0 0	1 0	11 0		
ILLEGAL ATTM TO OBT	3 0	76 0	66 0	0 0	145 0	3 0	120 1	92 1	0 0	215 1	360 0		
VIOL GA CNTRL SBST A	1329 13	9458 16	4454 15	0 0	15241 15	255 12	2467 14	1466 18	0 0	4188 15	19429 15		
VIOL DNGROUS DRGS AC	9 0	68 0	27 0	0 0	104 0	4 0	28 0	17 0	0 0	49 0	153 0		
UNLWFL MFG/DEL/DIST	9 0	57 0	42 0	0 0	108 0	0 0	10 0	2 0	0 0	12 0	120 0		
FURNISH LIQUOR TO MI	0 0	1 0	0 0	0 0	1 0	0 0	0 0	0 0	0 0	0 0	1 0		
POSS DRUG RELATED MA	5 0	24 0	15 0	0 0	44 0	1 0	12 0	4 0	0 0	17 0	61 0		
S/D CONT SUB PUBLIC	15 0	73 0	17 0	0 0	105 0	4 0	13 0	7 0	0 0	24 0	129 0		
S/D CONT SUB SCHOOL	14 0	56 0	6 0	0 0	76 0	1 0	14 0	0 0	0 0	15 0	91 0		
S/D COCAINE	278 3	2373 4	877 3	0 0	3528 4	26 1	296 2	226 3	0 0	548 2	4076 3		
POSS OF COCAINE	598 6	4383 7	2472 8	0 0	7453 8	69 3	896 5	645 8	0 0	1610 6	9063 7		
ATMPT VIOL SUBSTANCE	9 0	177 0	171 1	0 0	357 0	5 0	97 1	90 1	0 0	192 1	549 0		
MISC DRUGS TRAFFICKI	2 0	48 0	27 0	0 0	77 0	0 0	15 0	2 0	0 0	17 0	94 0		
TRAF COCAINE LESS 20	2 0	119 0	89 0	0 0	210 0	1 0	19 0	26 0	0 0	46 0	256 0		
TRAF COCAINE 201-400	4 0	17 0	20 0	0 0	41 0	0 0	4 0	3 0	0 0	7 0	48 0		
TRAF COCAINE 401+ GM	0 0	11 0	12 0	0 0	23 0	0 0	1 0	2 0	0 0	3 0	26 0		

(continued)

(continued)

Georgia Department of Corrections

Page 31 Run 08/25/03 13:46 pm

Office of Decision Support

Probationer Statistical Profile

Sample: Active & admin probationers, not in facilities
Act probationers 08/25/2003

Requestor: Nancy Phillips, Statistician

Most serious offense by current age & sex (continued)

Most serious offense	M e n				W o m e n				Grand Total	%	
	age 00-21	age 22-39	age 40-98	age UNKWN	Men Total	age 00-21	age 22-39	age 40-98			age UNKWN
UNAUTH DIST RECRD DE	104	700	396	0	1200	26	165	82	0	273	1473
NONPYMT AGR NVL STOR	160	1476	881	0	2517	36	330	200	0	566	3083
CRMNL SOLICITATION	641	4359	2137	0	7137	77	838	459	0	1374	8511
PARTY TO A CRIME	124	488	227	0	839	24	118	64	0	206	1045
CRMNL TRESPASSING	385	1801	855	0	3041	84	637	296	0	1017	4058
HIRE JUVENILE SELL D	188	929	456	0	1573	36	270	143	0	449	2022
GANG PARTICIPATION	236	1329	633	0	2198	59	362	164	0	585	2783
Total reported	12089	71910	36318	0	120317	2524	20484	10012	0	33020	153337
Percent Reported	117.8	118.1	118.0		118.0	115.6	115.2	116.2		115.5	117.5
NOT REPORTED	334	1619	903	0	2856	89	577	282	0	948	3804
Total	10265	60893	30766	0	101924	2184	17782	8616	0	28582	130506

Probationer Statistical Profile

Sample: Active & admin probationers, not in facilities
Act probationers 08/25/2003

Requestor: Nancy Phillips, Statistician

Most serious crime type by current age & sex

Crime type	M e n					W o m e n					Grand	
	age 00-21	age 22-39	age 40-98	age UNKWN	Men Total	age 00-21	age 22-39	age 40-98	age UNKWN	Women Total	Total	%
VIOL/PERSN	1011 10	8960 15	5297 17	0 0	15268 15	222 10	1930 11	871 10	0 0	3023 11	18291	14
NVIOL/PERS	155 2	706 1	365 1	0 0	1226 1	25 1	82 0	49 1	0 0	156 1	1382	1
PROPERTY	4809 47	20657 34	8383 27	0 0	33849 33	1304 60	9548 54	3850 45	0 0	14702 51	48551	37
DRUG SALES	748 7	5295 9	1946 6	0 0	7989 8	81 4	761 4	510 6	0 0	1352 5	9341	7
DRUG POSSN	2445 24	17102 28	8350 27	0 0	27897 27	415 19	4318 24	2681 31	0 0	7414 26	35311	27
ALCOHOL	5 0	8 0	10 0	0 0	23 0	0 0	1 0	0 0	0 0	1 0	24	0
HABIT/DUI	26 0	1468 2	1795 6	0 0	3289 3	2 0	129 1	171 2	0 0	302 1	3591	3
SEX OFFEND	505 5	2559 4	2325 8	0 0	5389 5	13 1	125 1	57 1	0 0	195 1	5584	4
OTHER	561 5	4138 7	2295 7	0 0	6994 7	122 6	888 5	427 5	0 0	1437 5	8431	6
Total reported	10265	60893	30766	0	101924	2184	17782	8616	0	28582	130506	
Percent Reported	100.0	100.0	100.0		100.0	100.0	100.0	100.0		100.0	100.0	
NOT REPORTED	0	0	0	0	0	0	0	0	0	0	0	
Total	10265	60893	30766	0	101924	2184	17782	8616	0	28582	130506	