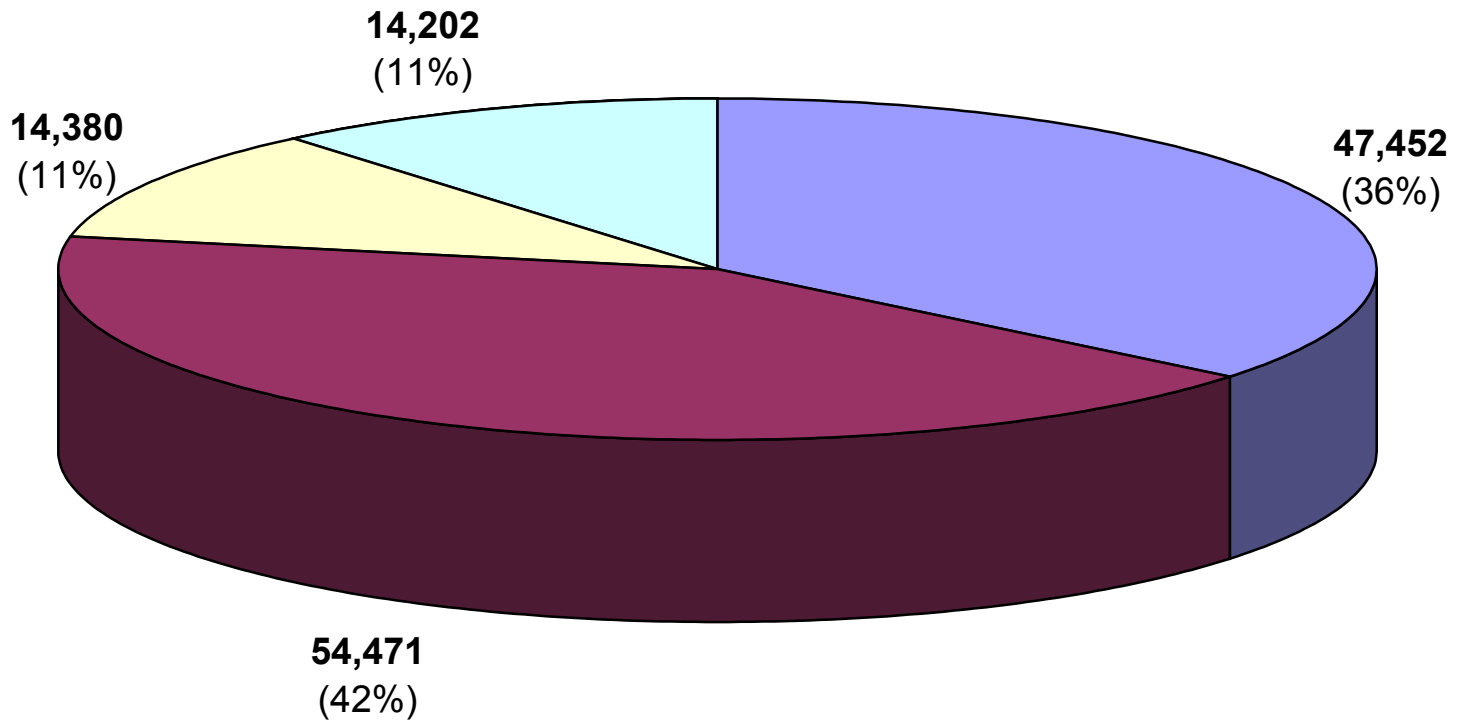
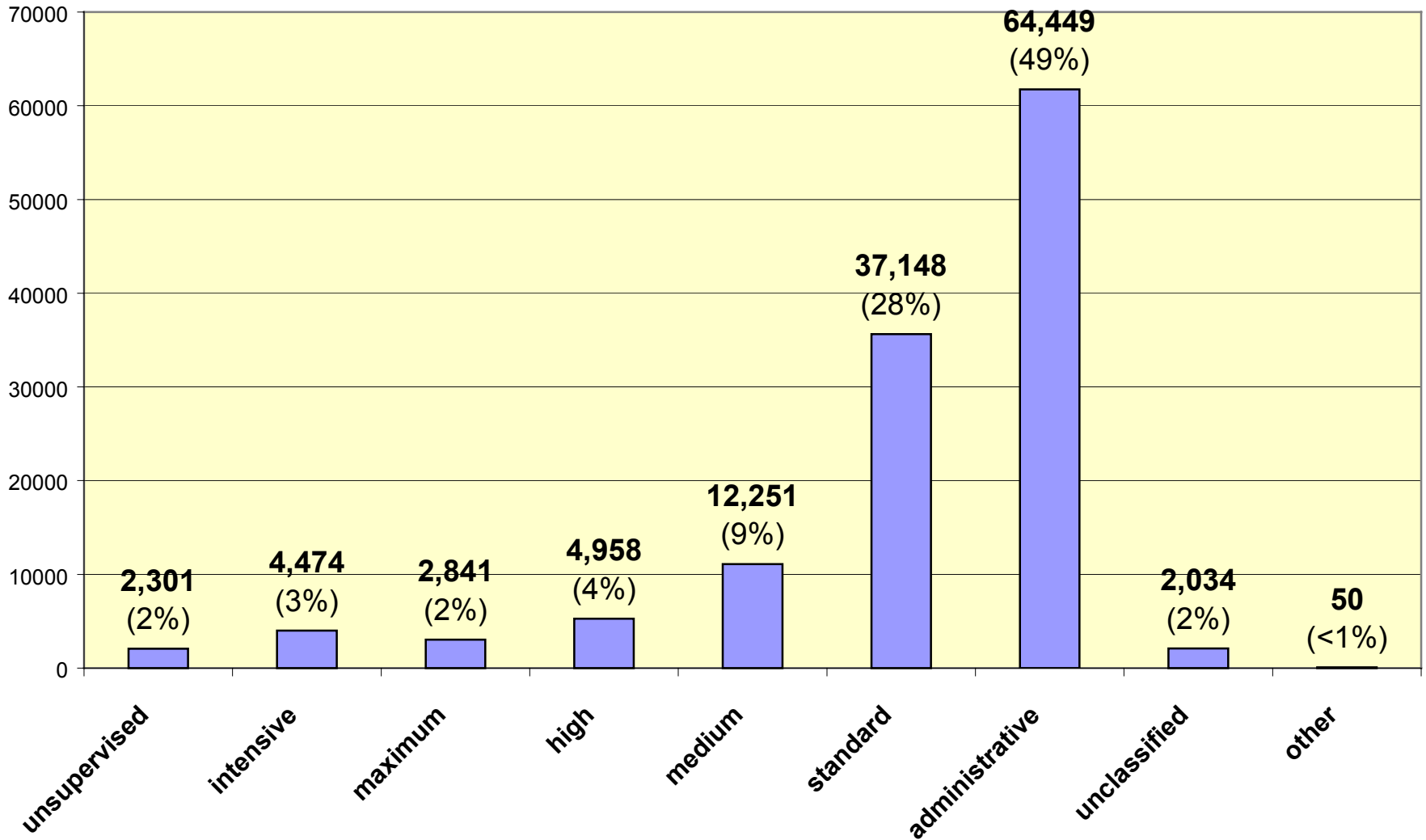


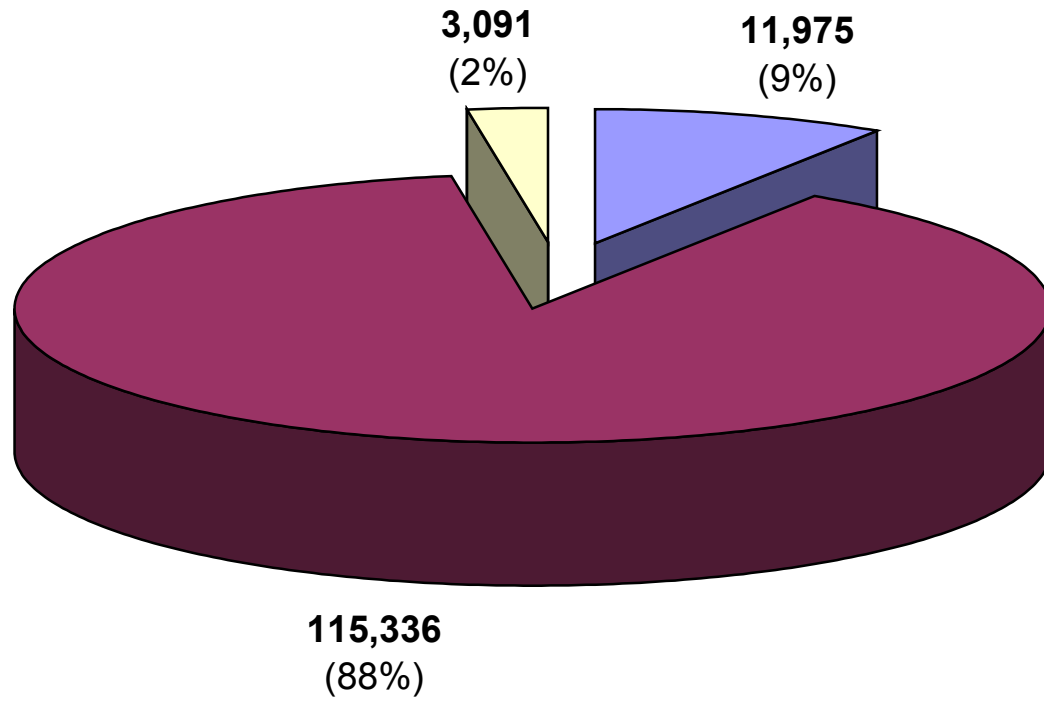
Active Probationers by Race & Gender



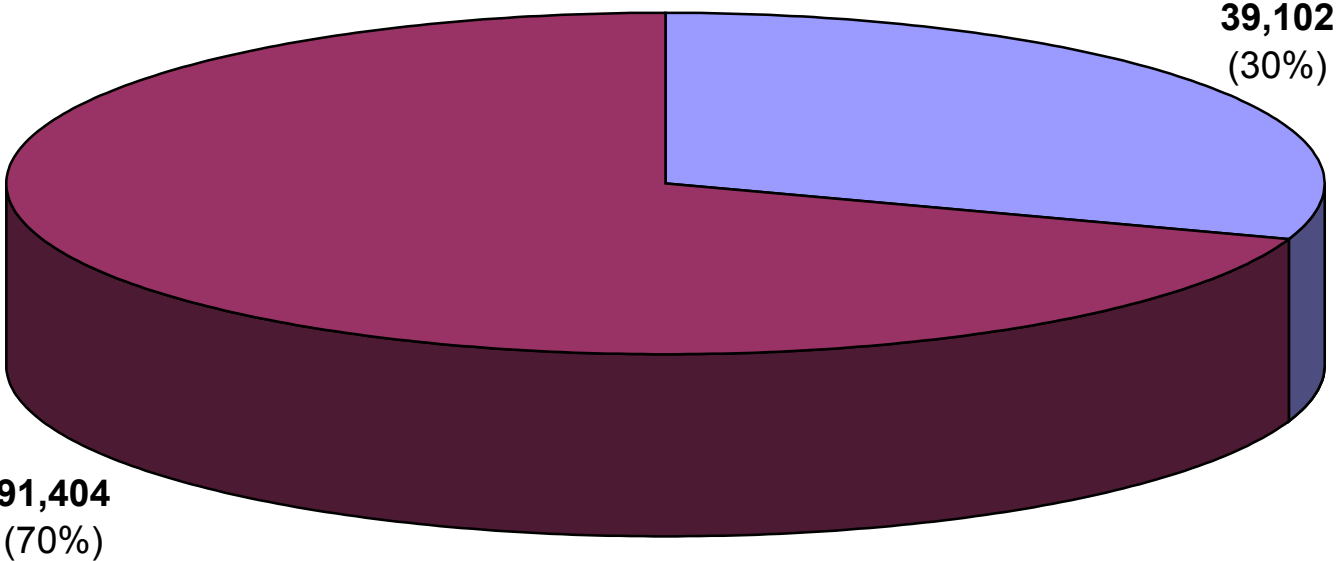
Active Probationers by Supervision Type



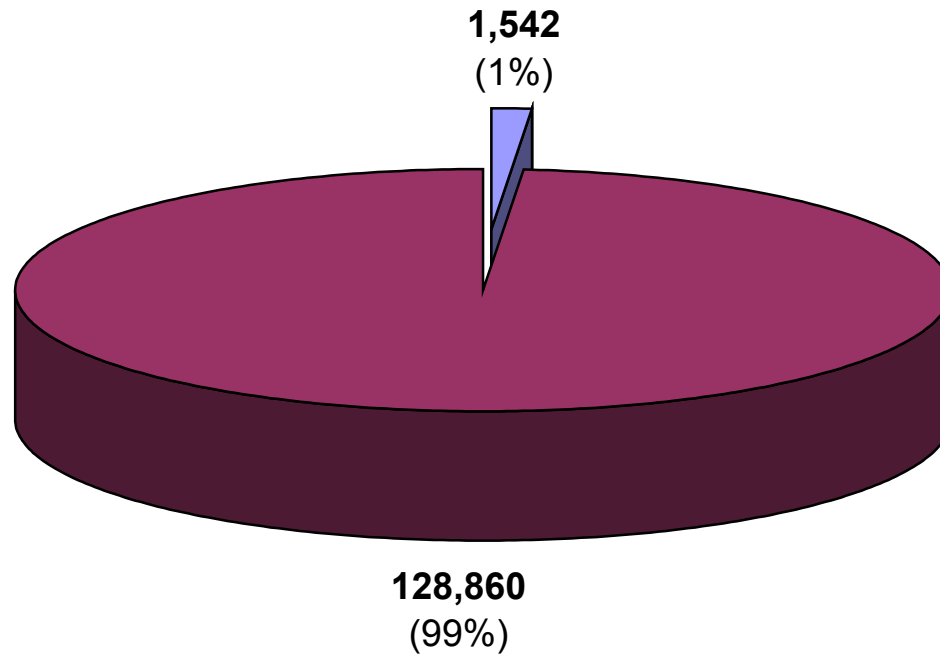
Active Probationers by Case Type



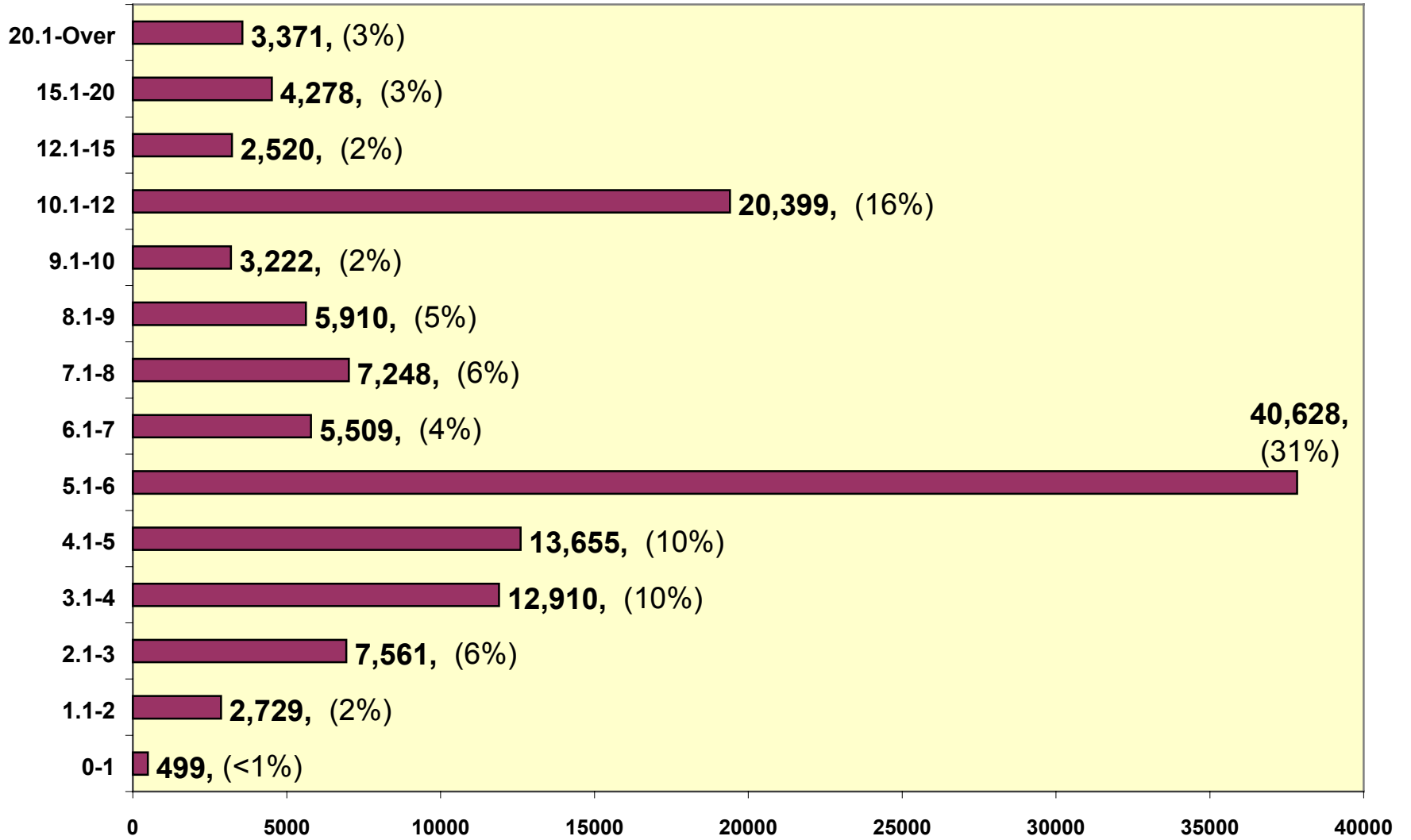
Active Probationers By Offender Status



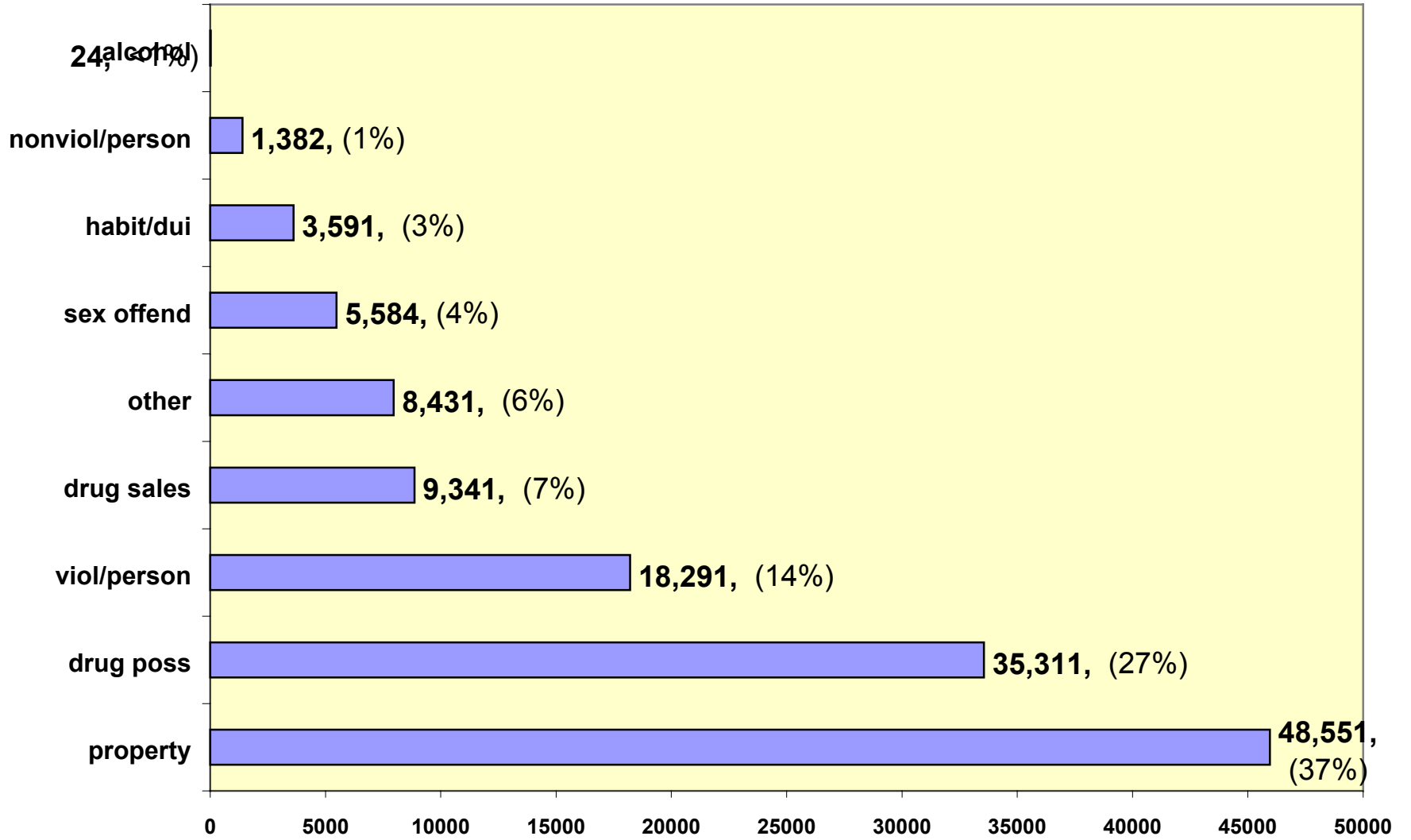
Active Probationers by Sentence Type



Active Probationers by Sentence Length



Active Probationers by Crime Type



Probationer Statistical Profile

Table of contents for Active & admin probationers, not in facilities

Title	Page
-----	-----
Race and sex	2
Current supervision type	3
County of conviction	4
Circuit of conviction	9
Circuit of supervision	11
Sentence length in years	13
Time served in years	14
Time left to serve	15
Case type	16
Release type	17
First offender status	18
Type probationer	19
Most serious crime by group	20
Most serious offense	21
Most serious crime type	32

Probationer Statistical Profile

Sample: Active & admin probationers, not in facilities
Act probationers 07/22/2003

Requestor: Nancy Phillips, Statistician

Race and sex by current age & sex

Race and sex	Men					Women					Grand Total %
	age 00-21	age %22-39	age %40-98	age %UNKWN	Men %Total	age 00-21	age %22-39	age %40-98	age %UNKWN	Women %Total	
WHITE MALE	4597 45	27296 45	15559 51	0 0	47452 47	0 0	0 0	0 0	0 0	0 0	47452 36
NON WHITE MALE	5668 55	33597 55	15206 49	0 0	54471 53	0 0	0 0	0 0	0 0	0 0	54471 42
WHITE FEMALE	0 0	0 0	0 0	0 0	0 0	1015 46	8631 49	4734 55	0 0	14380 50	14380 11
NON WHITE FEMALE	0 0	0 0	0 0	0 0	0 0	1169 54	9151 51	3882 45	0 0	14202 50	14202 11
Total reported	10265	60893	30765	0	101923	2184	17782	8616	0	28582	130505
Percent Reported	100.0	100.0	100.0		100.0	100.0	100.0	100.0		100.0	100.0
NOT REPORTED	0	0	1	0	1	0	0	0	0	0	1
Total	10265	60893	30766	0	101924	2184	17782	8616	0	28582	130506
AVERAGE W-AGE	19.89	29.62	47.73	.00	34.10	20.01	30.35	46.31	.00	34.37	34.16

*** Average age excludes missing dates of birth

Probationer Statistical Profile

Sample: Active & admin probationers, not in facilities
Act probationers 07/22/2003

Requestor: Nancy Phillips, Statistician

Current supervision type by current age & sex

Curr supv type	Men					Women					Grand Total %	
	age 00-21	age % 22-39	age % 40-98	age % UNKWN	Men % Total	age 00-21	age % 22-39	age % 40-98	age % UNKWN	Women % Total		
UNSUPERVISED	55	1 1149	2 637	2 0	0 1841	2 19	1 278	2 163	2 0	0 460	2 2301	2
WARRANT	0	0 3	0 0	0 0	0 3	0 0	0 0	0 0	0 0	0 0	0 3	0
BC AFTERCARE	0	0 0	0 0	0 0	0 0	0 0	0 0	0 0	0 0	0 0	0 0	0
HOME CONFINEMENT	0	0 1	0 0	0 0	0 1	0 0	0 0	0 0	0 0	0 0	0 1	0
INTENSIVE	764	7 2069	3 766	2 0	0 3599	4 110	5 555	3 210	2 0	0 875	3 4474	3
MAXIMUM	184	2 1449	2 860	3 0	0 2493	2 15	1 221	1 112	1 0	0 348	1 2841	2
HIGH	459	4 2455	4 1234	4 0	0 4148	4 67	3 492	3 251	3 0	0 810	3 4958	4
MEDIUM	1291	13 5862	10 2709	9 0	0 9862	10 227	10 1531	9 631	7 0	0 2389	8 12251	9
STANDARD	4762	46 15474	25 7287	24 0	0 27523	27 1291	59 6025	34 2309	27 0	0 9625	34 37148	28
ADMINISTRATIVE	2538	25 31388	52 16776	55 0	0 50702	50 429	20 8480	48 4838	56 0	0 13747	48 64449	49
FINANCIAL	0	0 3	0 40	0 0	0 43	0 0	0 0	0 3	0 0	0 3	0 46	0
OBSOLETE CODES	0	0 0	0 0	0 0	0 0	0 0	0 0	0 0	0 0	0 0	0 0	0
UNCLASSIFIED	212	2 1040	2 457	1 0	0 1709	2 26	1 200	1 99	1 0	0 325	1 2034	2
Total reported	10265	60893	30766	0	101924	2184	17782	8616	0	28582	130506	
Percent Reported	100.0	100.0	100.0		100.0	100.0	100.0	100.0		100.0	100.0	
NOT REPORTED	0	0	0	0	0	0	0	0	0	0	0	
Total	10265	60893	30766	0	101924	2184	17782	8616	0	28582	130506	

Probationer Statistical Profile

Sample: Active & admin probationers, not in facilities
Act probationers 07/22/2003

Requestor: Nancy Phillips, Statistician

County of conviction by current age & sex

County	Men					Women					Grand Total	%										
	age 00-21	age %22-39	age %40-98	age %UNKWN	Men %Total	age 00-21	age %22-39	age %40-98	age %UNKWN	Women %Total												
Appling	23	0	152	0	53	0	0	0	228	0	3	0	33	0	6	0	0	0	42	0	270	0
Atkinson	16	0	87	0	44	0	0	0	147	0	3	0	20	0	10	0	0	0	33	0	180	0
Bacon	12	0	71	0	27	0	0	0	110	0	1	0	12	0	6	0	0	0	19	0	129	0
Baker	1	0	39	0	20	0	0	0	60	0	0	0	4	0	0	0	0	0	4	0	64	0
Baldwin	114	1	602	1	283	1	0	0	999	1	13	1	141	1	88	1	0	0	242	1	1241	1
Banks	14	0	124	0	85	0	0	0	223	0	6	0	37	0	22	0	0	0	65	0	288	0
Barrow	50	0	299	0	193	1	0	0	542	1	18	1	101	1	50	1	0	0	169	1	711	1
Bartow	113	1	979	2	527	2	0	0	1619	2	34	2	310	2	140	2	0	0	484	2	2103	2
Ben Hill	25	0	199	0	98	0	0	0	322	0	12	1	58	0	24	0	0	0	94	0	416	0
Berrien	28	0	162	0	96	0	0	0	286	0	11	1	39	0	21	0	0	0	71	0	357	0
Bibb	252	2	1697	3	838	3	0	0	2787	3	45	2	544	3	259	3	0	0	848	3	3635	3
Bleckley	36	0	138	0	51	0	0	0	225	0	7	0	38	0	19	0	0	0	64	0	289	0
Brantley	10	0	63	0	44	0	0	0	117	0	0	0	14	0	4	0	0	0	18	0	135	0
Brooks	26	0	133	0	58	0	0	0	217	0	2	0	22	0	14	0	0	0	38	0	255	0
Bryan	27	0	83	0	40	0	0	0	150	0	5	0	15	0	11	0	0	0	31	0	181	0
Bulloch	119	1	537	1	170	1	0	0	826	1	20	1	139	1	41	0	0	0	200	1	1026	1
Burke	29	0	123	0	55	0	0	0	207	0	2	0	29	0	13	0	0	0	44	0	251	0
Butts	25	0	197	0	107	0	0	0	329	0	3	0	56	0	27	0	0	0	86	0	415	0
Calhoun	8	0	86	0	36	0	0	0	130	0	1	0	21	0	9	0	0	0	31	0	161	0
Camden	38	0	204	0	85	0	0	0	327	0	11	1	49	0	28	0	0	0	88	0	415	0
Candler	15	0	61	0	40	0	0	0	116	0	2	0	24	0	15	0	0	0	41	0	157	0
Carroll	102	1	516	1	238	1	0	0	856	1	27	1	160	1	76	1	0	0	263	1	1119	1
Catoosa	49	0	352	1	153	0	0	0	554	1	17	1	115	1	56	1	0	0	188	1	742	1
Charlton	11	0	49	0	26	0	0	0	86	0	3	0	10	0	7	0	0	0	20	0	106	0
Chatham	380	4	1704	3	838	3	0	0	2922	3	89	4	644	4	300	3	0	0	1033	4	3955	3
Chattahoochee	4	0	26	0	13	0	0	0	43	0	1	0	8	0	2	0	0	0	11	0	54	0
Chattooga	32	0	236	0	116	0	0	0	384	0	11	1	71	0	32	0	0	0	114	0	498	0
Cherokee	188	2	929	2	457	1	0	0	1574	2	36	2	270	2	143	2	0	0	449	2	2023	2
Clarke	141	1	675	1	265	1	0	0	1081	1	22	1	163	1	61	1	0	0	246	1	1327	1
Clay	8	0	35	0	24	0	0	0	67	0	0	0	7	0	3	0	0	0	10	0	77	0
Clayton	275	3	832	1	379	1	0	0	1486	1	80	4	395	2	126	1	0	0	601	2	2087	2
Clinch	15	0	87	0	53	0	0	0	155	0	6	0	30	0	9	0	0	0	45	0	200	0
Cobb	709	7	4776	8	2405	8	0	0	7890	8	153	7	1385	8	750	9	0	0	2288	8	10178	8
Coffee	49	0	299	0	151	0	0	0	499	0	2	0	84	0	42	0	0	0	128	0	627	0

(continued)

Probationer Statistical Profile

Sample: Active & admin probationers, not in facilities
Act probationers 07/22/2003

Requestor: Nancy Phillips, Statistician

County of conviction by current age & sex (continued)

County	M e n					W o m e n					Grand Total	%										
	age 00-21	age % 22-39	age % 40-98	age % UNKWN	Men % Total	age 00-21	age % 22-39	age % 40-98	age % UNKWN	Women % Total												
Colquit	86	1	432	1	233	1	0	0	751	1	7	0	100	1	42	0	0	0	149	1	900	1
Columbia	71	1	317	1	123	0	0	0	511	1	12	1	81	0	53	1	0	0	146	1	657	1
Cook	30	0	245	0	141	0	0	0	416	0	1	0	64	0	33	0	0	0	98	0	514	0
Coweta	112	1	444	1	219	1	0	0	775	1	21	1	162	1	76	1	0	0	259	1	1034	1
Crawford	16	0	65	0	29	0	0	0	110	0	3	0	9	0	9	0	0	0	21	0	131	0
Crisp	75	1	281	0	146	0	0	0	502	0	21	1	105	1	36	0	0	0	162	1	664	1
Dade	35	0	170	0	77	0	0	0	282	0	7	0	55	0	20	0	0	0	82	0	364	0
Dawson	17	0	133	0	78	0	0	0	228	0	3	0	55	0	34	0	0	0	92	0	320	0
Decatur	31	0	348	1	201	1	0	0	580	1	13	1	103	1	45	1	0	0	161	1	741	1
DeKalb	523	5	2833	5	1313	4	0	0	4669	5	131	6	847	5	353	4	0	0	1331	5	6000	5
Dodge	25	0	153	0	75	0	0	0	253	0	7	0	53	0	24	0	0	0	84	0	337	0
Dooly	20	0	126	0	57	0	0	0	203	0	2	0	29	0	17	0	0	0	48	0	251	0
Dougherty	297	3	2207	4	1181	4	0	0	3685	4	61	3	626	4	309	4	0	0	996	3	4681	4
Douglas	177	2	1486	2	862	3	0	0	2525	2	53	2	533	3	270	3	0	0	856	3	3381	3
Early	30	0	140	0	69	0	0	0	239	0	5	0	40	0	21	0	0	0	66	0	305	0
Echols	0	0	18	0	13	0	0	0	31	0	1	0	1	0	2	0	0	0	4	0	35	0
Effingham	45	0	210	0	101	0	0	0	356	0	12	1	69	0	40	0	0	0	121	0	477	0
Elbert	17	0	189	0	121	0	0	0	327	0	1	0	57	0	23	0	0	0	81	0	408	0
Emanuel	26	0	147	0	63	0	0	0	236	0	4	0	44	0	16	0	0	0	64	0	300	0
Evans	11	0	56	0	23	0	0	0	90	0	5	0	13	0	4	0	0	0	22	0	112	0
Fannin	22	0	183	0	139	0	0	0	344	0	6	0	70	0	27	0	0	0	103	0	447	0
Fayette	75	1	393	1	170	1	0	0	638	1	15	1	161	1	66	1	0	0	242	1	880	1
Floyd	111	1	906	1	554	2	0	0	1571	2	31	1	370	2	194	2	0	0	595	2	2166	2
Forsyth	72	1	403	1	228	1	0	0	703	1	7	0	141	1	62	1	0	0	210	1	913	1
Franklin	20	0	184	0	103	0	0	0	307	0	2	0	45	0	22	0	0	0	69	0	376	0
Fulton	641	6	4346	7	2123	7	0	0	7110	7	76	3	835	5	457	5	0	0	1368	5	8478	6
Gilmer	37	0	259	0	150	0	0	0	446	0	5	0	80	0	51	1	0	0	136	0	582	0
Glascokc	4	0	7	0	5	0	0	0	16	0	0	0	0	0	0	0	0	0	0	0	16	0
Glynn	114	1	591	1	302	1	0	0	1007	1	26	1	176	1	81	1	0	0	283	1	1290	1
Gordon	73	1	503	1	307	1	0	0	883	1	18	1	185	1	97	1	0	0	300	1	1183	1
Grady	35	0	240	0	128	0	0	0	403	0	5	0	46	0	31	0	0	0	82	0	485	0
Greene	39	0	222	0	86	0	0	0	347	0	5	0	46	0	19	0	0	0	70	0	417	0
Gwinnett	569	6	2972	5	1353	4	0	0	4894	5	132	6	884	5	395	5	0	0	1411	5	6305	5
Habersham	29	0	151	0	97	0	0	0	277	0	7	0	45	0	22	0	0	0	74	0	351	0
Hall	122	1	759	1	470	2	0	0	1351	1	36	2	292	2	145	2	0	0	473	2	1824	1

(continued)

Probationer Statistical Profile

Sample: Active & admin probationers, not in facilities
Act probationers 07/22/2003

Requestor: Nancy Phillips, Statistician

County of conviction by current age & sex (continued)

County	Men					Women					Grand Total	%									
	age 00-21	age %22-39	age %40-98	age %UNKWN	Men %Total	age 00-21	age %22-39	age %40-98	age %UNKWN	Women %Total											
Hancock	14	0	74	0	33	0	0	121	0	2	0	7	0	6	0	0	0	15	0	136	0
Haralson	16	0	178	0	151	0	0	345	0	5	0	41	0	29	0	0	0	75	0	420	0
Harris	35	0	121	0	67	0	0	223	0	4	0	21	0	15	0	0	0	40	0	263	0
Hart	13	0	149	0	64	0	0	226	0	2	0	27	0	21	0	0	0	50	0	276	0
Heard	7	0	47	0	35	0	0	89	0	2	0	13	0	8	0	0	0	23	0	112	0
Henry	201	2	895	1	344	1	0	1440	1	52	2	261	1	116	1	0	0	429	2	1869	1
Houston	143	1	799	1	410	1	0	1352	1	38	2	280	2	101	1	0	0	419	1	1771	1
Irwin	15	0	79	0	57	0	0	151	0	3	0	13	0	7	0	0	0	23	0	174	0
Jackson	53	1	344	1	181	1	0	578	1	10	0	107	1	55	1	0	0	172	1	750	1
Jasper	18	0	88	0	53	0	0	159	0	3	0	16	0	9	0	0	0	28	0	187	0
Jeff Davis	11	0	114	0	61	0	0	186	0	4	0	32	0	13	0	0	0	49	0	235	0
Jefferson	35	0	144	0	53	0	0	232	0	2	0	23	0	6	0	0	0	31	0	263	0
Jenkins	13	0	87	0	39	0	0	139	0	4	0	19	0	6	0	0	0	29	0	168	0
Johnson	10	0	109	0	37	0	0	156	0	0	0	16	0	10	0	0	0	26	0	182	0
Jones	46	0	230	0	123	0	0	399	0	7	0	45	0	27	0	0	0	79	0	478	0
Lamar	27	0	179	0	73	0	0	279	0	9	0	40	0	14	0	0	0	63	0	342	0
Lanier	14	0	114	0	58	0	0	186	0	5	0	12	0	9	0	0	0	26	0	212	0
Laurens	65	1	421	1	233	1	0	719	1	10	0	91	1	42	0	0	0	143	1	862	1
Lee	34	0	276	0	136	0	0	446	0	9	0	44	0	25	0	0	0	78	0	524	0
Liberty	34	0	150	0	49	0	0	233	0	3	0	42	0	21	0	0	0	66	0	299	0
Lincoln	11	0	58	0	33	0	0	102	0	1	0	7	0	13	0	0	0	21	0	123	0
Long	19	0	47	0	15	0	0	81	0	1	0	5	0	3	0	0	0	9	0	90	0
Lowndes	217	2	1106	2	436	1	0	1759	2	47	2	297	2	133	2	0	0	477	2	2236	2
Lumpkin	19	0	173	0	98	0	0	290	0	5	0	60	0	31	0	0	0	96	0	386	0
Macon	8	0	156	0	127	0	0	291	0	4	0	19	0	19	0	0	0	42	0	333	0
Madison	39	0	151	0	93	0	0	283	0	3	0	46	0	28	0	0	0	77	0	360	0
Marion	11	0	50	0	24	0	0	85	0	1	0	11	0	7	0	0	0	19	0	104	0
McDuffie	25	0	177	0	75	0	0	277	0	2	0	38	0	20	0	0	0	60	0	337	0
McIntosh	10	0	62	0	45	0	0	117	0	7	0	21	0	10	0	0	0	38	0	155	0
Meriwether	36	0	161	0	93	0	0	290	0	3	0	34	0	24	0	0	0	61	0	351	0
Miller	22	0	80	0	35	0	0	137	0	2	0	16	0	6	0	0	0	24	0	161	0
Mitchell	46	0	322	1	144	0	0	512	1	6	0	71	0	38	0	0	0	115	0	627	0
Monroe	17	0	208	0	85	0	0	310	0	4	0	56	0	22	0	0	0	82	0	392	0
Montgomery	13	0	62	0	27	0	0	102	0	0	0	11	0	9	0	0	0	20	0	122	0
Morgan	17	0	142	0	94	0	0	253	0	4	0	17	0	15	0	0	0	36	0	289	0

(continued)

Probationer Statistical Profile

Sample: Active & admin probationers, not in facilities
Act probationers 07/22/2003

Requestor: Nancy Phillips, Statistician

County of conviction by current age & sex (continued)

County	Men					Women					Grand Total	%										
	age 00-21	age %22-39	age %40-98	age %UNKWN	Men %Total	age 00-21	age %22-39	age %40-98	age %UNKWN	Women %Total												
Murray	29	0	149	0	69	0	0	0	247	0	5	0	48	0	18	0	0	0	71	0	318	0
Muscogee	262	3	1263	2	727	2	0	0	2252	2	82	4	518	3	244	3	0	0	844	3	3096	2
Newton	73	1	776	1	466	2	0	0	1315	1	21	1	175	1	123	1	0	0	319	1	1634	1
Oconee	18	0	71	0	40	0	0	0	129	0	4	0	23	0	9	0	0	0	36	0	165	0
Oglethorpe	12	0	79	0	44	0	0	0	135	0	1	0	12	0	10	0	0	0	23	0	158	0
Paulding	80	1	397	1	218	1	0	0	695	1	9	0	77	0	51	1	0	0	137	0	832	1
Peach	39	0	193	0	78	0	0	0	310	0	0	0	42	0	15	0	0	0	57	0	367	0
Pickens	27	0	164	0	104	0	0	0	295	0	3	0	65	0	33	0	0	0	101	0	396	0
Pierce	8	0	52	0	23	0	0	0	83	0	0	0	18	0	9	0	0	0	27	0	110	0
Pike	3	0	48	0	27	0	0	0	78	0	0	0	7	0	3	0	0	0	10	0	88	0
Polk	38	0	390	1	231	1	0	0	659	1	5	0	87	0	53	1	0	0	145	1	804	1
Pulaski	17	0	71	0	33	0	0	0	121	0	1	0	23	0	13	0	0	0	37	0	158	0
Putnam	24	0	212	0	126	0	0	0	362	0	5	0	37	0	27	0	0	0	69	0	431	0
Quitman	9	0	24	0	15	0	0	0	48	0	2	0	7	0	7	0	0	0	16	0	64	0
Rabun	24	0	83	0	62	0	0	0	169	0	6	0	18	0	22	0	0	0	46	0	215	0
Randolph	20	0	107	0	45	0	0	0	172	0	2	0	33	0	21	0	0	0	56	0	228	0
Richmond	282	3	1355	2	673	2	0	0	2310	2	70	3	527	3	228	3	0	0	825	3	3135	2
Rockdale	76	1	338	1	164	1	0	0	578	1	23	1	126	1	54	1	0	0	203	1	781	1
Schley	4	0	61	0	38	0	0	0	103	0	1	0	16	0	4	0	0	0	21	0	124	0
Screven	29	0	121	0	72	0	0	0	222	0	4	0	32	0	26	0	0	0	62	0	284	0
Seminole	17	0	126	0	66	0	0	0	209	0	2	0	34	0	10	0	0	0	46	0	255	0
Spalding	77	1	466	1	238	1	0	0	781	1	31	1	181	1	90	1	0	0	302	1	1083	1
Stephens	33	0	137	0	77	0	0	0	247	0	9	0	53	0	26	0	0	0	88	0	335	0
Stewart	6	0	87	0	47	0	0	0	140	0	1	0	12	0	15	0	0	0	28	0	168	0
Sumter	65	1	567	1	399	1	0	0	1031	1	13	1	176	1	88	1	0	0	277	1	1308	1
Talbot	7	0	49	0	27	0	0	0	83	0	0	0	4	0	6	0	0	0	10	0	93	0
Taliaferro	6	0	13	0	5	0	0	0	24	0	0	0	2	0	2	0	0	0	4	0	28	0
Tattnall	21	0	77	0	52	0	0	0	150	0	2	0	12	0	9	0	0	0	23	0	173	0
Taylor	9	0	85	0	37	0	0	0	131	0	1	0	10	0	6	0	0	0	17	0	148	0
Telfair	17	0	131	0	53	0	0	0	201	0	3	0	50	0	20	0	0	0	73	0	274	0
Terrell	20	0	162	0	48	0	0	0	230	0	11	1	36	0	18	0	0	0	65	0	295	0
Thomas	128	1	708	1	323	1	0	0	1159	1	12	1	180	1	74	1	0	0	266	1	1425	1
Tift	30	0	382	1	200	1	0	0	612	1	4	0	97	1	43	0	0	0	144	1	756	1
Toombs	30	0	164	0	88	0	0	0	282	0	8	0	64	0	28	0	0	0	100	0	382	0
Towns	5	0	51	0	25	0	0	0	81	0	1	0	15	0	6	0	0	0	22	0	103	0

(continued)

Probationer Statistical Profile

Sample: Active & admin probationers, not in facilities
Act probationers 07/22/2003

Requestor: Nancy Phillips, Statistician

County of conviction by current age & sex (continued)

County	Men					Women					Grand Total %										
	age 00-21	age %22-39	age %40-98	age %UNKWN	Men %Total	age 00-21	age %22-39	age %40-98	age %UNKWN	Women %Total											
Treutlen	12	0	73	0	52	0	0	137	0	2	0	14	0	15	0	0	0	31	0	168	0
Troup	105	1	472	1	227	1	0	804	1	20	1	179	1	76	1	0	0	275	1	1079	1
Turner	16	0	95	0	45	0	0	156	0	2	0	18	0	12	0	0	0	32	0	188	0
Twiggs	6	0	69	0	40	0	0	115	0	4	0	18	0	9	0	0	0	31	0	146	0
Union	16	0	67	0	50	0	0	133	0	7	0	22	0	21	0	0	0	50	0	183	0
Upson	46	0	157	0	67	0	0	270	0	10	0	47	0	20	0	0	0	77	0	347	0
Walker	69	1	407	1	204	1	0	680	1	13	1	121	1	61	1	0	0	195	1	875	1
Walton	87	1	700	1	415	1	0	1202	1	15	1	155	1	77	1	0	0	247	1	1449	1
Ware	32	0	231	0	131	0	0	394	0	7	0	76	0	32	0	0	0	115	0	509	0
Warren	6	0	46	0	31	0	0	83	0	0	0	2	0	1	0	0	0	3	0	86	0
Washington	30	0	124	0	57	0	0	211	0	2	0	32	0	19	0	0	0	53	0	264	0
Wayne	48	0	266	0	132	0	0	446	0	15	1	72	0	36	0	0	0	123	0	569	0
Webster	8	0	35	0	29	0	0	72	0	2	0	5	0	1	0	0	0	8	0	80	0
Wheeler	6	0	39	0	25	0	0	70	0	1	0	7	0	7	0	0	0	15	0	85	0
White	17	0	120	0	92	0	0	229	0	1	0	42	0	20	0	0	0	63	0	292	0
Whitfield	105	1	679	1	308	1	0	1092	1	35	2	264	1	120	1	0	0	419	1	1511	1
Wilcox	10	0	52	0	19	0	0	81	0	0	0	9	0	4	0	0	0	13	0	94	0
Wilkes	15	0	81	0	47	0	0	143	0	1	0	17	0	11	0	0	0	29	0	172	0
Wilkinson	6	0	82	0	44	0	0	132	0	3	0	21	0	13	0	0	0	37	0	169	0
Worth	29	0	190	0	92	0	0	311	0	2	0	23	0	24	0	0	0	49	0	360	0
Out of state	186	2	1521	2	628	2	0	2335	2	49	2	492	3	196	2	0	0	737	3	3072	2
Total reported	10265		60889		30764		0	101918		2184		17782		8614		0		28580		130498	
Percent Reported	100.0		100.0		100.0			100.0		100.0		100.0		100.0				100.0		100.0	
Not reported	0		4		2		0	6		0		0		2		0		2		8	
Total	10265		60893		30766		0	101924		2184		17782		8616		0		28582		130506	

Probationer Statistical Profile

Sample: Active & admin probationers, not in facilities
Act probationers 07/22/2003

Requestor: Nancy Phillips, Statistician

Circuit of conviction by current age & sex

Circuit of conv	Men					Women					Grand Total	%
	age 00-21	age 22-39	age 40-98	UNKWN	Total	age 00-21	age 22-39	age 40-98	UNKWN	Total		
Alapaha	104	700	396	0	1200	26	165	82	0	273	1473	1
Alcovy	160	1476	881	0	2517	36	330	200	0	566	3083	2
Atlanta	641	4359	2137	0	7137	77	838	459	0	1374	8511	7
Atlantic	124	488	227	0	839	24	118	64	0	206	1045	1
Augusta	385	1801	855	0	3041	84	637	296	0	1017	4058	3
Blue Ridge	188	929	456	0	1573	36	270	143	0	449	2022	2
Brunswick	236	1329	633	0	2198	59	362	164	0	585	2783	2
Chattahoochee	334	1619	903	0	2856	89	577	282	0	948	3804	3
Cherokee	186	1482	834	0	2502	52	495	237	0	784	3286	3
Clayton	275	830	377	0	1482	80	394	126	0	600	2082	2
Cobb	709	4772	2400	0	7881	153	1383	749	0	2285	10166	8
Conasauga	134	828	377	0	1339	40	312	138	0	490	1829	1
Cordele	130	658	320	0	1108	35	201	81	0	317	1425	1
Coweta	362	1640	812	0	2814	73	548	260	0	881	3695	3
Dougherty	297	2207	1181	0	3685	61	626	309	0	996	4681	4
Dublin	93	672	362	0	1127	16	139	76	0	231	1358	1
Eastern	380	1704	837	0	2921	89	643	300	0	1032	3953	3
Flint	201	895	344	0	1440	52	261	116	0	429	1869	1
Griffin	201	1064	502	0	1767	56	396	179	0	631	2398	2
Gwinnett	569	2971	1353	0	4893	132	884	395	0	1411	6304	5
Houston	143	799	410	0	1352	38	280	101	0	419	1771	1
Lookout Mountain	185	1165	550	0	1900	48	362	169	0	579	2479	2
Macon	307	1955	945	0	3207	48	595	283	0	926	4133	3
Middle	136	640	301	0	1077	18	187	84	0	289	1366	1
Mountain	86	371	236	0	693	22	116	70	0	208	901	1
Northeastern	139	892	548	0	1579	39	347	179	0	565	2144	2
Northern	101	752	425	0	1278	9	187	104	0	300	1578	1
Ocmulgee	278	1652	842	0	2772	42	330	204	0	576	3348	3
Oconee	114	594	264	0	972	19	182	92	0	293	1265	1
Ogeechee	206	955	382	0	1543	40	259	113	0	412	1955	2
Pataula	126	674	302	0	1102	24	173	86	0	283	1385	1
Piedmont	117	767	459	0	1343	34	245	127	0	406	1749	1
Rome	111	906	554	0	1571	31	370	194	0	595	2166	2
South Georgia	121	1035	529	0	1685	25	245	123	0	393	2078	2

(continued)

Probationer Statistical Profile

Sample: Active & admin probationers, not in facilities
Act probationers 07/22/2003

Requestor: Nancy Phillips, Statistician

Circuit of conviction by current age & sex (continued)

Circuit of conv	Men					Women					Grand Total %	
	age 00-21	age 22-39	age 40-98	age UNKWN	Men Total %	age 00-21	age 22-39	age 40-98	age UNKWN	Women Total %		
Southern	457	52397	41063	40	003917	469	3600	3265	30	00934	34851	4
Southwestern	125	1182	2776	30	002083	230	1272	2152	20	00454	22537	2
Stone Mountain	523	52833	51313	40	004669	5131	6847	5353	40	001331	56000	5
Tallapoosa	54	1568	1382	10	001004	110	0128	182	10	00220	11224	1
Tifton	90	1746	1394	10	001230	111	1151	186	10	00248	11478	1
Toombs	67	1382	1196	10	00645	14	066	047	10	00117	0762	1
Waycross	122	1765	1402	10	001289	113	1214	1100	10	00327	11616	1
Western	159	2746	1305	10	001210	126	1186	170	10	00282	11492	1
Rockdale	76	1338	1164	10	00578	123	1126	154	10	00203	1781	1
Douglas	177	21486	3862	30	002525	353	2533	3270	30	00856	33381	3
Appalachian	86	1606	1393	10	001085	114	1215	1111	10	00340	11425	1
Enotah	57	1411	1265	10	00733	114	1139	178	10	00231	1964	1
Bell-Forsyth	72	1403	1228	10	00703	70	1141	162	10	00210	1913	1
Towaliga	69	1584	1265	10	00918	116	1152	163	10	00231	11149	1
Paulding	80	1397	1218	10	00695	90	77	051	10	00137	0832	1
OUT OF STATE	186	21521	3629	20	002336	249	2492	3196	20	00737	33073	2
Total reported	10279	60946	30789	0	102014	2186	17796	8625	0	28607	130621	
Percent Reported	100.1	100.1	100.1		100.1	100.1	100.1	100.1		100.1	100.1	
NOT REPORTED	92	712	377	0	1181	26	175	87	0	288	1469	
Total	10265	60893	30766	0	101924	2184	17782	8616	0	28582	130506	

Probationer Statistical Profile

Sample: Active & admin probationers, not in facilities
Act probationers 07/22/2003

Requestor: Nancy Phillips, Statistician

Circuit of supervision by current age & sex

Circuit of supv	Men					Women					Grand Total	%
	age 00-21	age 22-39	age 40-98	UNKWN	Total	age 00-21	age 22-39	age 40-98	UNKWN	Total		
Alapaha	92	712	377	0	1181	26	175	87	0	288	1469	1
Alcovy	149	1435	831	0	2415	39	326	198	0	563	2978	2
Atlanta	787	5411	2555	0	8753	119	1201	616	0	1936	10689	8
Atlantic	133	507	232	0	872	29	140	63	0	232	1104	1
Augusta	390	1925	898	0	3213	84	640	299	0	1023	4236	3
Blue Ridge	168	892	455	0	1515	39	267	147	0	453	1968	2
Brunswick	247	1389	663	0	2299	62	404	178	0	644	2943	2
Chattahoochee	324	1641	919	0	2884	92	583	291	0	966	3850	3
Cherokee	194	1540	837	0	2571	55	494	238	0	787	3358	3
Clayton	268	951	426	0	1645	81	435	143	0	659	2304	2
Cobb	698	4432	2171	0	7301	123	1230	642	0	1995	9296	7
Conasauga	148	929	433	0	1510	42	335	143	0	520	2030	2
Cordele	127	603	315	0	1045	30	184	72	0	286	1331	1
Coweta	369	1718	874	0	2961	81	606	272	0	959	3920	3
Dougherty	297	2235	1190	0	3722	69	615	306	0	990	4712	4
Dublin	95	671	358	0	1124	14	149	81	0	244	1368	1
Eastern	388	1775	850	0	3013	89	633	302	0	1024	4037	3
Flint	178	851	375	0	1404	45	253	111	0	409	1813	1
Griffin	193	1039	498	0	1730	51	384	173	0	608	2338	2
Gwinnett	580	2895	1258	0	4733	137	882	371	0	1390	6123	5
Houston	141	717	370	0	1228	35	247	92	0	374	1602	1
Lookout Mountain	181	1187	582	0	1950	42	379	186	0	607	2557	2
Macon	320	2165	1021	0	3506	55	640	315	0	1010	4516	3
Middle	134	635	327	0	1096	17	187	92	0	296	1392	1
Mountain	94	399	258	0	751	19	125	81	0	225	976	1
Northeastern	147	969	563	0	1679	41	366	193	0	600	2279	2
Northern	102	792	436	0	1330	10	209	115	0	334	1664	1
Ocmulgee	255	1511	796	0	2562	42	329	190	0	561	3123	2
Oconee	108	567	260	0	935	21	179	92	0	292	1227	1
Ogeechee	171	863	390	0	1424	36	241	106	0	383	1807	1
Pataula	124	684	299	0	1107	21	185	90	0	296	1403	1
Piedmont	126	757	465	0	1348	28	242	125	0	395	1743	1
Rome	111	902	542	0	1555	36	365	193	0	594	2149	2
South Georgia	124	1029	553	0	1706	26	255	122	0	403	2109	2

(continued)

Probationer Statistical Profile

Sample: Active & admin probationers, not in facilities
Act probationers 07/22/2003

Requestor: Nancy Phillips, Statistician

Circuit of supervision by current age & sex (continued)

Circuit of supv	M e n					W o m e n					Grand Total	%										
	age	age	age	age	Men	age	age	age	age	Women												
	00-21	%22-39	%40-98	%UNKWN	%Total	00-21	%22-39	%40-98	%UNKWN	%Total	%	%										
Southern	456	4	2412	4	1100	4	0	0	3968	4	73	3	597	3	264	3	0	0	934	3	4902	4
Southwestern	119	1	1123	2	731	2	0	0	1973	2	26	1	271	2	153	2	0	0	450	2	2423	2
Stone Mountain	570	6	3213	5	1429	5	0	0	5212	5	146	7	935	5	395	5	0	0	1476	5	6688	5
Tallapoosa	60	1	599	1	392	1	0	0	1051	1	9	0	154	1	95	1	0	0	258	1	1309	1
Tifton	101	1	785	1	403	1	0	0	1289	1	9	0	163	1	100	1	0	0	272	1	1561	1
Toombs	65	1	373	1	194	1	0	0	632	1	3	0	72	0	43	0	0	0	118	0	750	1
Waycross	134	1	772	1	423	1	0	0	1329	1	16	1	215	1	102	1	0	0	333	1	1662	1
Western	154	2	765	1	329	1	0	0	1248	1	31	1	162	1	68	1	0	0	261	1	1509	1
Rockdale	77	1	384	1	181	1	0	0	642	1	28	1	134	1	54	1	0	0	216	1	858	1
Douglas	150	1	1254	2	727	2	0	0	2131	2	34	2	422	2	221	3	0	0	677	2	2808	2
Appalachian	87	1	621	1	406	1	0	0	1114	1	18	1	215	1	113	1	0	0	346	1	1460	1
Enotah	60	1	407	1	276	1	0	0	743	1	10	0	140	1	78	1	0	0	228	1	971	1
Bell-Forsyth	60	1	355	1	219	1	0	0	634	1	8	0	130	1	58	1	0	0	196	1	830	1
Towaliga	64	1	519	1	272	1	0	0	855	1	15	1	155	1	73	1	0	0	243	1	1098	1
Paulding	93	1	468	1	262	1	0	0	823	1	14	1	112	1	65	1	0	0	191	1	1014	1
Total reported	10213		60778		30721		0		101712		2176		17762		8607		0		28545		130257	

Probationer Statistical Profile

Sample: Active & admin probationers, not in facilities
Act probationers 07/22/2003

Requestor: Nancy Phillips, Statistician

Sentence length in years by current age & sex

Sentence (in years)	M e n					W o m e n					Grand Total %
	age 00-21	age %22-39	age %40-98	age %UNKWN	Men %Total	age 00-21	age %22-39	age %40-98	age %UNKWN	Women %Total	
0-1	31 0	231 0	126 0	0 0	388 0	11 1	72 0	28 0	0 0	111 0	499 0
1.1-2	231 2	1312 2	605 2	0 0	2148 2	64 3	341 2	176 2	0 0	581 2	2729 2
2.1-3	925 9	3245 5	1433 5	0 0	5603 6	297 14	1200 7	461 5	0 0	1958 7	7561 6
3.1-4	1427 14	5430 9	2506 8	0 0	9363 9	454 21	2277 13	816 9	0 0	3547 12	12910 10
4.1-5	1241 12	6556 11	2958 10	0 0	10755 11	228 10	1850 10	822 10	0 0	2900 10	13655 10
5.1-6	3758 37	18900 31	8728 28	0 0	31386 31	769 35	5897 33	2576 30	0 0	9242 32	40628 31
6.1-7	353 3	2684 4	1300 4	0 0	4337 4	64 3	744 4	364 4	0 0	1172 4	5509 4
7.1-8	461 4	3697 6	1701 6	0 0	5859 6	54 2	896 5	439 5	0 0	1389 5	7248 6
8.1-9	315 3	2876 5	1488 5	0 0	4679 5	42 2	750 4	439 5	0 0	1231 4	5910 5
9.1-10	169 2	1532 3	905 3	0 0	2606 3	25 1	383 2	208 2	0 0	616 2	3222 2
10.1-12	1097 11	9751 16	5197 17	0 0	16045 16	152 7	2626 15	1576 18	0 0	4354 15	20399 16
12.1-15	67 1	1175 2	901 3	0 0	2143 2	9 0	195 1	173 2	0 0	377 1	2520 2
15.1-20	133 1	2007 3	1496 5	0 0	3636 4	11 1	333 2	298 3	0 0	642 2	4278 3
20.1-OVER	57 1	1487 2	1368 4	0 0	2912 3	4 0	218 1	237 3	0 0	459 2	3371 3
INDEFINITE	0 0	0 0	0 0	0 0	0 0	0 0	0 0	0 0	0 0	0 0	0 0
Total reported	10265	60883	30712	0	101860	2184	17782	8613	0	28579	130439
Percent Reported	100.0	100.0	99.8		99.9	100.0	100.0	100.0		100.0	99.9
NOT REPORTED	0	10	54	0	64	0	0	3	0	3	67
Total	10265	60893	30766	0	101924	2184	17782	8616	0	28582	130506
AVERAGE EXCLUDING INDEFINITE	5.40	6.71	7.45	.00	6.80	4.64	6.03	6.91	.00	6.19	6.66

Probationer Statistical Profile

Sample: Active & admin probationers, not in facilities
Act probationers 07/22/2003

Requestor: Nancy Phillips, Statistician

Time served in years by current age & sex

Time served (in yrs)	M e n					W o m e n					Grand Total %
	age 00-21	age %22-39	age %40-98	age %UNKWN	Men %Total	age 00-21	age %22-39	age %40-98	age %UNKWN	Women %Total	
0-1	5268 51	17730 29	7871 26	0 0	30869 30	1119 51	5582 31	2165 25	0 0	8866 31	39735 30
1.1-2	3074 30	14272 23	6371 21	0 0	23717 23	701 32	4375 25	1881 22	0 0	6957 24	30674 24
2.1-3	1365 13	10122 17	4750 15	0 0	16237 16	284 13	3092 17	1425 17	0 0	4801 17	21038 16
3.1-4	461 4	7244 12	3816 12	0 0	11521 11	71 3	1995 11	1047 12	0 0	3113 11	14634 11
4.1-5	76 1	5227 9	2820 9	0 0	8123 8	9 0	1341 8	800 9	0 0	2150 8	10273 8
5.1-6	11 0	2109 3	1161 4	0 0	3281 3	0 0	518 3	368 4	0 0	886 3	4167 3
6.1-7	3 0	1399 2	817 3	0 0	2219 2	0 0	311 2	237 3	0 0	548 2	2767 2
7.1-8	2 0	916 2	648 2	0 0	1566 2	0 0	210 1	182 2	0 0	392 1	1958 2
8.1-9	0 0	631 1	499 2	0 0	1130 1	0 0	132 1	118 1	0 0	250 1	1380 1
9.1-10	2 0	454 1	401 1	0 0	857 1	0 0	99 1	127 1	0 0	226 1	1083 1
10.1-12	0 0	376 1	518 2	0 0	894 1	0 0	58 0	92 1	0 0	150 1	1044 1
12.1-15	1 0	258 0	569 2	0 0	828 1	0 0	45 0	91 1	0 0	136 0	964 1
15.1-20	0 0	96 0	359 1	0 0	455 0	0 0	14 0	51 1	0 0	65 0	520 0
20.1-OVER	1 0	57 0	164 1	0 0	222 0	0 0	9 0	32 0	0 0	41 0	263 0
Total reported	10264	60891	30764	0	101919	2184	17781	8616	0	28581	130500
Percent Reported	100.0	100.0	100.0		100.0	100.0	100.0	100.0		100.0	100.0
NOT REPORTED	1	2	2	0	5	0	1	0	0	1	6
Total	10265	60893	30766	0	101924	2184	17782	8616	0	28582	130506
AVERAGE TIME SERVED	1.20	2.54	3.37	.00	2.66	1.15	2.28	3.17	.00	2.46	2.61

Probationer Statistical Profile

Sample: Active & admin probationers, not in facilities
Act probationers 07/22/2003

Requestor: Nancy Phillips, Statistician

Time left to serve by current age & sex

Time left (in years)	M e n					W o m e n					Grand Total %
	age 00-21	age %22-39	age %40-98	age %UNKWN	Men %Total	age 00-21	age %22-39	age %40-98	age %UNKWN	Women %Total	
0-1	838 8	10038 16	5282 17	0 0	16158 16	275 13	3107 17	1549 18	0 0	4931 17	21089 16
1.1-2	1449 14	9966 16	5138 17	0 0	16553 16	411 19	3185 18	1511 18	0 0	5107 18	21660 17
2.1-3	1794 17	9724 16	4777 16	0 0	16295 16	448 21	2990 17	1371 16	0 0	4809 17	21104 16
3.1-4	1887 18	8485 14	3997 13	0 0	14369 14	341 16	2542 14	1164 14	0 0	4047 14	18416 14
4.1-5	1972 19	7466 12	3445 11	0 0	12883 13	404 18	2216 12	967 11	0 0	3587 13	16470 13
5.1-6	360 4	3214 5	1548 5	0 0	5122 5	46 2	805 5	452 5	0 0	1303 5	6425 5
6.1-7	433 4	2901 5	1539 5	0 0	4873 5	58 3	742 4	378 4	0 0	1178 4	6051 5
7.1-8	417 4	2447 4	1277 4	0 0	4141 4	39 2	654 4	357 4	0 0	1050 4	5191 4
8.1-9	405 4	2041 3	1021 3	0 0	3467 3	71 3	549 3	290 3	0 0	910 3	4377 3
9.1-10	449 4	1745 3	893 3	0 0	3087 3	69 3	533 3	232 3	0 0	834 3	3921 3
10.1-12	54 1	876 1	517 2	0 0	1447 1	4 0	112 1	84 1	0 0	200 1	1647 1
12.1-15	135 1	1051 2	593 2	0 0	1779 2	13 1	193 1	113 1	0 0	319 1	2098 2
15.1-20	64 1	600 1	441 1	0 0	1105 1	5 0	109 1	88 1	0 0	202 1	1307 1
20.1-OVER	6 0	314 1	234 1	0 0	554 1	0 0	40 0	54 1	0 0	94 0	648 0
INDEFINITE	0 0	0 0	0 0	0 0	0 0	0 0	0 0	0 0	0 0	0 0	0 0
NONE	2 0	15 0	7 0	0 0	24 0	0 0	5 0	3 0	0 0	8 0	32 0
Total reported	10265	60883	30709	0	101857	2184	17782	8613	0	28579	130436
Percent Reported	100.0	100.0	99.8		99.9	100.0	100.0	100.0		100.0	99.9
NOT REPORTED	0	10	57	0	67	0	0	3	0	3	70
Total	10265	60893	30766	0	101924	2184	17782	8616	0	28582	130506
AVERAGE EXCLUDING INDEFINITE, NONE	4.12	3.94	4.08	.00	4.00	3.42	3.58	3.81	.00	3.64	3.92

Probationer Statistical Profile

Sample: Active & admin probationers, not in facilities
Act probationers 07/22/2003

Requestor: Nancy Phillips, Statistician

Case type by current age & sex

Case type	M e n					W o m e n					Grand Total %											
	age 00-21	age % 22-39	age % 40-98	age % UNKWN	Men % Total	age 00-21	age % 22-39	age % 40-98	age % UNKWN	Women % Total												
PRESENTENCE	0	0	0	0	0	0	0	0	0	0	0	0										
SPLIT SENTENCE	159	2	5884	10	4630	15	0	0	10673	10	19	1	692	4	591	7	0	0	1302	5	11975	9
STRAIGHT SENTENCE	9920	97	53457	88	25445	83	0	0	88822	87	2112	97	16585	93	7817	91	0	0	26514	93	115336	88
ABANDONMENT&BASTARDY	0	0	10	0	54	0	0	0	64	0	0	0	1	0	2	0	0	0	3	0	67	0
OUT OF STATE PROB	186	2	1534	3	631	2	0	0	2351	2	49	2	492	3	199	2	0	0	740	3	3091	2
OUT OF STATE A&B	0	0	0	0	1	0	0	0	1	0	0	0	1	0	0	0	0	0	1	0	2	0
SUSPENDED SENTENCE	0	0	8	0	5	0	0	0	13	0	4	0	11	0	7	0	0	0	22	0	35	0
Total reported	10265		60893		30766		0		101924		2184		17782		8616		0		28582		130506	
Percent Reported	100.0		100.0		100.0		100.0		100.0		100.0		100.0		100.0		100.0		100.0		100.0	
NOT REPORTED	0		0		0		0		0		0		0		0		0		0		0	
Total	10265		60893		30766		0		101924		2184		17782		8616		0		28582		130506	

Probationer Statistical Profile

Sample: Active & admin probationers, not in facilities
Act probationers 07/22/2003

Requestor: Nancy Phillips, Statistician

Release type by current age & sex

Release type	M e n					W o m e n					Grand Total %	
	age 00-21	age % 22-39	age % 40-98	age % UNKWN	Men % Total	age 00-21	age % 22-39	age % 40-98	age % UNKWN	Women % Total		
TRANSF OUT OF STATE	0 0	0 0	0 0	0 0	0 0	0 0	0 0	0 0	0 0	0 0	0 0	0 0
REVOKED (TECHNICAL)	0 0	0 0	0 0	0 0	0 0	0 0	0 0	0 0	0 0	0 0	0 0	0 0
REVOKED (NEW SENT)	0 0	0 0	0 0	0 0	0 0	0 0	0 0	0 0	0 0	0 0	0 0	0 0
REVOKED (NEW CRIME)	0 0	0 0	0 0	0 0	0 0	0 0	0 0	0 0	0 0	0 0	0 0	0 0
ABSCONDED (TOLLED)	0 0	0 0	0 0	0 0	0 0	0 0	0 0	0 0	0 0	0 0	0 0	0 0
ABSCONDED (NON-TOLL)	0 0	0 0	0 0	0 0	0 0	0 0	0 0	0 0	0 0	0 0	0 0	0 0
TERMINATED BY COURT	0 0	0 0	0 0	0 0	0 0	0 0	0 0	0 0	0 0	0 0	0 0	0 0
OUT OF STATE TERM	0 0	0 0	0 0	0 0	0 0	0 0	0 0	0 0	0 0	0 0	0 0	0 0
DEATH	0 0	0 0	0 0	0 0	0 0	0 0	0 0	0 0	0 0	0 0	0 0	0 0
FINAN OBLIG COMPLETE	0 0	0 0	0 0	0 0	0 0	0 0	0 0	0 0	0 0	0 0	0 0	0 0
OTHER	0 0	0 0	0 0	0 0	0 0	0 0	0 0	0 0	0 0	0 0	0 0	0 0
NORMAL RELEASE	0 0	0 0	0 0	0 0	0 0	0 0	0 0	0 0	0 0	0 0	0 0	0 0
A & B SPECIAL TERM	0 0	0 0	0 0	0 0	0 0	0 0	0 0	0 0	0 0	0 0	0 0	0 0
INDEP JURISDICTION	0 0	0 0	0 0	0 0	0 0	0 0	0 0	0 0	0 0	0 0	0 0	0 0
ACTIVE	10265100	60893100	30766100	0 0	101924100	2184100	17782100	8616100	0 0	28582100	130506100	
Total reported	10265	60893	30766	0	101924	2184	17782	8616	0	28582	130506	
Percent Reported	100.0	100.0	100.0		100.0	100.0	100.0	100.0		100.0	100.0	
NOT REPORTED	0	0	0	0	0	0	0	0	0	0	0	0
Total	10265	60893	30766	0	101924	2184	17782	8616	0	28582	130506	

Probationer Statistical Profile

Sample: Active & admin probationers, not in facilities
Act probationers 07/22/2003

Requestor: Nancy Phillips, Statistician

First offender status by current age & sex

1stOffndr	M e n					W o m e n					Grand Total %
	age 00-21	age % 22-39	age % 40-98	age % UNKWN	Men % Total	age 00-21	age % 22-39	age % 40-98	age % UNKWN	Women % Total	
FIRST OFFNDR STATUS	5584 54	16811 28	5052 16	0 0	27447 27	1521 70	7508 42	2626 30	0 0	11655 41	39102 30
NO FIRST OFFNDR STAT	4681 46	44082 72	25714 84	0 0	74477 73	663 30	10274 58	5990 70	0 0	16927 59	91404 70
Total reported	10265	60893	30766	0	101924	2184	17782	8616	0	28582	130506
Percent Reported	100.0	100.0	100.0		100.0	100.0	100.0	100.0		100.0	100.0
NOT REPORTED	0	0	0	0	0	0	0	0	0	0	0
Total	10265	60893	30766	0	101924	2184	17782	8616	0	28582	130506

Probationer Statistical Profile

Sample: Active & admin probationers, not in facilities
Act probationers 07/22/2003

Requestor: Nancy Phillips, Statistician

Type probationer by current age & sex

Type probationer	M e n					W o m e n					Grand Total %
	age 00-21	age % 22-39	age % 40-98	age % UNKWN	Men % Total	age 00-21	age % 22-39	age % 40-98	age % UNKWN	Women % Total	
MISDEMEANANT	117 1	693 1	395 1	0 0	1205 1	18 1	196 1	123 1	0 0	337 1	1542 1
FELON	10148 99	60182 99	30311 99	0 0	100641 99	2162 99	17573 99	8484 98	0 0	28219 99	128860 99
ABANDONMENT&BASTARDY	0 0	10 0	55 0	0 0	65 0	0 0	2 0	2 0	0 0	4 0	69 0
SUSPENDED SENTENCE	0 0	8 0	5 0	0 0	13 0	4 0	11 0	7 0	0 0	22 0	35 0
Total reported	10265	60893	30766	0	101924	2184	17782	8616	0	28582	130506
Percent Reported	100.0	100.0	100.0		100.0	100.0	100.0	100.0		100.0	100.0
NOT REPORTED	0	0	0	0	0	0	0	0	0	0	0
Total	10265	60893	30766	0	101924	2184	17782	8616	0	28582	130506

Probationer Statistical Profile

Sample: Active & admin probationers, not in facilities
Act probationers 07/22/2003

Requestor: Nancy Phillips, Statistician

Most serious crime by group by current age & sex

Crime group	Men				Women				Grand Total	%												
	age 00-21	age % 22-39	age % 40-98	age % UNKWN	Men % Total	age % 00-21	age % 22-39	age % 40-98			age % UNKWN	Women % Total										
HOMICIDE	17	0	337	1	266	1	0	0	620	1	5	0	95	1	87	1	0	0	187	1	807	1
ABORTION	0	0	2	0	0	0	0	0	2	0	0	0	1	0	0	0	0	0	1	0	3	0
BODILY INJRY&REL OFF	666	6	6268	10	4099	13	0	0	11033	11	164	8	1214	7	570	7	0	0	1948	7	12981	10
ARSON & REL OFF	35	0	270	0	179	1	0	0	484	0	10	0	85	0	74	1	0	0	169	1	653	1
DAMAGE OF PROPERTY	255	2	716	1	221	1	0	0	1192	1	55	3	186	1	57	1	0	0	298	1	1490	1
BURGLARY & REL OFF	1685	16	6087	10	1864	6	0	0	9636	9	116	5	603	3	207	2	0	0	926	3	10562	8
FORGERY & REL OFF	583	6	4770	8	2182	7	0	0	7535	7	492	23	4422	25	1644	19	0	0	6558	23	14093	11
THEFT	2208	22	8565	14	3773	12	0	0	14546	14	621	28	3961	22	1688	20	0	0	6270	22	20816	16
ROBBERY	295	3	1726	3	516	2	0	0	2537	2	35	2	181	1	52	1	0	0	268	1	2805	2
SEXUAL OFFENSES	501	5	2541	4	2305	7	0	0	5347	5	13	1	120	1	56	1	0	0	189	1	5536	4
OBSCENITY CRIMES	0	0	6	0	11	0	0	0	17	0	0	0	1	0	1	0	0	0	2	0	19	0
TREASON & REL OFF	7	0	47	0	16	0	0	0	70	0	7	0	28	0	7	0	0	0	42	0	112	0
CRIMES INVOLVNG GOVT	189	2	1310	2	496	2	0	0	1995	2	44	2	411	2	234	3	0	0	689	2	2684	2
FALSIFICATIONS	35	0	203	0	96	0	0	0	334	0	17	1	139	1	41	0	0	0	197	1	531	0
OBSTRUCT LAW ENFORCE	25	0	211	0	103	0	0	0	339	0	15	1	92	1	32	0	0	0	139	0	478	0
DISORDERLY CONDUCT	72	1	227	0	86	0	0	0	385	0	5	0	29	0	15	0	0	0	49	0	434	0
GAMBLING & REL OFF	6	0	49	0	31	0	0	0	86	0	2	0	17	0	10	0	0	0	29	0	115	0
CRUELTY TO CHILDREN	30	0	579	1	401	1	0	0	1010	1	18	1	449	3	163	2	0	0	630	2	1640	1
CRIMES WITH GUNS	225	2	1918	3	1329	4	0	0	3472	3	25	1	130	1	91	1	0	0	246	1	3718	3
INVASION PRIVACY	4	0	97	0	57	0	0	0	158	0	0	0	2	0	1	0	0	0	3	0	161	0
RACKETEERING	1	0	14	0	18	0	0	0	33	0	0	0	6	0	9	0	0	0	15	0	48	0
DRUG ABUSE OFFENSES	3158	31	22007	36	10037	33	0	0	35202	35	487	22	4984	28	3112	36	0	0	8583	30	43785	34
DRUG TRAFFICKING	18	0	290	0	232	1	0	0	540	1	8	0	74	0	65	1	0	0	147	1	687	1
AUTO CRIMES	17	0	1382	2	1717	6	0	0	3116	3	0	0	116	1	156	2	0	0	272	1	3388	3
REVENUE & CONTRABAND	2	0	4	0	6	0	0	0	12	0	0	0	2	0	4	0	0	0	6	0	18	0
CRIMES OF OTH STATES	35	0	224	0	103	0	0	0	362	0	12	1	90	1	36	0	0	0	138	0	500	0
MISC. FELONIES	74	1	329	1	163	1	0	0	566	1	12	1	133	1	67	1	0	0	212	1	778	1
MISDEMEANORS	117	1	700	1	446	1	0	0	1263	1	20	1	205	1	131	2	0	0	356	1	1619	1
Total reported	10260		60879		30753		0		101892		2183		17776		8610		0		28569		130461	
Percent Reported	100.0		100.0		100.0				100.0		100.0		100.0		99.9				100.0		100.0	
NOT REPORTED	5		14		13		0		32		1		6		6		0		13		45	
Total	10265		60893		30766		0		101924		2184		17782		8616		0		28582		130506	

Probationer Statistical Profile

Sample: Active & admin probationers, not in facilities
Act probationers 07/22/2003

Requestor: Nancy Phillips, Statistician

Most serious offense by current age & sex

Most serious offense	Men					Women					Grand Total	%	
	age 00-21	age % 22-39	age % 40-98	age % UNKWN	Men % Total	age 00-21	age % 22-39	age % 40-98	age % UNKWN	Women % Total			
Misdemeanors													
abandonment	0	0	7	0	50	0	0	1	0	1	0	2	59
non-support	0	0	0	0	1	0	0	1	0	0	0	1	2
stalking	0	0	2	0	5	0	0	7	0	0	0	2	9
assault & battery	4	0	14	0	5	0	0	23	0	1	0	2	25
atmpt murder	0	0	1	0	1	0	0	2	0	0	0	0	2
aggravated assault	0	0	18	0	11	0	0	29	0	7	0	12	41
simple assault	1	0	16	0	15	0	0	32	0	2	0	2	34
simple battery	7	0	60	0	40	0	0	107	0	4	0	17	124
shooting at another	0	0	2	0	1	0	0	3	0	0	0	0	3
wife beating	0	0	2	0	0	0	0	2	0	0	0	0	2
concealing a death	0	0	1	0	0	0	0	1	0	0	0	0	1
fleeing and eluding	1	0	0	0	1	0	0	2	0	0	0	0	2
leave scene had inju	0	0	1	0	1	0	0	2	0	1	0	1	3
crmnl intfer govt pr	0	0	4	0	0	0	0	4	0	0	0	0	4
reckless conduct	3	0	5	0	0	0	0	8	0	3	0	3	11
disorderly conduct	0	0	1	0	4	0	0	5	0	0	2	2	7
larceny	1	0	2	0	1	0	0	4	0	0	0	0	4
receiving stolen goo	1	0	9	0	0	0	0	10	0	3	0	3	13
theft by taking	12	0	46	0	26	0	0	84	0	2	0	42	126
robbery	3	0	7	0	1	0	0	11	0	3	0	3	14
burglary	2	0	24	0	4	0	0	30	0	1	0	3	33
alter id	0	0	1	0	0	0	0	1	0	0	0	0	1
cheating & swindling	0	0	0	0	1	0	0	1	0	0	0	0	1
bad checks	0	0	19	0	14	0	0	33	0	20	0	41	74
fraudulent checks	0	0	3	0	1	0	0	4	0	5	0	5	9
lottery	0	0	1	0	0	0	0	1	0	0	0	0	1
forgery	0	0	11	0	2	0	0	13	0	10	0	12	25
worthless checks	0	0	1	0	0	0	0	1	0	3	0	6	7
s/d of narcotics	3	0	8	0	0	0	0	11	0	0	0	0	11
s/d dep,stim,cntrf d	0	0	3	0	1	0	0	4	0	0	0	0	4
abusive language	0	0	0	0	1	0	0	1	0	0	0	0	1
s/d of lsd	0	0	1	0	0	0	0	1	0	1	0	1	2
s/d of marijuana	0	0	8	0	2	0	0	10	0	0	0	0	10

(continued)

Probationer Statistical Profile

Sample: Active & admin probationers, not in facilities
Act probationers 07/22/2003

Requestor: Nancy Phillips, Statistician

Most serious offense by current age & sex (continued)

Most serious offense	Men					Women					Grand Total	%
	age 00-21	age 22-39	age 40-98	age UNKWN	Men Total	age 00-21	age 22-39	age 40-98	age UNKWN	Women Total		
poss of narcotics	1	3	1	0	5	0	2	1	0	3	8	
poss dep,stim,cntrf	0	2	0	0	2	0	0	0	0	0	2	
poss of lsd	0	1	0	0	1	0	0	0	0	0	1	
poss of marijuana	7	28	6	0	41	0	7	0	0	7	48	
viol motor veh law	7	51	17	0	75	0	6	5	0	11	86	
dui	9	87	83	0	179	2	13	15	0	30	209	
obstr of law enf off	11	43	18	0	72	1	6	5	0	12	84	
impersonating anothe	0	6	2	0	8	0	5	0	0	5	13	
crmn1 trespassing	9	12	5	0	26	2	5	1	0	8	34	
illegal attm to obt	0	3	0	0	3	1	1	1	0	3	6	
crmn1 damage	1	6	2	0	9	1	2	0	0	3	12	
terroristic threats	0	7	5	0	12	0	0	2	0	2	14	
viol ga cntrl subst	7	44	17	0	68	0	8	7	0	15	83	
public indecency	0	7	6	0	13	0	0	0	0	0	13	
peeping tom	1	1	1	0	3	0	0	0	0	0	3	
molesting a minor	0	0	3	0	3	0	0	0	0	0	3	
sexual battery	1	3	2	0	6	0	0	0	0	0	6	
escape	1	3	0	0	4	0	0	1	0	1	5	
cpwl & concealed wea	1	6	3	0	10	0	0	0	0	0	10	
shoplifting	4	5	7	0	16	2	14	7	0	23	39	
viol game & fish law	1	0	0	0	1	0	0	0	0	0	1	
pointing gun at anot	1	3	4	0	8	0	0	0	0	0	8	
deadly weapons in pu	1	1	0	0	2	0	0	0	0	0	2	
crmn1 attempt	1	0	0	0	1	0	0	0	0	0	1	
other misdemeanor	4	31	22	0	57	3	9	10	0	22	79	
riot	0	0	1	0	1	0	0	0	0	0	1	
fighting in public p	0	1	0	0	1	0	0	0	0	0	1	
family violence batt	0	1	0	0	1	0	0	0	0	0	1	
misuse firearm hunti	0	1	0	0	1	0	0	0	0	0	1	
lottery violation	0	0	0	0	0	0	1	0	0	1	1	
off agnst pub hlth/m	0	4	6	0	10	0	0	0	0	0	10	
failr fil/mntn abort	0	0	1	0	1	0	0	0	0	0	1	
involuntary manslaug	0	0	1	0	1	0	0	0	0	0	1	
interference with cu	0	0	1	0	1	0	1	1	0	2	3	
theft by deception <	0	1	2	0	3	0	2	0	0	2	5	

(continued)

Probationer Statistical Profile

Sample: Active & admin probationers, not in facilities
Act probationers 07/22/2003

Requestor: Nancy Phillips, Statistician

Most serious offense by current age & sex (continued)

Most serious offense	Men					Women					Grand Total %
	age 00-21	age 22-39	age 40-98	age UNKWN	Men Total %	age 00-21	age 22-39	age 40-98	age UNKWN	Women Total %	
theft/lost/property<	0 0	5 0	0 0	0 0	5 0	0 0	0 0	0 0	0 0	0 0	5 0
theft of services <	0 0	0 0	1 0	0 0	1 0	0 0	0 0	0 0	0 0	0 0	1 0
theft by conversion	0 0	5 0	0 0	0 0	5 0	0 0	2 0	3 0	0 0	5 0	10 0
theft motor vehicle,	1 0	3 0	2 0	0 0	6 0	1 0	0 0	0 0	0 0	1 0	7 0
conversn paymnt real	0 0	1 0	0 0	0 0	1 0	0 0	0 0	0 0	0 0	0 0	1 0
entrng mot veh crim	0 0	4 0	0 0	0 0	4 0	0 0	1 0	1 0	0 0	2 0	6 0
viol forgery&fraud pl	1 0	1 0	3 0	0 0	5 0	0 0	1 0	0 0	0 0	1 0	6 0
tpos/use drug rel ob	0 0	0 0	0 0	0 0	0 0	0 0	0 0	1 0	0 0	1 0	1 0
obtn/attmpt drugs il	0 0	0 0	3 0	0 0	3 0	0 0	2 0	3 0	0 0	5 0	8 0
viol dangerous drugs	0 0	3 0	0 0	0 0	3 0	0 0	0 0	1 0	0 0	1 0	4 0
mfg/dist imitate con	0 0	3 0	1 0	0 0	4 0	0 0	1 0	0 0	0 0	1 0	5 0
misc abuse govt offi	0 0	0 0	0 0	0 0	0 0	0 0	0 0	1 0	0 0	1 0	1 0
misc escape & other	0 0	2 0	0 0	0 0	2 0	0 0	0 0	0 0	0 0	0 0	2 0
misc offns relt jud	0 0	0 0	1 0	0 0	1 0	0 0	0 0	0 0	0 0	0 0	1 0
misc sexual offenses	0 0	3 0	1 0	0 0	4 0	0 0	0 0	0 0	0 0	0 0	4 0
providing sex mat mi	0 0	1 0	1 0	0 0	2 0	0 0	0 0	0 0	0 0	0 0	2 0
dng instrmntalties &	0 0	1 0	0 0	0 0	1 0	0 0	0 0	0 0	0 0	0 0	1 0
nonpay agri,naval st	0 0	0 0	1 0	0 0	1 0	0 0	0 0	0 0	0 0	0 0	1 0
viol acts rsale plnt	1 0	0 0	0 0	0 0	1 0	0 0	0 0	0 0	0 0	0 0	1 0
viol alcoh bev regs	0 0	0 0	1 0	0 0	1 0	0 0	0 0	0 0	0 0	0 0	1 0
furnish liquor to mi	3 0	0 0	2 0	0 0	5 0	0 0	0 0	0 0	0 0	0 0	5 0
poss alc bev by juve	1 0	1 0	1 0	0 0	3 0	0 0	0 0	0 0	0 0	0 0	3 0
veh homicide tit 40	0 0	1 0	1 0	0 0	2 0	0 0	0 0	1 0	0 0	1 0	3 0
viol motor veh licen	0 0	5 0	1 0	0 0	6 0	0 0	0 0	0 0	0 0	0 0	6 0
conspiracy commit mis	2 0	0 0	0 0	0 0	2 0	0 0	0 0	0 0	0 0	0 0	2 0
misc misdemeanor	2 0	20 0	17 0	0 0	39 0	1 0	16 0	9 0	0 0	26 0	65 0
misc invasion of pri	0 0	0 0	1 0	0 0	1 0	0 0	0 0	0 0	0 0	0 0	1 0
misc contraband/smug	0 0	0 0	1 0	0 0	1 0	0 0	0 0	0 0	0 0	0 0	1 0
viol othr states law	0 0	2 0	2 0	0 0	4 0	0 0	1 0	0 0	0 0	1 0	5 0

(continued)

Probationer Statistical Profile

Sample: Active & admin probationers, not in facilities
Act probationers 07/22/2003

Requestor: Nancy Phillips, Statistician

Most serious offense by current age & sex (continued)

Most serious offense	Men					Women					Grand Total %	
	age 00-21 %	age 22-39 %	age 40-98 %	age UNKWN %	Men Total %	age 00-21 %	age 22-39 %	age 40-98 %	age UNKWN %	Women Total %		
FELONIES												
MISC HOMICIDE OFFENS	1 0	5 0	5 0	0 0	11 0	2 0	2 0	1 0	0 0	5 0	16 0	
MURDER	1 0	3 0	5 0	0 0	9 0	0 0	8 0	1 0	0 0	9 0	18 0	
VOLUNTARY MANSLAUGHT	2 0	79 0	97 0	0 0	178 0	0 0	32 0	43 1	0 0	75 0	253 0	
INVOLUNTARY MANSLAUG	3 0	61 0	28 0	0 0	92 0	1 0	17 0	10 0	0 0	28 0	120 0	
FETICIDE	0 0	2 0	0 0	0 0	2 0	0 0	1 0	0 0	0 0	1 0	3 0	
VEHICULAR HOMICIDE	8 0	179 0	113 0	0 0	300 0	2 0	32 0	24 0	0 0	58 0	358 0	
HOMICIDE BY PILOT,DU	1 0	1 0	2 0	0 0	4 0	0 0	0 0	0 0	0 0	0 0	4 0	
CONCEAL DEATH OF ANO	0 0	2 0	1 0	0 0	3 0	0 0	0 0	0 0	0 0	0 0	3 0	
ATMPT MURDER	1 0	5 0	15 0	0 0	21 0	0 0	3 0	8 0	0 0	11 0	32 0	
CRMNL ABORTION	0 0	2 0	0 0	0 0	2 0	0 0	1 0	0 0	0 0	1 0	3 0	
MISC ASSAULT/BATTERY	3 0	105 0	63 0	0 0	171 0	0 0	8 0	5 0	0 0	13 0	184 0	
FAMILY VIOLENCE BATT	1 0	22 0	8 0	0 0	31 0	0 0	1 0	2 0	0 0	3 0	34 0	
AGGRAV ASSAULT	404 4	3824 6	2460 8	0 0	6688 7	121 6	927 5	440 5	0 0	1488 5	8176 6	
ATMPT AGGRAV ASSAULT	1 0	20 0	12 0	0 0	33 0	2 0	5 0	2 0	0 0	9 0	42 0	
AGGRAV BATTERY	52 1	441 1	264 1	0 0	757 1	7 0	59 0	26 0	0 0	92 0	849 1	
TERRORIST THREATS &	137 1	786 1	631 2	0 0	1554 2	24 1	111 1	49 1	0 0	184 1	1738 1	
FALSE IMPRISONMENT	15 0	230 0	104 0	0 0	349 0	1 0	13 0	4 0	0 0	18 0	367 0	
FALSE IMPRIS COLOR L	0 0	0 0	1 0	0 0	1 0	0 0	1 0	0 0	0 0	1 0	2 0	
KIDNAPPING	2 0	79 0	43 0	0 0	124 0	0 0	2 0	1 0	0 0	3 0	127 0	
INTERFERENCE WITH CU	7 0	24 0	12 0	0 0	43 0	2 0	17 0	5 0	0 0	24 0	67 0	
AGGRAV ASSAULT POLCE	8 0	124 0	90 0	0 0	222 0	2 0	14 0	14 0	0 0	30 0	252 0	
AGGRAV BATTERY PEACE	1 0	4 0	2 0	0 0	7 0	0 0	1 0	0 0	0 0	1 0	8 0	
SIMPLE BATTERY	5 0	82 0	48 0	0 0	135 0	1 0	14 0	2 0	0 0	17 0	152 0	
RECK COND	0 0	8 0	2 0	0 0	10 0	0 0	5 0	0 0	0 0	5 0	15 0	
INJURY BY VEHICLE	1 0	9 0	5 0	0 0	15 0	0 0	4 0	0 0	0 0	4 0	19 0	
STALKING	2 0	17 0	17 0	0 0	36 0	0 0	1 0	0 0	0 0	1 0	37 0	
AGGRAV STALKING	27 0	489 1	332 1	0 0	848 1	4 0	31 0	20 0	0 0	55 0	903 1	
ATMPT KIDNAP	0 0	4 0	5 0	0 0	9 0	0 0	0 0	0 0	0 0	0 0	9 0	
ARSON MISC	2 0	19 0	16 0	0 0	37 0	1 0	3 0	9 0	0 0	13 0	50 0	
ARSON 1ST DEGREE	22 0	181 0	137 0	0 0	340 0	7 0	61 0	55 1	0 0	123 0	463 0	
ARSON 2ND DEGREE	8 0	47 0	20 0	0 0	75 0	0 0	11 0	7 0	0 0	18 0	93 0	

(continued)

Probationer Statistical Profile

Sample: Active & admin probationers, not in facilities
Act probationers 07/22/2003

Requestor: Nancy Phillips, Statistician

Most serious offense by current age & sex (continued)

Most serious offense	Men					Women					Grand Total	%
	age 00-21	age 22-39	age 40-98	UNKWN	Total	age 00-21	age 22-39	age 40-98	UNKWN	Total		
ARSON 3RD DEGREE	2 0	15 0	4 0	0 0	21 0	2 0	7 0	2 0	0 0	11 0	32 0	
CRMNL POSS EXPLOSIVE	1 0	7 0	2 0	0 0	10 0	0 0	3 0	1 0	0 0	4 0	14 0	
CRMNL POSS INCENDIAR	0 0	1 0	0 0	0 0	1 0	0 0	0 0	0 0	0 0	0 0	1 0	
MISC CRIMINAL DAMAGE	5 0	12 0	3 0	0 0	20 0	0 0	3 0	0 0	0 0	3 0	23 0	
CRMNL DAMAGE 1ST DEG	47 0	175 0	67 0	0 0	289 0	6 0	32 0	10 0	0 0	48 0	337 0	
CRMNL DAMAGE 2ND DEG	181 2	456 1	134 0	0 0	771 1	48 2	137 1	41 0	0 0	226 1	997 1	
DAMAGE, DESTROY SECR	1 0	21 0	7 0	0 0	29 0	0 0	4 0	3 0	0 0	7 0	36 0	
VANDALISM TO CHURCH	3 0	7 0	0 0	0 0	10 0	0 0	1 0	1 0	0 0	2 0	12 0	
ALTER ID	18 0	45 0	10 0	0 0	73 0	1 0	9 0	2 0	0 0	12 0	85 0	
BURGLARY	1564 16	5889 10	1808 6	0 0	9261 9	111 5	583 3	201 2	0 0	895 3	10156 8	
POSS BURGLAR TOOLS	71 1	120 0	30 0	0 0	221 0	3 0	15 0	2 0	0 0	20 0	241 0	
ATMPT BURGLARY	50 1	78 0	26 0	0 0	154 0	2 0	5 0	4 0	0 0	11 0	165 0	
MISC FORGERY	2 0	20 0	10 0	0 0	32 0	3 0	18 0	11 0	0 0	32 0	64 0	
FORGERY 1ST DEGREE	415 4	3568 6	1697 6	0 0	5680 6	343 16	3296 19	1306 16	0 0	4945 18	10625 8	
FORGERY 2ND DEGREE	36 0	215 0	49 0	0 0	300 0	9 0	96 1	30 0	0 0	135 0	435 0	
BAD CHECKS	7 0	193 0	167 1	0 0	367 0	8 0	199 1	75 1	0 0	282 1	649 1	
ILLEGAL USE-CREDIT C	3 0	12 0	7 0	0 0	22 0	0 0	16 0	3 0	0 0	19 0	41 0	
THEFT CREDIT CARD	24 0	107 0	23 0	0 0	154 0	24 1	83 0	19 0	0 0	126 0	280 0	
FORGERY CREDIT CARD	8 0	31 0	4 0	0 0	43 0	9 0	54 0	5 0	0 0	68 0	111 0	
FRAUDULENT CREDIT CA	72 1	386 1	97 0	0 0	555 1	77 4	433 3	80 1	0 0	590 2	1145 1	
CRMNL POSS CREDIT CA	2 0	6 0	2 0	0 0	10 0	0 0	3 0	1 0	0 0	4 0	14 0	
RECV GDS, SRVS FRAUD	1 0	10 0	10 0	0 0	21 0	1 0	20 0	18 0	0 0	39 0	60 0	
TELECOMMUNICATIONS F	0 0	13 0	13 0	0 0	26 0	0 0	9 0	4 0	0 0	13 0	39 0	
ATMPT FORGERY	1 0	4 0	1 0	0 0	6 0	1 0	2 0	5 0	0 0	8 0	14 0	
FAILR PAY NATRL PRD/	0 0	1 0	5 0	0 0	6 0	0 0	0 0	1 0	0 0	1 0	7 0	
FRAUDULENT ACCESS CO	3 0	40 0	5 0	0 0	48 0	3 0	39 0	3 0	0 0	45 0	93 0	
MISC FRAUD	9 0	164 0	92 0	0 0	265 0	14 1	154 1	83 1	0 0	251 1	516 0	
THEFT BY TAKING	788 8	3772 6	1721 6	0 0	6281 6	253 12	2020 12	916 11	0 0	3189 12	9470 7	
THEFT BY DECEPTION	13 0	225 0	216 1	0 0	454 0	11 1	174 1	79 1	0 0	264 1	718 1	
THEFT BY EXTORTION	0 0	10 0	4 0	0 0	14 0	0 0	8 0	4 0	0 0	12 0	26 0	
THEFT OF LOST PROPER	5 0	11 0	9 0	0 0	25 0	0 0	7 0	2 0	0 0	9 0	34 0	
THEFT BY REC STOLEN	623 6	2184 4	656 2	0 0	3463 3	57 3	320 2	81 1	0 0	458 2	3921 3	
THEFT OF SERVICES	3 0	41 0	32 0	0 0	76 0	1 0	25 0	11 0	0 0	37 0	113 0	
THEFT BY CONVERSION	13 0	229 0	272 1	0 0	514 1	5 0	147 1	87 1	0 0	239 1	753 1	
THEFT OF TRADE SECRE	1 0	2 0	2 0	0 0	5 0	1 0	1 0	0 0	0 0	2 0	7 0	

(continued)

Probationer Statistical Profile

Sample: Active & admin probationers, not in facilities
Act probationers 07/22/2003

Requestor: Nancy Phillips, Statistician

Most serious offense by current age & sex (continued)

Most serious offense	Men					Women					Grand Total	%
	age 00-21	age 22-39	age 40-98	age UNKWN	Men Total	age 00-21	age 22-39	age 40-98	age UNKWN	Women Total		
CONVSN PAYMNTS REAL	0	9	21	0	30	0	0	0	0	0	30	0
ATMPT THEFT BY TAKIN	3	1	1	0	5	0	1	0	0	1	6	0
THEFT OF MOTOR VEH,	163	565	171	0	899	17	68	20	0	105	1004	1
THEFT OF LEASED PERS	0	2	1	0	3	0	2	0	0	2	5	0
THEFT BRING PROP IN	15	65	23	0	103	2	6	3	0	11	114	0
THEFT RECV PROP OUT	4	17	1	0	22	1	4	1	0	6	28	0
LIVESTOCK THEFT	3	7	3	0	13	1	3	0	0	4	17	0
THEFT BY SHOPLIFTING	133	727	515	0	1375	259	1132	474	0	1865	3240	3
ENTERING VEHICLE	441	697	125	0	1263	13	43	9	0	65	1328	1
STEAL ALTER PUBLIC D	0	1	0	0	1	0	0	1	0	1	2	0
ROBBERY	237	1184	313	0	1734	29	140	38	0	207	1941	2
ARMED ROBBERY	27	419	184	0	630	4	31	13	0	48	678	1
ROBBERY BY FORCE	0	7	0	0	7	0	0	0	0	0	7	0
ROBBERY BY INTIMIDAT	0	4	0	0	4	0	0	1	0	1	5	0
ROBBERY BY SUDDEN SN	1	3	0	0	4	0	0	0	0	0	4	0
HIJACKING MOTOR VEHI	0	2	0	0	2	0	1	0	0	1	3	0
ATMPT ROBBERY	19	69	18	0	106	2	5	0	0	7	113	0
ATMPT ARMED ROBBERY	11	38	1	0	50	0	4	0	0	4	54	0
MISC SEXUAL OFFENSE	1	39	37	0	77	0	1	2	0	3	80	0
RAPE	4	123	110	0	237	0	0	0	0	0	237	0
SODOMY	10	20	39	0	69	0	0	0	0	0	69	0
AGGRAV SODOMY	3	45	80	0	128	0	0	1	0	1	129	0
BESTIALITY	0	0	1	0	1	0	0	0	0	0	1	0
SEDUCTION	0	0	2	0	2	0	0	1	0	1	3	0
INCEST	11	32	120	0	163	0	5	7	0	12	175	0
BIGAMY	0	7	13	0	20	0	0	1	0	1	21	0
AGGRAV SEXUAL BATTER	1	28	26	0	55	0	1	0	0	1	56	0
PIMPING A MINOR UNDE	0	0	1	0	1	0	0	0	0	0	1	0
PANDERING BY COMPULS	0	2	4	0	6	0	0	0	0	0	6	0
STATUTORY RAPE	280	1021	93	0	1394	5	32	5	0	42	1436	1
CHILD MOLESTATION	153	937	1441	5	2531	6	52	27	0	85	2616	2
ENTICING CHILD-INDEC	26	117	116	0	259	2	17	5	0	24	283	0
AGGRAV CHILD MOLESTA	10	110	181	1	301	0	3	2	0	5	306	0
NECROPHILIA	0	1	0	0	1	0	0	1	0	1	2	0
SEXL/ASSLT/AGN/PERS/	0	28	15	0	43	0	8	4	0	12	55	0

(continued)

Probationer Statistical Profile

Sample: Active & admin probationers, not in facilities
Act probationers 07/22/2003

Requestor: Nancy Phillips, Statistician

Most serious offense by current age & sex (continued)

Most serious offense	Men					Women					Grand Total	%
	age 00-21	age 22-39	age 40-98	age UNKWN	Men Total	age 00-21	age 22-39	age 40-98	age UNKWN	Women Total		
SEXUAL ASLT BY THERA	0	1	0	0	1	0	0	0	0	0	1	0
SOLICIT SODOMY FROM	0	3	6	0	9	0	1	0	0	1	10	0
ATMPT RAPE	1	27	14	0	42	0	0	0	0	0	42	0
ATMPT SODOMY	1	0	3	0	4	0	0	0	0	0	4	0
ATMPT AGGRAV SODOMY	0	0	2	0	2	0	0	0	0	0	2	0
ATMPT CHILD MOLESTAT	0	0	1	0	1	0	0	0	0	0	1	0
MISC OBSCENITY	0	1	3	0	4	0	0	0	0	0	4	0
DISTRIBUTING OBSCENE	0	1	3	0	4	0	1	1	0	2	6	0
DISTR MAT DEPICT NUD	0	4	3	0	7	0	0	0	0	0	7	0
PROV SEX MATER TO MI	0	0	2	0	2	0	0	0	0	0	2	0
MISC PUBLIC ORDER	0	5	1	0	6	0	0	1	0	1	7	0
TREASON	0	0	0	0	0	0	1	0	0	1	1	0
INSURRECTION	0	1	0	0	1	0	0	0	0	0	1	0
INCITING TO INSURREC	1	0	1	0	2	0	0	0	0	0	2	0
FALSE SWEARNG WRITTN	6	41	14	0	61	7	27	6	0	40	101	0
ABUSE OF GOVT OFFICE	1	0	1	0	2	0	0	0	0	0	2	0
BRIBERY GOVT OFFICER	1	13	13	0	27	0	6	1	0	7	34	0
VIOL OATH PUBLIC OFF	0	1	3	0	4	0	1	1	0	2	6	0
INFLUENCE LEGISLATIV	0	0	1	0	1	0	0	0	0	0	1	0
INFLUENCE GOVT OFFIC	1	2	1	0	4	0	0	0	0	0	4	0
DEFRAUDING STATE	0	15	28	0	43	0	165	103	0	268	311	0
FALSE CERTIFICATES	0	4	1	0	5	0	9	0	0	9	14	0
INFLUENCING WITNESS	3	14	5	0	22	0	5	3	0	8	30	0
OBSTR OF LAW ENF OFF	183	1261	443	0	1887	44	225	126	0	395	2282	2
MISC JUDICIAL PROCEE	0	0	6	0	6	1	0	0	0	1	7	0
PERJURY	1	17	12	0	30	2	19	6	0	27	57	0
FALSE SWEARING	3	20	6	0	29	4	20	8	0	32	61	0
SUBORNATION OF PERJU	0	1	1	0	2	0	1	1	0	2	4	0
IMPERSONATION	4	9	2	0	15	0	4	1	0	5	20	0
IMPERSONATING OFFICE	4	42	21	0	67	0	4	0	0	4	71	0
BARRATRY	1	6	0	0	7	0	1	1	0	2	9	0
EMBRACERY	0	1	0	0	1	0	3	0	0	3	4	0
FALSE STATEMENTS GOV	22	102	47	0	171	10	85	24	0	119	290	0
UNAUTH REPRESENTN PEAC	0	0	1	0	1	0	0	0	0	0	1	0
IMPERSNTNG IN LEGAL	0	5	0	0	5	0	2	0	0	2	7	0

(continued)

Probationer Statistical Profile

Sample: Active & admin probationers, not in facilities
Act probationers 07/22/2003

Requestor: Nancy Phillips, Statistician

Most serious offense by current age & sex (continued)

Most serious offense	Men					Women					Grand Total	%
	age 00-21	age 22-39	age 40-98	age UNKWN	Men Total	age 00-21	age 22-39	age 40-98	age UNKWN	Women Total		
ESCAPE	12	116	63	0	191	2	30	7	0	39	230	
AIDING ESCAPE	2	5	1	0	8	1	10	2	0	13	21	
HINDERING APPREH OR	11	54	26	0	91	12	41	21	0	74	165	
COMPOUNDING A CRIME	0	2	0	0	2	0	4	0	0	4	6	
MUTINY IN PENAL INST	0	2	0	0	2	0	0	0	0	0	2	
BAIL JUMPING	0	32	11	0	43	0	6	2	0	8	51	
ATMPT ESCAPE	0	0	2	0	2	0	1	0	0	1	3	
FALSE PUBLIC ALARM	16	13	1	0	30	2	4	1	0	7	37	
CRMNL INTERFERE GOVT	56	214	85	0	355	3	25	14	0	42	397	
MISC GAMBLING/RELATE	0	1	1	0	2	0	0	1	0	1	3	
COMMERICAL GAMBLING	0	7	17	0	24	1	1	8	0	10	34	
COMMUNICATING GAMBL	0	1	2	0	3	0	0	0	0	0	3	
BRIBERY OF CONTESTAN	0	3	1	0	4	0	1	0	0	1	5	
GAMBLING ACT ON BUSI	0	0	0	0	0	0	1	0	0	1	1	
DOGFIGHTING	4	30	6	0	40	0	2	1	0	3	43	
BINGO UNDR 12-22 OR	0	0	1	0	1	0	0	0	0	0	1	
LOTTERY VIOLATION	0	5	2	0	7	1	11	0	0	12	19	
BUS HIJACKING	0	1	0	0	1	0	0	0	0	0	1	
BOARDING BUS W/CONCL	1	1	1	0	3	0	1	0	0	1	4	
REMOVAL BAGGAGE, CARG	1	0	0	0	1	0	0	0	0	0	1	
CRUELTY TO CHILDREN	24	517	340	0	881	16	434	155	0	605	1486	
SEX EXPLOITATION CHI	3	19	27	0	49	0	5	2	0	7	56	
ABANDONMENT OF CHILD	0	36	32	0	68	1	4	5	0	10	78	
UNLWFL AD ADOPT CHIL	0	0	0	0	0	0	1	0	0	1	1	
CNTRBTNG DELINQENCY	3	7	2	0	12	1	5	1	0	7	19	
MISC WEAPON/EXPLOSIV	20	21	11	0	52	2	1	0	0	3	55	
CARRY CONCEALED WEAP	18	60	13	0	91	0	1	1	0	2	93	
CARRY PISTL WITHOUT	0	4	0	0	4	0	0	0	0	0	4	
ALTER PISTL LICENSE	1	0	0	0	1	0	0	0	0	0	1	
MACHINE GUN ACTIVITI	0	0	1	0	1	0	0	0	0	0	1	
POSS OF FIREARM DUR	47	550	253	0	850	2	45	32	0	79	929	
POSS OF CERTAIN WEAP	29	108	56	0	193	3	6	4	0	13	206	
POSS FIREARM CONVCT	24	1102	984	0	2110	0	69	51	0	120	2230	
CARRY WEAPON AT SCHO	82	57	4	0	143	18	4	1	0	23	166	
GUARD LINE WITH WEAP	2	1	0	0	3	0	4	2	0	6	9	

(continued)

Probationer Statistical Profile

Sample: Active & admin probationers, not in facilities
Act probationers 07/22/2003

Requestor: Nancy Phillips, Statistician

Most serious offense by current age & sex (continued)

Most serious offense	Men					Women					Grand Total	%
	age 00-21	age 22-39	age 40-98	UNKWN	Men Total	age 00-21	age 22-39	age 40-98	UNKWN	Women Total		
POSS WEAPON BY PRISO	1 0	10 0	0 0	0 0	11 0	0 0	0 0	0 0	0 0	0 0	11 0	0
DESTROY/INJUR POLICE	0 0	1 0	0 0	0 0	1 0	0 0	0 0	0 0	0 0	0 0	1 0	0
MISUSE FIREARM HUNTI	0 0	1 0	3 0	0 0	4 0	0 0	0 0	0 0	0 0	0 0	4 0	0
CRUELTY TO ANIMALS	1 0	1 0	2 0	0 0	4 0	0 0	0 0	0 0	0 0	0 0	4 0	0
AGGRAV CRUELTY TO AN	0 0	2 0	2 0	0 0	4 0	0 0	0 0	0 0	0 0	0 0	4 0	0
MISC INVASION OF PRI	0 0	2 0	2 0	0 0	4 0	0 0	0 0	1 0	0 0	1 0	5 0	0
EAVESDROP & SURVEILL	0 0	10 0	9 0	0 0	19 0	0 0	0 0	0 0	0 0	0 0	19 0	0
PEEPING TOM	4 0	83 0	46 0	0 0	133 0	0 0	2 0	0 0	0 0	2 0	135 0	0
P/S/D OF EAVESDROP D	0 0	2 0	0 0	0 0	2 0	0 0	0 0	0 0	0 0	0 0	2 0	0
RACKETEERING	1 0	14 0	18 0	0 0	33 0	0 0	6 0	9 0	0 0	15 0	48 0	0
S/D NARCOTICS, OPIAT	40 0	331 1	190 1	0 0	561 1	7 0	57 0	51 1	0 0	115 0	676 1	0
S/D DEP, STIM, CNTRF D	26 0	277 0	125 0	0 0	428 0	7 0	52 0	39 0	0 0	98 0	526 0	0
S/D OF LSD	5 0	32 0	2 0	0 0	39 0	0 0	1 0	1 0	0 0	2 0	41 0	0
S/D OF MARIJUANA	340 3	1783 3	451 2	0 0	2574 3	28 1	242 1	119 1	0 0	389 1	2963 2	0
S/D OF ALCOHOLIC IN	0 0	0 0	1 0	0 0	1 0	0 0	0 0	0 0	0 0	0 0	1 0	0
POSS NARCOTICS, OPIA	67 1	547 1	310 1	0 0	924 1	14 1	140 1	108 1	0 0	262 1	1186 1	0
POSS DEP, STIM, CNTRF	87 1	665 1	355 1	0 0	1107 1	29 1	293 2	126 2	0 0	448 2	1555 1	0
POSS OF LSD	11 0	75 0	4 0	0 0	90 0	1 0	8 0	3 0	0 0	12 0	102 0	0
POSS OF MARIJUANA	312 3	1545 3	449 2	0 0	2306 2	33 2	237 1	116 1	0 0	386 1	2692 2	0
ILLEGAL POSS/MANF LI	1 0	6 0	3 0	0 0	10 0	0 0	1 0	0 0	0 0	1 0	11 0	0
ILLEGAL ATTM TO OBT	3 0	76 0	66 0	0 0	145 0	3 0	120 1	92 1	0 0	215 1	360 0	0
VIOL GA CNTRL SBST A	1329 13	9458 16	4454 15	0 0	15241 15	255 12	2467 14	1466 18	0 0	4188 15	19429 15	0
VIOL DNGROUS DRGS AC	9 0	68 0	27 0	0 0	104 0	4 0	28 0	17 0	0 0	49 0	153 0	0
UNLWFL MFG/DEL/DIST	9 0	57 0	42 0	0 0	108 0	0 0	10 0	2 0	0 0	12 0	120 0	0
FURNISH LIQUOR TO MI	0 0	1 0	0 0	0 0	1 0	0 0	0 0	0 0	0 0	0 0	1 0	0
POSS DRUG RELATED MA	5 0	24 0	15 0	0 0	44 0	1 0	12 0	4 0	0 0	17 0	61 0	0
S/D CONT SUB PUBLIC	15 0	73 0	17 0	0 0	105 0	4 0	13 0	7 0	0 0	24 0	129 0	0
S/D CONT SUB SCHOOL	14 0	56 0	6 0	0 0	76 0	1 0	14 0	0 0	0 0	15 0	91 0	0
S/D COCAINE	278 3	2373 4	877 3	0 0	3528 4	26 1	296 2	226 3	0 0	548 2	4076 3	0
POSS OF COCAINE	598 6	4383 7	2472 8	0 0	7453 8	69 3	896 5	645 8	0 0	1610 6	9063 7	0
ATMPT VIOL SUBSTANCE	9 0	177 0	171 1	0 0	357 0	5 0	97 1	90 1	0 0	192 1	549 0	0
MISC DRUGS TRAFFICKI	2 0	48 0	27 0	0 0	77 0	0 0	15 0	2 0	0 0	17 0	94 0	0
TRAF COCAINE LESS 20	2 0	119 0	89 0	0 0	210 0	1 0	19 0	26 0	0 0	46 0	256 0	0
TRAF COCAINE 201-400	4 0	17 0	20 0	0 0	41 0	0 0	4 0	3 0	0 0	7 0	48 0	0
TRAF COCAINE 401+ GM	0 0	11 0	12 0	0 0	23 0	0 0	1 0	2 0	0 0	3 0	26 0	0

(continued)

Probationer Statistical Profile

Sample: Active & admin probationers, not in facilities
Act probationers 07/22/2003

Requestor: Nancy Phillips, Statistician

Most serious offense by current age & sex (continued)

Most serious offense	Men					Women					Grand Total	%
	age 00-21	age 22-39	age 40-98	age UNKWN	Men Total	age 00-21	age 22-39	age 40-98	age UNKWN	Women Total		
TRAF NARCOTIC LESS 1	0	3	1	0	4	1	0	0	0	1	5	
TRAF NARCOTIC 15-28	0	2	0	0	2	0	1	0	0	1	3	
TRAF NARCOTIC 29+ GM	0	2	0	0	2	0	0	1	0	1	3	
TRAF MARIJNA 101-200	1	15	18	0	34	1	4	3	0	8	42	
TRAF MARIJNA 2001-10	0	5	0	0	5	0	1	0	0	1	6	
TRAF MARIJNA 10001+	0	3	2	0	5	0	0	1	0	1	6	
TRAF METHAQUALONE< 4	0	5	6	0	11	2	1	2	0	5	16	
TRAF METHAQUALONE>=4	0	2	2	0	4	0	1	0	0	1	5	
TRAF AMPHTMINE 28-19	0	11	5	0	16	0	2	2	0	4	20	
TRAF AMPHTMINE 200-3	1	1	5	0	7	0	0	2	0	2	9	
TRAF AMPHTMINE 400+	0	1	0	0	1	0	1	0	0	1	2	
CNSPIRE TRAFFIC CNTR	0	2	2	0	4	0	2	1	0	3	7	
TRANSACTIONS DRUG OB	0	0	1	0	1	0	0	0	0	0	1	
TRANSACTIONS CNTRFT	1	1	0	0	2	0	1	1	0	2	4	
USE COMM FACLT Y VIO	1	5	12	0	18	2	2	5	0	9	27	
ATT/CONSPRCY COMMT C	4	21	11	0	36	1	15	12	0	28	64	
UNAUTH DIST CONTRLLD	0	6	9	0	15	0	2	1	0	3	18	
ILLGL DIST CONTRLLD	2	10	10	0	22	0	2	1	0	3	25	
VIOL MOTOR VEHICLE L	12	136	124	0	272	0	28	21	0	49	321	
ALTER CAR TITLE	0	1	5	0	6	0	0	0	0	0	6	
DRVNG HABTL VIOLATOR	4	869	1167	0	2040	0	60	90	0	150	2190	
HABIT TRAF VOIL/IMPA	0	143	182	0	325	0	15	24	0	39	364	
HABIT TRAF VIOL/OTHE	1	233	239	0	473	0	13	21	0	34	507	
DSTL ALCOHOL BEVERAG	0	0	2	0	2	0	0	0	0	0	2	
POSS CONTRABAND ARTI	1	1	4	0	6	0	0	1	0	1	7	
TRNSPRT CONTRABAND A	1	1	0	0	2	0	2	3	0	5	7	
CONCEAL CONTRABAND	0	2	0	0	2	0	0	0	0	0	2	
MISC MRALS/PBLIC H/S	2	6	8	0	16	0	0	1	0	1	17	
VIOL GAME AND FISH L	0	1	1	0	2	0	0	0	0	0	2	
MISC CORRECTIONL INS	3	7	4	0	14	1	6	5	0	12	26	
VIOLATN OTHR STATES	35	224	103	0	362	12	90	36	0	138	500	
CONSPIRACY	15	53	20	0	88	2	33	12	0	47	135	
INTERMARRIAGE CLOSE	0	0	0	0	0	0	1	0	0	1	1	
CRMNL ATMP T	45	210	110	0	365	8	81	43	0	132	497	
AIRCRAFT HIJACKING	0	1	0	0	1	0	0	0	0	0	1	

(continued)

Probationer Statistical Profile

Sample: Active & admin probationers, not in facilities
Act probationers 07/22/2003

Requestor: Nancy Phillips, Statistician

Most serious offense by current age & sex (continued)

Most serious offense	M e n					W o m e n					Grand Total	%
	age 00-21	age 22-39	age 40-98	age UNKWN	Men Total	age 00-21	age 22-39	age 40-98	age UNKWN	Women Total		
UNAUTH DIST RECRD DE	104	700	396	0	1200	26	165	82	0	273	1473	1
NONPYMT AGR NVL STOR	160	1476	881	0	2517	36	330	200	0	566	3083	2
CRMNL SOLICITATION	641	4359	2137	0	7137	77	838	459	0	1374	8511	7
PARTY TO A CRIME	124	488	227	0	839	24	118	64	0	206	1045	1
CRMNL TRESPASSING	385	1801	855	0	3041	84	637	296	0	1017	4058	3
HIRE JUVENILE SELL D	188	929	456	0	1573	36	270	143	0	449	2022	2
GANG PARTICIPATION	236	1329	633	0	2198	59	362	164	0	585	2783	2
Total reported	12089	71910	36318	0	120317	2524	20484	10012	0	33020	153337	
Percent Reported	117.8	118.1	118.0		118.0	115.6	115.2	116.2		115.5	117.5	
NOT REPORTED	334	1619	903	0	2856	89	577	282	0	948	3804	
Total	10265	60893	30766	0	101924	2184	17782	8616	0	28582	130506	

Probationer Statistical Profile

Sample: Active & admin probationers, not in facilities
Act probationers 07/22/2003

Requestor: Nancy Phillips, Statistician

Most serious crime type by current age & sex

Crime type	Men					Women					Grand Total	%										
	age 00-21	age %22-39	age %40-98	age %UNKWN	Men %Total	age 00-21	age %22-39	age %40-98	age %UNKWN	Women %Total												
VIOL/PERSN	1011	10	8960	15	5297	17	0	0	15268	15	222	10	1930	11	871	10	0	0	3023	11	18291	14
NVIOL/PERS	155	2	706	1	365	1	0	0	1226	1	25	1	82	0	49	1	0	0	156	1	1382	1
PROPERTY	4809	47	20657	34	8383	27	0	0	33849	33	1304	60	9548	54	3850	45	0	0	14702	51	48551	37
DRUG SALES	748	7	5295	9	1946	6	0	0	7989	8	81	4	761	4	510	6	0	0	1352	5	9341	7
DRUG POSSN	2445	24	17102	28	8350	27	0	0	27897	27	415	19	4318	24	2681	31	0	0	7414	26	35311	27
ALCOHOL	5	0	8	0	10	0	0	0	23	0	0	0	1	0	0	0	0	0	1	0	24	0
HABIT/DUI	26	0	1468	2	1795	6	0	0	3289	3	2	0	129	1	171	2	0	0	302	1	3591	3
SEX OFFEND	505	5	2559	4	2325	8	0	0	5389	5	13	1	125	1	57	1	0	0	195	1	5584	4
OTHER	561	5	4138	7	2295	7	0	0	6994	7	122	6	888	5	427	5	0	0	1437	5	8431	6
Total reported	10265		60893		30766		0		101924		2184		17782		8616		0		28582		130506	
Percent Reported	100.0		100.0		100.0				100.0		100.0		100.0		100.0				100.0		100.0	
NOT REPORTED	0		0		0		0		0		0		0		0		0		0		0	
Total	10265		60893		30766		0		101924		2184		17782		8616		0		28582		130506	