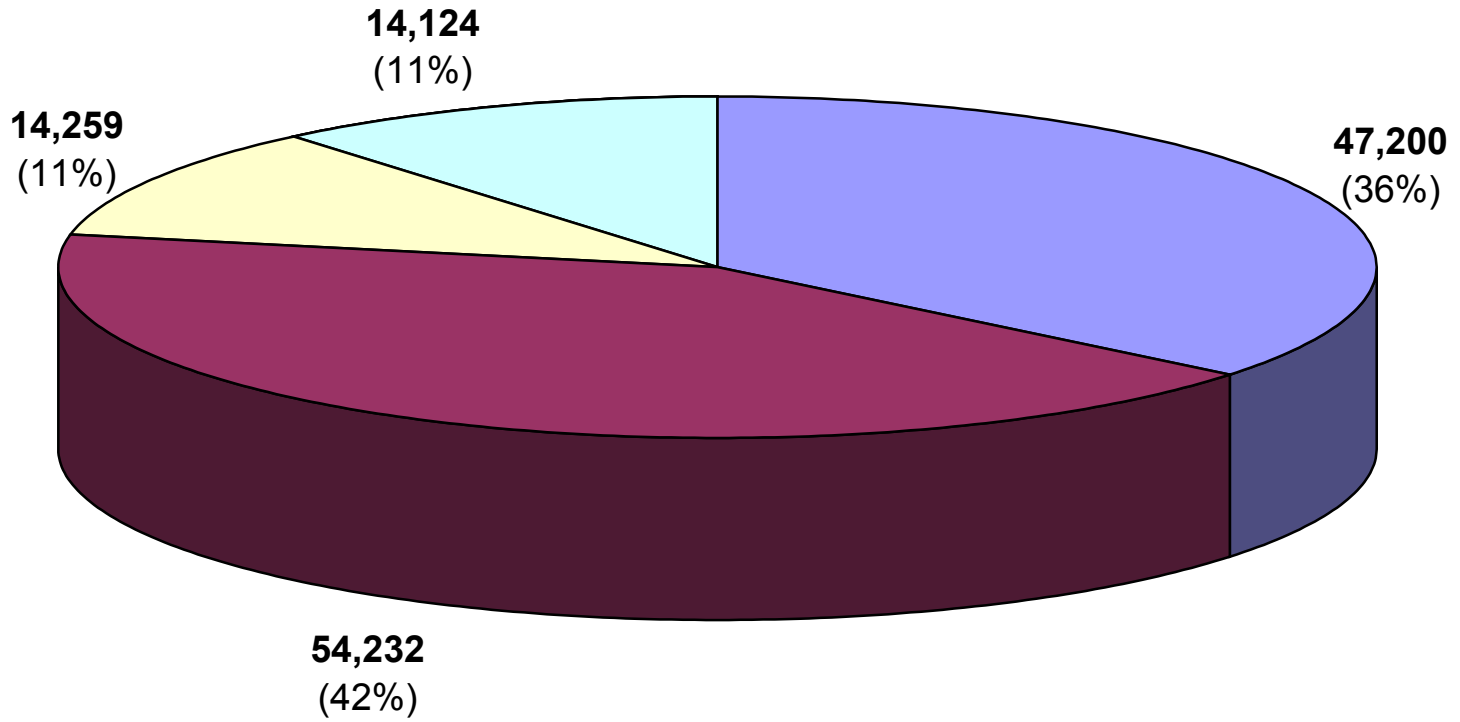
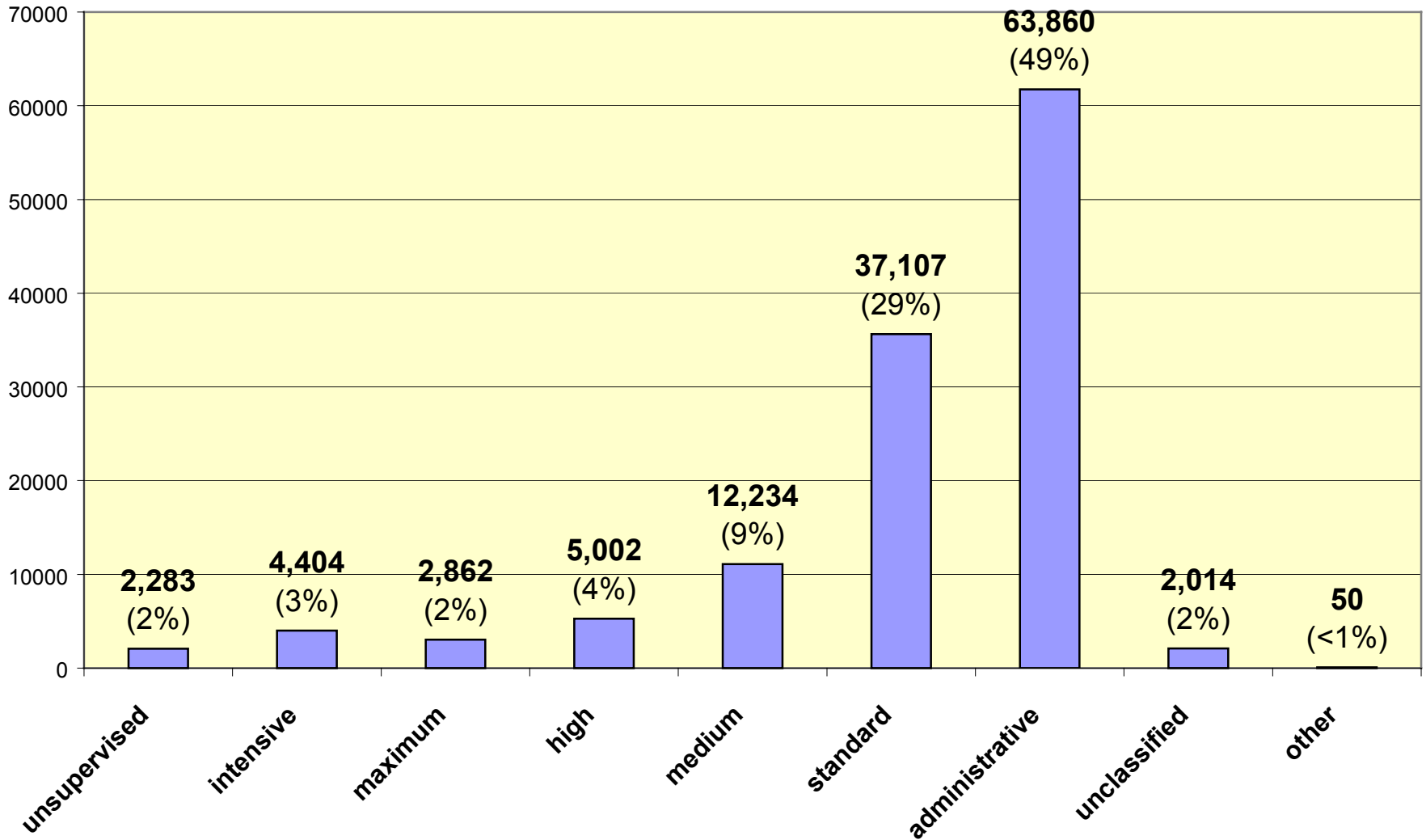


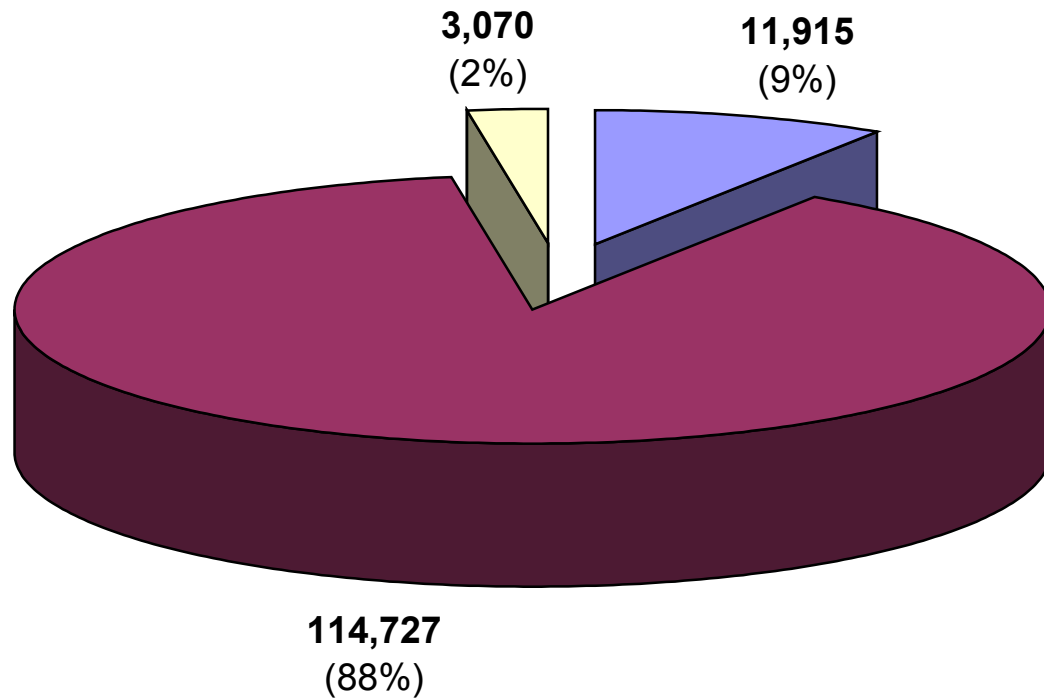
### Active Probationers by Race & Gender



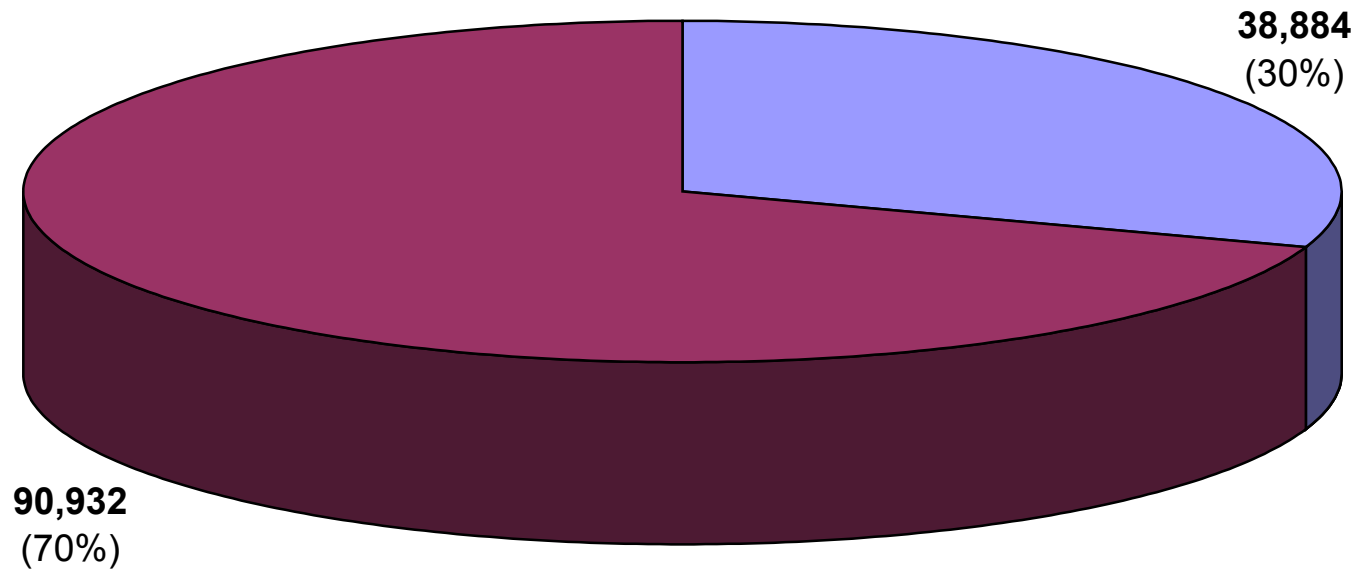
### Active Probationers by Supervision Type



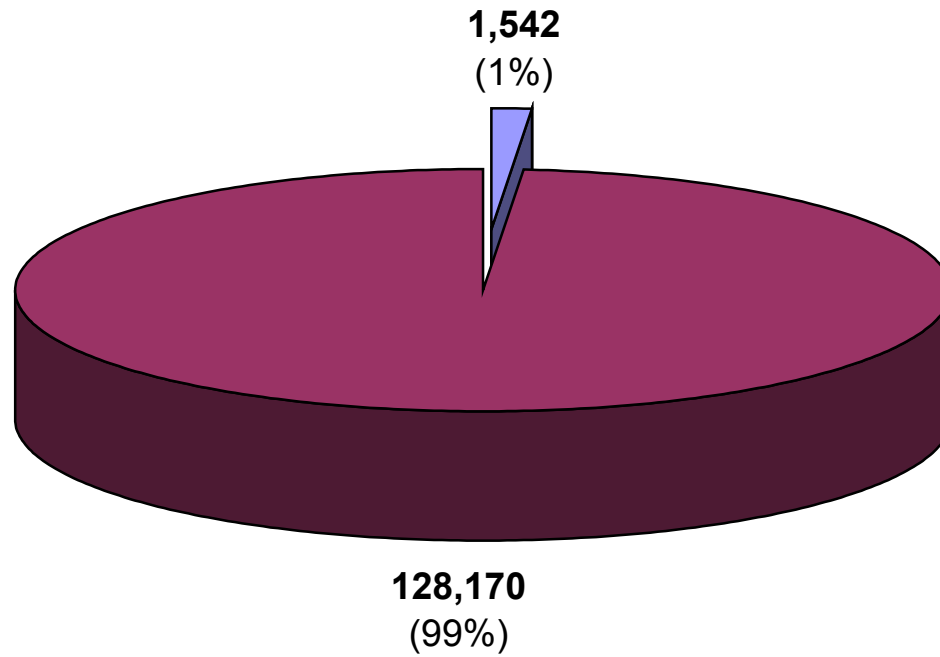
### Active Probationers by Case Type



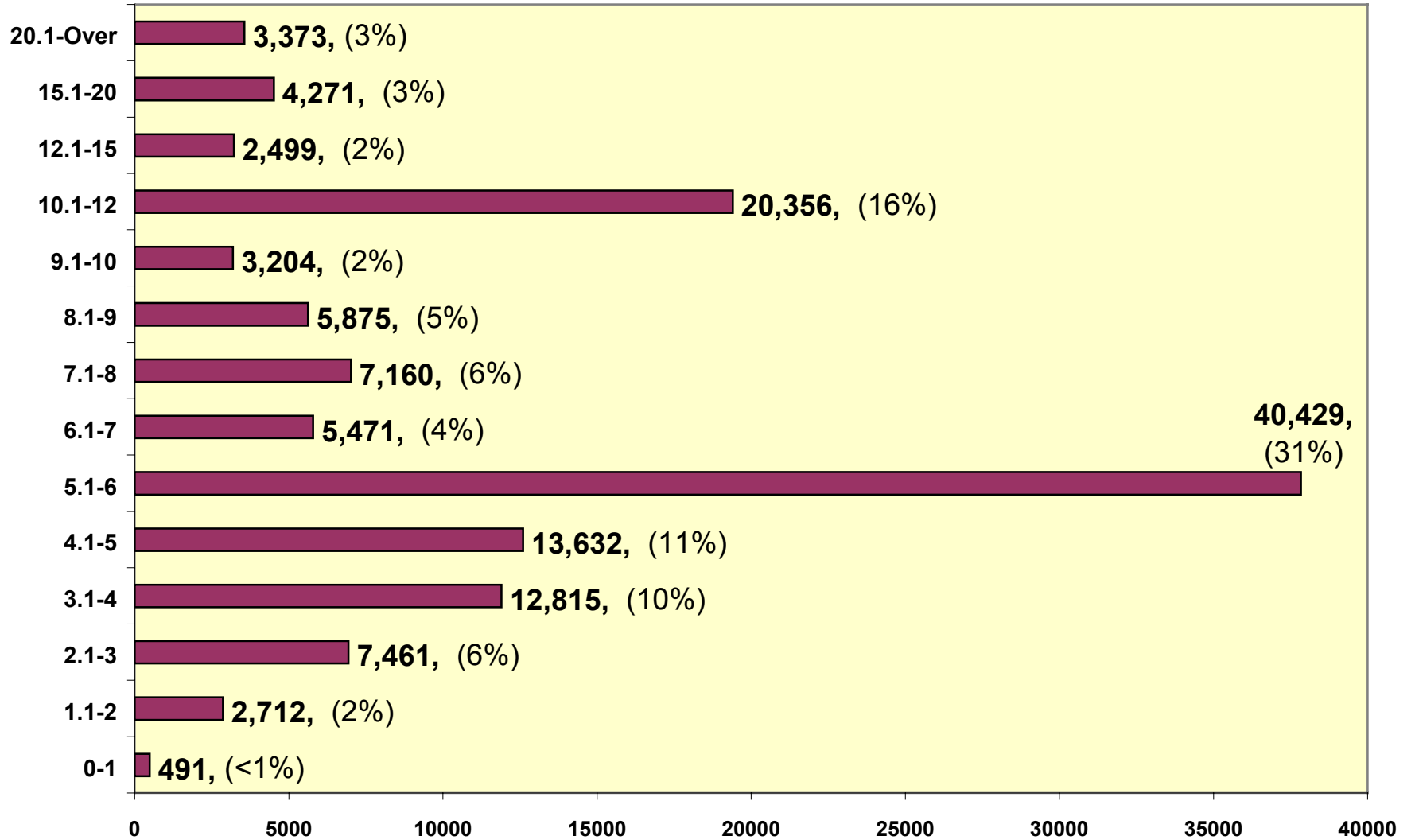
### Active Probationers By Offender Status



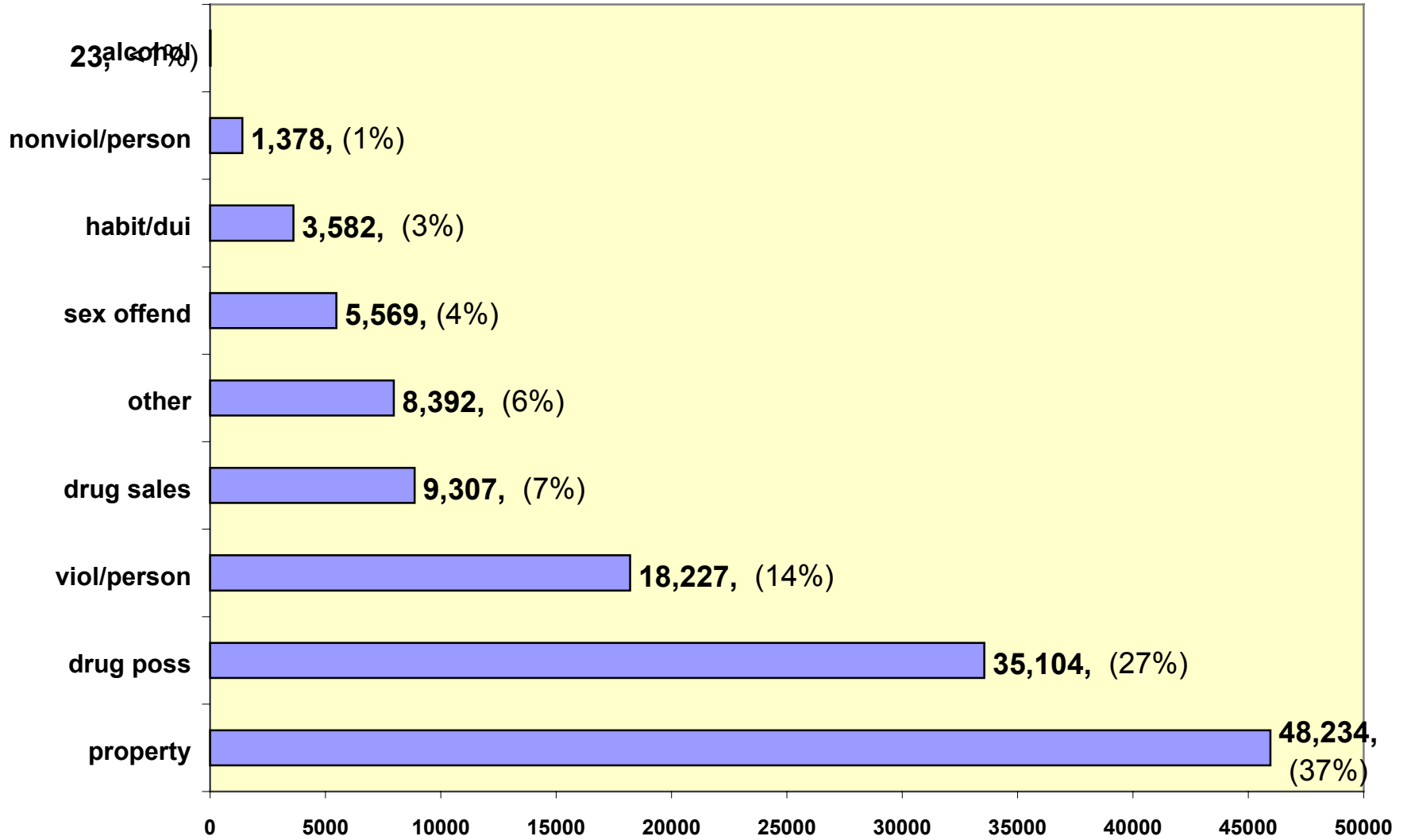
### Active Probationers by Sentence Type



### Active Probationers by Sentence Length



### Active Probationers by Crime Type



Probationer Statistical Profile

Table of contents for Active & admin probationers, not in facilities

Title	Page
-----	-----
Race and sex	2
Current supervision type	3
County of conviction	4
Circuit of conviction	9
Circuit of supervision	11
Sentence length in years	13
Time served in years	14
Time left to serve	15
Case type	16
Release type	17
First offender status	18
Type probationer	19
Most serious crime by group	20
Most serious offense	21
Most serious crime type	32



Probationer Statistical Profile

Sample: Active & admin probationers, not in facilities  
Act probationers 06/16/2003

Requestor: Nancy Phillips, Statistician

Race and sex by current age & sex

Race and sex	Men					Women					Grand Total %										
	age 00-21	age %22-39	age %40-98	age %UNKWN	Men %Total	age 00-21	age %22-39	age %40-98	age %UNKWN	Women %Total											
WHITE MALE	4588	45	27159	45	15453	51	0	0	47200	47	0	0	0	0	0	0	47200	36			
NON WHITE MALE	5721	55	33424	55	15087	49	0	0	54232	53	0	0	0	0	0	0	54232	42			
WHITE FEMALE	0	0	0	0	0	0	0	0	1014	47	8572	48	4673	55	0	0	14259	11			
NON WHITE FEMALE	0	0	0	0	0	0	0	0	1162	53	9105	52	3857	45	0	0	14124	11			
Total reported	10309		60583		30540		0		101432		2176		17677		8530		28383		129815		
Percent Reported	100.0		100.0		100.0				100.0		100.0		100.0		100.0		100.0		100.0		
NOT REPORTED	0		0		1		0		1		0		0		0		0		1		
Total	10309		60583		30541		0		101433		2176		17677		8530		28383		129816		
AVERAGE W-AGE	19.88		29.62		47.73		.00		34.08		20.00		30.35		46.31		.00		34.35		34.14

\*\*\* Average age excludes missing dates of birth

Probationer Statistical Profile

Sample: Active & admin probationers, not in facilities  
Act probationers 06/16/2003

Requestor: Nancy Phillips, Statistician

Current supervision type by current age & sex

Curr supv type	M e n					W o m e n					Grand Total %											
	age 00-21	age % 22-39	age % 40-98	age % UNKWN	Men % Total	age 00-21	age % 22-39	age % 40-98	age % UNKWN	Women % Total												
UNSUPERVISED	54	1	1149	2	623	2	0	0	1826	2	20	1	278	2	159	2	0	0	457	2	2283	2
WARRANT	0	0	3	0	0	0	0	0	3	0	0	0	0	0	0	0	0	0	0	0	3	0
BC AFTERCARE	0	0	0	0	0	0	0	0	0	0	0	0	0	0	0	0	0	0	0	0	0	0
HOME CONFINEMENT	0	0	1	0	0	0	0	0	1	0	0	0	0	0	0	0	0	0	0	0	1	0
INTENSIVE	756	7	2051	3	741	2	0	0	3548	3	106	5	549	3	201	2	0	0	856	3	4404	3
MAXIMUM	183	2	1469	2	857	3	0	0	2509	2	17	1	224	1	112	1	0	0	353	1	2862	2
HIGH	477	5	2489	4	1223	4	0	0	4189	4	65	3	495	3	253	3	0	0	813	3	5002	4
MEDIUM	1312	13	5835	10	2690	9	0	0	9837	10	224	10	1536	9	637	7	0	0	2397	8	12234	9
STANDARD	4780	46	15412	25	7285	24	0	0	27477	27	1303	60	6033	34	2294	27	0	0	9630	34	37107	29
ADMINISTRATIVE	2544	25	31125	51	16620	54	0	0	50289	50	420	19	8376	47	4775	56	0	0	13571	48	63860	49
FINANCIAL	0	0	3	0	40	0	0	0	43	0	0	0	0	0	3	0	0	0	3	0	46	0
OBSOLETE CODES	0	0	0	0	0	0	0	0	0	0	0	0	0	0	0	0	0	0	0	0	0	0
UNCLASSIFIED	203	2	1046	2	462	2	0	0	1711	2	21	1	186	1	96	1	0	0	303	1	2014	2
Total reported	10309		60583		30541		0		101433		2176		17677		8530		0		28383		129816	
Percent Reported	100.0		100.0		100.0				100.0		100.0		100.0		100.0				100.0		100.0	
NOT REPORTED	0		0		0		0		0		0		0		0		0		0		0	
Total	10309		60583		30541		0		101433		2176		17677		8530		0		28383		129816	

Probationer Statistical Profile

Sample: Active & admin probationers, not in facilities  
Act probationers 06/16/2003

Requestor: Nancy Phillips, Statistician

County of conviction by current age & sex

County	Men					Women					Grand Total	%										
	age 00-21	age %22-39	age %40-98	age %UNKWN	Men %Total	age 00-21	age %22-39	age %40-98	age %UNKWN	Women %Total												
Appling	23	0	154	0	53	0	0	0	230	0	3	0	34	0	6	0	0	0	43	0	273	0
Atkinson	15	0	86	0	44	0	0	0	145	0	3	0	20	0	10	0	0	0	33	0	178	0
Bacon	12	0	65	0	25	0	0	0	102	0	1	0	12	0	6	0	0	0	19	0	121	0
Baker	1	0	39	0	20	0	0	0	60	0	0	0	4	0	0	0	0	0	4	0	64	0
Baldwin	114	1	605	1	282	1	0	0	1001	1	11	1	144	1	85	1	0	0	240	1	1241	1
Banks	14	0	123	0	85	0	0	0	222	0	5	0	35	0	22	0	0	0	62	0	284	0
Barrow	46	0	297	0	193	1	0	0	536	1	18	1	98	1	48	1	0	0	164	1	700	1
Bartow	108	1	972	2	517	2	0	0	1597	2	36	2	305	2	133	2	0	0	474	2	2071	2
Ben Hill	24	0	193	0	94	0	0	0	311	0	10	0	56	0	24	0	0	0	90	0	401	0
Berrien	30	0	163	0	95	0	0	0	288	0	11	1	39	0	21	0	0	0	71	0	359	0
Bibb	261	3	1686	3	833	3	0	0	2780	3	43	2	535	3	257	3	0	0	835	3	3615	3
Bleckley	30	0	133	0	48	0	0	0	211	0	7	0	36	0	19	0	0	0	62	0	273	0
Brantley	10	0	63	0	45	0	0	0	118	0	0	0	14	0	4	0	0	0	18	0	136	0
Brooks	24	0	136	0	58	0	0	0	218	0	2	0	22	0	14	0	0	0	38	0	256	0
Bryan	25	0	86	0	40	0	0	0	151	0	5	0	16	0	11	0	0	0	32	0	183	0
Bulloch	115	1	537	1	169	1	0	0	821	1	20	1	141	1	41	0	0	0	202	1	1023	1
Burke	28	0	120	0	55	0	0	0	203	0	3	0	27	0	13	0	0	0	43	0	246	0
Butts	26	0	196	0	107	0	0	0	329	0	3	0	55	0	27	0	0	0	85	0	414	0
Calhoun	9	0	85	0	36	0	0	0	130	0	1	0	21	0	9	0	0	0	31	0	161	0
Camden	37	0	197	0	84	0	0	0	318	0	11	1	49	0	28	0	0	0	88	0	406	0
Candler	18	0	61	0	41	0	0	0	120	0	2	0	25	0	15	0	0	0	42	0	162	0
Carroll	105	1	515	1	237	1	0	0	857	1	26	1	160	1	76	1	0	0	262	1	1119	1
Catoosa	49	0	353	1	155	1	0	0	557	1	18	1	114	1	56	1	0	0	188	1	745	1
Charlton	11	0	49	0	26	0	0	0	86	0	3	0	10	0	7	0	0	0	20	0	106	0
Chatham	393	4	1706	3	832	3	0	0	2931	3	90	4	636	4	299	4	0	0	1025	4	3956	3
Chattahoochee	5	0	26	0	13	0	0	0	44	0	1	0	8	0	2	0	0	0	11	0	55	0
Chattooga	31	0	237	0	115	0	0	0	383	0	11	1	72	0	32	0	0	0	115	0	498	0
Cherokee	183	2	917	2	447	1	0	0	1547	2	38	2	267	2	139	2	0	0	444	2	1991	2
Clarke	137	1	667	1	262	1	0	0	1066	1	22	1	162	1	60	1	0	0	244	1	1310	1
Clay	8	0	34	0	24	0	0	0	66	0	0	0	7	0	3	0	0	0	10	0	76	0
Clayton	280	3	822	1	373	1	0	0	1475	1	79	4	388	2	125	1	0	0	592	2	2067	2
Clinch	16	0	85	0	51	0	0	0	152	0	5	0	31	0	9	0	0	0	45	0	197	0
Cobb	714	7	4780	8	2383	8	0	0	7877	8	150	7	1383	8	741	9	0	0	2274	8	10151	8
Coffee	52	1	297	0	153	1	0	0	502	0	3	0	82	0	42	0	0	0	127	0	629	0

(continued)

Probationer Statistical Profile

Sample: Active & admin probationers, not in facilities  
Act probationers 06/16/2003

Requestor: Nancy Phillips, Statistician

County of conviction by current age & sex (continued)

County	Men					Women					Grand Total	%										
	age 00-21	age %22-39	age %40-98	age %UNKWN	Men %Total	age 00-21	age %22-39	age %40-98	age %UNKWN	Women %Total												
Colquit	91	1	426	1	230	1	0	0	747	1	6	0	99	1	42	0	0	0	147	1	894	1
Columbia	68	1	317	1	121	0	0	0	506	0	12	1	81	0	51	1	0	0	144	1	650	1
Cook	29	0	245	0	141	0	0	0	415	0	1	0	64	0	32	0	0	0	97	0	512	0
Coweta	114	1	442	1	218	1	0	0	774	1	20	1	162	1	75	1	0	0	257	1	1031	1
Crawford	15	0	65	0	29	0	0	0	109	0	3	0	9	0	9	0	0	0	21	0	130	0
Crisp	71	1	269	0	141	0	0	0	481	0	20	1	102	1	34	0	0	0	156	1	637	0
Dade	35	0	167	0	75	0	0	0	277	0	7	0	56	0	21	0	0	0	84	0	361	0
Dawson	14	0	133	0	76	0	0	0	223	0	3	0	55	0	34	0	0	0	92	0	315	0
Decatur	32	0	347	1	198	1	0	0	577	1	13	1	102	1	43	1	0	0	158	1	735	1
DeKalb	523	5	2820	5	1310	4	0	0	4653	5	132	6	839	5	347	4	0	0	1318	5	5971	5
Dodge	26	0	153	0	74	0	0	0	253	0	7	0	51	0	24	0	0	0	82	0	335	0
Dooly	20	0	128	0	56	0	0	0	204	0	2	0	30	0	17	0	0	0	49	0	253	0
Dougherty	304	3	2221	4	1180	4	0	0	3705	4	61	3	628	4	310	4	0	0	999	4	4704	4
Douglas	184	2	1493	2	855	3	0	0	2532	2	54	2	527	3	265	3	0	0	846	3	3378	3
Early	32	0	140	0	67	0	0	0	239	0	5	0	39	0	21	0	0	0	65	0	304	0
Echols	0	0	19	0	14	0	0	0	33	0	1	0	1	0	2	0	0	0	4	0	37	0
Effingham	46	0	212	0	101	0	0	0	359	0	12	1	67	0	39	0	0	0	118	0	477	0
Elbert	16	0	186	0	120	0	0	0	322	0	1	0	57	0	23	0	0	0	81	0	403	0
Emanuel	24	0	147	0	60	0	0	0	231	0	4	0	44	0	16	0	0	0	64	0	295	0
Evans	11	0	59	0	24	0	0	0	94	0	5	0	13	0	4	0	0	0	22	0	116	0
Fannin	21	0	183	0	139	0	0	0	343	0	6	0	72	0	25	0	0	0	103	0	446	0
Fayette	76	1	395	1	175	1	0	0	646	1	15	1	160	1	66	1	0	0	241	1	887	1
Floyd	115	1	918	2	554	2	0	0	1587	2	33	2	368	2	193	2	0	0	594	2	2181	2
Forsyth	72	1	394	1	224	1	0	0	690	1	9	0	138	1	62	1	0	0	209	1	899	1
Franklin	18	0	186	0	102	0	0	0	306	0	3	0	46	0	24	0	0	0	73	0	379	0
Fulton	644	6	4310	7	2094	7	0	0	7048	7	73	3	836	5	455	5	0	0	1364	5	8412	6
Gilmer	35	0	257	0	151	0	0	0	443	0	5	0	79	0	52	1	0	0	136	0	579	0
Glascocock	5	0	6	0	5	0	0	0	16	0	0	0	0	0	0	0	0	0	0	0	16	0
Glynn	120	1	594	1	302	1	0	0	1016	1	27	1	174	1	82	1	0	0	283	1	1299	1
Gordon	71	1	509	1	305	1	0	0	885	1	18	1	184	1	96	1	0	0	298	1	1183	1
Grady	35	0	235	0	127	0	0	0	397	0	5	0	44	0	30	0	0	0	79	0	476	0
Greene	39	0	222	0	85	0	0	0	346	0	5	0	47	0	19	0	0	0	71	0	417	0
Gwinnett	565	5	2945	5	1326	4	0	0	4836	5	130	6	876	5	392	5	0	0	1398	5	6234	5
Habersham	29	0	154	0	101	0	0	0	284	0	7	0	46	0	22	0	0	0	75	0	359	0
Hall	124	1	739	1	465	2	0	0	1328	1	36	2	288	2	141	2	0	0	465	2	1793	1

(continued)

Probationer Statistical Profile

Sample: Active & admin probationers, not in facilities  
Act probationers 06/16/2003

Requestor: Nancy Phillips, Statistician

County of conviction by current age & sex (continued)

County	Men					Women					Grand Total	%										
	age 00-21	age %22-39	age %40-98	age %UNKWN	Men %Total	age 00-21	age %22-39	age %40-98	age %UNKWN	Women %Total												
Hancock	13	0	71	0	32	0	0	0	116	0	2	0	7	0	6	0	0	0	15	0	131	0
Haralson	16	0	179	0	151	0	0	0	346	0	4	0	43	0	30	0	0	0	77	0	423	0
Harris	31	0	120	0	67	0	0	0	218	0	5	0	20	0	15	0	0	0	40	0	258	0
Hart	13	0	150	0	64	0	0	0	227	0	2	0	27	0	21	0	0	0	50	0	277	0
Heard	8	0	48	0	35	0	0	0	91	0	2	0	12	0	8	0	0	0	22	0	113	0
Henry	188	2	890	1	336	1	0	0	1414	1	49	2	256	1	111	1	0	0	416	1	1830	1
Houston	145	1	786	1	408	1	0	0	1339	1	38	2	277	2	100	1	0	0	415	1	1754	1
Irwin	15	0	82	0	57	0	0	0	154	0	3	0	13	0	7	0	0	0	23	0	177	0
Jackson	54	1	341	1	180	1	0	0	575	1	10	0	109	1	55	1	0	0	174	1	749	1
Jasper	18	0	82	0	52	0	0	0	152	0	2	0	14	0	10	0	0	0	26	0	178	0
Jeff Davis	11	0	113	0	61	0	0	0	185	0	4	0	31	0	13	0	0	0	48	0	233	0
Jefferson	35	0	139	0	54	0	0	0	228	0	2	0	22	0	6	0	0	0	30	0	258	0
Jenkins	13	0	90	0	40	0	0	0	143	0	5	0	19	0	6	0	0	0	30	0	173	0
Johnson	10	0	112	0	35	0	0	0	157	0	0	0	16	0	10	0	0	0	26	0	183	0
Jones	46	0	225	0	125	0	0	0	396	0	7	0	45	0	27	0	0	0	79	0	475	0
Lamar	28	0	182	0	73	0	0	0	283	0	9	0	41	0	14	0	0	0	64	0	347	0
Lanier	15	0	110	0	58	0	0	0	183	0	4	0	12	0	9	0	0	0	25	0	208	0
Laurens	64	1	412	1	233	1	0	0	709	1	10	0	93	1	40	0	0	0	143	1	852	1
Lee	35	0	272	0	134	0	0	0	441	0	9	0	42	0	24	0	0	0	75	0	516	0
Liberty	34	0	150	0	49	0	0	0	233	0	3	0	41	0	22	0	0	0	66	0	299	0
Lincoln	12	0	57	0	33	0	0	0	102	0	1	0	7	0	13	0	0	0	21	0	123	0
Long	20	0	46	0	15	0	0	0	81	0	1	0	5	0	3	0	0	0	9	0	90	0
Lowndes	220	2	1125	2	462	2	0	0	1807	2	48	2	312	2	137	2	0	0	497	2	2304	2
Lumpkin	17	0	174	0	95	0	0	0	286	0	5	0	60	0	31	0	0	0	96	0	382	0
Macon	6	0	153	0	127	0	0	0	286	0	4	0	20	0	18	0	0	0	42	0	328	0
Madison	39	0	148	0	94	0	0	0	281	0	3	0	46	0	28	0	0	0	77	0	358	0
Marion	11	0	50	0	24	0	0	0	85	0	2	0	10	0	7	0	0	0	19	0	104	0
McDuffie	23	0	175	0	78	0	0	0	276	0	2	0	36	0	20	0	0	0	58	0	334	0
McIntosh	9	0	65	0	48	0	0	0	122	0	7	0	21	0	11	0	0	0	39	0	161	0
Meriwether	33	0	154	0	92	0	0	0	279	0	4	0	32	0	24	0	0	0	60	0	339	0
Miller	22	0	81	0	34	0	0	0	137	0	1	0	16	0	6	0	0	0	23	0	160	0
Mitchell	46	0	319	1	143	0	0	0	508	1	6	0	73	0	37	0	0	0	116	0	624	0
Monroe	15	0	205	0	86	0	0	0	306	0	3	0	54	0	22	0	0	0	79	0	385	0
Montgomery	13	0	62	0	26	0	0	0	101	0	0	0	11	0	9	0	0	0	20	0	121	0
Morgan	16	0	142	0	91	0	0	0	249	0	4	0	17	0	15	0	0	0	36	0	285	0

(continued)

Probationer Statistical Profile

Sample: Active & admin probationers, not in facilities  
Act probationers 06/16/2003

Requestor: Nancy Phillips, Statistician

County of conviction by current age & sex (continued)

County	M e n					W o m e n					Grand Total	%										
	age 00-21	age % 22-39	age % 40-98	age % UNKWN	Men % Total	age 00-21	age % 22-39	age % 40-98	age % UNKWN	Women % Total												
Murray	29	0	144	0	68	0	0	0	241	0	5	0	48	0	18	0	0	0	71	0	312	0
Muscogee	259	3	1243	2	716	2	0	0	2218	2	78	4	512	3	243	3	0	0	833	3	3051	2
Newton	76	1	771	1	466	2	0	0	1313	1	21	1	174	1	120	1	0	0	315	1	1628	1
Oconee	17	0	70	0	40	0	0	0	127	0	4	0	23	0	9	0	0	0	36	0	163	0
Oglethorpe	11	0	80	0	44	0	0	0	135	0	1	0	11	0	10	0	0	0	22	0	157	0
Paulding	80	1	402	1	215	1	0	0	697	1	9	0	77	0	50	1	0	0	136	0	833	1
Peach	40	0	192	0	77	0	0	0	309	0	0	0	42	0	15	0	0	0	57	0	366	0
Pickens	29	0	164	0	106	0	0	0	299	0	3	0	65	0	33	0	0	0	101	0	400	0
Pierce	9	0	51	0	23	0	0	0	83	0	0	0	18	0	9	0	0	0	27	0	110	0
Pike	4	0	48	0	27	0	0	0	79	0	0	0	7	0	3	0	0	0	10	0	89	0
Polk	38	0	392	1	228	1	0	0	658	1	5	0	87	0	52	1	0	0	144	1	802	1
Pulaski	18	0	73	0	33	0	0	0	124	0	1	0	23	0	13	0	0	0	37	0	161	0
Putnam	24	0	209	0	123	0	0	0	356	0	5	0	35	0	29	0	0	0	69	0	425	0
Quitman	8	0	24	0	15	0	0	0	47	0	2	0	7	0	7	0	0	0	16	0	63	0
Rabun	25	0	83	0	61	0	0	0	169	0	6	0	18	0	22	0	0	0	46	0	215	0
Randolph	18	0	106	0	45	0	0	0	169	0	2	0	32	0	21	0	0	0	55	0	224	0
Richmond	286	3	1342	2	663	2	0	0	2291	2	72	3	523	3	226	3	0	0	821	3	3112	2
Rockdale	73	1	333	1	161	1	0	0	567	1	24	1	124	1	53	1	0	0	201	1	768	1
Schley	4	0	59	0	37	0	0	0	100	0	1	0	17	0	4	0	0	0	22	0	122	0
Screven	32	0	122	0	73	0	0	0	227	0	4	0	32	0	26	0	0	0	62	0	289	0
Seminole	18	0	127	0	64	0	0	0	209	0	2	0	33	0	10	0	0	0	45	0	254	0
Spalding	75	1	461	1	231	1	0	0	767	1	30	1	177	1	85	1	0	0	292	1	1059	1
Stephens	33	0	137	0	75	0	0	0	245	0	9	0	51	0	26	0	0	0	86	0	331	0
Stewart	6	0	87	0	47	0	0	0	140	0	1	0	11	0	15	0	0	0	27	0	167	0
Sumter	65	1	562	1	397	1	0	0	1024	1	12	1	175	1	88	1	0	0	275	1	1299	1
Talbot	7	0	49	0	27	0	0	0	83	0	0	0	4	0	6	0	0	0	10	0	93	0
Taliaferro	6	0	12	0	4	0	0	0	22	0	0	0	2	0	2	0	0	0	4	0	26	0
Tattnall	22	0	76	0	55	0	0	0	153	0	2	0	13	0	9	0	0	0	24	0	177	0
Taylor	9	0	84	0	37	0	0	0	130	0	1	0	10	0	6	0	0	0	17	0	147	0
Telfair	17	0	131	0	52	0	0	0	200	0	3	0	51	0	20	0	0	0	74	0	274	0
Terrell	21	0	164	0	48	0	0	0	233	0	11	1	37	0	17	0	0	0	65	0	298	0
Thomas	131	1	702	1	321	1	0	0	1154	1	13	1	179	1	74	1	0	0	266	1	1420	1
Tift	27	0	374	1	200	1	0	0	601	1	4	0	95	1	42	0	0	0	141	0	742	1
Toombs	32	0	159	0	87	0	0	0	278	0	7	0	62	0	27	0	0	0	96	0	374	0
Towns	5	0	50	0	25	0	0	0	80	0	1	0	14	0	6	0	0	0	21	0	101	0

(continued)

Probationer Statistical Profile

Sample: Active & admin probationers, not in facilities  
Act probationers 06/16/2003

Requestor: Nancy Phillips, Statistician

County of conviction by current age & sex (continued)

County	Men					Women					Grand Total %
	age 00-21	age %22-39	age %40-98	age %UNKWN	Men %Total	age 00-21	age %22-39	age %40-98	age %UNKWN	Women %Total	
Treutlen	12 0	74 0	51 0	0 0	137 0	2 0	15 0	14 0	0 0	31 0	168 0
Troup	110 1	471 1	229 1	0 0	810 1	22 1	186 1	73 1	0 0	281 1	1091 1
Turner	16 0	94 0	45 0	0 0	155 0	2 0	18 0	12 0	0 0	32 0	187 0
Twiggs	6 0	68 0	38 0	0 0	112 0	4 0	18 0	10 0	0 0	32 0	144 0
Union	16 0	68 0	53 0	0 0	137 0	7 0	22 0	21 0	0 0	50 0	187 0
Upson	48 0	159 0	68 0	0 0	275 0	10 0	47 0	22 0	0 0	79 0	354 0
Walker	71 1	400 1	201 1	0 0	672 1	13 1	116 1	58 1	0 0	187 1	859 1
Walton	91 1	679 1	410 1	0 0	1180 1	15 1	155 1	77 1	0 0	247 1	1427 1
Ware	35 0	230 0	133 0	0 0	398 0	8 0	76 0	31 0	0 0	115 0	513 0
Warren	6 0	46 0	29 0	0 0	81 0	0 0	2 0	1 0	0 0	3 0	84 0
Washington	30 0	123 0	58 0	0 0	211 0	2 0	32 0	19 0	0 0	53 0	264 0
Wayne	50 0	268 0	129 0	0 0	447 0	15 1	71 0	35 0	0 0	121 0	568 0
Webster	8 0	35 0	29 0	0 0	72 0	2 0	6 0	1 0	0 0	9 0	81 0
Wheeler	6 0	41 0	25 0	0 0	72 0	1 0	7 0	7 0	0 0	15 0	87 0
White	19 0	120 0	92 0	0 0	231 0	1 0	42 0	18 0	0 0	61 0	292 0
Whitfield	106 1	673 1	306 1	0 0	1085 1	35 2	261 1	120 1	0 0	416 1	1501 1
Wilcox	10 0	52 0	19 0	0 0	81 0	0 0	9 0	4 0	0 0	13 0	94 0
Wilkes	15 0	83 0	47 0	0 0	145 0	1 0	18 0	10 0	0 0	29 0	174 0
Wilkinson	8 0	82 0	45 0	0 0	135 0	3 0	21 0	13 0	0 0	37 0	172 0
Worth	29 0	192 0	92 0	0 0	313 0	2 0	23 0	24 0	0 0	49 0	362 0
Out of state	191 2	1507 2	617 2	0 0	2315 2	49 2	491 3	195 2	0 0	735 3	3050 2
Total reported	10309	60579	30539	0	101427	2176	17677	8528	0	28381	129808
Percent Reported	100.0	100.0	100.0		100.0	100.0	100.0	100.0		100.0	100.0
Not reported	0	4	2	0	6	0	0	2	0	2	8
Total	10309	60583	30541	0	101433	2176	17677	8530	0	28383	129816

Probationer Statistical Profile

Sample: Active & admin probationers, not in facilities  
Act probationers 06/16/2003

Requestor: Nancy Phillips, Statistician

Circuit of conviction by current age & sex

Circuit of conv	Men						Women						Grand Total	%
	age 00-21	age 22-39	age 40-98	UNKWN	Men Total	age 00-21	age 22-39	age 40-98	UNKWN	Women Total				
Alapaha	106	694	393	0	1193	24	166	81	0	271	1464	1		
Alcovy	167	1450	876	0	2493	36	329	197	0	562	3055	2		
Atlanta	644	4323	2107	0	7074	74	839	457	0	1370	8444	7		
Atlantic	123	495	234	0	852	24	119	66	0	209	1061	1		
Augusta	383	1785	842	0	3010	87	631	292	0	1010	4020	3		
Blue Ridge	183	917	446	0	1546	38	267	139	0	444	1990	2		
Brunswick	243	1328	629	0	2200	60	359	164	0	583	2783	2		
Chattahoochee	330	1597	892	0	2819	87	569	281	0	937	3756	3		
Cherokee	179	1481	822	0	2482	54	489	229	0	772	3254	3		
Clayton	280	820	371	0	1471	79	387	125	0	591	2062	2		
Cobb	714	4776	2378	0	7868	150	1381	740	0	2271	10139	8		
Conasauga	135	817	374	0	1326	40	309	138	0	487	1813	1		
Cordele	125	642	310	0	1077	32	197	79	0	308	1385	1		
Coweta	370	1630	811	0	2811	74	552	256	0	882	3693	3		
Dougherty	304	2221	1180	0	3705	61	628	310	0	999	4704	4		
Dublin	92	666	357	0	1115	16	142	74	0	232	1347	1		
Eastern	393	1705	832	0	2930	90	635	299	0	1024	3954	3		
Flint	188	890	336	0	1414	49	256	111	0	416	1830	1		
Griffin	203	1063	501	0	1767	55	391	176	0	622	2389	2		
Gwinnett	565	2944	1326	0	4835	130	876	392	0	1398	6233	5		
Houston	145	786	408	0	1339	38	277	100	0	415	1754	1		
Lookout Mountain	186	1157	546	0	1889	49	358	167	0	574	2463	2		
Macon	316	1943	939	0	3198	46	586	281	0	913	4111	3		
Middle	139	629	300	0	1068	17	185	83	0	285	1353	1		
Mountain	87	374	237	0	698	22	115	70	0	207	905	1		
Northeastern	138	872	541	0	1551	39	343	175	0	557	2108	2		
Northern	97	750	424	0	1271	10	187	106	0	303	1574	1		
Ocmulgee	278	1638	835	0	2751	39	330	204	0	573	3324	3		
Oconee	110	593	258	0	961	19	179	92	0	290	1251	1		
Ogeechee	206	961	383	0	1550	41	259	112	0	412	1962	2		
Pataula	127	676	297	0	1100	23	171	85	0	279	1379	1		
Piedmont	114	761	458	0	1333	33	242	125	0	400	1733	1		
Rome	115	918	554	0	1587	33	368	193	0	594	2181	2		
South Georgia	123	1025	524	0	1672	25	244	119	0	388	2060	2		

(continued)



Probationer Statistical Profile

Sample: Active & admin probationers, not in facilities  
Act probationers 06/16/2003

Requestor: Nancy Phillips, Statistician

Circuit of conviction by current age & sex (continued)

Circuit of conv	Men					Women					Grand Total %	
	age 00-21	age 22-39	age 40-98	age UNKWN	Men Total %	age 00-21	age 22-39	age 40-98	age UNKWN	Women Total %		
Southern	466	52408	41085	40	0.03959	70	3613	4269	30	0.0952	4911	4
Southwestern	124	1168	2771	30	0.02063	29	1271	2150	20	0.0450	2513	2
Stone Mountain	523	52820	51310	40	0.04653	132	6839	5347	40	0.01318	5971	5
Tallapoosa	54	571	1379	10	0.01004	9	0130	182	10	0.0221	1225	1
Tifton	87	742	1394	10	0.01223	11	1149	185	10	0.0245	1468	1
Toombs	67	379	1196	10	0.0642	4	065	046	10	0.0115	757	1
Waycross	129	755	1405	10	0.01289	15	1212	199	10	0.0326	1615	1
Western	154	737	1302	10	0.01193	26	1185	169	10	0.0280	1473	1
Rockdale	73	333	1161	10	0.0567	24	1124	153	10	0.0201	768	1
Douglas	184	21493	3855	30	0.02532	54	3527	3265	30	0.0846	3378	3
Appalachian	85	604	1396	10	0.01085	14	1216	1110	10	0.0340	1425	1
Enotah	57	412	1265	10	0.0734	14	1138	176	10	0.0228	962	1
Bell-Forsyth	72	394	1224	10	0.0690	9	0138	162	10	0.0209	899	1
Towaliga	69	583	1266	10	0.0918	15	1150	163	10	0.0228	1146	1
Paulding	80	402	1215	10	0.0697	9	077	050	10	0.0136	833	1
OUT OF STATE	191	21508	3617	20	0.02316	49	2491	3195	20	0.0735	3051	2
Total reported	10323	60636	30562	0	101521	2178	17691	8539	0	28408	129929	
Percent Reported	100.1	100.1	100.1		100.1	100.1	100.1	100.1		100.1	100.1	
NOT REPORTED	93	708	378	0	1179	26	175	87	0	288	1467	
Total	10309	60583	30541	0	101433	2176	17677	8530	0	28383	129816	

Probationer Statistical Profile

Sample: Active & admin probationers, not in facilities  
Act probationers 06/16/2003

Requestor: Nancy Phillips, Statistician

Circuit of supervision by current age & sex

Circuit of supv	Men					Women					Grand Total	%
	age 00-21	age 22-39	age 40-98	UNKWN	Total	age 00-21	age 22-39	age 40-98	UNKWN	Total		
Alapaha	93	1708	378	0	1179	26	175	87	0	288	1467	1
Alcovy	157	21406	833	0	2396	40	326	194	0	560	2956	2
Atlanta	795	85381	92529	0	8705	116	1210	616	0	1942	10647	8
Atlantic	133	511	236	0	880	27	137	64	0	228	1108	1
Augusta	390	41909	887	0	3186	86	636	296	0	1018	4204	3
Blue Ridge	167	883	452	0	1502	39	268	143	0	450	1952	2
Brunswick	252	21379	658	0	2289	64	400	178	0	642	2931	2
Chattahoochee	317	31625	907	0	2849	90	574	289	0	953	3802	3
Cherokee	188	21542	819	0	2549	55	489	231	0	775	3324	3
Clayton	271	3929	411	0	1611	77	428	143	0	648	2259	2
Cobb	696	74427	2151	0	7274	122	1220	629	0	1971	9245	7
Conasauga	150	921	428	0	1499	42	331	144	0	517	2016	2
Cordele	121	583	303	0	1007	27	181	68	0	276	1283	1
Coweta	383	41699	871	0	2953	85	602	266	0	953	3906	3
Dougherty	302	32247	1185	0	3734	69	619	309	0	997	4731	4
Dublin	94	664	351	0	1109	14	151	79	0	244	1353	1
Eastern	402	41778	841	0	3021	88	630	301	0	1019	4040	3
Flint	157	838	367	0	1362	42	248	105	0	395	1757	1
Griffin	196	21037	499	0	1732	51	376	172	0	599	2331	2
Gwinnett	577	62874	1232	0	4683	136	876	370	0	1382	6065	5
Houston	142	709	365	0	1216	35	248	90	0	373	1589	1
Lookout Mountain	184	21178	579	0	1941	43	374	184	0	601	2542	2
Macon	328	32151	1022	0	3501	55	630	316	0	1001	4502	3
Middle	135	627	320	0	1082	16	185	91	0	292	1374	1
Mountain	96	400	258	0	754	20	124	80	0	224	978	1
Northeastern	147	948	558	0	1653	40	362	189	0	591	2244	2
Northern	100	787	436	0	1323	11	206	115	0	332	1655	1
Ocmulgee	257	31497	795	0	2549	39	330	192	0	561	3110	2
Oconee	102	571	255	0	928	21	178	92	0	291	1219	1
Ogeechee	172	2870	389	0	1431	38	242	105	0	385	1816	1
Pataula	127	687	296	0	1110	21	183	89	0	293	1403	1
Piedmont	122	1757	466	0	1345	28	237	122	0	387	1732	1
Rome	116	917	546	0	1579	38	367	193	0	598	2177	2
South Georgia	125	1025	547	0	1697	27	255	119	0	401	2098	2

(continued)

Probationer Statistical Profile

Sample: Active & admin probationers, not in facilities  
Act probationers 06/16/2003

Requestor: Nancy Phillips, Statistician

Circuit of supervision by current age & sex (continued)

Circuit of supv	M e n					W o m e n					Grand Total %											
	age  00-21	age % 22-39	age % 40-98	age % UNKWN	Men % Total	age  00-21	age % 22-39	age % 40-98	age % UNKWN	Women % Total												
Southern	466	5	2416	4	1119	4	0	0	4001	4	72	3	608	3	268	3	0	0	948	3	4949	4
Southwestern	118	1	1105	2	726	2	0	0	1949	2	25	1	269	2	149	2	0	0	443	2	2392	2
Stone Mountain	571	6	3197	5	1426	5	0	0	5194	5	146	7	923	5	387	5	0	0	1456	5	6650	5
Tallapoosa	61	1	601	1	391	1	0	0	1053	1	8	0	155	1	94	1	0	0	257	1	1310	1
Tifton	99	1	780	1	406	1	0	0	1285	1	9	0	160	1	99	1	0	0	268	1	1553	1
Toombs	64	1	371	1	193	1	0	0	628	1	3	0	70	0	43	1	0	0	116	0	744	1
Waycross	139	1	764	1	426	1	0	0	1329	1	16	1	215	1	101	1	0	0	332	1	1661	1
Western	147	1	762	1	322	1	0	0	1231	1	31	1	159	1	69	1	0	0	259	1	1490	1
Rockdale	74	1	384	1	180	1	0	0	638	1	28	1	133	1	54	1	0	0	215	1	853	1
Douglas	160	2	1261	2	721	2	0	0	2142	2	34	2	416	2	217	3	0	0	667	2	2809	2
Appalachian	87	1	617	1	407	1	0	0	1111	1	17	1	217	1	110	1	0	0	344	1	1455	1
Enotah	58	1	402	1	271	1	0	0	731	1	10	0	138	1	76	1	0	0	224	1	955	1
Bell-Forsyth	59	1	348	1	208	1	0	0	615	1	9	0	127	1	57	1	0	0	193	1	808	1
Towaliga	66	1	527	1	272	1	0	0	865	1	16	1	154	1	73	1	0	0	243	1	1108	1
Paulding	93	1	475	1	257	1	0	0	825	1	16	1	115	1	64	1	0	0	195	1	1020	1
Total reported	10256		60475		30495		0		101226		2168		17657		8522		0		28347		129573	

Probationer Statistical Profile

Sample: Active & admin probationers, not in facilities  
Act probationers 06/16/2003

Requestor: Nancy Phillips, Statistician

Sentence length in years by current age & sex

Sentence (in years)	Men					Women					Grand Total %
	age 00-21	age %22-39	age %40-98	age %UNKWN	Men %Total	age 00-21	age %22-39	age %40-98	age %UNKWN	Women %Total	
0-1	31 0	225 0	126 0	0 0	382 0	11 1	70 0	28 0	0 0	109 0	491 0
1.1-2	232 2	1307 2	598 2	0 0	2137 2	68 3	333 2	174 2	0 0	575 2	2712 2
2.1-3	925 9	3185 5	1415 5	0 0	5525 5	292 13	1185 7	459 5	0 0	1936 7	7461 6
3.1-4	1423 14	5390 9	2493 8	0 0	9306 9	449 21	2258 13	802 9	0 0	3509 12	12815 10
4.1-5	1270 12	6540 11	2933 10	0 0	10743 11	229 11	1844 10	816 10	0 0	2889 10	13632 11
5.1-6	3782 37	18819 31	8654 28	0 0	31255 31	762 35	5863 33	2549 30	0 0	9174 32	40429 31
6.1-7	352 3	2668 4	1291 4	0 0	4311 4	64 3	737 4	359 4	0 0	1160 4	5471 4
7.1-8	434 4	3670 6	1680 6	0 0	5784 6	55 3	892 5	429 5	0 0	1376 5	7160 6
8.1-9	317 3	2841 5	1487 5	0 0	4645 5	42 2	756 4	432 5	0 0	1230 4	5875 5
9.1-10	174 2	1524 3	895 3	0 0	2593 3	26 1	379 2	206 2	0 0	611 2	3204 2
10.1-12	1111 11	9736 16	5163 17	0 0	16010 16	154 7	2621 15	1571 18	0 0	4346 15	20356 16
12.1-15	66 1	1169 2	893 3	0 0	2128 2	10 0	192 1	169 2	0 0	371 1	2499 2
15.1-20	133 1	2013 3	1491 5	0 0	3637 4	9 0	328 2	297 3	0 0	634 2	4271 3
20.1-OVER	59 1	1486 2	1368 4	0 0	2913 3	5 0	219 1	236 3	0 0	460 2	3373 3
INDEFINITE	0 0	0 0	0 0	0 0	0 0	0 0	0 0	0 0	0 0	0 0	0 0
Total reported	10309	60573	30487	0	101369	2176	17677	8527	0	28380	129749
Percent Reported	100.0	100.0	99.8		99.9	100.0	100.0	100.0		100.0	99.9
NOT REPORTED	0	10	54	0	64	0	0	3	0	3	67
Total	10309	60583	30541	0	101433	2176	17677	8530	0	28383	129816
AVERAGE EXCLUDING INDEFINITE	5.40	6.71	7.46	.00	6.80	4.65	6.03	6.92	.00	6.19	6.67

Probationer Statistical Profile

Sample: Active & admin probationers, not in facilities  
Act probationers 06/16/2003

Requestor: Nancy Phillips, Statistician

Time served in years by current age & sex

Time served (in yrs)	M e n					W o m e n					Grand Total %
	age 00-21	age %22-39	age %40-98	age %UNKWN	Men %Total	age 00-21	age %22-39	age %40-98	age %UNKWN	Women %Total	
0-1	5320 52	17707 29	7864 26	0 0	30891 30	1116 51	5552 31	2159 25	0 0	8827 31	39718 31
1.1-2	3060 30	14241 24	6338 21	0 0	23639 23	711 33	4391 25	1866 22	0 0	6968 25	30607 24
2.1-3	1377 13	10103 17	4746 16	0 0	16226 16	271 12	3077 17	1417 17	0 0	4765 17	20991 16
3.1-4	465 5	7192 12	3803 12	0 0	11460 11	69 3	1983 11	1038 12	0 0	3090 11	14550 11
4.1-5	70 1	5169 9	2743 9	0 0	7982 8	9 0	1316 7	781 9	0 0	2106 7	10088 8
5.1-6	9 0	2031 3	1089 4	0 0	3129 3	0 0	499 3	353 4	0 0	852 3	3981 3
6.1-7	3 0	1370 2	818 3	0 0	2191 2	0 0	305 2	228 3	0 0	533 2	2724 2
7.1-8	1 0	904 1	641 2	0 0	1546 2	0 0	199 1	180 2	0 0	379 1	1925 1
8.1-9	0 0	630 1	490 2	0 0	1120 1	0 0	130 1	118 1	0 0	248 1	1368 1
9.1-10	1 0	452 1	406 1	0 0	859 1	0 0	102 1	130 2	0 0	232 1	1091 1
10.1-12	0 0	374 1	508 2	0 0	882 1	0 0	54 0	86 1	0 0	140 0	1022 1
12.1-15	1 0	257 0	570 2	0 0	828 1	0 0	44 0	91 1	0 0	135 0	963 1
15.1-20	0 0	94 0	359 1	0 0	453 0	0 0	14 0	51 1	0 0	65 0	518 0
20.1-OVER	1 0	57 0	164 1	0 0	222 0	0 0	10 0	32 0	0 0	42 0	264 0
Total reported	10308	60581	30539	0	101428	2176	17676	8530	0	28382	129810
Percent Reported	100.0	100.0	100.0		100.0	100.0	100.0	100.0		100.0	100.0
NOT REPORTED	1	2	2	0	5	0	1	0	0	1	6
Total	10309	60583	30541	0	101433	2176	17677	8530	0	28383	129816
AVERAGE TIME SERVED	1.19	2.53	3.36	.00	2.65	1.15	2.27	3.16	.00	2.45	2.60

Probationer Statistical Profile

Sample: Active & admin probationers, not in facilities  
Act probationers 06/16/2003

Requestor: Nancy Phillips, Statistician

Time left to serve by current age & sex

Time left (in years)	M e n					W o m e n					Grand Total %
	age 00-21	age %22-39	age %40-98	age %UNKWN	Men %Total	age 00-21	age %22-39	age %40-98	age %UNKWN	Women %Total	
0-1	829 8	9726 16	5058 17	0 0	15613 15	272 13	2987 17	1487 17	0 0	4746 17	20359 16
1.1-2	1451 14	9927 16	5142 17	0 0	16520 16	396 18	3201 18	1515 18	0 0	5112 18	21632 17
2.1-3	1802 17	9772 16	4790 16	0 0	16364 16	443 20	2995 17	1379 16	0 0	4817 17	21181 16
3.1-4	1913 19	8448 14	3968 13	0 0	14329 14	358 16	2515 14	1133 13	0 0	4006 14	18335 14
4.1-5	1993 19	7484 12	3448 11	0 0	12925 13	395 18	2241 13	980 11	0 0	3616 13	16541 13
5.1-6	351 3	3207 5	1535 5	0 0	5093 5	48 2	792 4	442 5	0 0	1282 5	6375 5
6.1-7	421 4	2877 5	1552 5	0 0	4850 5	58 3	735 4	373 4	0 0	1166 4	6016 5
7.1-8	431 4	2458 4	1269 4	0 0	4158 4	39 2	663 4	348 4	0 0	1050 4	5208 4
8.1-9	407 4	2011 3	1012 3	0 0	3430 3	75 3	546 3	284 3	0 0	905 3	4335 3
9.1-10	455 4	1801 3	907 3	0 0	3163 3	68 3	531 3	241 3	0 0	840 3	4003 3
10.1-12	53 1	869 1	505 2	0 0	1427 1	4 0	111 1	84 1	0 0	199 1	1626 1
12.1-15	132 1	1055 2	600 2	0 0	1787 2	12 1	193 1	110 1	0 0	315 1	2102 2
15.1-20	65 1	600 1	442 1	0 0	1107 1	5 0	112 1	90 1	0 0	207 1	1314 1
20.1-OVER	6 0	310 1	234 1	0 0	550 1	0 0	40 0	55 1	0 0	95 0	645 0
INDEFINITE	0 0	0 0	0 0	0 0	0 0	0 0	0 0	0 0	0 0	0 0	0 0
NONE	0 0	28 0	22 0	0 0	50 0	3 0	15 0	6 0	0 0	24 0	74 0
Total reported	10309	60573	30484	0	101366	2176	17677	8527	0	28380	129746
Percent Reported	100.0	100.0	99.8		99.9	100.0	100.0	100.0		100.0	99.9
NOT REPORTED	0	10	57	0	67	0	0	3	0	3	70
Total	10309	60583	30541	0	101433	2176	17677	8530	0	28383	129816
AVERAGE EXCLUDING INDEFINITE, NONE	4.12	3.96	4.11	.00	4.02	3.44	3.61	3.84	.00	3.66	3.94

Probationer Statistical Profile

Sample: Active & admin probationers, not in facilities  
Act probationers 06/16/2003

Requestor: Nancy Phillips, Statistician

Case type by current age & sex

Case type	M e n					W o m e n					Grand Total %	
	age  00-21	age % 22-39	age % 40-98	age % UNKWN	Men % Total	age  00-21	age % 22-39	age % 40-98	age % UNKWN	Women % Total		
PRESENTENCE	0 0	0 0	0 0	0 0	0 0	0 0	0 0	0 0	0 0	0 0	0 0	0 0
SPLIT SENTENCE	161 2	5853 10	4608 15	0 0	10622 10	19 1	691 4	583 7	0 0	1293 5	11915 9	
STRAIGHT SENTENCE	9957 97	53191 88	25253 83	0 0	88401 87	2104 97	16482 93	7740 91	0 0	26326 93	114727 88	
ABANDONMENT&BASTARDY	0 0	10 0	54 0	0 0	64 0	0 0	1 0	2 0	0 0	3 0	67 0	
OUT OF STATE PROB	191 2	1521 3	620 2	0 0	2332 2	49 2	491 3	198 2	0 0	738 3	3070 2	
OUT OF STATE A&B	0 0	0 0	1 0	0 0	1 0	0 0	1 0	0 0	0 0	1 0	2 0	
SUSPENDED SENTENCE	0 0	8 0	5 0	0 0	13 0	4 0	11 0	7 0	0 0	22 0	35 0	
Total reported	10309	60583	30541	0	101433	2176	17677	8530	0	28383	129816	
Percent Reported	100.0	100.0	100.0		100.0	100.0	100.0	100.0		100.0	100.0	
NOT REPORTED	0	0	0	0	0	0	0	0	0	0	0	
Total	10309	60583	30541	0	101433	2176	17677	8530	0	28383	129816	

Probationer Statistical Profile

Sample: Active & admin probationers, not in facilities  
Act probationers 06/16/2003

Requestor: Nancy Phillips, Statistician

Release type by current age & sex

Release type	M e n					W o m e n					Grand Total %	
	age  00-21	age % 22-39	age % 40-98	age % UNKWN	Men % Total	age  00-21	age % 22-39	age % 40-98	age % UNKWN	Women % Total		
TRANSF OUT OF STATE	0 0	0 0	0 0	0 0	0 0	0 0	0 0	0 0	0 0	0 0	0 0	0 0
REVOKED (TECHNICAL)	0 0	0 0	0 0	0 0	0 0	0 0	0 0	0 0	0 0	0 0	0 0	0 0
REVOKED (NEW SENT)	0 0	0 0	0 0	0 0	0 0	0 0	0 0	0 0	0 0	0 0	0 0	0 0
REVOKED (NEW CRIME)	0 0	0 0	0 0	0 0	0 0	0 0	0 0	0 0	0 0	0 0	0 0	0 0
ABSCONDED (TOLLED)	0 0	0 0	0 0	0 0	0 0	0 0	0 0	0 0	0 0	0 0	0 0	0 0
ABSCONDED (NON-TOLL)	0 0	0 0	0 0	0 0	0 0	0 0	0 0	0 0	0 0	0 0	0 0	0 0
TERMINATED BY COURT	0 0	0 0	0 0	0 0	0 0	0 0	0 0	0 0	0 0	0 0	0 0	0 0
OUT OF STATE TERM	0 0	0 0	0 0	0 0	0 0	0 0	0 0	0 0	0 0	0 0	0 0	0 0
DEATH	0 0	0 0	0 0	0 0	0 0	0 0	0 0	0 0	0 0	0 0	0 0	0 0
FINAN OBLIG COMPLETE	0 0	0 0	0 0	0 0	0 0	0 0	0 0	0 0	0 0	0 0	0 0	0 0
OTHER	0 0	0 0	0 0	0 0	0 0	0 0	0 0	0 0	0 0	0 0	0 0	0 0
NORMAL RELEASE	0 0	0 0	0 0	0 0	0 0	0 0	0 0	0 0	0 0	0 0	0 0	0 0
A & B SPECIAL TERM	0 0	0 0	0 0	0 0	0 0	0 0	0 0	0 0	0 0	0 0	0 0	0 0
INDEP JURISDICTION	0 0	0 0	0 0	0 0	0 0	0 0	0 0	0 0	0 0	0 0	0 0	0 0
ACTIVE	10309100	60583100	30541100	0 0	101433100	2176100	17677100	8530100	0 0	28383100	129816100	
Total reported	10309	60583	30541	0	101433	2176	17677	8530	0	28383	129816	
Percent Reported	100.0	100.0	100.0		100.0	100.0	100.0	100.0		100.0	100.0	
NOT REPORTED	0	0	0	0	0	0	0	0	0	0	0	0
Total	10309	60583	30541	0	101433	2176	17677	8530	0	28383	129816	



Probationer Statistical Profile

Sample: Active & admin probationers, not in facilities  
Act probationers 06/16/2003

Requestor: Nancy Phillips, Statistician

First offender status by current age & sex

1stOffndr	M e n					W o m e n					Grand Total %
	age  00-21	age % 22-39	age % 40-98	age % UNKWN	Men % Total	age  00-21	age % 22-39	age % 40-98	age % UNKWN	Women % Total	
FIRST OFFNDR STATUS	5588 54	16728 28	5003 16	0 0	27319 27	1523 70	7445 42	2597 30	0 0	11565 41	38884 30
NO FIRST OFFNDR STAT	4721 46	43855 72	25538 84	0 0	74114 73	653 30	10232 58	5933 70	0 0	16818 59	90932 70
Total reported	10309	60583	30541	0	101433	2176	17677	8530	0	28383	129816
Percent Reported	100.0	100.0	100.0		100.0	100.0	100.0	100.0		100.0	100.0
NOT REPORTED	0	0	0	0	0	0	0	0	0	0	0
Total	10309	60583	30541	0	101433	2176	17677	8530	0	28383	129816

Probationer Statistical Profile

Sample: Active & admin probationers, not in facilities  
Act probationers 06/16/2003

Requestor: Nancy Phillips, Statistician

Type probationer by current age & sex

Type probationer	M e n					W o m e n					Grand Total %
	age 00-21	age %22-39	age %40-98	age %UNKWN	Men %Total	age 00-21	age %22-39	age %40-98	age %UNKWN	Women %Total	
MISDEMEANANT	120 1	690 1	400 1	0 0	1210 1	19 1	191 1	122 1	0 0	332 1	1542 1
FELON	10189 99	59875 99	30081 98	0 0	100145 99	2153 99	17473 99	8399 98	0 0	28025 99	128170 99
ABANDONMENT&BASTARDY	0 0	10 0	55 0	0 0	65 0	0 0	2 0	2 0	0 0	4 0	69 0
SUSPENDED SENTENCE	0 0	8 0	5 0	0 0	13 0	4 0	11 0	7 0	0 0	22 0	35 0
Total reported	10309	60583	30541	0	101433	2176	17677	8530	0	28383	129816
Percent Reported	100.0	100.0	100.0		100.0	100.0	100.0	100.0		100.0	100.0
NOT REPORTED	0	0	0	0	0	0	0	0	0	0	0
Total	10309	60583	30541	0	101433	2176	17677	8530	0	28383	129816

Probationer Statistical Profile

Sample: Active & admin probationers, not in facilities  
Act probationers 06/16/2003

Requestor: Nancy Phillips, Statistician

Most serious crime by group by current age & sex

Crime group	Men				Women				Grand Total	%												
	age 00-21	age % 22-39	age % 40-98	age % UNKWN	Men % Total	age % 00-21	age % 22-39	age % 40-98			age % UNKWN	Women % Total										
HOMICIDE	17	0	334	1	266	1	0	0	617	1	4	0	95	1	87	1	0	0	186	1	803	1
ABORTION	0	0	2	0	0	0	0	0	2	0	0	0	1	0	0	0	0	0	1	0	3	0
BODILY INJRY&REL OFF	675	7	6245	10	4067	13	0	0	10987	11	161	7	1219	7	570	7	0	0	1950	7	12937	10
ARSON & REL OFF	36	0	267	0	175	1	0	0	478	0	10	0	85	0	72	1	0	0	167	1	645	0
DAMAGE OF PROPERTY	254	2	711	1	219	1	0	0	1184	1	57	3	184	1	56	1	0	0	297	1	1481	1
BURGLARY & REL OFF	1688	16	6032	10	1848	6	0	0	9568	9	121	6	598	3	204	2	0	0	923	3	10491	8
FORGERY & REL OFF	576	6	4727	8	2167	7	0	0	7470	7	493	23	4388	25	1622	19	0	0	6503	23	13973	11
THEFT	2231	22	8528	14	3724	12	0	0	14483	14	618	28	3936	22	1672	20	0	0	6226	22	20709	16
ROBBERY	298	3	1722	3	515	2	0	0	2535	2	35	2	181	1	52	1	0	0	268	1	2803	2
SEXUAL OFFENSES	503	5	2540	4	2291	8	0	0	5334	5	12	1	118	1	55	1	0	0	185	1	5519	4
OBSCENITY CRIMES	0	0	6	0	11	0	0	0	17	0	0	0	1	0	1	0	0	0	2	0	19	0
TREASON & REL OFF	7	0	46	0	16	0	0	0	69	0	7	0	27	0	7	0	0	0	41	0	110	0
CRIMES INVOLVNG GOVT	189	2	1303	2	495	2	0	0	1987	2	45	2	410	2	231	3	0	0	686	2	2673	2
FALSIFICATIONS	34	0	203	0	97	0	0	0	334	0	15	1	139	1	39	0	0	0	193	1	527	0
OBSTRUCT LAW ENFORCE	27	0	216	0	99	0	0	0	342	0	15	1	90	1	32	0	0	0	137	0	479	0
DISORDERLY CONDUCT	73	1	225	0	83	0	0	0	381	0	5	0	29	0	15	0	0	0	49	0	430	0
GAMBLING & REL OFF	6	0	49	0	30	0	0	0	85	0	2	0	17	0	10	0	0	0	29	0	114	0
CRUELTY TO CHILDREN	31	0	585	1	394	1	0	0	1010	1	18	1	444	3	162	2	0	0	624	2	1634	1
CRIMES WITH GUNS	228	2	1909	3	1315	4	0	0	3452	3	26	1	129	1	90	1	0	0	245	1	3697	3
INVASION PRIVACY	3	0	96	0	56	0	0	0	155	0	0	0	1	0	1	0	0	0	2	0	157	0
RACKETEERING	1	0	14	0	18	0	0	0	33	0	0	0	6	0	9	0	0	0	15	0	48	0
DRUG ABUSE OFFENSES	3161	31	21886	36	9985	33	0	0	35032	35	479	22	4960	28	3080	36	0	0	8519	30	43551	34
DRUG TRAFFICKING	17	0	283	0	232	1	0	0	532	1	8	0	71	0	66	1	0	0	145	1	677	1
AUTO CRIMES	17	0	1390	2	1705	6	0	0	3112	3	0	0	115	1	154	2	0	0	269	1	3381	3
REVENUE & CONTRABAND	2	0	3	0	6	0	0	0	11	0	0	0	2	0	4	0	0	0	6	0	17	0
CRIMES OF OTH STATES	35	0	226	0	102	0	0	0	363	0	11	1	92	1	35	0	0	0	138	0	501	0
MISC. FELONIES	75	1	324	1	161	1	0	0	560	1	12	1	134	1	68	1	0	0	214	1	774	1
MISDEMEANORS	120	1	697	1	451	1	0	0	1268	1	21	1	200	1	130	2	0	0	351	1	1619	1
Total reported	10304		60569		30528		0		101401		2175		17672		8524		0		28371		129772	
Percent Reported	100.0		100.0		100.0				100.0		100.0		100.0		99.9				100.0		100.0	
NOT REPORTED	5		14		13		0		32		1		5		6		0		12		44	
Total	10309		60583		30541		0		101433		2176		17677		8530		0		28383		129816	

Probationer Statistical Profile

Sample: Active & admin probationers, not in facilities  
Act probationers 06/16/2003

Requestor: Nancy Phillips, Statistician

Most serious offense by current age & sex

Most serious offense	Men					Women					Grand Total	%	
	age 00-21	age %22-39	age %40-98	age %UNKWN	Men %Total	age 00-21	age %22-39	age %40-98	age %UNKWN	Women %Total			
Misdemeanors													
abandonment	0	7	50	0	57	0	1	1	0	2	59		
non-support	0	0	1	0	1	0	1	0	0	1	2		
stalking	0	2	5	0	7	0	2	0	0	2	9		
assault & battery	4	13	5	0	22	0	1	1	0	2	24		
atmpt murder	0	1	1	0	2	0	0	0	0	0	2		
aggravated assault	0	18	11	0	29	0	7	5	0	12	41		
simple assault	1	16	15	0	32	0	1	0	0	1	33		
simple battery	7	60	41	0	108	4	8	5	0	17	125		
shooting at another	0	2	1	0	3	0	0	0	0	0	3		
wife beating	0	2	0	0	2	0	0	0	0	0	2		
concealing a death	0	1	0	0	1	0	0	0	0	0	1		
fleeing and eluding	1	0	1	0	2	0	0	0	0	0	2		
leave scene had inju	0	1	1	0	2	0	1	0	0	1	3		
crmnl intfer govt pr	0	4	0	0	4	0	0	0	0	0	4		
reckless conduct	3	4	0	0	7	0	3	0	0	3	10		
disorderly conduct	0	0	3	0	3	0	0	2	0	2	5		
larceny	1	1	1	0	3	0	0	0	0	0	3		
receiving stolen goo	1	9	0	0	10	0	3	0	0	3	13		
theft by taking	13	44	28	0	85	2	26	13	0	41	126		
robbery	3	7	1	0	11	0	3	0	0	3	14		
burglary	2	25	4	0	31	0	1	2	0	3	34		
alter id	0	1	0	0	1	0	0	0	0	0	1		
cheating & swindling	0	0	1	0	1	0	0	0	0	0	1		
bad checks	0	20	15	0	35	0	19	21	0	40	75		
fraudulent checks	0	4	1	0	5	0	5	0	0	5	10		
lottery	0	1	0	0	1	0	0	0	0	0	1		
forgery	0	11	2	0	13	0	10	2	0	12	25		
worthless checks	0	1	0	0	1	0	3	4	0	7	8		
s/d of narcotics	3	8	0	0	11	0	0	0	0	0	11		
s/d dep,stim,cntrf d	0	3	1	0	4	0	0	0	0	0	4		
abusive language	0	0	1	0	1	0	0	0	0	0	1		
s/d of lsd	0	1	0	0	1	0	1	0	0	1	2		
s/d of marijuana	0	8	2	0	10	0	0	0	0	0	10		

(continued)

Probationer Statistical Profile

Sample: Active & admin probationers, not in facilities  
Act probationers 06/16/2003

Requestor: Nancy Phillips, Statistician

Most serious offense by current age & sex (continued)

Most serious offense	Men					Women					Grand Total	%
	age 00-21	age 22-39	age 40-98	age UNKWN	Men Total	age 00-21	age 22-39	age 40-98	age UNKWN	Women Total		
poss of narcotics	1	2	1	0	4	0	2	1	0	3	7	
poss dep,stim,cntrf	0	2	0	0	2	0	0	0	0	0	2	
poss of lsd	0	1	0	0	1	0	0	0	0	0	1	
poss of marijuana	8	27	6	0	41	0	7	0	0	7	48	
viol motor veh law	7	50	17	0	74	0	6	5	0	11	85	
dui	9	85	84	0	178	2	13	14	0	29	207	
obstr of law enf off	10	45	18	0	73	2	6	5	0	13	86	
impersonating anothe	0	7	2	0	9	0	5	0	0	5	14	
crmnl trespassing	10	11	5	0	26	2	5	1	0	8	34	
illegal attm to obt	0	3	0	0	3	1	1	1	0	3	6	
crmnl damage	1	6	2	0	9	1	2	0	0	3	12	
terroristic threats	0	7	5	0	12	0	0	2	0	2	14	
viol ga cntrl subst	7	44	20	0	71	0	8	7	0	15	86	
public indecency	0	7	6	0	13	0	0	0	0	0	13	
peeping tom	1	1	1	0	3	0	0	0	0	0	3	
molesting a minor	0	0	3	0	3	0	0	0	0	0	3	
sexual battery	1	4	2	0	7	0	0	0	0	0	7	
escape	1	3	0	0	4	0	0	1	0	1	5	
cpwl & concealed wea	2	6	3	0	11	0	0	0	0	0	11	
shoplifting	4	5	7	0	16	2	13	7	0	22	38	
viol game & fish law	1	0	0	0	1	0	0	0	0	0	1	
pointing gun at anot	1	3	4	0	8	0	0	0	0	0	8	
deadly weapons in pu	1	1	0	0	2	0	0	0	0	0	2	
crmnl attempt	1	0	0	0	1	0	0	0	0	0	1	
other misdemeanor	4	32	20	0	56	3	8	10	0	21	77	
riot	0	0	1	0	1	0	0	0	0	0	1	
fighting in public p	0	1	0	0	1	0	0	0	0	0	1	
family violence batt	0	1	0	0	1	0	0	0	0	0	1	
misuse firearm hunti	0	1	0	0	1	0	0	0	0	0	1	
lottery violation	0	0	0	0	0	0	1	0	0	1	1	
off agnst pub hlth/m	0	4	6	0	10	0	0	0	0	0	10	
failr fil/mntn abort	0	0	1	0	1	0	0	0	0	0	1	
involuntary manslaug	0	0	1	0	1	0	0	0	0	0	1	
interference with cu	0	0	1	0	1	0	1	1	0	2	3	
theft by deception <	0	1	2	0	3	0	2	0	0	2	5	

(continued)

Probationer Statistical Profile

Sample: Active & admin probationers, not in facilities  
Act probationers 06/16/2003

Requestor: Nancy Phillips, Statistician

Most serious offense by current age & sex (continued)

Most serious offense	Men					Women					Grand Total %
	age 00-21	age 22-39	age 40-98	age UNKWN	Men Total %	age 00-21	age 22-39	age 40-98	age UNKWN	Women Total %	
theft/lost/property<	0 0	5 0	0 0	0 0	5 0	0 0	0 0	0 0	0 0	0 0	5 0
theft of services <	0 0	0 0	1 0	0 0	1 0	0 0	0 0	0 0	0 0	0 0	1 0
theft by conversion	0 0	4 0	0 0	0 0	4 0	0 0	2 0	3 0	0 0	5 0	9 0
theft motor vehicle,	1 0	3 0	2 0	0 0	6 0	1 0	0 0	0 0	0 0	1 0	7 0
conversn paymnt real	0 0	1 0	0 0	0 0	1 0	0 0	0 0	0 0	0 0	0 0	1 0
entrng mot veh crim	0 0	5 0	0 0	0 0	5 0	0 0	1 0	1 0	0 0	2 0	7 0
viol forgery&fraud p	1 0	1 0	3 0	0 0	5 0	0 0	1 0	0 0	0 0	1 0	6 0
tpos/use drug rel ob	0 0	0 0	0 0	0 0	0 0	0 0	0 0	1 0	0 0	1 0	1 0
obtn/attmpt drugs il	0 0	0 0	3 0	0 0	3 0	0 0	2 0	3 0	0 0	5 0	8 0
viol dangerous drugs	0 0	3 0	0 0	0 0	3 0	0 0	0 0	1 0	0 0	1 0	4 0
mfg/dist imitate con	0 0	3 0	1 0	0 0	4 0	0 0	1 0	0 0	0 0	1 0	5 0
misc abuse govt offi	0 0	0 0	0 0	0 0	0 0	0 0	0 0	1 0	0 0	1 0	1 0
misc escape & other	0 0	2 0	0 0	0 0	2 0	0 0	0 0	0 0	0 0	0 0	2 0
misc offns relt jud	0 0	0 0	1 0	0 0	1 0	0 0	0 0	0 0	0 0	0 0	1 0
misc sexual offenses	1 0	2 0	1 0	0 0	4 0	0 0	0 0	0 0	0 0	0 0	4 0
providing sex mat mi	0 0	1 0	1 0	0 0	2 0	0 0	0 0	0 0	0 0	0 0	2 0
dng instrmntalties &	0 0	1 0	0 0	0 0	1 0	0 0	0 0	0 0	0 0	0 0	1 0
nonpay agri,naval st	0 0	0 0	1 0	0 0	1 0	0 0	0 0	0 0	0 0	0 0	1 0
viol acts rsale plnt	1 0	0 0	0 0	0 0	1 0	0 0	0 0	0 0	0 0	0 0	1 0
viol alcoh bev regs	0 0	0 0	1 0	0 0	1 0	0 0	0 0	0 0	0 0	0 0	1 0
furnish liquor to mi	2 0	0 0	2 0	0 0	4 0	0 0	0 0	0 0	0 0	0 0	4 0
poss alc bev by juve	1 0	2 0	1 0	0 0	4 0	0 0	0 0	0 0	0 0	0 0	4 0
veh homicide tit 40	0 0	1 0	1 0	0 0	2 0	0 0	0 0	1 0	0 0	1 0	3 0
viol motor veh licen	0 0	5 0	1 0	0 0	6 0	0 0	0 0	0 0	0 0	0 0	6 0
conspiracy commit mis	2 0	0 0	0 0	0 0	2 0	0 0	0 0	0 0	0 0	0 0	2 0
misc misdemeanor	2 0	21 0	17 0	0 0	40 0	1 0	16 0	8 0	0 0	25 0	65 0
misc invasion of pri	0 0	0 0	1 0	0 0	1 0	0 0	0 0	0 0	0 0	0 0	1 0
misc contraband/smug	0 0	0 0	1 0	0 0	1 0	0 0	0 0	0 0	0 0	0 0	1 0
viol othr states law	0 0	2 0	2 0	0 0	4 0	0 0	1 0	0 0	0 0	1 0	5 0

(continued)

Probationer Statistical Profile

Sample: Active & admin probationers, not in facilities  
Act probationers 06/16/2003

Requestor: Nancy Phillips, Statistician

Most serious offense by current age & sex (continued)

Most serious offense	Men					Women					Grand Total	%	
	age 00-21	age %22-39	age %40-98	age %UNKWN	Men %Total	age 00-21	age %22-39	age %40-98	age %UNKWN	Women %Total			
FELONIES													
MISC HOMICIDE OFFENS	1 0	5 0	5 0	0 0	11 0	1 0	2 0	1 0	0 0	4 0	15 0		
MURDER	1 0	3 0	5 0	0 0	9 0	0 0	8 0	1 0	0 0	9 0	18 0		
VOLUNTARY MANSLAUGHT	1 0	78 0	97 0	0 0	176 0	0 0	32 0	43 1	0 0	75 0	251 0		
INVOLUNTARY MANSLAUG	4 0	58 0	28 0	0 0	90 0	1 0	17 0	10 0	0 0	28 0	118 0		
FETICIDE	0 0	2 0	0 0	0 0	2 0	0 0	1 0	0 0	0 0	1 0	3 0		
VEHICULAR HOMICIDE	8 0	180 0	113 0	0 0	301 0	2 0	32 0	24 0	0 0	58 0	359 0		
HOMICIDE BY PILOT,DU	1 0	1 0	2 0	0 0	4 0	0 0	0 0	0 0	0 0	0 0	4 0		
CONCEAL DEATH OF ANO	0 0	2 0	1 0	0 0	3 0	0 0	0 0	0 0	0 0	0 0	3 0		
ATMPT MURDER	1 0	5 0	15 0	0 0	21 0	0 0	3 0	8 0	0 0	11 0	32 0		
CRMNL ABORTION	0 0	2 0	0 0	0 0	2 0	0 0	1 0	0 0	0 0	1 0	3 0		
MISC ASSAULT/BATTERY	3 0	109 0	63 0	0 0	175 0	0 0	8 0	5 0	0 0	13 0	188 0		
FAMILY VIOLENCE BATT	1 0	21 0	8 0	0 0	30 0	0 0	1 0	2 0	0 0	3 0	33 0		
AGGRAV ASSAULT	412 4	3806 6	2440 8	0 0	6658 7	118 6	929 5	442 5	0 0	1489 5	8147 6		
ATMPT AGGRAV ASSAULT	1 0	20 0	12 0	0 0	33 0	2 0	5 0	2 0	0 0	9 0	42 0		
AGGRAV BATTERY	54 1	436 1	266 1	0 0	756 1	7 0	59 0	26 0	0 0	92 0	848 1		
TERRORIST THREATS &	133 1	785 1	621 2	0 0	1539 2	24 1	113 1	49 1	0 0	186 1	1725 1		
FALSE IMPRISONMENT	15 0	231 0	102 0	0 0	348 0	1 0	14 0	4 0	0 0	19 0	367 0		
FALSE IMPRIS COLOR L	0 0	0 0	1 0	0 0	1 0	0 0	1 0	0 0	0 0	1 0	2 0		
KIDNAPPING	2 0	82 0	43 0	0 0	127 0	0 0	2 0	1 0	0 0	3 0	130 0		
INTERFERENCE WITH CU	8 0	24 0	12 0	0 0	44 0	2 0	18 0	5 0	0 0	25 0	69 0		
AGGRAV ASSAULT POLCE	8 0	120 0	91 0	0 0	219 0	2 0	15 0	12 0	0 0	29 0	248 0		
AGGRAV BATTERY PEACE	1 0	4 0	2 0	0 0	7 0	0 0	1 0	0 0	0 0	1 0	8 0		
SIMPLE BATTERY	6 0	78 0	48 0	0 0	132 0	1 0	14 0	2 0	0 0	17 0	149 0		
RECK COND	0 0	8 0	2 0	0 0	10 0	0 0	4 0	0 0	0 0	4 0	14 0		
INJURY BY VEHICLE	0 0	8 0	5 0	0 0	13 0	0 0	3 0	0 0	0 0	3 0	16 0		
STALKING	2 0	17 0	17 0	0 0	36 0	0 0	1 0	0 0	0 0	1 0	37 0		
AGGRAV STALKING	29 0	492 1	329 1	0 0	850 1	4 0	31 0	20 0	0 0	55 0	905 1		
ATMPT KIDNAP	0 0	4 0	5 0	0 0	9 0	0 0	0 0	0 0	0 0	0 0	9 0		
ARSON MISC	2 0	16 0	15 0	0 0	33 0	1 0	3 0	9 0	0 0	13 0	46 0		
ARSON 1ST DEGREE	23 0	180 0	135 0	0 0	338 0	7 0	61 0	54 1	0 0	122 0	460 0		
ARSON 2ND DEGREE	7 0	49 0	20 0	0 0	76 0	0 0	11 0	6 0	0 0	17 0	93 0		

(continued)

Probationer Statistical Profile

Sample: Active & admin probationers, not in facilities  
Act probationers 06/16/2003

Requestor: Nancy Phillips, Statistician

Most serious offense by current age & sex (continued)

Most serious offense	Men					Women					Grand Total	%
	age 00-21	age 22-39	age 40-98	UNKWN	Total	age 00-21	age 22-39	age 40-98	UNKWN	Total		
ARSON 3RD DEGREE	2	16	3	0	21	2	7	2	0	11	32	
CRMNL POSS EXPLOSIVE	2	5	2	0	9	0	3	1	0	4	13	
CRMNL POSS INCENDIAR	0	1	0	0	1	0	0	0	0	0	1	
MISC CRIMINAL DAMAGE	5	12	3	0	20	0	3	0	0	3	23	
CRMNL DAMAGE 1ST DEG	44	177	65	0	286	8	30	10	0	48	334	
CRMNL DAMAGE 2ND DEG	183	454	134	0	771	48	138	40	0	226	997	
DAMAGE, DESTROY SECR	1	17	7	0	25	0	4	3	0	7	32	
VANDALISM TO CHURCH	3	8	0	0	11	0	1	1	0	2	13	
ALTER ID	18	43	10	0	71	1	8	2	0	11	82	
BURGLARY	1562	5834	1791	0	9187	116	578	198	0	892	10079	
POSS BURGLAR TOOLS	71	119	31	0	221	3	15	2	0	20	241	
ATMPT BURGLARY	55	79	26	0	160	2	5	4	0	11	171	
MISC FORGERY	2	20	10	0	32	3	18	11	0	32	64	
FORGERY 1ST DEGREE	409	3540	1690	0	5639	345	3280	1289	0	4914	10553	
FORGERY 2ND DEGREE	37	211	50	0	298	9	96	31	0	136	434	
BAD CHECKS	7	189	159	0	355	9	191	76	0	276	631	
ILLEGAL USE-CREDIT C	3	12	7	0	22	0	16	3	0	19	41	
THEFT CREDIT CARD	25	106	24	0	155	21	78	19	0	118	273	
FORGERY CREDIT CARD	7	31	4	0	42	10	53	5	0	68	110	
FRAUDULENT CREDIT CA	69	384	96	0	549	77	433	77	0	587	1136	
CRMNL POSS CREDIT CA	2	6	2	0	10	0	3	1	0	4	14	
RECV GDS, SRVS FRAUD	1	10	10	0	21	1	21	17	0	39	60	
TELECOMMUNICATIONS F	0	14	13	0	27	0	9	2	0	11	38	
ATMPT FORGERY	1	3	1	0	5	1	2	5	0	8	13	
FAILR PAY NATRL PRD/	0	1	5	0	6	0	0	1	0	1	7	
FRAUDULENT ACCESS CO	3	41	5	0	49	3	39	2	0	44	93	
MISC FRAUD	10	159	91	0	260	14	149	83	0	246	506	
THEFT BY TAKING	781	3758	1703	0	6242	260	2003	910	0	3173	9415	
THEFT BY DECEPTION	13	222	215	0	450	11	173	77	0	261	711	
THEFT BY EXTORTION	0	10	4	0	14	0	8	4	0	12	26	
THEFT OF LOST PROPER	5	11	8	0	24	0	7	2	0	9	33	
THEFT BY REC STOLEN	635	2171	642	0	3448	56	324	81	0	461	3909	
THEFT OF SERVICES	3	41	31	0	75	1	25	12	0	38	113	
THEFT BY CONVERSION	14	234	261	0	509	4	145	86	0	235	744	
THEFT OF TRADE SECRE	1	2	2	0	5	1	1	0	0	2	7	

(continued)



Probationer Statistical Profile

Sample: Active & admin probationers, not in facilities  
Act probationers 06/16/2003

Requestor: Nancy Phillips, Statistician

Most serious offense by current age & sex (continued)

Most serious offense	Men					Women					Grand Total	%
	age 00-21	age 22-39	age 40-98	age UNKWN	Men Total	age 00-21	age 22-39	age 40-98	age UNKWN	Women Total		
CONVSN PAYMNTS REAL	0	9	21	0	30	0	0	0	0	0	30	0
ATMPT THEFT BY TAKIN	3	1	1	0	5	0	1	0	0	1	6	0
THEFT OF MOTOR VEH,	175	563	173	0	911	16	65	19	0	100	1011	1
THEFT OF LEASED PERS	0	2	1	0	3	0	2	0	0	2	5	0
THEFT BRING PROP IN	16	66	23	0	105	2	6	3	0	11	116	0
THEFT RECV PROP OUT	4	17	1	0	22	1	3	1	0	5	27	0
LIVESTOCK THEFT	4	7	3	0	14	1	3	0	0	4	18	0
THEFT BY SHOPLIFTING	133	723	517	0	1373	251	1127	470	0	1848	3221	3
ENTERING VEHICLE	444	690	118	0	1252	14	43	6	0	63	1315	1
STEAL ALTER PUBLIC D	0	1	0	0	1	0	0	1	0	1	2	0
ROBBERY	240	1184	313	0	1737	29	141	38	0	208	1945	2
ARMED ROBBERY	26	415	183	0	624	4	30	13	0	47	671	1
ROBBERY BY FORCE	0	6	0	0	6	0	0	0	0	0	6	0
ROBBERY BY INTIMIDAT	0	4	0	0	4	0	0	1	0	1	5	0
ROBBERY BY SUDDEN SN	1	3	0	0	4	0	0	0	0	0	4	0
HIJACKING MOTOR VEHI	0	2	0	0	2	0	1	0	0	1	3	0
ATMPT ROBBERY	19	70	18	0	107	2	5	0	0	7	114	0
ATMPT ARMED ROBBERY	12	38	1	0	51	0	4	0	0	4	55	0
MISC SEXUAL OFFENSE	1	39	36	0	76	0	1	2	0	3	79	0
RAPE	5	121	110	0	236	0	0	0	0	0	236	0
SODOMY	10	19	39	0	68	0	0	0	0	0	68	0
AGGRAV SODOMY	3	45	79	0	127	0	0	1	0	1	128	0
BESTIALITY	0	0	1	0	1	0	0	0	0	0	1	0
SEDUCTION	0	0	2	0	2	0	0	1	0	1	3	0
INCEST	11	32	121	0	164	0	5	7	0	12	176	0
BIGAMY	0	7	12	0	19	0	0	1	0	1	20	0
AGGRAV SEXUAL BATTER	1	29	25	0	55	0	1	0	0	1	56	0
PIMPING A MINOR UNDE	0	0	1	0	1	0	0	0	0	0	1	0
PANDERING BY COMPULS	0	2	4	0	6	0	0	0	0	0	6	0
STATUTORY RAPE	281	1018	93	0	1392	5	32	5	0	42	1434	1
CHILD MOLESTATION	153	945	1428	5	2526	6	51	26	0	83	2609	2
ENTICING CHILD-INDEC	24	118	115	0	257	1	17	5	0	23	280	0
AGGRAV CHILD MOLESTA	11	106	184	1	301	0	4	2	0	6	307	0
NECROPHILIA	0	1	0	0	1	0	0	1	0	1	2	0
SEXL/ASSLT/AGN/PERS/	0	27	15	0	42	0	6	4	0	10	52	0

(continued)

Probationer Statistical Profile

Sample: Active & admin probationers, not in facilities  
Act probationers 06/16/2003

Requestor: Nancy Phillips, Statistician

Most serious offense by current age & sex (continued)

Most serious offense	Men					Women					Grand Total	%
	age 00-21	age 22-39	age 40-98	UNKWN	Total	age 00-21	age 22-39	age 40-98	UNKWN	Total		
SEXUAL ASLT BY THERA	0	1	0	0	1	0	0	0	0	0	1	0
SOLICIT SODOMY FROM	0	3	6	0	9	0	1	0	0	1	10	0
ATMPT RAPE	1	27	14	0	42	0	0	0	0	0	42	0
ATMPT SODOMY	1	0	3	0	4	0	0	0	0	0	4	0
ATMPT AGGRAV SODOMY	0	0	2	0	2	0	0	0	0	0	2	0
ATMPT CHILD MOLESTAT	0	0	1	0	1	0	0	0	0	0	1	0
AGG ASLT W ATMPT TO	1	0	0	0	1	0	0	0	0	0	1	0
MISC OBSCENITY	0	1	3	0	4	0	0	0	0	0	4	0
DISTRIBUTING OBSCENE	0	1	3	0	4	0	1	1	0	2	6	0
DISTR MAT DEPICT NUD	0	4	3	0	7	0	0	0	0	0	7	0
PROV SEX MATER TO MI	0	0	2	0	2	0	0	0	0	0	2	0
MISC PUBLIC ORDER	0	5	1	0	6	0	0	1	0	1	7	0
TREASON	0	0	0	0	0	0	1	0	0	1	1	0
INSURRECTION	0	1	0	0	1	0	0	0	0	0	1	0
INCITING TO INSURREC	1	0	1	0	2	0	0	0	0	0	2	0
FALSE SWEARNG WRITTN	6	40	14	0	60	7	26	6	0	39	99	0
ABUSE OF GOVT OFFICE	1	0	1	0	2	0	0	0	0	0	2	0
BRIBERY GOVT OFFICER	1	13	13	0	27	0	6	1	0	7	34	0
VIOL OATH PUBLIC OFF	0	1	3	0	4	0	1	1	0	2	6	0
INFLUENCE LEGISLATIV	0	0	1	0	1	0	0	0	0	0	1	0
INFLUENCE GOVT OFFIC	1	2	1	0	4	0	0	0	0	0	4	0
DEFRAUDING STATE	0	16	28	0	44	0	165	101	0	266	310	0
FALSE CERTIFICATES	0	4	1	0	5	0	9	0	0	9	14	0
INFLUENCING WITNESS	3	14	5	0	22	0	5	3	0	8	30	0
OBSTR OF LAW ENF OFF	183	1253	442	0	1878	45	224	125	0	394	2272	2
MISC JUDICIAL PROCEE	0	0	6	0	6	1	0	0	0	1	7	0
PERJURY	1	17	12	0	30	1	19	5	0	25	55	0
FALSE SWEARING	3	19	6	0	28	4	20	8	0	32	60	0
SUBORNATION OF PERJU	0	1	1	0	2	0	1	1	0	2	4	0
IMPERSONATION	4	9	3	0	16	0	4	1	0	5	21	0
IMPERSONATING OFFICE	4	43	19	0	66	0	3	0	0	3	69	0
BARRATRY	0	6	1	0	7	0	1	1	0	2	9	0
EMBRACERY	0	1	0	0	1	0	3	0	0	3	4	0
FALSE STATEMENTS GOV	22	102	48	0	172	9	86	23	0	118	290	0
UNAUTH REPRESTN PEAC	0	0	1	0	1	0	0	0	0	0	1	0

(continued)

Probationer Statistical Profile

Sample: Active & admin probationers, not in facilities  
Act probationers 06/16/2003

Requestor: Nancy Phillips, Statistician

Most serious offense by current age & sex (continued)

Most serious offense	Men					Women					Grand Total	%
	age 00-21	age 22-39	age 40-98	age UNKWN	Men Total	age 00-21	age 22-39	age 40-98	age UNKWN	Women Total		
IMPERSNTNG IN LEGAL	0	5	0	0	5	0	2	0	0	2	7	0
ESCAPE	13	120	61	0	194	2	30	7	0	39	233	0
AIDING ESCAPE	2	5	1	0	8	1	10	2	0	13	21	0
HINDERING APPREH OR	12	57	24	0	93	12	41	21	0	74	167	0
COMPOUNDING A CRIME	0	1	0	0	1	0	4	0	0	4	5	0
MUTINY IN PENAL INST	0	2	0	0	2	0	0	0	0	0	2	0
BAIL JUMPING	0	31	11	0	42	0	5	2	0	7	49	0
ATMPT ESCAPE	0	0	2	0	2	0	0	0	0	0	2	0
FALSE PUBLIC ALARM	16	13	1	0	30	2	4	1	0	7	37	0
CRMNL INTERFERE GOVT	57	212	82	0	351	3	25	14	0	42	393	0
MISC GAMBLING/RELATE	0	1	1	0	2	0	0	1	0	1	3	0
COMMERCIAL GAMBLING	0	7	17	0	24	1	1	8	0	10	34	0
COMMUNICATING GAMBL	0	1	2	0	3	0	0	0	0	0	3	0
BRIBERY OF CONTESTAN	0	3	1	0	4	0	1	0	0	1	5	0
GAMBLING ACT ON BUSI	0	0	0	0	0	0	1	0	0	1	1	0
DOGFIGHTING	4	31	5	0	40	0	2	1	0	3	43	0
BINGO UNDR 12-22 OR	0	0	1	0	1	0	0	0	0	0	1	0
LOTTERY VIOLATION	0	5	2	0	7	1	11	0	0	12	19	0
BOARDING BUS W/CONCL	1	1	1	0	3	0	1	0	0	1	4	0
REMOVAL BAGGAGE, CARG	1	0	0	0	1	0	0	0	0	0	1	0
CRUELTY TO CHILDREN	25	520	334	0	879	16	428	154	0	598	1477	1
SEX EXPLOITATION CHI	3	20	26	0	49	0	5	2	0	7	56	0
ABANDONMENT OF CHILD	0	38	32	0	70	1	4	5	0	10	80	0
UNLWFL AD ADOPT CHIL	0	0	0	0	0	0	1	0	0	1	1	0
CNTRBTNG DELINQENCY	3	7	2	0	12	1	6	1	0	8	20	0
MISC WEAPON/EXPLOSIV	20	22	9	0	51	2	1	0	0	3	54	0
CARRY CONCEALED WEAP	18	61	14	0	93	0	1	1	0	2	95	0
CARRY PISTL WITHOUT	0	4	0	0	4	0	0	0	0	0	4	0
ALTER PISTL LICENSE	1	0	0	0	1	0	0	0	0	0	1	0
MACHINE GUN ACTIVITI	0	0	1	0	1	0	0	0	0	0	1	0
POSS OF FIREARM DUR	49	547	250	0	846	2	45	32	0	79	925	1
POSS OF CERTAIN WEAP	26	109	56	0	191	4	5	4	0	13	204	0
POSS FIREARM CONVCT	27	1097	974	0	2098	0	69	50	0	119	2217	2
CARRY WEAPON AT SCHO	83	53	4	0	140	18	4	1	0	23	163	0
GUARD LINE WITH WEAP	2	1	0	0	3	0	4	2	0	6	9	0

(continued)

Probationer Statistical Profile

Sample: Active & admin probationers, not in facilities  
Act probationers 06/16/2003

Requestor: Nancy Phillips, Statistician

Most serious offense by current age & sex (continued)

Most serious offense	Men					Women					Grand Total	%
	age 00-21	age 22-39	age 40-98	UNKWN	Men Total	age 00-21	age 22-39	age 40-98	UNKWN	Women Total		
POSS WEAPON BY PRISO	1 0	10 0	0 0	0 0	11 0	0 0	0 0	0 0	0 0	0 0	11 0	0
DESTROY/INJUR POLICE	0 0	1 0	0 0	0 0	1 0	0 0	0 0	0 0	0 0	0 0	1 0	0
MISUSE FIREARM HUNTI	0 0	1 0	3 0	0 0	4 0	0 0	0 0	0 0	0 0	0 0	4 0	0
CRUELTY TO ANIMALS	1 0	1 0	2 0	0 0	4 0	0 0	0 0	0 0	0 0	0 0	4 0	0
AGGRAV CRUELTY TO AN	0 0	2 0	2 0	0 0	4 0	0 0	0 0	0 0	0 0	0 0	4 0	0
MISC INVASION OF PRI	0 0	3 0	1 0	0 0	4 0	0 0	0 0	1 0	0 0	1 0	5 0	0
EAVESDROP & SURVEILL	0 0	10 0	9 0	0 0	19 0	0 0	0 0	0 0	0 0	0 0	19 0	0
PEEPING TOM	3 0	81 0	46 0	0 0	130 0	0 0	1 0	0 0	0 0	1 0	131 0	0
P/S/D OF EAVESDROP D	0 0	2 0	0 0	0 0	2 0	0 0	0 0	0 0	0 0	0 0	2 0	0
RACKETEERING	1 0	14 0	18 0	0 0	33 0	0 0	6 0	9 0	0 0	15 0	48 0	0
S/D NARCOTICS, OPIAT	38 0	334 1	191 1	0 0	563 1	7 0	57 0	52 1	0 0	116 0	679 1	0
S/D DEP, STIM, CNTRF D	25 0	276 0	126 0	0 0	427 0	7 0	51 0	40 0	0 0	98 0	525 0	0
S/D OF LSD	5 0	32 0	2 0	0 0	39 0	0 0	1 0	1 0	0 0	2 0	41 0	0
S/D OF MARIJUANA	346 3	1765 3	456 2	0 0	2567 3	27 1	237 1	120 1	0 0	384 1	2951 2	0
S/D OF ALCOHOLIC IN	0 0	0 0	1 0	0 0	1 0	0 0	0 0	0 0	0 0	0 0	1 0	0
POSS NARCOTICS, OPIA	69 1	544 1	308 1	0 0	921 1	14 1	142 1	105 1	0 0	261 1	1182 1	0
POSS DEP, STIM, CNTRF	88 1	645 1	352 1	0 0	1085 1	30 1	287 2	126 2	0 0	443 2	1528 1	0
POSS OF LSD	11 0	75 0	4 0	0 0	90 0	1 0	8 0	3 0	0 0	12 0	102 0	0
POSS OF MARIJUANA	308 3	1528 3	449 2	0 0	2285 2	33 2	238 1	116 1	0 0	387 1	2672 2	0
ILLEGAL POSS/MANF LI	1 0	5 0	3 0	0 0	9 0	0 0	1 0	0 0	0 0	1 0	10 0	0
ILLEGAL ATTM TO OBT	3 0	75 0	65 0	0 0	143 0	3 0	122 1	91 1	0 0	216 1	359 0	0
VIOL GA CNTRL SBST A	1331 13	9433 16	4435 15	0 0	15199 15	245 12	2448 14	1443 17	0 0	4136 15	19335 15	0
VIOL DNGROUS DRGS AC	10 0	71 0	24 0	0 0	105 0	4 0	26 0	17 0	0 0	47 0	152 0	0
UNLWFL MFG/DEL/DIST	9 0	58 0	41 0	0 0	108 0	0 0	10 0	3 0	0 0	13 0	121 0	0
FURNISH LIQUOR TO MI	0 0	1 0	0 0	0 0	1 0	0 0	0 0	0 0	0 0	0 0	1 0	0
POSS DRUG RELATED MA	7 0	24 0	15 0	0 0	46 0	1 0	12 0	4 0	0 0	17 0	63 0	0
S/D CONT SUB PUBLIC	13 0	71 0	16 0	0 0	100 0	4 0	13 0	7 0	0 0	24 0	124 0	0
S/D CONT SUB SCHOOL	15 0	56 0	6 0	0 0	77 0	1 0	14 0	0 0	0 0	15 0	92 0	0
S/D COCAINE	275 3	2375 4	868 3	0 0	3518 4	27 1	294 2	226 3	0 0	547 2	4065 3	0
POSS OF COCAINE	595 6	4345 7	2453 8	0 0	7393 7	69 3	903 5	639 8	0 0	1611 6	9004 7	0
ATMPT VIOL SUBSTANCE	12 0	173 0	170 1	0 0	355 0	6 0	96 1	87 1	0 0	189 1	544 0	0
MISC DRUGS TRAFFICKI	2 0	48 0	26 0	0 0	76 0	0 0	14 0	2 0	0 0	16 0	92 0	0
TRAF COCAINE LESS 20	2 0	116 0	89 0	0 0	207 0	1 0	19 0	26 0	0 0	46 0	253 0	0
TRAF COCAINE 201-400	4 0	17 0	19 0	0 0	40 0	0 0	4 0	3 0	0 0	7 0	47 0	0
TRAF COCAINE 401+ GM	0 0	11 0	12 0	0 0	23 0	0 0	1 0	3 0	0 0	4 0	27 0	0

(continued)

Probationer Statistical Profile

Sample: Active & admin probationers, not in facilities  
Act probationers 06/16/2003

Requestor: Nancy Phillips, Statistician

Most serious offense by current age & sex (continued)

Most serious offense	Men					Women					Grand Total	%
	age 00-21	age 22-39	age 40-98	age UNKWN	Men Total	age 00-21	age 22-39	age 40-98	age UNKWN	Women Total		
TRAF NARCOTIC LESS 1	0	3	1	0	4	1	0	0	0	1	5	
TRAF NARCOTIC 15-28	0	2	0	0	2	0	1	0	0	1	3	
TRAF NARCOTIC 29+ GM	0	2	0	0	2	0	0	1	0	1	3	
TRAF MARIJNA 101-200	1	15	19	0	35	1	4	3	0	8	43	
TRAF MARIJNA 2001-10	0	5	0	0	5	0	1	0	0	1	6	
TRAF MARIJNA 10001+	0	3	2	0	5	0	0	1	0	1	6	
TRAF METHAQUALONE< 4	0	4	6	0	10	2	1	2	0	5	15	
TRAF METHAQUALONE>=4	0	2	2	0	4	0	1	0	0	1	5	
TRAF AMPHTMINE 28-19	0	11	5	0	16	0	2	2	0	4	20	
TRAF AMPHTMINE 200-3	0	1	4	0	5	0	0	2	0	2	7	
TRAF AMPHTMINE 400+	0	1	0	0	1	0	1	0	0	1	2	
CNSPIRE TRAFFIC CNTR	0	2	2	0	4	0	1	1	0	2	6	
TRANSACTIONS DRUG OB	0	0	1	0	1	0	0	0	0	0	1	
TRANSACTIONS CNTRFT	1	1	0	0	2	0	1	1	0	2	4	
USE COMM FACLT Y VIO	1	5	13	0	19	2	2	5	0	9	28	
ATT/CONSPRCY COMMT C	4	20	12	0	36	1	14	12	0	27	63	
UNAUTH DIST CONTRLLD	0	6	9	0	15	0	2	1	0	3	18	
ILLGL DIST CONTRLLD	2	8	10	0	20	0	2	1	0	3	23	
VIOL MOTOR VEHICLE L	12	134	123	0	269	0	28	21	0	49	318	
ALTER CAR TITLE	0	1	5	0	6	0	0	0	0	0	6	
DRVNG HABTL VIOLATOR	4	874	1163	0	2041	2	60	89	0	149	2190	
HABIT TRAF VOIL/IMPA	0	145	179	0	324	0	14	23	0	37	361	
HABIT TRAF VIOL/OTHE	1	236	235	0	472	0	13	21	0	34	506	
DSTL ALCOHOL BEVERAG	0	0	2	0	2	0	0	0	0	0	2	
POSS CONTRABAND ARTI	1	1	4	0	6	0	0	1	0	1	7	
TRNSPRT CONTRABAND A	1	0	0	0	1	0	2	3	0	5	6	
CONCEAL CONTRABAND	0	2	0	0	2	0	0	0	0	0	2	
MISC MRALS/PBLIC H/S	2	6	8	0	16	0	0	1	0	1	17	
VIOL GAME AND FISH L	0	1	1	0	2	0	0	0	0	0	2	
MISC CORRECTIONL INS	3	7	4	0	14	1	5	5	0	11	25	
VIOLATN OTHR STATES	35	226	102	0	363	11	92	35	0	138	501	
CONSPIRACY	15	54	20	0	89	2	33	12	0	47	136	
INTERMARRIAGE CLOSE	0	0	0	0	0	0	1	0	0	1	1	
CRMNL ATMP T	46	205	110	0	361	8	82	44	0	134	495	
UNAUTH DIST RECRD DE	106	694	393	0	1193	24	166	81	0	271	1464	

(continued)

Probationer Statistical Profile

Sample: Active & admin probationers, not in facilities  
Act probationers 06/16/2003

Requestor: Nancy Phillips, Statistician

Most serious offense by current age & sex (continued)

Most serious offense	Men					Women					Grand Total	%										
	age 00-21	age 22-39	age 40-98	age UNKWN	Men Total	age 00-21	age 22-39	age 40-98	age UNKWN	Women Total												
NONPYMT AGR NVL STOR	167	2	1450	2	876	3	0	0	2493	3	36	2	329	2	197	2	0	0	562	2	3055	2
CRMNL SOLICITATION	644	6	4323	7	2107	7	0	0	7074	7	74	4	839	5	457	6	0	0	1370	5	8444	7
PARTY TO A CRIME	123	1	495	1	234	1	0	0	852	1	24	1	119	1	66	1	0	0	209	1	1061	1
CRMNL TRESPASSING	383	4	1785	3	842	3	0	0	3010	3	87	4	631	4	292	4	0	0	1010	4	4020	3
HIRE JUVENILE SELL D	183	2	917	2	446	2	0	0	1546	2	38	2	267	2	139	2	0	0	444	2	1990	2
GANG PARTICIPATION	243	2	1328	2	629	2	0	0	2200	2	60	3	359	2	164	2	0	0	583	2	2783	2
Total reported	12144		71510		36037		0		119691		2517		20369		9914		0		32800		152491	
Percent Reported	117.8		118.0		118.0				118.0		115.7		115.2		116.2				115.6		117.5	
NOT REPORTED	330		1597		892		0		2819		87		569		281		0		937		3756	
Total	10309		60583		30541		0		101433		2176		17677		8530		0		28383		129816	

Probationer Statistical Profile

Sample: Active & admin probationers, not in facilities  
Act probationers 06/16/2003

Requestor: Nancy Phillips, Statistician

Most serious crime type by current age & sex

Crime type	Men					Women					Grand Total	%										
	age 00-21	age %22-39	age %40-98	age %UNKWN	Men %Total	age 00-21	age %22-39	age %40-98	age %UNKWN	Women %Total												
VIOL/PERSN	1023	10	8930	15	5259	17	0	0	15212	15	218	10	1927	11	870	10	0	0	3015	11	18227	14
NVIOL/PERS	160	2	699	1	362	1	0	0	1221	1	25	1	83	0	49	1	0	0	157	1	1378	1
PROPERTY	4827	47	20516	34	8298	27	0	0	33641	33	1309	60	9479	54	3805	45	0	0	14593	51	48234	37
DRUG SALES	746	7	5273	9	1942	6	0	0	7961	8	81	4	750	4	515	6	0	0	1346	5	9307	7
DRUG POSSN	2450	24	16995	28	8305	27	0	0	27750	27	407	19	4302	24	2645	31	0	0	7354	26	35104	27
ALCOHOL	4	0	8	0	10	0	0	0	22	0	0	0	1	0	0	0	0	0	1	0	23	0
HABIT/DUI	26	0	1474	2	1784	6	0	0	3284	3	2	0	128	1	168	2	0	0	298	1	3582	3
SEX OFFEND	508	5	2559	4	2311	8	0	0	5378	5	12	1	123	1	56	1	0	0	191	1	5569	4
OTHER	565	5	4129	7	2270	7	0	0	6964	7	122	6	884	5	422	5	0	0	1428	5	8392	6
Total reported	10309		60583		30541		0		101433		2176		17677		8530		0		28383		129816	
Percent Reported	100.0		100.0		100.0				100.0		100.0		100.0		100.0				100.0		100.0	
NOT REPORTED	0		0		0		0		0		0		0		0		0		0		0	
Total	10309		60583		30541		0		101433		2176		17677		8530		0		28383		129816	