
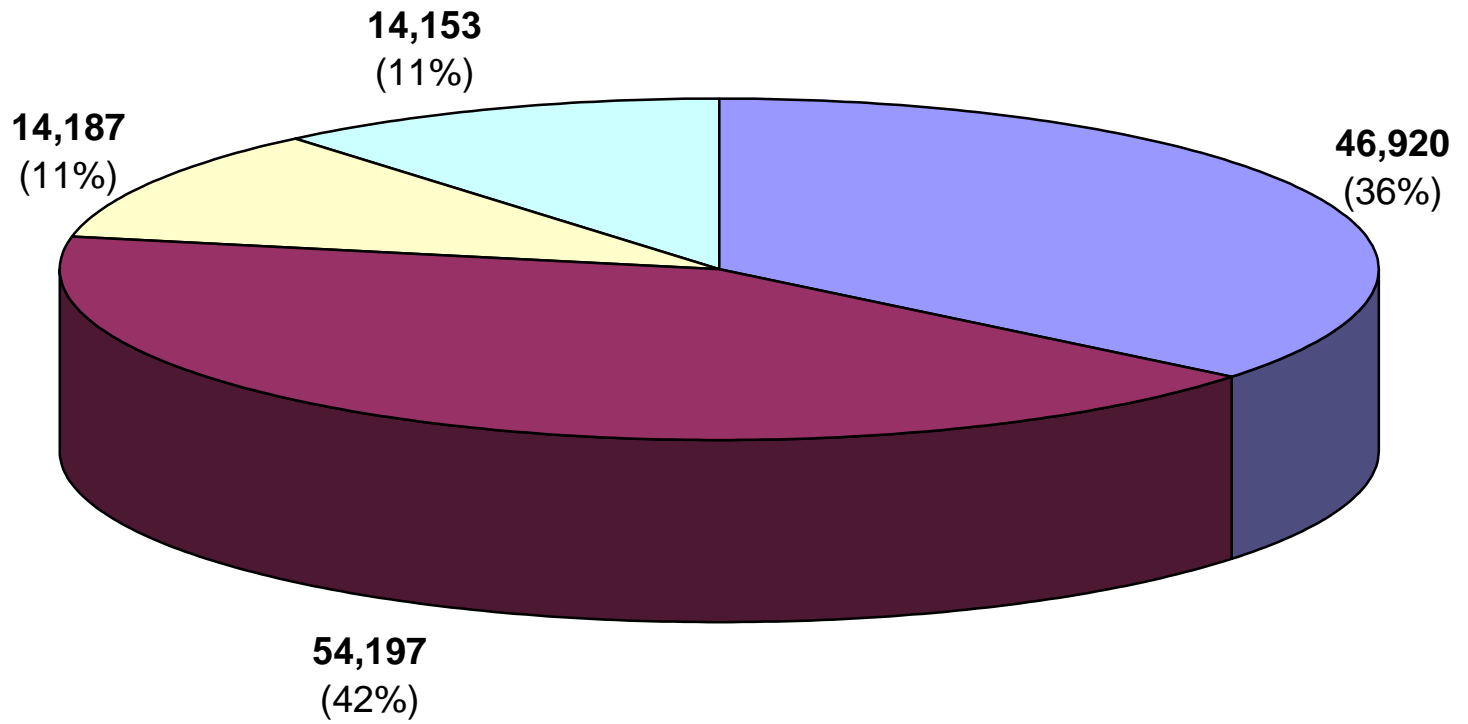
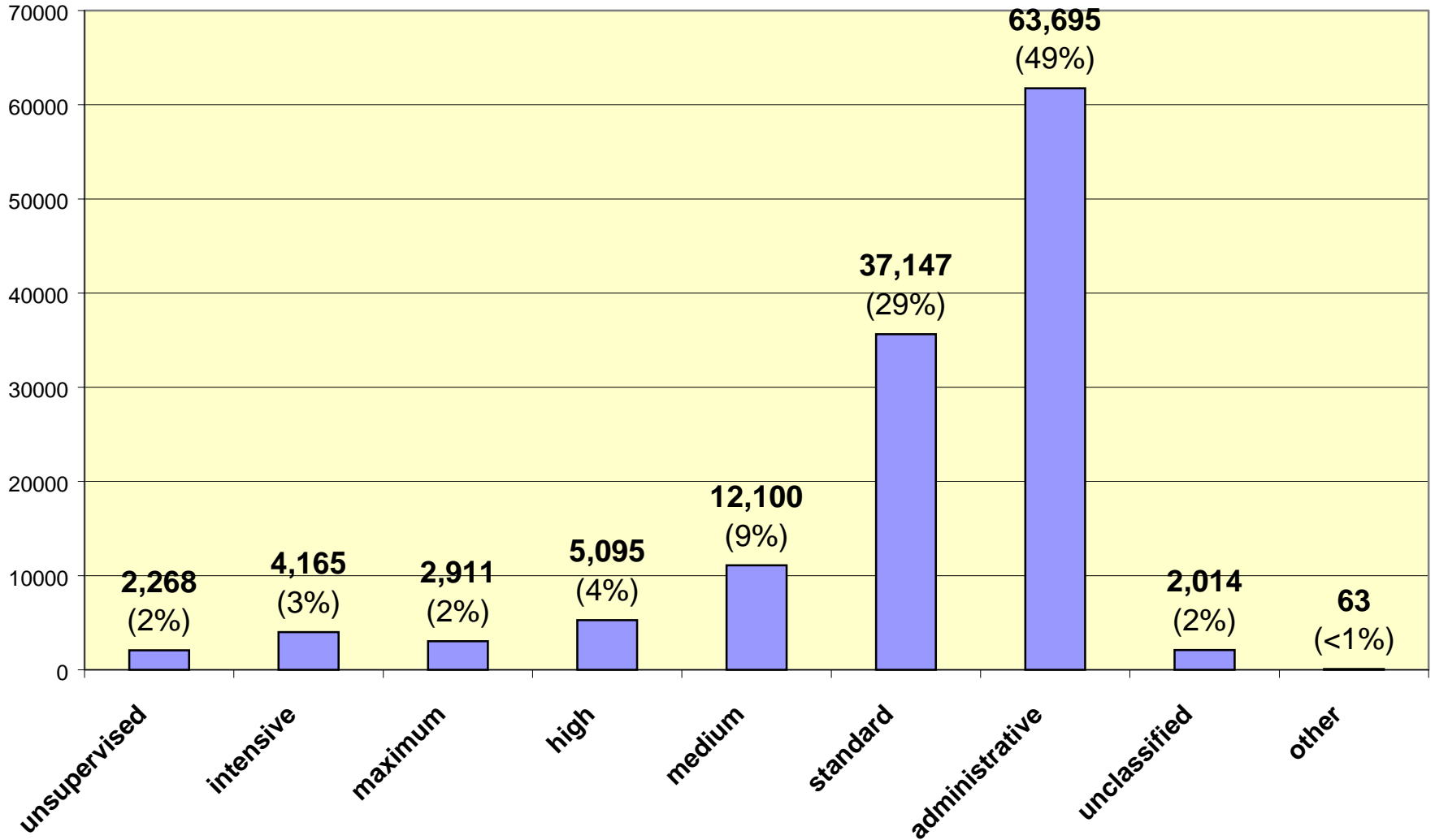


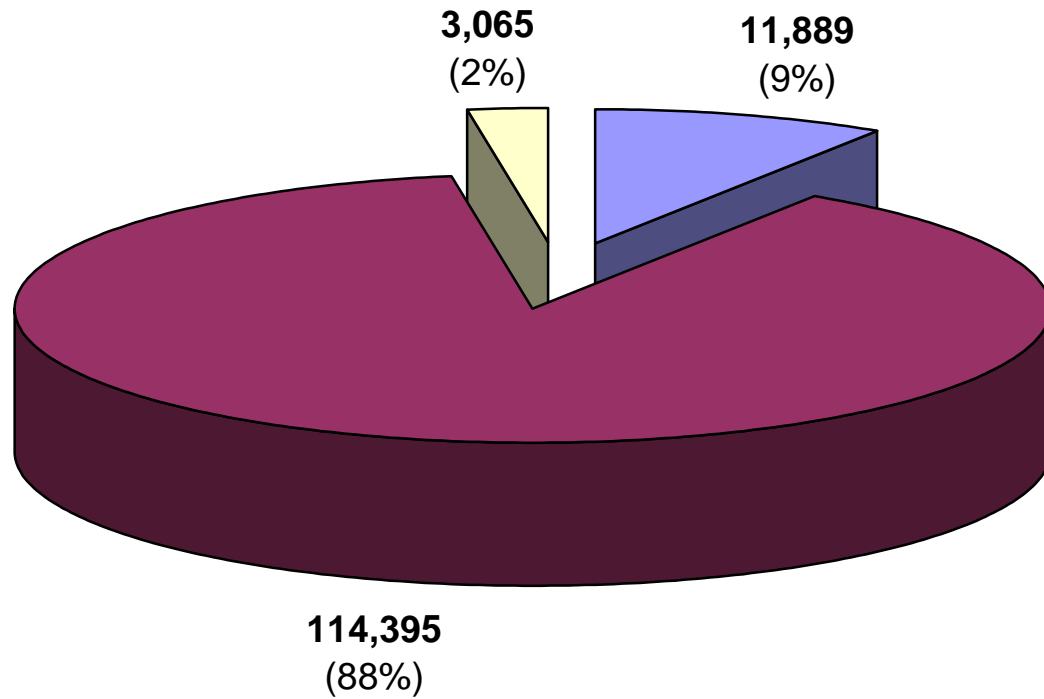
### Active Probationers by Race & Gender



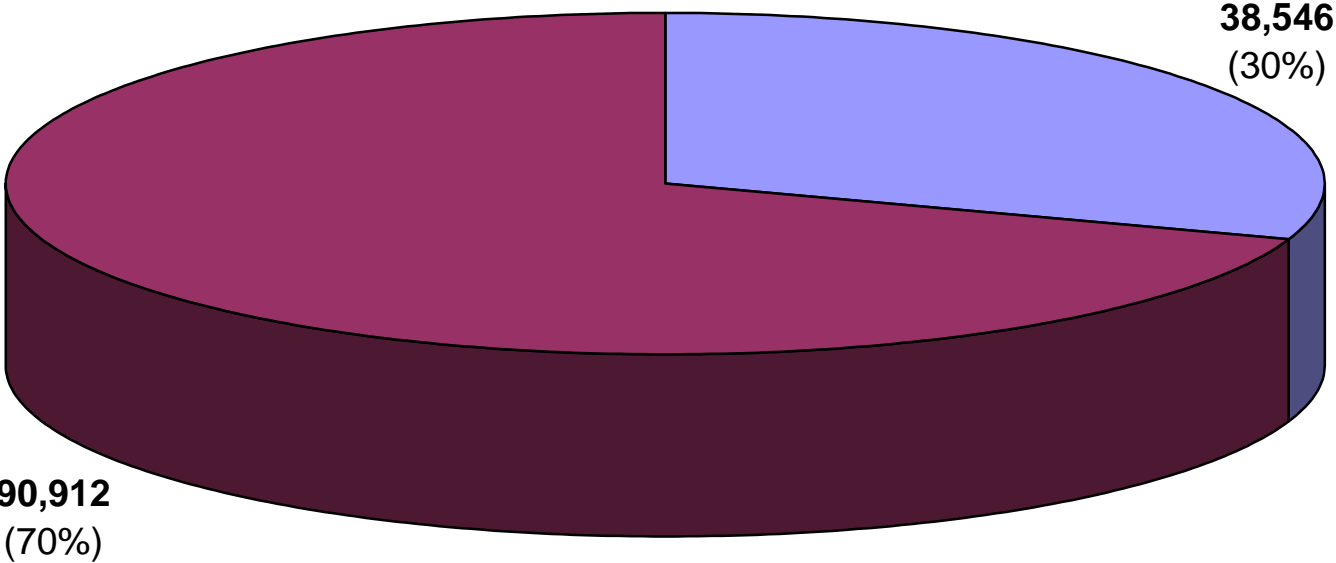
### Active Probationers by Supervision Type



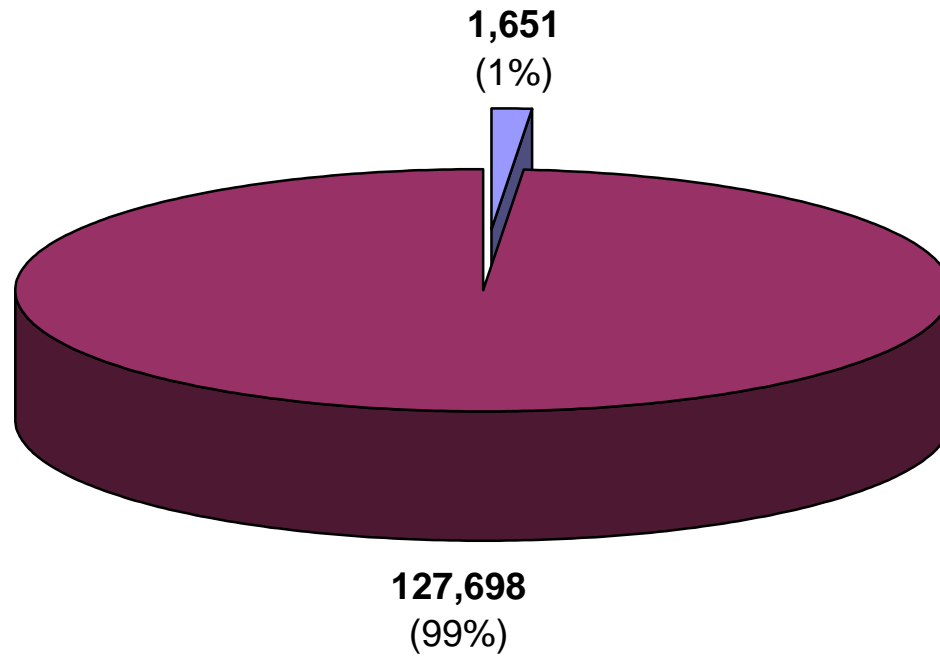
### Active Probationers by Case Type



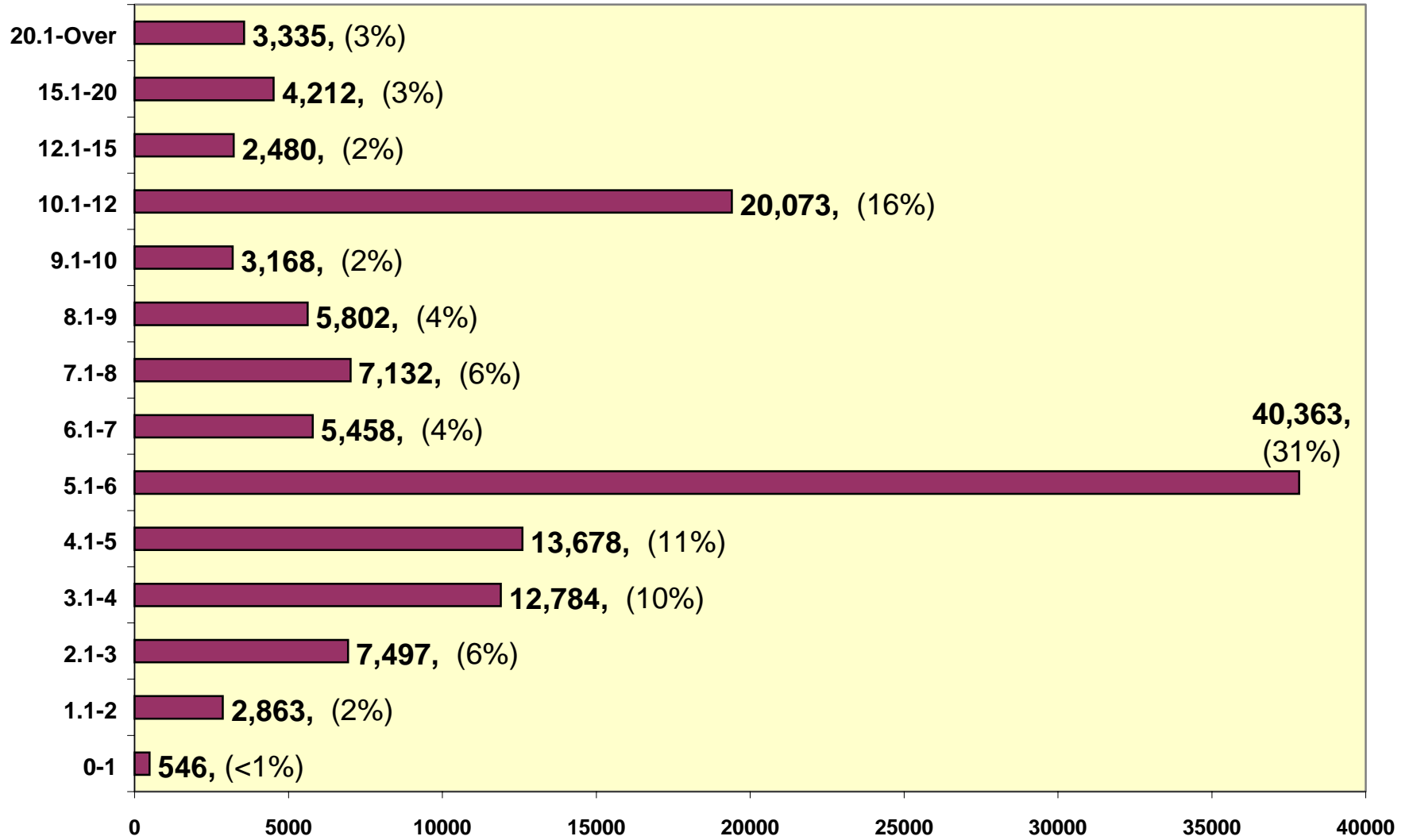
### Active Probationers By Offender Status



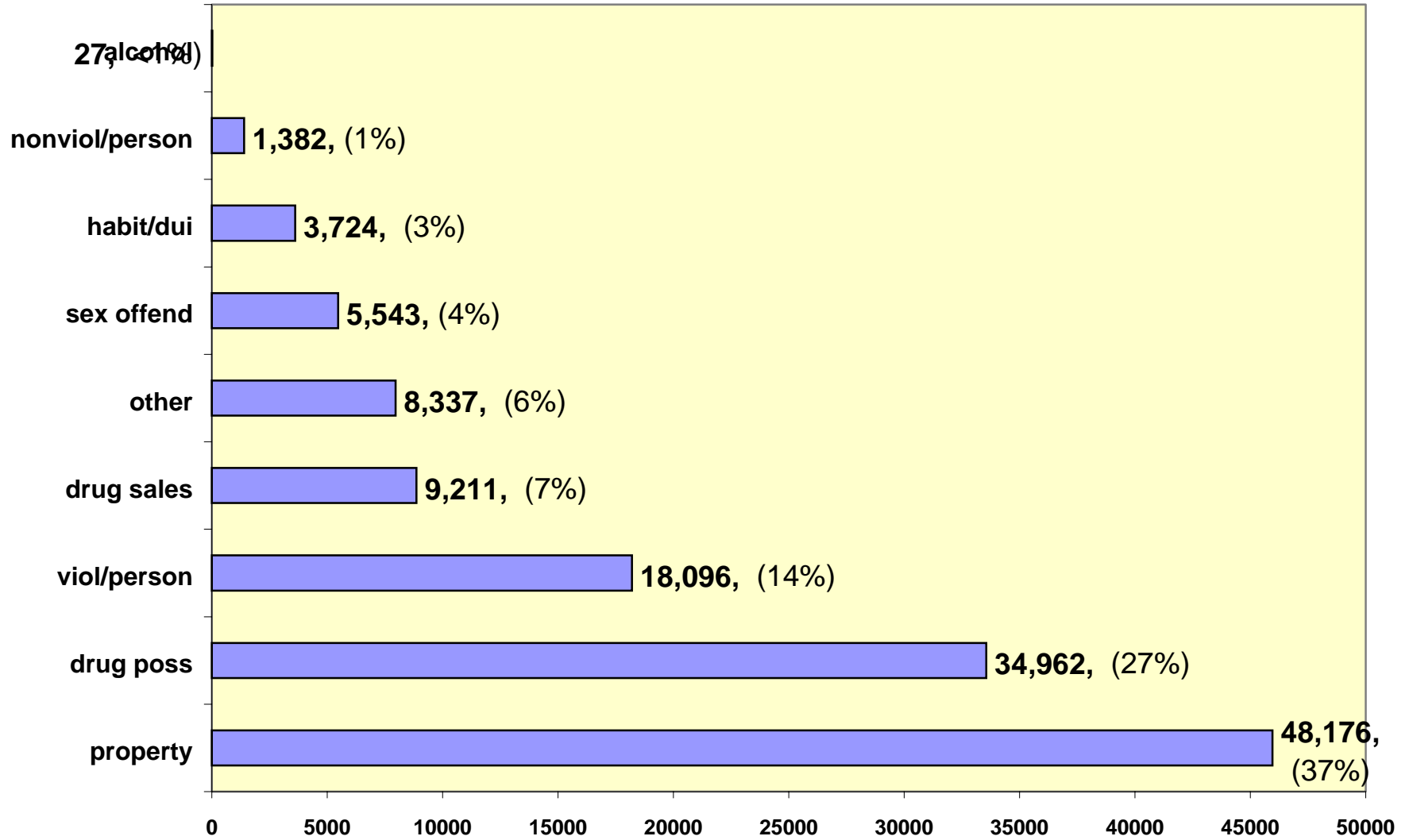
### Active Probationers by Sentence Type



### Active Probationers by Sentence Length



### Active Probationers by Crime Type



Probationer Statistical Profile

Table of contents for Active & admin probationers, not in facilities

Title	Page
-----	-----
Race and sex	2
Current supervision type	3
County of conviction	4
Circuit of conviction	9
Circuit of supervision	11
Sentence length in years	13
Time served in years	14
Time left to serve	15
Case type	16
Release type	17
First offender status	18
Type probationer	19
Most serious crime by group	20
Most serious offense	21
Most serious crime type	32



Probationer Statistical Profile

Sample: Active & admin probationers, not in facilities  
Act probationers 04/21/2003

Requestor: Nancy Phillips, Statistician

Race and sex by current age & sex

Race and sex	Men					Women					Grand Total %
	age 00-21 %	age 22-39 %	age 40-98 %	age UNKWN %	Men Total %	age 00-21 %	age 22-39 %	age 40-98 %	age UNKWN %	Women Total %	
WHITE MALE	4544 44	27085 45	15291 50	0 0	46920 46	0 0	0 0	0 0	0 0	0 0	46920 36
NON WHITE MALE	5701 56	33445 55	15051 50	0 0	54197 54	0 0	0 0	0 0	0 0	0 0	54197 42
WHITE FEMALE	0 0	0 0	0 0	0 0	0 0	983 46	8560 48	4644 55	0 0	14187 50	14187 11
NON WHITE FEMALE	0 0	0 0	0 0	0 0	0 0	1159 54	9141 52	3853 45	0 0	14153 50	14153 11
Total reported	10245	60530	30342	0	101117	2142	17701	8497	0	28340	129457
Percent Reported	100.0	100.0	100.0		100.0	100.0	100.0	100.0		100.0	100.0
NOT REPORTED	0	0	1	0	1	0	0	0	0	0	1
Total	10245	60530	30343	0	101118	2142	17701	8497	0	28340	129458
AVERAGE W-AGE	19.88	29.63	47.72	.00	34.07	20.00	30.37	46.30	.00	34.36	34.13

\*\*\* Average age excludes missing dates of birth

Probationer Statistical Profile

Sample: Active & admin probationers, not in facilities  
Act probationers 04/21/2003

Requestor: Nancy Phillips, Statistician

Current supervision type by current age & sex

Curr supv type	M e n							W o m e n							Grand Total %
	age 00-21 %	age 22-39 %	age 40-98 %	age UNKWN %	Men Total %	age 00-21 %	age 22-39 %	age 40-98 %	age UNKWN %	Women Total %					
UNSUPERVISED	58 1	1121 2	629 2	0 0	1808 2	20 1	289 2	151 2	0 0	460 2	2268 2				
WARRANT	0 0	4 0	0 0	0 0	4 0	0 0	0 0	0 0	0 0	0 0	4 0				
BC AFTERCARE	0 0	0 0	0 0	0 0	0 0	0 0	0 0	0 0	0 0	0 0	0 0				
HOME CONFINEMENT	0 0	1 0	0 0	0 0	1 0	0 0	0 0	0 0	0 0	0 0	1 0				
INTENSIVE	694 7	1968 3	720 2	0 0	3382 3	84 4	518 3	181 2	0 0	783 3	4165 3				
MAXIMUM	195 2	1514 3	851 3	0 0	2560 3	14 1	223 1	114 1	0 0	351 1	2911 2				
HIGH	494 5	2541 4	1246 4	0 0	4281 4	71 3	495 3	248 3	0 0	814 3	5095 4				
MEDIUM	1337 13	5792 10	2616 9	0 0	9745 10	215 10	1539 9	601 7	0 0	2355 8	12100 9				
STANDARD	4783 47	15382 25	7277 24	0 0	27442 27	1288 60	6048 34	2369 28	0 0	9705 34	37147 29				
ADMINISTRATIVE	2489 24	31163 51	16477 54	0 0	50129 50	429 20	8400 47	4737 56	0 0	13566 48	63695 49				
FINANCIAL	0 0	6 0	49 0	0 0	55 0	0 0	1 0	2 0	0 0	3 0	58 0				
OBSOLETE CODES	0 0	0 0	0 0	0 0	0 0	0 0	0 0	0 0	0 0	0 0	0 0				
UNCLASSIFIED	195 2	1038 2	478 2	0 0	1711 2	21 1	188 1	94 1	0 0	303 1	2014 2				
Total reported	10245	60530	30343	0	101118	2142	17701	8497	0	28340	129458				
Percent Reported	100.0	100.0	100.0		100.0	100.0	100.0	100.0		100.0	100.0				
NOT REPORTED	0	0	0	0	0	0	0	0	0	0	0				
Total	10245	60530	30343	0	101118	2142	17701	8497	0	28340	129458				

Probationer Statistical Profile

Sample: Active & admin probationers, not in facilities  
Act probationers 04/21/2003

Requestor: Nancy Phillips, Statistician

County of conviction by current age & sex

County	Men						Women						Grand Total	%								
	age 00-21	%	age 22-39	%	age 40-98	% UNKWN	Men Total	%	age 00-21	%	age 22-39	%			age 40-98	% UNKWN	Women Total	%				
Appling	23	0	148	0	55	0	0	0	226	0	4	0	30	0	6	0	0	0	40	0	266	0
Atkinson	14	0	79	0	45	0	0	0	138	0	3	0	21	0	9	0	0	0	33	0	171	0
Bacon	11	0	63	0	25	0	0	0	99	0	2	0	10	0	7	0	0	0	19	0	118	0
Baker	1	0	42	0	19	0	0	0	62	0	0	0	4	0	0	0	0	0	4	0	66	0
Baldwin	117	1	605	1	276	1	0	0	998	1	12	1	149	1	86	1	0	0	247	1	1245	1
Banks	13	0	128	0	88	0	0	0	229	0	3	0	38	0	20	0	0	0	61	0	290	0
Barrow	45	0	287	0	188	1	0	0	520	1	17	1	97	1	47	1	0	0	161	1	681	1
Bartow	115	1	974	2	502	2	0	0	1591	2	38	2	315	2	132	2	0	0	485	2	2076	2
Ben Hill	21	0	191	0	97	0	0	0	309	0	10	0	52	0	22	0	0	0	84	0	393	0
Berrien	33	0	165	0	95	0	0	0	293	0	11	1	39	0	19	0	0	0	69	0	362	0
Bibb	249	2	1677	3	822	3	0	0	2748	3	41	2	535	3	252	3	0	0	828	3	3576	3
Bleckley	34	0	128	0	47	0	0	0	209	0	6	0	39	0	19	0	0	0	64	0	273	0
Brantley	9	0	59	0	44	0	0	0	112	0	0	0	14	0	5	0	0	0	19	0	131	0
Brooks	21	0	144	0	57	0	0	0	222	0	1	0	23	0	14	0	0	0	38	0	260	0
Bryan	23	0	89	0	39	0	0	0	151	0	5	0	18	0	11	0	0	0	34	0	185	0
Bulloch	112	1	534	1	162	1	0	0	808	1	20	1	138	1	42	0	0	0	200	1	1008	1
Burke	27	0	116	0	56	0	0	0	199	0	4	0	29	0	14	0	0	0	47	0	246	0
Butts	25	0	199	0	105	0	0	0	329	0	2	0	57	0	28	0	0	0	87	0	416	0
Calhoun	10	0	82	0	35	0	0	0	127	0	2	0	21	0	10	0	0	0	33	0	160	0
Camden	36	0	205	0	84	0	0	0	325	0	8	0	49	0	26	0	0	0	83	0	408	0
Candler	19	0	60	0	37	0	0	0	116	0	2	0	28	0	14	0	0	0	44	0	160	0
Carroll	109	1	542	1	244	1	0	0	895	1	28	1	162	1	74	1	0	0	264	1	1159	1
Catoosa	59	1	345	1	155	1	0	0	559	1	17	1	115	1	62	1	0	0	194	1	753	1
Charlton	10	0	48	0	30	0	0	0	88	0	2	0	11	0	7	0	0	0	20	0	108	0
Chatham	376	4	1707	3	818	3	0	0	2901	3	87	4	632	4	309	4	0	0	1028	4	3929	3
Chattahoochee	5	0	23	0	11	0	0	0	39	0	1	0	7	0	2	0	0	0	10	0	49	0
Chattooga	33	0	246	0	121	0	0	0	400	0	11	1	72	0	34	0	0	0	117	0	517	0
Cherokee	181	2	912	2	454	1	0	0	1547	2	37	2	262	1	142	2	0	0	441	2	1988	2
Clarke	134	1	657	1	252	1	0	0	1043	1	21	1	163	1	60	1	0	0	244	1	1287	1
Clay	8	0	38	0	22	0	0	0	68	0	0	0	7	0	5	0	0	0	12	0	80	0
Clayton	272	3	838	1	386	1	0	0	1496	1	87	4	395	2	130	2	0	0	612	2	2108	2
Clinch	17	0	92	0	54	0	0	0	163	0	4	0	27	0	8	0	0	0	39	0	202	0
Cobb	709	7	4812	8	2335	8	0	0	7856	8	148	7	1393	8	730	9	0	0	2271	8	10127	8
Coffee	52	1	279	0	148	0	0	0	479	0	2	0	82	0	46	1	0	0	130	0	609	0

(continued)

Probationer Statistical Profile

Sample: Active & admin probationers, not in facilities  
Act probationers 04/21/2003

Requestor: Nancy Phillips, Statistician

County of conviction by current age & sex (continued)

County	Men							Women							Grand Total	%						
	age	%	age	%	age	%	UNKWN	Men	age	%	age	%	UNKWN	Women								
	00-21		22-39		40-98			Total	00-21		22-39		40-98		UNKWN	Total						
Colquit	87	1	437	1	229	1	0	0	753	1	7	0	92	1	41	0	0	0	140	0	893	1
Columbia	73	1	320	1	125	0	0	0	518	1	13	1	81	0	56	1	0	0	150	1	668	1
Cook	29	0	257	0	141	0	0	0	427	0	0	0	66	0	30	0	0	0	96	0	523	0
Coweta	112	1	431	1	206	1	0	0	749	1	17	1	168	1	72	1	0	0	257	1	1006	1
Crawford	12	0	59	0	27	0	0	0	98	0	3	0	10	0	10	0	0	0	23	0	121	0
Crisp	66	1	271	0	143	0	0	0	480	0	18	1	110	1	33	0	0	0	161	1	641	0
Dade	31	0	165	0	72	0	0	0	268	0	6	0	58	0	19	0	0	0	83	0	351	0
Dawson	18	0	130	0	73	0	0	0	221	0	3	0	52	0	33	0	0	0	88	0	309	0
Decatur	30	0	354	1	197	1	0	0	581	1	11	1	96	1	44	1	0	0	151	1	732	1
DeKalb	531	5	2811	5	1318	4	0	0	4660	5	132	6	837	5	343	4	0	0	1312	5	5972	5
Dodge	22	0	149	0	78	0	0	0	249	0	7	0	49	0	25	0	0	0	81	0	330	0
Dooly	18	0	127	0	61	0	0	0	206	0	3	0	34	0	16	0	0	0	53	0	259	0
Dougherty	306	3	2207	4	1148	4	0	0	3661	4	63	3	641	4	301	4	0	0	1005	4	4666	4
Douglas	179	2	1484	2	861	3	0	0	2524	2	61	3	520	3	264	3	0	0	845	3	3369	3
Early	34	0	144	0	67	0	0	0	245	0	5	0	42	0	22	0	0	0	69	0	314	0
Echols	1	0	19	0	13	0	0	0	33	0	1	0	0	0	2	0	0	0	3	0	36	0
Effingham	47	0	217	0	101	0	0	0	365	0	11	1	64	0	37	0	0	0	112	0	477	0
Elbert	15	0	198	0	126	0	0	0	339	0	2	0	60	0	29	0	0	0	91	0	430	0
Emanuel	24	0	146	0	58	0	0	0	228	0	4	0	40	0	17	0	0	0	61	0	289	0
Evans	8	0	57	0	24	0	0	0	89	0	5	0	13	0	5	0	0	0	23	0	112	0
Fannin	23	0	181	0	135	0	0	0	339	0	6	0	73	0	27	0	0	0	106	0	445	0
Fayette	82	1	408	1	180	1	0	0	670	1	15	1	161	1	73	1	0	0	249	1	919	1
Floyd	115	1	912	2	558	2	0	0	1585	2	31	1	364	2	195	2	0	0	590	2	2175	2
Forsyth	69	1	382	1	224	1	0	0	675	1	8	0	139	1	62	1	0	0	209	1	884	1
Franklin	22	0	183	0	108	0	0	0	313	0	3	0	43	0	25	0	0	0	71	0	384	0
Fulton	656	6	4340	7	2134	7	0	0	7130	7	77	4	837	5	464	5	0	0	1378	5	8508	7
Gilmer	35	0	255	0	149	0	0	0	439	0	6	0	79	0	53	1	0	0	138	0	577	0
Glascokk	5	0	5	0	5	0	0	0	15	0	0	0	0	0	0	0	0	0	0	0	15	0
Glynn	111	1	596	1	294	1	0	0	1001	1	22	1	180	1	83	1	0	0	285	1	1286	1
Gordon	64	1	510	1	308	1	0	0	882	1	17	1	185	1	99	1	0	0	301	1	1183	1
Grady	32	0	232	0	123	0	0	0	387	0	5	0	47	0	29	0	0	0	81	0	468	0
Greene	34	0	208	0	83	0	0	0	325	0	5	0	43	0	18	0	0	0	66	0	391	0
Gwinnett	535	5	2904	5	1282	4	0	0	4721	5	117	5	848	5	386	5	0	0	1351	5	6072	5
Habersham	31	0	150	0	98	0	0	0	279	0	5	0	44	0	22	0	0	0	71	0	350	0
Hall	131	1	733	1	460	2	0	0	1324	1	32	1	285	2	142	2	0	0	459	2	1783	1

(continued)

Probationer Statistical Profile

Sample: Active & admin probationers, not in facilities  
Act probationers 04/21/2003

Requestor: Nancy Phillips, Statistician

County of conviction by current age & sex (continued)

County	Men						Women						Grand Total	%								
	age 00-21	%	age 22-39	%	age 40-98	% UNKWN	Men Total	age 00-21	%	age 22-39	%	age 40-98			% UNKWN	Women Total						
Hancock	14	0	72	0	34	0	0	0	120	0	2	0	8	0	7	0	0	0	17	0	137	0
Haralson	16	0	173	0	150	0	0	0	339	0	4	0	43	0	26	0	0	0	73	0	412	0
Harris	30	0	122	0	69	0	0	0	221	0	4	0	23	0	15	0	0	0	42	0	263	0
Hart	12	0	148	0	65	0	0	0	225	0	2	0	28	0	22	0	0	0	52	0	277	0
Heard	5	0	46	0	34	0	0	0	85	0	2	0	11	0	7	0	0	0	20	0	105	0
Henry	188	2	907	1	334	1	0	0	1429	1	48	2	259	1	110	1	0	0	417	1	1846	1
Houston	135	1	746	1	399	1	0	0	1280	1	37	2	269	2	99	1	0	0	405	1	1685	1
Irwin	14	0	84	0	59	0	0	0	157	0	4	0	12	0	8	0	0	0	24	0	181	0
Jackson	54	1	331	1	171	1	0	0	556	1	9	0	109	1	54	1	0	0	172	1	728	1
Jasper	20	0	83	0	50	0	0	0	153	0	1	0	14	0	10	0	0	0	25	0	178	0
Jeff Davis	10	0	110	0	55	0	0	0	175	0	4	0	29	0	11	0	0	0	44	0	219	0
Jefferson	34	0	141	0	56	0	0	0	231	0	3	0	19	0	7	0	0	0	29	0	260	0
Jenkins	14	0	95	0	42	0	0	0	151	0	5	0	20	0	8	0	0	0	33	0	184	0
Johnson	8	0	114	0	35	0	0	0	157	0	0	0	15	0	12	0	0	0	27	0	184	0
Jones	46	0	233	0	122	0	0	0	401	0	8	0	44	0	29	0	0	0	81	0	482	0
Lamar	23	0	182	0	71	0	0	0	276	0	8	0	41	0	14	0	0	0	63	0	339	0
Lanier	12	0	99	0	53	0	0	0	164	0	4	0	12	0	8	0	0	0	24	0	188	0
Laurens	65	1	405	1	231	1	0	0	701	1	8	0	90	1	33	0	0	0	131	0	832	1
Lee	36	0	269	0	126	0	0	0	431	0	10	0	40	0	21	0	0	0	71	0	502	0
Liberty	33	0	151	0	45	0	0	0	229	0	3	0	33	0	22	0	0	0	58	0	287	0
Lincoln	14	0	55	0	33	0	0	0	102	0	2	0	8	0	12	0	0	0	22	0	124	0
Long	15	0	38	0	14	0	0	0	67	0	0	0	3	0	4	0	0	0	7	0	74	0
Lowndes	215	2	1131	2	449	1	0	0	1795	2	48	2	314	2	131	2	0	0	493	2	2288	2
Lumpkin	15	0	172	0	95	0	0	0	282	0	4	0	57	0	30	0	0	0	91	0	373	0
Macon	7	0	149	0	132	0	0	0	288	0	4	0	21	0	18	0	0	0	43	0	331	0
Madison	34	0	144	0	89	0	0	0	267	0	2	0	43	0	27	0	0	0	72	0	339	0
Marion	10	0	54	0	23	0	0	0	87	0	2	0	10	0	7	0	0	0	19	0	106	0
McDuffie	25	0	191	0	78	0	0	0	294	0	1	0	38	0	22	0	0	0	61	0	355	0
McIntosh	9	0	62	0	49	0	0	0	120	0	8	0	26	0	11	0	0	0	45	0	165	0
Meriwether	34	0	154	0	96	0	0	0	284	0	2	0	32	0	22	0	0	0	56	0	340	0
Miller	21	0	82	0	34	0	0	0	137	0	1	0	16	0	6	0	0	0	23	0	160	0
Mitchell	45	0	338	1	144	0	0	0	527	1	6	0	73	0	38	0	0	0	117	0	644	0
Monroe	15	0	219	0	94	0	0	0	328	0	3	0	59	0	22	0	0	0	84	0	412	0
Montgomery	17	0	70	0	31	0	0	0	118	0	0	0	11	0	10	0	0	0	21	0	139	0
Morgan	16	0	141	0	88	0	0	0	245	0	4	0	17	0	15	0	0	0	36	0	281	0

(continued)

Probationer Statistical Profile

Sample: Active & admin probationers, not in facilities  
Act probationers 04/21/2003

Requestor: Nancy Phillips, Statistician

County of conviction by current age & sex (continued)

County	M e n							W o m e n							Grand Total %
	age 00-21 %	age 22-39 %	age 40-98 %	age UNKWN %	Men Total %	age 00-21 %	age 22-39 %	age 40-98 %	age UNKWN %	Women Total %					
Murray	29 0	143 0	73 0	0 0	245 0	4 0	49 0	18 0	0 0	71 0	316 0				
Muscogee	276 3	1232 2	719 2	0 0	2227 2	83 4	528 3	233 3	0 0	844 3	3071 2				
Newton	83 1	789 1	462 2	0 0	1334 1	19 1	182 1	118 1	0 0	319 1	1653 1				
Oconee	16 0	71 0	38 0	0 0	125 0	3 0	22 0	8 0	0 0	33 0	158 0				
Oglethorpe	9 0	76 0	42 0	0 0	127 0	1 0	9 0	10 0	0 0	20 0	147 0				
Paulding	72 1	385 1	212 1	0 0	669 1	9 0	73 0	47 1	0 0	129 0	798 1				
Peach	41 0	193 0	79 0	0 0	313 0	0 0	41 0	15 0	0 0	56 0	369 0				
Pickens	28 0	153 0	110 0	0 0	291 0	4 0	64 0	31 0	0 0	99 0	390 0				
Pierce	6 0	51 0	24 0	0 0	81 0	0 0	17 0	7 0	0 0	24 0	105 0				
Pike	4 0	47 0	26 0	0 0	77 0	0 0	6 0	4 0	0 0	10 0	87 0				
Polk	41 0	385 1	219 1	0 0	645 1	6 0	88 0	50 1	0 0	144 1	789 1				
Pulaski	19 0	74 0	32 0	0 0	125 0	1 0	25 0	12 0	0 0	38 0	163 0				
Putnam	28 0	223 0	130 0	0 0	381 0	4 0	35 0	28 0	0 0	67 0	448 0				
Quitman	9 0	22 0	13 0	0 0	44 0	2 0	4 0	6 0	0 0	12 0	56 0				
Rabun	29 0	83 0	63 0	0 0	175 0	6 0	19 0	22 0	0 0	47 0	222 0				
Randolph	16 0	106 0	41 0	0 0	163 0	1 0	29 0	20 0	0 0	50 0	213 0				
Richmond	298 3	1326 2	672 2	0 0	2296 2	73 3	534 3	231 3	0 0	838 3	3134 2				
Rockdale	74 1	336 1	165 1	0 0	575 1	23 1	132 1	52 1	0 0	207 1	782 1				
Schley	7 0	61 0	36 0	0 0	104 0	1 0	17 0	5 0	0 0	23 0	127 0				
Screven	28 0	133 0	73 0	0 0	234 0	3 0	31 0	27 0	0 0	61 0	295 0				
Seminole	16 0	124 0	61 0	0 0	201 0	1 0	30 0	11 0	0 0	42 0	243 0				
Spalding	78 1	456 1	230 1	0 0	764 1	23 1	181 1	86 1	0 0	290 1	1054 1				
Stephens	35 0	140 0	81 0	0 0	256 0	9 0	52 0	24 0	0 0	85 0	341 0				
Stewart	6 0	88 0	47 0	0 0	141 0	1 0	10 0	14 0	0 0	25 0	166 0				
Sumter	72 1	581 1	392 1	0 0	1045 1	12 1	178 1	92 1	0 0	282 1	1327 1				
Talbot	7 0	48 0	24 0	0 0	79 0	0 0	3 0	6 0	0 0	9 0	88 0				
Taliaferro	4 0	13 0	6 0	0 0	23 0	0 0	2 0	2 0	0 0	4 0	27 0				
Tattnall	22 0	72 0	53 0	0 0	147 0	1 0	14 0	9 0	0 0	24 0	171 0				
Taylor	9 0	83 0	38 0	0 0	130 0	1 0	12 0	4 0	0 0	17 0	147 0				
Telfair	16 0	134 0	53 0	0 0	203 0	4 0	51 0	19 0	0 0	74 0	277 0				
Terrell	23 0	171 0	48 0	0 0	242 0	11 1	37 0	18 0	0 0	66 0	308 0				
Thomas	124 1	708 1	322 1	0 0	1154 1	14 1	176 1	73 1	0 0	263 1	1417 1				
Tift	29 0	367 1	186 1	0 0	582 1	4 0	98 1	40 0	0 0	142 1	724 1				
Toombs	35 0	158 0	89 0	0 0	282 0	8 0	65 0	28 0	0 0	101 0	383 0				
Towns	5 0	51 0	24 0	0 0	80 0	1 0	14 0	7 0	0 0	22 0	102 0				

(continued)

Probationer Statistical Profile

Sample: Active & admin probationers, not in facilities  
Act probationers 04/21/2003

Requestor: Nancy Phillips, Statistician

County of conviction by current age & sex (continued)

County	Men					Women					Grand Total %
	age 00-21 %	age 22-39 %	age 40-98 %	age UNKWN %	Men Total %	age 00-21 %	age 22-39 %	age 40-98 %	age UNKWN %	Women Total %	
Treutlen	12 0	73 0	51 0	0 0	136 0	2 0	15 0	14 0	0 0	31 0	167 0
Troup	102 1	478 1	232 1	0 0	812 1	26 1	192 1	73 1	0 0	291 1	1103 1
Turner	17 0	94 0	43 0	0 0	154 0	3 0	17 0	12 0	0 0	32 0	186 0
Twiggs	6 0	69 0	36 0	0 0	111 0	4 0	16 0	10 0	0 0	30 0	141 0
Union	13 0	74 0	52 0	0 0	139 0	6 0	25 0	22 0	0 0	53 0	192 0
Upson	47 0	163 0	69 0	0 0	279 0	11 1	47 0	20 0	0 0	78 0	357 0
Walker	67 1	381 1	203 1	0 0	651 1	15 1	109 1	54 1	0 0	178 1	829 1
Walton	93 1	680 1	393 1	0 0	1166 1	12 1	152 1	76 1	0 0	240 1	1406 1
Ware	26 0	229 0	126 0	0 0	381 0	9 0	79 0	27 0	0 0	115 0	496 0
Warren	6 0	43 0	27 0	0 0	76 0	0 0	2 0	1 0	0 0	3 0	79 0
Washington	30 0	127 0	61 0	0 0	218 0	2 0	30 0	19 0	0 0	51 0	269 0
Wayne	50 0	267 0	121 0	0 0	438 0	16 1	70 0	36 0	0 0	122 0	560 0
Webster	9 0	34 0	30 0	0 0	73 0	2 0	6 0	1 0	0 0	9 0	82 0
Wheeler	7 0	39 0	27 0	0 0	73 0	1 0	7 0	8 0	0 0	16 0	89 0
White	19 0	115 0	89 0	0 0	223 0	1 0	40 0	18 0	0 0	59 0	282 0
Whitfield	113 1	680 1	307 1	0 0	1100 1	36 2	254 1	121 1	0 0	411 1	1511 1
Wilcox	12 0	50 0	21 0	0 0	83 0	0 0	10 0	4 0	0 0	14 0	97 0
Wilkes	15 0	79 0	50 0	0 0	144 0	1 0	16 0	11 0	0 0	28 0	172 0
Wilkinson	10 0	74 0	46 0	0 0	130 0	1 0	23 0	11 0	0 0	35 0	165 0
Worth	27 0	188 0	92 0	0 0	307 0	2 0	24 0	24 0	0 0	50 0	357 0
Out of state	198 2	1499 2	614 2	0 0	2311 2	49 2	497 3	189 2	0 0	735 3	3046 2
Total reported	10245	60526	30340	0	101111	2142	17701	8495	0	28338	129449
Percent Reported	100.0	100.0	100.0		100.0	100.0	100.0	100.0		100.0	100.0
Not reported	0	4	3	0	7	0	0	2	0	2	9
Total	10245	60530	30343	0	101118	2142	17701	8497	0	28340	129458

Probationer Statistical Profile

Sample: Active & admin probationers, not in facilities  
Act probationers 04/21/2003

Requestor: Nancy Phillips, Statistician

Circuit of conviction by current age & sex

Circuit of conv	Men								Women								Grand Total	%				
	age	%	age	%	age	%	age	%	Men	%	age	%	age	%	Women	%						
	00-21	22-39	40-98	UNKWN	00-21	22-39	40-98	UNKWN	00-21	22-39	40-98	UNKWN	00-21	22-39	40-98	UNKWN						
Alapaha	105	1	692	1	388	1	0	0	1185	1	22	1	165	1	74	1	0	0	261	1	1446	1
Alcovy	176	2	1469	2	855	3	0	0	2500	3	31	1	334	2	194	2	0	0	559	2	3059	2
Atlanta	656	7	4340	7	2134	7	0	0	7130	7	77	4	837	5	464	6	0	0	1378	5	8508	7
Atlantic	110	1	469	1	224	1	0	0	803	1	22	1	107	1	62	1	0	0	191	1	994	1
Augusta	398	4	1762	3	853	3	0	0	3013	3	90	4	644	4	301	4	0	0	1035	4	4048	3
Blue Ridge	181	2	912	2	453	2	0	0	1546	2	37	2	262	2	142	2	0	0	441	2	1987	2
Brunswick	230	2	1326	2	609	2	0	0	2165	2	54	3	358	2	162	2	0	0	574	2	2739	2
Chattahoochee	337	3	1561	3	884	3	0	0	2782	3	91	4	583	3	267	3	0	0	941	3	3723	3
Cherokee	179	2	1484	3	810	3	0	0	2473	3	55	3	500	3	231	3	0	0	786	3	3259	3
Clayton	271	3	835	1	384	1	0	0	1490	2	87	4	394	2	130	2	0	0	611	2	2101	2
Cobb	709	7	4809	8	2329	8	0	0	7847	8	148	7	1391	8	729	9	0	0	2268	8	10115	8
Conasauga	142	1	823	1	380	1	0	0	1345	1	40	2	303	2	139	2	0	0	482	2	1827	1
Cordele	117	1	639	1	322	1	0	0	1078	1	31	1	206	1	75	1	0	0	312	1	1390	1
Coweta	362	4	1651	3	812	3	0	0	2825	3	75	4	565	3	248	3	0	0	888	3	3713	3
Dougherty	306	3	2207	4	1148	4	0	0	3661	4	63	3	641	4	301	4	0	0	1005	4	4666	4
Dublin	91	1	661	1	353	1	0	0	1105	1	14	1	136	1	69	1	0	0	219	1	1324	1
Eastern	376	4	1706	3	818	3	0	0	2900	3	87	4	632	4	309	4	0	0	1028	4	3928	3
Flint	188	2	907	2	334	1	0	0	1429	1	48	2	259	2	110	1	0	0	417	2	1846	1
Griffin	211	2	1074	2	505	2	0	0	1790	2	49	2	395	2	183	2	0	0	627	2	2417	2
Gwinnett	535	5	2903	5	1282	4	0	0	4720	5	117	6	848	5	386	5	0	0	1351	5	6071	5
Houston	135	1	746	1	399	1	0	0	1280	1	37	2	269	2	99	1	0	0	405	1	1685	1
Lookout Mountain	190	2	1137	2	551	2	0	0	1878	2	49	2	354	2	169	2	0	0	572	2	2450	2
Macon	302	3	1929	3	928	3	0	0	3159	3	44	2	586	3	277	3	0	0	907	3	4066	3
Middle	142	1	632	1	301	1	0	0	1075	1	19	1	182	1	85	1	0	0	286	1	1361	1
Mountain	95	1	373	1	242	1	0	0	710	1	20	1	115	1	68	1	0	0	203	1	913	1
Northeastern	149	1	863	1	533	2	0	0	1545	2	35	2	337	2	175	2	0	0	547	2	2092	2
Northern	92	1	749	1	430	1	0	0	1271	1	10	0	183	1	113	1	0	0	306	1	1577	1
Ocmulgee	285	3	1639	3	829	3	0	0	2753	3	37	2	333	2	204	2	0	0	574	2	3327	3
Oconee	115	1	594	1	268	1	0	0	977	1	19	1	182	1	93	1	0	0	294	1	1271	1
Ogeechee	201	2	979	2	378	1	0	0	1558	2	39	2	253	1	114	1	0	0	406	1	1964	2
Pataula	127	1	687	1	286	1	0	0	1100	1	21	1	165	1	88	1	0	0	274	1	1374	1
Piedmont	112	1	746	1	447	2	0	0	1305	1	29	1	244	1	121	1	0	0	394	1	1699	1
Rome	115	1	912	2	558	2	0	0	1585	2	31	1	364	2	195	2	0	0	590	2	2175	2
South Georgia	118	1	1048	2	518	2	0	0	1684	2	24	1	241	1	121	1	0	0	386	1	2070	2

(continued)



Probationer Statistical Profile

Sample: Active & admin probationers, not in facilities  
Act probationers 04/21/2003

Requestor: Nancy Phillips, Statistician

Circuit of conviction by current age & sex (continued)

Circuit of conv	Men								Women								Grand					
	age	%	age	%	age	%	age	%	Men	%	age	%	age	%	age	%	Women	%	Total	%		
	00-21		22-39		40-98		UNKWN		Total		00-21		22-39		40-98		UNKWN		Total		Total	
Southern	448	4	2439	4	1070	4	0	0	3957	4	71	3	605	4	261	3	0	0	937	3	4894	4
Southwestern	137	1	1182	2	763	3	0	0	2082	2	30	1	272	2	151	2	0	0	453	2	2535	2
Stone Mountain	531	5	2811	5	1318	4	0	0	4660	5	132	6	837	5	343	4	0	0	1312	5	5972	5
Tallapoosa	57	1	558	1	369	1	0	0	984	1	10	0	131	1	76	1	0	0	217	1	1201	1
Tifton	87	1	733	1	380	1	0	0	1200	1	13	1	151	1	84	1	0	0	248	1	1448	1
Toombs	69	1	386	1	199	1	0	0	654	1	4	0	66	0	48	1	0	0	118	0	772	1
Waycross	114	1	729	1	397	1	0	0	1240	1	15	1	213	1	99	1	0	0	327	1	1567	1
Western	150	1	728	1	290	1	0	0	1168	1	24	1	185	1	68	1	0	0	277	1	1445	1
Rockdale	74	1	336	1	165	1	0	0	575	1	23	1	132	1	52	1	0	0	207	1	782	1
Douglas	179	2	1484	3	861	3	0	0	2524	3	61	3	520	3	264	3	0	0	845	3	3369	3
Appalachian	86	1	589	1	394	1	0	0	1069	1	16	1	216	1	111	1	0	0	343	1	1412	1
Enotah	52	1	412	1	260	1	0	0	724	1	12	1	136	1	77	1	0	0	225	1	949	1
Forsyth-Bell	69	1	382	1	224	1	0	0	675	1	8	0	139	1	62	1	0	0	209	1	884	1
Towaliga	63	1	600	1	270	1	0	0	933	1	13	1	157	1	64	1	0	0	234	1	1167	1
Paulding	72	1	385	1	212	1	0	0	669	1	9	0	73	0	47	1	0	0	129	0	798	1
OUT OF STATE	198	2	1500	3	614	2	0	0	2312	2	49	2	497	3	189	2	0	0	735	3	3047	2
Total reported	10244		60518		30331		0		101093		2142		17698		8494		0		28334		129427	
Percent Reported	100.0		100.0		100.0				100.0		100.0		100.0		100.0				100.0		100.0	
NOT REPORTED	96		706		375		0		1177		24		167		80		0		271		1448	
Total	10245		60530		30343		0		101118		2142		17701		8497		0		28340		129458	

Probationer Statistical Profile

Sample: Active & admin probationers, not in facilities  
Act probationers 04/21/2003

Requestor: Nancy Phillips, Statistician

Circuit of supervision by current age & sex

Circuit of supv	M e n							W o m e n							Grand Total %							
	age 00-21 %	age 22-39 %	age 40-98 %	age UNKWN %	Men Total %	age 00-21 %	age 22-39 %	age 40-98 %	age UNKWN %	Women Total %												
Alapaha	96	1	706	1	375	1	0	0	1177	1	24	1	167	1	80	1	0	0	271	1	1448	1
Alcovy	165	2	1429	2	822	3	0	0	2416	2	36	2	333	2	195	2	0	0	564	2	2980	2
Atlanta	794	8	5400	9	2567	8	0	0	8761	9	122	6	1208	7	629	7	0	0	1959	7	10720	8
Atlantic	129	1	501	1	228	1	0	0	858	1	24	1	134	1	63	1	0	0	221	1	1079	1
Augusta	410	4	1889	3	904	3	0	0	3203	3	89	4	653	4	305	4	0	0	1047	4	4250	3
Blue Ridge	162	2	888	1	455	2	0	0	1505	1	37	2	267	2	143	2	0	0	447	2	1952	2
Brunswick	241	2	1389	2	641	2	0	0	2271	2	58	3	399	2	175	2	0	0	632	2	2903	2
Chattahoochee	329	3	1614	3	910	3	0	0	2853	3	94	4	596	3	277	3	0	0	967	3	3820	3
Cherokee	193	2	1539	3	803	3	0	0	2535	3	55	3	493	3	233	3	0	0	781	3	3316	3
Clayton	263	3	957	2	425	1	0	0	1645	2	73	3	426	2	140	2	0	0	639	2	2284	2
Cobb	688	7	4462	7	2129	7	0	0	7279	7	118	6	1243	7	628	7	0	0	1989	7	9268	7
Conasauga	156	2	920	2	434	1	0	0	1510	1	40	2	331	2	145	2	0	0	516	2	2026	2
Cordele	111	1	583	1	318	1	0	0	1012	1	25	1	185	1	70	1	0	0	280	1	1292	1
Coweta	372	4	1711	3	872	3	0	0	2955	3	82	4	611	3	258	3	0	0	951	3	3906	3
Dougherty	304	3	2222	4	1150	4	0	0	3676	4	73	3	634	4	293	3	0	0	1000	4	4676	4
Dublin	97	1	654	1	353	1	0	0	1104	1	11	1	149	1	74	1	0	0	234	1	1338	1
Eastern	391	4	1767	3	822	3	0	0	2980	3	86	4	626	4	313	4	0	0	1025	4	4005	3
Flint	163	2	847	1	358	1	0	0	1368	1	43	2	254	1	105	1	0	0	402	1	1770	1
Griffin	200	2	1047	2	501	2	0	0	1748	2	50	2	384	2	182	2	0	0	616	2	2364	2
Gwinnett	556	5	2827	5	1212	4	0	0	4595	5	124	6	851	5	367	4	0	0	1342	5	5937	5
Houston	127	1	690	1	361	1	0	0	1178	1	36	2	244	1	88	1	0	0	368	1	1546	1
Lookout Mountain	184	2	1165	2	579	2	0	0	1928	2	45	2	368	2	183	2	0	0	596	2	2524	2
Macon	318	3	2135	4	1011	3	0	0	3464	3	53	2	629	4	312	4	0	0	994	4	4458	3
Middle	133	1	641	1	320	1	0	0	1094	1	19	1	184	1	91	1	0	0	294	1	1388	1
Mountain	97	1	397	1	257	1	0	0	751	1	19	1	131	1	76	1	0	0	226	1	977	1
Northeastern	159	2	929	2	546	2	0	0	1634	2	36	2	346	2	189	2	0	0	571	2	2205	2
Northern	92	1	792	1	448	1	0	0	1332	1	12	1	206	1	121	1	0	0	339	1	1671	1
Ocmulgee	265	3	1490	2	792	3	0	0	2547	3	35	2	328	2	193	2	0	0	556	2	3103	2
Oconee	106	1	581	1	260	1	0	0	947	1	18	1	176	1	92	1	0	0	286	1	1233	1
Ogeechee	170	2	891	1	382	1	0	0	1443	1	35	2	234	1	109	1	0	0	378	1	1821	1
Pataula	127	1	699	1	284	1	0	0	1110	1	18	1	179	1	91	1	0	0	288	1	1398	1
Piedmont	114	1	744	1	451	1	0	0	1309	1	26	1	232	1	115	1	0	0	373	1	1682	1
Rome	117	1	920	2	546	2	0	0	1583	2	35	2	370	2	195	2	0	0	600	2	2183	2
South Georgia	120	1	1049	2	528	2	0	0	1697	2	26	1	251	1	120	1	0	0	397	1	2094	2

(continued)

Probationer Statistical Profile

Sample: Active & admin probationers, not in facilities  
Act probationers 04/21/2003

Requestor: Nancy Phillips, Statistician

Circuit of supervision by current age & sex (continued)

Circuit of supv	M e n								W o m e n								Grand					
	age	age	age	age	Men	Men	age	age	age	age	Women	Women	Total	Total	%							
	00-21	%	22-39	%	40-98	%	UNKWN	%	Total	%	00-21	%	22-39	%	40-98	%	UNKWN	%	Total	%		
Southern	446	4	2460	4	1104	4	0	0	4010	4	76	4	602	3	259	3	0	0	937	3	4947	4
Southwestern	132	1	1106	2	725	2	0	0	1963	2	26	1	265	1	153	2	0	0	444	2	2407	2
Stone Mountain	575	6	3183	5	1421	5	0	0	5179	5	148	7	927	5	382	5	0	0	1457	5	6636	5
Tallapoosa	63	1	590	1	395	1	0	0	1048	1	10	0	156	1	87	1	0	0	253	1	1301	1
Tifton	101	1	775	1	390	1	0	0	1266	1	13	1	164	1	98	1	0	0	275	1	1541	1
Toombs	70	1	381	1	198	1	0	0	649	1	4	0	68	0	48	1	0	0	120	0	769	1
Waycross	129	1	733	1	417	1	0	0	1279	1	15	1	220	1	102	1	0	0	337	1	1616	1
Western	149	1	748	1	301	1	0	0	1198	1	25	1	156	1	70	1	0	0	251	1	1449	1
Rockdale	74	1	386	1	180	1	0	0	640	1	25	1	135	1	50	1	0	0	210	1	850	1
Douglas	148	1	1245	2	721	2	0	0	2114	2	43	2	404	2	211	2	0	0	658	2	2772	2
Appalachian	85	1	606	1	398	1	0	0	1089	1	20	1	218	1	110	1	0	0	348	1	1437	1
Enotah	56	1	394	1	269	1	0	0	719	1	10	0	135	1	80	1	0	0	225	1	944	1
Forsyth-Bell	61	1	336	1	211	1	0	0	608	1	9	0	124	1	56	1	0	0	189	1	797	1
Towaliga	63	1	550	1	275	1	0	0	888	1	14	1	164	1	70	1	0	0	248	1	1136	1
Paulding	91	1	455	1	249	1	0	0	795	1	19	1	116	1	62	1	0	0	197	1	992	1
Total reported	10192		60423		30298		0		100913		2134		17676		8488		0		28298		129211	

Probationer Statistical Profile

Sample: Active & admin probationers, not in facilities  
Act probationers 04/21/2003

Requestor: Nancy Phillips, Statistician

Sentence length in years by current age & sex

Sentence (in years)	Men					Women					Grand Total	%
	age 00-21	age 22-39	age 40-98	age UNKWN	Men Total	age 00-21	age 22-39	age 40-98	age UNKWN	Women Total		
0-1	39	250	137	0	426	12	76	32	0	120	546	0
1.1-2	246	1400	607	0	2253	67	360	183	0	610	2863	2
2.1-3	926	3195	1435	0	5556	304	1172	465	0	1941	7497	6
3.1-4	1410	5416	2459	0	9285	449	2255	795	0	3499	12784	10
4.1-5	1250	6548	2972	0	10770	221	1861	826	0	2908	13678	11
5.1-6	3743	18896	8578	0	31217	727	5888	2531	0	9146	40363	31
6.1-7	329	2658	1294	0	4281	68	747	362	0	1177	5458	4
7.1-8	444	3653	1655	0	5752	58	901	421	0	1380	7132	6
8.1-9	306	2816	1478	0	4600	41	739	422	0	1202	5802	4
9.1-10	181	1489	895	0	2565	23	376	204	0	603	3168	2
10.1-12	1104	9583	5084	0	15771	147	2589	1566	0	4302	20073	16
12.1-15	70	1154	889	0	2113	9	189	169	0	367	2480	2
15.1-20	133	1985	1465	0	3583	9	327	293	0	629	4212	3
20.1-OVER	64	1478	1340	0	2882	7	221	225	0	453	3335	3
INDEFINITE	0	0	0	0	0	0	0	0	0	0	0	0
Total reported	10245	60521	30288	0	101054	2142	17701	8494	0	28337	129391	
Percent Reported	100.0	100.0	99.8		99.9	100.0	100.0	100.0		100.0	99.9	
NOT REPORTED	0	9	55	0	64	0	0	3	0	3	67	
Total	10245	60530	30343	0	101118	2142	17701	8497	0	28340	129458	
AVERAGE EXCLUDING INDEFINITE	5.41	6.68	7.43	.00	6.78	4.63	6.02	6.88	.00	6.17	6.64	

Probationer Statistical Profile

Sample: Active & admin probationers, not in facilities  
Act probationers 04/21/2003

Requestor: Nancy Phillips, Statistician

Time served in years by current age & sex

Time served (in yrs)	M e n					W o m e n					Grand Total %
	age 00-21 %	age 22-39 %	age 40-98 %	age UNKWN %	Men Total %	age 00-21 %	age 22-39 %	age 40-98 %	age UNKWN %	Women Total %	
0-1	5304 52	17711 29	7759 26	0 0	30774 30	1105 52	5531 31	2175 26	0 0	8811 31	39585 31
1.1-2	3037 30	14138 23	6279 21	0 0	23454 23	694 32	4414 25	1874 22	0 0	6982 25	30436 24
2.1-3	1374 13	10177 17	4811 16	0 0	16362 16	267 12	3106 18	1395 16	0 0	4768 17	21130 16
3.1-4	449 4	7172 12	3763 12	0 0	11384 11	70 3	1957 11	1037 12	0 0	3064 11	14448 11
4.1-5	66 1	5177 9	2701 9	0 0	7944 8	6 0	1334 8	771 9	0 0	2111 7	10055 8
5.1-6	5 0	2052 3	1050 3	0 0	3107 3	0 0	501 3	325 4	0 0	826 3	3933 3
6.1-7	3 0	1347 2	811 3	0 0	2161 2	0 0	302 2	226 3	0 0	528 2	2689 2
7.1-8	3 0	886 1	653 2	0 0	1542 2	0 0	196 1	175 2	0 0	371 1	1913 1
8.1-9	1 0	627 1	477 2	0 0	1105 1	0 0	133 1	123 1	0 0	256 1	1361 1
9.1-10	1 0	447 1	424 1	0 0	872 1	0 0	98 1	133 2	0 0	231 1	1103 1
10.1-12	0 0	391 1	511 2	0 0	902 1	0 0	59 0	85 1	0 0	144 1	1046 1
12.1-15	0 0	254 0	574 2	0 0	828 1	0 0	43 0	93 1	0 0	136 0	964 1
15.1-20	0 0	94 0	365 1	0 0	459 0	0 0	16 0	51 1	0 0	67 0	526 0
20.1-OVER	1 0	56 0	164 1	0 0	221 0	0 0	10 0	34 0	0 0	44 0	265 0
Total reported	10244	60529	30342	0	101115	2142	17700	8497	0	28339	129454
Percent Reported	100.0	100.0	100.0		100.0	100.0	100.0	100.0		100.0	100.0
NOT REPORTED	1	1	1	0	3	0	1	0	0	1	4
Total	10245	60530	30343	0	101118	2142	17701	8497	0	28340	129458
AVERAGE TIME SERVED	1.19	2.53	3.38	.00	2.65	1.14	2.27	3.17	.00	2.45	2.61

Probationer Statistical Profile

Sample: Active & admin probationers, not in facilities  
Act probationers 04/21/2003

Requestor: Nancy Phillips, Statistician

Time left to serve by current age & sex

Time left (in years)	Men					Women					Grand Total %
	age 00-21 %	age 22-39 %	age 40-98 %	age UNKWN %	Men Total %	age 00-21 %	age 22-39 %	age 40-98 %	age UNKWN %	Women Total %	
0-1	845 8	9830 16	5168 17	0 0	15843 16	266 12	3060 17	1498 18	0 0	4824 17	20667 16
1.1-2	1431 14	9976 16	5061 17	0 0	16468 16	408 19	3174 18	1485 17	0 0	5067 18	21535 17
2.1-3	1780 17	9771 16	4795 16	0 0	16346 16	437 20	3000 17	1376 16	0 0	4813 17	21159 16
3.1-4	1851 18	8440 14	3891 13	0 0	14182 14	349 16	2531 14	1162 14	0 0	4042 14	18224 14
4.1-5	2018 20	7490 12	3377 11	0 0	12885 13	375 18	2206 12	955 11	0 0	3536 12	16421 13
5.1-6	346 3	3190 5	1558 5	0 0	5094 5	50 2	806 5	443 5	0 0	1299 5	6393 5
6.1-7	417 4	2917 5	1509 5	0 0	4843 5	61 3	731 4	374 4	0 0	1166 4	6009 5
7.1-8	426 4	2341 4	1239 4	0 0	4006 4	44 2	653 4	330 4	0 0	1027 4	5033 4
8.1-9	414 4	2004 3	1026 3	0 0	3444 3	65 3	542 3	289 3	0 0	896 3	4340 3
9.1-10	454 4	1747 3	901 3	0 0	3102 3	65 3	530 3	250 3	0 0	845 3	3947 3
10.1-12	55 1	859 1	494 2	0 0	1408 1	3 0	113 1	83 1	0 0	199 1	1607 1
12.1-15	129 1	1041 2	595 2	0 0	1765 2	12 1	195 1	110 1	0 0	317 1	2082 2
15.1-20	72 1	594 1	432 1	0 0	1098 1	7 0	115 1	86 1	0 0	208 1	1306 1
20.1-OVER	7 0	305 1	225 1	0 0	537 1	0 0	38 0	51 1	0 0	89 0	626 0
INDEFINITE	0 0	0 0	0 0	0 0	0 0	0 0	0 0	0 0	0 0	0 0	0 0
NONE	0 0	16 0	14 0	0 0	30 0	0 0	7 0	2 0	0 0	9 0	39 0
Total reported	10245	60521	30285	0	101051	2142	17701	8494	0	28337	129388
Percent Reported	100.0	100.0	99.8		99.9	100.0	100.0	100.0		100.0	99.9
NOT REPORTED	0	9	58	0	67	0	0	3	0	3	70
Total	10245	60530	30343	0	101118	2142	17701	8497	0	28340	129458
AVERAGE EXCLUDING INDEFINITE, NONE	4.14	3.93	4.08	.00	4.00	3.42	3.59	3.81	.00	3.65	3.92

Probationer Statistical Profile

Sample: Active & admin probationers, not in facilities  
Act probationers 04/21/2003

Requestor: Nancy Phillips, Statistician

Case type by current age & sex

Case type	Men				Women				Grand Total	%
	age 00-21	age 22-39	age 40-98	age UNKWN	age 00-21	age 22-39	age 40-98	age UNKWN		
PRESENTENCE	0	0	0	0	0	0	0	0	0	0
SPLIT SENTENCE	173	2	5850	10	4570	15	0	0	10593	10
STRAIGHT SENTENCE	9874	96	53147	88	25095	83	0	0	88116	87
ABANDONMENT&BASTARDY	0	0	11	0	55	0	0	0	66	0
OUT OF STATE PROB	198	2	1512	2	617	2	0	0	2327	2
OUT OF STATE A&B	0	0	0	0	1	0	0	0	1	0
SUSPENDED SENTENCE	0	0	10	0	5	0	0	0	15	0
Total reported	10245		60530		30343		0		101118	
Percent Reported	100.0		100.0		100.0				100.0	
NOT REPORTED	0		0		0		0		0	
Total	10245		60530		30343		0		101118	

Probationer Statistical Profile

Sample: Active & admin probationers, not in facilities  
Act probationers 04/21/2003

Requestor: Nancy Phillips, Statistician

Release type by current age & sex

Release type	Men					Women					Grand Total	%								
	age 00-21	age 22-39	age 40-98	age UNKWN	Men Total	age 00-21	age 22-39	age 40-98	age UNKWN	Women Total										
TRANSF OUT OF STATE	0	0	0	0	0	0	0	0	0	0	0	0								
REVOKED (TECHNICAL)	0	0	0	0	0	0	0	0	0	0	0	0								
REVOKED (NEW SENT)	0	0	0	0	0	0	0	0	0	0	0	0								
REVOKED (NEW CRIME)	0	0	0	0	0	0	0	0	0	0	0	0								
ABSCONDED (TOLLED)	0	0	0	0	0	0	0	0	0	0	0	0								
ABSCONDED (NON-TOLL)	0	0	0	0	0	0	0	0	0	0	0	0								
TERMINATED BY COURT	0	0	0	0	0	0	0	0	0	0	0	0								
OUT OF STATE TERM	0	0	0	0	0	0	0	0	0	0	0	0								
DEATH	0	0	0	0	0	0	0	0	0	0	0	0								
FINAN OBLIG COMPLETE	0	0	0	0	0	0	0	0	0	0	0	0								
OTHER	0	0	0	0	0	0	0	0	0	0	0	0								
NORMAL RELEASE	0	0	0	0	0	0	0	0	0	0	0	0								
A & B SPECIAL TERM	0	0	0	0	0	0	0	0	0	0	0	0								
INDEP JURISDICTION	0	0	0	0	0	0	0	0	0	0	0	0								
ACTIVE	10245	100	60530	100	30343	100	0	101118	100	2142	100	17701	100	8497	100	0	28340	100	129458	100
Total reported	10245	60530	30343	0	101118	2142	17701	8497	0	28340	129458									
Percent Reported	100.0	100.0	100.0		100.0	100.0	100.0	100.0		100.0	100.0									
NOT REPORTED	0	0	0	0	0	0	0	0	0	0	0									
Total	10245	60530	30343	0	101118	2142	17701	8497	0	28340	129458									



Probationer Statistical Profile

Sample: Active & admin probationers, not in facilities  
Act probationers 04/21/2003

Requestor: Nancy Phillips, Statistician

First offender status by current age & sex

1stOffndr	M e n				W o m e n				Grand Total %		
	age 00-21 %	age 22-39 %	age 40-98 %	age UNKWN %	Men Total %	age 00-21 %	age 22-39 %	age 40-98 %		age UNKWN %	Women Total %
FIRST OFFNDR STATUS	5529 54	16620 27	4927 16	0 0	27076 27	1492 70	7415 42	2563 30	0 0	11470 40	38546 30
NO FIRST OFFNDR STAT	4716 46	43910 73	25416 84	0 0	74042 73	650 30	10286 58	5934 70	0 0	16870 60	90912 70
Total reported	10245	60530	30343	0	101118	2142	17701	8497	0	28340	129458
Percent Reported	100.0	100.0	100.0		100.0	100.0	100.0	100.0		100.0	100.0
NOT REPORTED	0	0	0	0	0	0	0	0	0	0	0
Total	10245	60530	30343	0	101118	2142	17701	8497	0	28340	129458

Probationer Statistical Profile

Sample: Active & admin probationers, not in facilities  
Act probationers 04/21/2003

Requestor: Nancy Phillips, Statistician

Type probationer by current age & sex

Type probationer	M e n					W o m e n					Grand Total %
	age 00-21 %	age 22-39 %	age 40-98 %	age UNKWN %	Men Total %	age 00-21 %	age 22-39 %	age 40-98 %	age UNKWN %	Women Total %	
MISDEMEANANT	128 1	743 1	423 1	0 0	1294 1	20 1	204 1	133 2	0 0	357 1	1651 1
FELON	10117 99	59766 99	29859 98	0 0	99742 99	2119 99	17481 99	8356 98	0 0	27956 99	127698 99
ABANDONMENT&BASTARDY	0 0	11 0	56 0	0 0	67 0	0 0	3 0	1 0	0 0	4 0	71 0
SUSPENDED SENTENCE	0 0	10 0	5 0	0 0	15 0	3 0	13 0	7 0	0 0	23 0	38 0
Total reported	10245	60530	30343	0	101118	2142	17701	8497	0	28340	129458
Percent Reported	100.0	100.0	100.0		100.0	100.0	100.0	100.0		100.0	100.0
NOT REPORTED	0	0	0	0	0	0	0	0	0	0	0
Total	10245	60530	30343	0	101118	2142	17701	8497	0	28340	129458

Probationer Statistical Profile

Sample: Active & admin probationers, not in facilities  
Act probationers 04/21/2003

Requestor: Nancy Phillips, Statistician

Most serious crime by group by current age & sex

Crime group	Men				Women				Grand Total	%
	age 00-21	age 22-39	age 40-98	age UNKWN	age 00-21	age 22-39	age 40-98	age UNKWN		
HOMICIDE	17	329	268	0	4	98	85	0	187	801
ABORTION	0	2	0	0	0	0	0	0	0	2
BODILY INJRY&REL OFF	666	6225	4021	0	168	1194	567	0	1929	12841
ARSON & REL OFF	40	272	178	0	9	91	70	0	170	660
DAMAGE OF PROPERTY	242	719	216	0	55	179	56	0	290	1467
BURGLARY & REL OFF	1643	6029	1834	0	115	598	198	0	911	10417
FORGERY & REL OFF	573	4649	2164	0	486	4449	1617	0	6552	13938
THEFT	2285	8581	3665	0	610	3908	1661	0	6179	20710
ROBBERY	297	1688	501	0	35	174	51	0	260	2746
SEXUAL OFFENSES	510	2499	2301	0	12	113	53	0	178	5488
OBSCENITY CRIMES	0	6	12	0	0	1	1	0	2	20
TREASON & REL OFF	6	48	16	0	7	27	6	0	40	110
CRIMES INVOLVNG GOVT	187	1271	478	0	40	417	239	0	696	2632
FALSIFICATIONS	28	200	94	0	14	133	44	0	191	513
OBSTRUCT LAW ENFORCE	26	219	98	0	15	93	34	0	142	485
DISORDERLY CONDUCT	72	234	85	0	8	28	17	0	53	444
GAMBLING & REL OFF	6	47	31	0	3	17	10	0	30	114
CRUELTY TO CHILDREN	33	592	386	0	17	454	153	0	624	1635
CRIMES WITH GUNS	227	1924	1297	0	25	123	90	0	238	3686
INVASION PRIVACY	2	102	55	0	0	1	1	0	2	161
RACKETEERING	0	14	19	0	0	6	9	0	15	48
DRUG ABUSE OFFENSES	3110	21808	9878	0	466	4959	3058	0	8483	43279
DRUG TRAFFICKING	20	304	233	0	8	72	66	0	146	703
AUTO CRIMES	14	1453	1760	0	0	121	160	0	281	3508
REVENUE & CONTRABAND	4	3	6	0	0	3	4	0	7	20
CRIMES OF OTH STATES	34	222	104	0	12	90	36	0	138	498
MISC. FELONIES	71	326	156	0	11	133	65	0	209	762
MISDEMEANORS	128	751	475	0	22	214	141	0	377	1731
Total reported	10241	60517	30331	0	2142	17696	8492	0	28330	129419
Percent Reported	100.0	100.0	100.0		100.0	100.0	99.9		100.0	100.0
NOT REPORTED	4	13	12	0	0	5	5	0	10	39
Total	10245	60530	30343	0	2142	17701	8497	0	28340	129458

Probationer Statistical Profile

Sample: Active & admin probationers, not in facilities  
Act probationers 04/21/2003

Requestor: Nancy Phillips, Statistician

Most serious offense by current age & sex

Most serious offense	Men					Women					Grand Total	%
	age 00-21 %	age 22-39 %	age 40-98 %	age UNKWN %	Men Total %	age 00-21 %	age 22-39 %	age 40-98 %	age UNKWN %	Women Total %		
Misdemeanors	-----											
abandonment	0 0	8 0	51 0	0 0	59 0	0 0	1 0	1 0	0 0	2 0	61 0	
non-support	0 0	0 0	1 0	0 0	1 0	0 0	1 0	0 0	0 0	1 0	2 0	
stalking	0 0	2 0	4 0	0 0	6 0	0 0	2 0	0 0	0 0	2 0	8 0	
assault & battery	5 0	16 0	5 0	0 0	26 0	0 0	1 0	1 0	0 0	2 0	28 0	
atmpt murder	0 0	2 0	1 0	0 0	3 0	0 0	0 0	0 0	0 0	0 0	3 0	
aggravated assault	0 0	19 0	14 0	0 0	33 0	0 0	7 0	5 0	0 0	12 0	45 0	
simple assault	1 0	19 0	15 0	0 0	35 0	0 0	1 0	0 0	0 0	1 0	36 0	
simple battery	9 0	67 0	43 0	0 0	119 0	3 0	10 0	5 0	0 0	18 0	137 0	
shooting at another	0 0	2 0	1 0	0 0	3 0	0 0	0 0	0 0	0 0	0 0	3 0	
wife beating	0 0	2 0	0 0	0 0	2 0	0 0	0 0	0 0	0 0	0 0	2 0	
concealing a death	0 0	1 0	0 0	0 0	1 0	0 0	0 0	0 0	0 0	0 0	1 0	
fleeing and eluding	0 0	0 0	1 0	0 0	1 0	0 0	0 0	0 0	0 0	0 0	1 0	
leave scene had inju	0 0	1 0	1 0	0 0	2 0	0 0	1 0	0 0	0 0	1 0	3 0	
crmnl intfer govt pr	0 0	4 0	0 0	0 0	4 0	0 0	0 0	0 0	0 0	0 0	4 0	
reckless conduct	3 0	4 0	0 0	0 0	7 0	0 0	3 0	0 0	0 0	3 0	10 0	
disorderly conduct	0 0	0 0	3 0	0 0	3 0	0 0	0 0	2 0	0 0	2 0	5 0	
larceny	0 0	1 0	1 0	0 0	2 0	0 0	1 0	0 0	0 0	1 0	3 0	
receiving stolen goo	3 0	9 0	0 0	0 0	12 0	0 0	3 0	0 0	0 0	3 0	15 0	
theft by taking	12 0	50 0	27 0	0 0	89 0	2 0	28 0	13 0	0 0	43 0	132 0	
robbery	3 0	7 0	1 0	0 0	11 0	0 0	3 0	0 0	0 0	3 0	14 0	
burglary	2 0	25 0	3 0	0 0	30 0	1 0	1 0	2 0	0 0	4 0	34 0	
alter id	0 0	1 0	0 0	0 0	1 0	0 0	0 0	0 0	0 0	0 0	1 0	
cheating & swindling	0 0	0 0	1 0	0 0	1 0	0 0	0 0	0 0	0 0	0 0	1 0	
bad checks	0 0	22 0	17 0	0 0	39 0	0 0	21 0	23 0	0 0	44 0	83 0	
fraudulent checks	0 0	3 0	0 0	0 0	3 0	1 0	4 0	0 0	0 0	5 0	8 0	
lottery	0 0	1 0	0 0	0 0	1 0	0 0	0 0	0 0	0 0	0 0	1 0	
forgery	0 0	11 0	2 0	0 0	13 0	0 0	11 0	3 0	0 0	14 0	27 0	
worthless checks	0 0	1 0	0 0	0 0	1 0	0 0	3 0	5 0	0 0	8 0	9 0	
s/d of narcotics	3 0	8 0	0 0	0 0	11 0	0 0	0 0	0 0	0 0	0 0	11 0	
public drunkenness	0 0	0 0	0 0	0 0	0 0	0 0	0 0	1 0	0 0	1 0	1 0	
s/d dep,stim,cntrf d	0 0	3 0	1 0	0 0	4 0	0 0	0 0	0 0	0 0	0 0	4 0	
abusive language	0 0	0 0	1 0	0 0	1 0	0 0	0 0	0 0	0 0	0 0	1 0	
s/d of lsd	0 0	1 0	0 0	0 0	1 0	0 0	1 0	0 0	0 0	1 0	2 0	

(continued)

Probationer Statistical Profile

Sample: Active & admin probationers, not in facilities  
Act probationers 04/21/2003

Requestor: Nancy Phillips, Statistician

Most serious offense by current age & sex (continued)

Most serious offense	Men					Women					Grand Total	%
	age 00-21	age 22-39	age 40-98	age UNKWN	Men Total	age 00-21	age 22-39	age 40-98	age UNKWN	Women Total		
s/d of marijuana	0	7	2	0	9	0	0	0	0	0	9	0
poss of narcotics	1	4	1	0	6	0	2	1	0	3	9	0
poss dep,stim,cntrf	0	1	0	0	1	0	0	0	0	0	1	0
poss of lsd	0	1	0	0	1	0	0	0	0	0	1	0
poss of marijuana	8	29	7	0	44	0	8	1	0	9	53	0
viol motor veh law	8	45	17	0	70	0	8	6	0	14	84	0
dui	11	89	92	0	192	2	14	14	0	30	222	0
obstr of law enf off	11	52	22	0	85	2	6	5	0	13	98	0
impersonating anothe	0	7	2	0	9	0	5	0	0	5	14	0
crmnal trespassing	8	12	5	0	25	3	5	1	0	9	34	0
illegal attm to obt	0	2	0	0	2	0	0	1	0	1	3	0
crmnal damage	2	8	3	0	13	1	2	0	0	3	16	0
terroristic threats	1	6	5	0	12	0	0	2	0	2	14	0
viol ga cntrl subst	8	48	18	0	74	1	10	7	0	18	92	0
sodomy	1	0	0	0	1	0	0	0	0	0	1	0
public indecency	0	8	6	0	14	0	0	0	0	0	14	0
peeping tom	0	1	1	0	2	0	0	0	0	0	2	0
molesting a minor	0	0	3	0	3	0	0	0	0	0	3	0
sexual battery	1	4	3	0	8	0	0	0	0	0	8	0
escape	1	3	0	0	4	0	0	1	0	1	5	0
cpwl & concealed wea	1	8	4	0	13	0	0	0	0	0	13	0
shoplifting	3	7	9	0	19	2	15	7	0	24	43	0
viol game & fish law	1	0	0	0	1	0	0	0	0	0	1	0
pointing gun at anot	1	3	5	0	9	0	0	0	0	0	9	0
deadly weapons in pu	1	1	0	0	2	0	0	0	0	0	2	0
crmnal attempt	1	0	0	0	1	0	0	0	0	0	1	0
other misdemeanor	5	35	20	0	60	2	5	10	0	17	77	0
riot	0	0	1	0	1	0	0	0	0	0	1	0
fighting in public p	0	2	0	0	2	0	0	0	0	0	2	0
family violence batt	0	1	0	0	1	0	0	0	0	0	1	0
cruelty to animals	0	1	0	0	1	0	0	0	0	0	1	0
lottery violation	0	0	0	0	0	0	1	0	0	1	1	0
off agnst pub hlth/m	0	3	6	0	9	0	0	0	0	0	9	0
gambling & related o	0	2	2	0	4	0	1	1	0	2	6	0
fairr fil/mntn abort	0	0	1	0	1	0	0	0	0	0	1	0

(continued)

Probationer Statistical Profile

Sample: Active & admin probationers, not in facilities  
Act probationers 04/21/2003

Requestor: Nancy Phillips, Statistician

Most serious offense by current age & sex (continued)

Most serious offense	Men					Women					Grand Total	%
	age 00-21	age 22-39	age 40-98	age UNKWN	Men Total	age 00-21	age 22-39	age 40-98	age UNKWN	Women Total		
involuntary manslaughter	0	0	1	0	1	0	0	0	0	0	1	0
interference with custody	0	0	1	0	1	0	2	1	0	3	4	0
theft by deception <	0	1	2	0	3	0	3	0	0	3	6	0
theft/lost/property<	1	4	0	0	5	0	0	0	0	0	5	0
theft by conversion	0	4	1	0	5	0	2	3	0	5	10	0
theft motor vehicle,	1	4	2	0	7	1	0	0	0	1	8	0
conversn paymnt real	0	1	0	0	1	0	0	0	0	0	1	0
entrng mot veh crim	0	6	0	0	6	0	1	1	0	2	8	0
viol forgery&fraud p	1	1	3	0	5	0	1	1	0	2	7	0
tpos/use drug rel ob	0	1	0	0	1	0	0	1	0	1	2	0
obtn/attmpt drugs il	0	0	4	0	4	0	1	4	0	5	9	0
viol dangerous drugs	0	3	0	0	3	0	0	1	0	1	4	0
mfg/dist imitate con	0	3	1	0	4	0	1	0	0	1	5	0
misc abuse govt offi	0	0	0	0	0	0	0	1	0	1	1	0
misc escape & other	0	2	0	0	2	0	0	0	0	0	2	0
misc offns relt jud	0	0	1	0	1	0	0	0	0	0	1	0
misc obstruction off	0	1	0	0	1	0	0	0	0	0	1	0
misc sexual offenses	1	2	1	0	4	0	0	0	0	0	4	0
providing sex mat mi	0	1	1	0	2	0	0	0	0	0	2	0
dng instrmntalties &	0	1	0	0	1	0	0	0	0	0	1	0
nonpay agri,naval st	0	0	1	0	1	0	0	0	0	0	1	0
viol acts rsale plnt	1	0	0	0	1	0	0	0	0	0	1	0
viol alcoh bev regs	0	0	1	0	1	0	0	0	0	0	1	0
furnish liquor to mi	3	1	2	0	6	0	0	0	0	0	6	0
poss alc bev by juve	1	1	1	0	3	0	0	0	0	0	3	0
veh homicide tit 40	0	1	1	0	2	0	0	1	0	1	3	0
viol motor veh licen	0	5	1	0	6	0	0	0	0	0	6	0
conspiracy commit mis	2	0	0	0	2	0	0	0	0	0	2	0
misc misdemeanor	2	25	17	0	44	1	17	9	0	27	71	0
misc invasion of pri	0	0	1	0	1	0	0	0	0	0	1	0
misc contraband/smug	0	0	1	0	1	0	0	0	0	0	1	0
viol othr states law	0	3	2	0	5	0	1	0	0	1	6	0

(continued)

Probationer Statistical Profile

Sample: Active & admin probationers, not in facilities  
Act probationers 04/21/2003

Requestor: Nancy Phillips, Statistician

Most serious offense by current age & sex (continued)

Most serious offense	Men					Women					Grand Total	%
	age 00-21	age 22-39	age 40-98	age UNKWN	Men Total	age 00-21	age 22-39	age 40-98	age UNKWN	Women Total		
-----												
FELONIES	-----											
MISC HOMICIDE OFFENS	1 0	6 0	5 0	0 0	12 0	1 0	2 0	1 0	0 0	4 0	16 0	
MURDER	1 0	3 0	5 0	0 0	9 0	0 0	8 0	1 0	0 0	9 0	18 0	
VOLUNTARY MANSLAUGHT	2 0	77 0	96 0	0 0	175 0	0 0	34 0	46 1	0 0	80 0	255 0	
INVOLUNTARY MANSLAUG	4 0	56 0	30 0	0 0	90 0	1 0	20 0	8 0	0 0	29 0	119 0	
FETICIDE	0 0	3 0	0 0	0 0	3 0	0 0	0 0	0 0	0 0	0 0	3 0	
VEHICULAR HOMICIDE	8 0	178 0	114 0	0 0	300 0	2 0	32 0	21 0	0 0	55 0	355 0	
HOMICIDE BY PILOT,DU	0 0	0 0	2 0	0 0	2 0	0 0	0 0	0 0	0 0	0 0	2 0	
CONCEAL DEATH OF ANO	0 0	2 0	1 0	0 0	3 0	0 0	0 0	0 0	0 0	0 0	3 0	
ATMPT MURDER	1 0	4 0	15 0	0 0	20 0	0 0	2 0	8 0	0 0	10 0	30 0	
CRMNL ABORTION	0 0	2 0	0 0	0 0	2 0	0 0	0 0	0 0	0 0	0 0	2 0	
MISC ASSAULT/BATTERY	1 0	112 0	60 0	0 0	173 0	0 0	9 0	5 0	0 0	14 0	187 0	
FAMILY VIOLENCE BATT	1 0	20 0	5 0	0 0	26 0	0 0	1 0	1 0	0 0	2 0	28 0	
AGGRAV ASSAULT	399 4	3806 6	2424 8	0 0	6629 7	122 6	918 5	442 5	0 0	1482 5	8111 6	
ATMPT AGGRAV ASSAULT	1 0	20 0	12 0	0 0	33 0	2 0	7 0	3 0	0 0	12 0	45 0	
AGGRAV BATTERY	52 1	440 1	264 1	0 0	756 1	6 0	54 0	26 0	0 0	86 0	842 1	
TERRORIST THREATS &	138 1	786 1	606 2	0 0	1530 2	27 1	102 1	45 1	0 0	174 1	1704 1	
FALSE IMPRISONMENT	19 0	227 0	97 0	0 0	343 0	1 0	12 0	4 0	0 0	17 0	360 0	
FALSE IMPRIS COLOR L	0 0	0 0	1 0	0 0	1 0	0 0	1 0	0 0	0 0	1 0	2 0	
KIDNAPPING	2 0	77 0	44 0	0 0	123 0	0 0	2 0	1 0	0 0	3 0	126 0	
INTERFERENCE WITH CU	7 0	24 0	12 0	0 0	43 0	2 0	17 0	5 0	0 0	24 0	67 0	
AGGRAV ASSAULT POLCE	7 0	116 0	90 0	0 0	213 0	2 0	15 0	13 0	0 0	30 0	243 0	
AGGRAV BATTERY PEACE	1 0	4 0	1 0	0 0	6 0	0 0	2 0	0 0	0 0	2 0	8 0	
SIMPLE BATTERY	6 0	76 0	45 0	0 0	127 0	2 0	13 0	2 0	0 0	17 0	144 0	
RECK COND	0 0	8 0	2 0	0 0	10 0	0 0	6 0	0 0	0 0	6 0	16 0	
INJURY BY VEHICLE	1 0	8 0	3 0	0 0	12 0	0 0	2 0	0 0	0 0	2 0	14 0	
STALKING	2 0	17 0	18 0	0 0	37 0	0 0	1 0	0 0	0 0	1 0	38 0	
AGGRAV STALKING	29 0	480 1	332 1	0 0	841 1	4 0	32 0	20 0	0 0	56 0	897 1	
ATMPT KIDNAP	0 0	4 0	5 0	0 0	9 0	0 0	0 0	0 0	0 0	0 0	9 0	
ARSON MISC	2 0	17 0	15 0	0 0	34 0	1 0	4 0	8 0	0 0	13 0	47 0	
ARSON 1ST DEGREE	23 0	186 0	134 0	0 0	343 0	6 0	65 0	53 1	0 0	124 0	467 0	
ARSON 2ND DEGREE	9 0	49 0	23 0	0 0	81 0	0 0	12 0	6 0	0 0	18 0	99 0	

(continued)

Probationer Statistical Profile

Sample: Active & admin probationers, not in facilities  
Act probationers 04/21/2003

Requestor: Nancy Phillips, Statistician

Most serious offense by current age & sex (continued)

Most serious offense	Men						Women						Grand Total	%
	age 00-21	age 22-39	age 40-98	age UNKWN	Men Total	Men %	age 00-21	age 22-39	age 40-98	age UNKWN	Women Total	Women %		
ARSON 3RD DEGREE	4	14	3	0	21	0	2	7	2	0	11	0	32	0
CRMNL POSS EXPLOSIVE	2	5	3	0	10	0	0	3	1	0	4	0	14	0
CRMNL POSS INCENDIAR	0	1	0	0	1	0	0	0	0	0	0	0	1	0
MISC CRIMINAL DAMAGE	5	14	4	0	23	0	1	3	0	0	4	0	27	0
CRMNL DAMAGE 1ST DEG	42	185	65	0	292	0	7	31	9	0	47	0	339	0
CRMNL DAMAGE 2ND DEG	174	451	131	0	756	1	46	134	41	0	221	1	977	1
DAMAGE, DESTROY SECR	1	18	7	0	26	0	0	4	3	0	7	0	33	0
VANDALISM TO CHURCH	3	7	0	0	10	0	0	1	1	0	2	0	12	0
ALTER ID	17	44	9	0	70	0	1	6	2	0	9	0	79	0
BURGLARY	1519	5826	1778	6	9123	9	110	577	194	2	881	3	10004	8
POSS BURGLAR TOOLS	71	118	30	0	219	0	3	18	1	0	22	0	241	0
ATMPT BURGLARY	53	85	26	0	164	0	2	3	3	0	8	0	172	0
MISC FORGERY	2	20	11	0	33	0	3	19	10	0	32	0	65	0
FORGERY 1ST DEGREE	408	3477	1695	6	5580	6	338	3318	1290	15	4946	17	10526	8
FORGERY 2ND DEGREE	39	204	50	0	293	0	9	96	30	0	135	0	428	0
BAD CHECKS	7	184	164	1	355	0	9	204	80	1	293	1	648	1
ILLEGAL USE-CREDIT C	4	14	6	0	24	0	0	17	2	0	19	0	43	0
THEFT CREDIT CARD	22	111	20	0	153	0	24	85	19	0	128	0	281	0
FORGERY CREDIT CARD	6	32	4	0	42	0	10	55	5	0	70	0	112	0
FRAUDULENT CREDIT CA	69	375	90	0	534	1	75	435	75	1	585	2	1119	1
CRMNL POSS CREDIT CA	2	7	2	0	11	0	0	3	1	0	4	0	15	0
RECV GDS, SRVS FRAUD	1	11	10	0	22	0	1	21	17	0	39	0	61	0
TELECOMMUNICATIONS F	0	12	10	0	22	0	1	8	2	0	11	0	33	0
ATMPT FORGERY	1	2	1	0	4	0	1	2	5	0	8	0	12	0
FAILR PAY NATRL PRD/	0	1	5	0	6	0	0	0	1	0	1	0	7	0
FRAUDULENT ACCESS CO	3	39	5	0	47	0	3	39	2	0	44	0	91	0
MISC FRAUD	9	160	91	0	260	0	12	147	78	1	237	1	497	0
THEFT BY TAKING	786	3783	1677	6	6246	6	259	1991	894	11	3144	11	9390	7
THEFT BY DECEPTION	14	220	210	1	444	0	10	166	79	1	255	1	699	1
THEFT BY EXTORTION	1	9	4	0	14	0	0	6	4	0	10	0	24	0
THEFT OF LOST PROPER	5	12	10	0	27	0	0	7	2	0	9	0	36	0
THEFT BY REC STOLEN	677	2168	640	2	3485	3	50	326	84	1	460	2	3945	3
THEFT OF SERVICES	5	43	30	0	78	0	0	25	11	0	36	0	114	0
THEFT BY CONVERSION	14	246	248	1	508	1	4	145	84	1	233	1	741	1
THEFT OF TRADE SECRE	1	2	2	0	5	0	1	1	0	0	2	0	7	0

(continued)



Probationer Statistical Profile

Sample: Active & admin probationers, not in facilities  
Act probationers 04/21/2003

Requestor: Nancy Phillips, Statistician

Most serious offense by current age & sex (continued)

Most serious offense	Men						Women						Grand Total	%
	age 00-21	age 22-39	age 40-98	age UNKWN	Men Total	Men %	age 00-21	age 22-39	age 40-98	age UNKWN	Women Total	Women %		
CONVSN PAYMNTS REAL	0	8	21	0	29	0	0	0	0	0	0	29	0	
ATMPT THEFT BY TAKIN	3	0	1	0	4	0	1	0	0	0	1	5	0	
THEFT OF MOTOR VEH,	175	560	167	0	902	14	59	17	0	0	90	992	1	
THEFT OF LEASED PERS	0	3	0	0	3	0	3	0	0	0	3	6	0	
THEFT BRING PROP IN	13	70	21	0	104	3	8	3	0	0	14	118	0	
THEFT RECV PROP OUT	4	16	1	0	21	1	4	1	0	0	6	27	0	
LIVESTOCK THEFT	3	7	3	0	13	1	3	0	0	0	4	17	0	
THEFT BY SHOPLIFTING	136	728	515	0	1379	252	1118	472	0	0	1842	3221	2	
ENTERING VEHICLE	448	705	115	0	1268	15	45	9	0	0	69	1337	1	
STEAL ALTER PUBLIC D	0	1	0	0	1	0	0	1	0	0	1	2	0	
ROBBERY	240	1147	302	0	1689	28	137	36	0	0	201	1890	1	
ARMED ROBBERY	25	420	179	0	624	4	29	13	0	0	46	670	1	
ROBBERY BY FORCE	0	5	0	0	5	0	0	0	0	0	0	5	0	
ROBBERY BY INTIMIDAT	0	3	0	0	3	0	0	1	0	0	1	4	0	
ROBBERY BY SUDDEN SN	1	3	0	0	4	0	0	0	0	0	0	4	0	
HIJACKING MOTOR VEHI	0	2	0	0	2	1	0	0	0	0	1	3	0	
ATMPT ROBBERY	19	71	19	0	109	2	4	1	0	0	7	116	0	
ATMPT ARMED ROBBERY	12	37	1	0	50	0	4	0	0	0	4	54	0	
MISC SEXUAL	1	36	38	0	75	0	3	1	0	0	4	79	0	
RAPE	4	122	112	0	238	0	0	0	0	0	0	238	0	
SODOMY	9	20	41	0	70	0	0	0	0	0	0	70	0	
AGGRAV SODOMY	4	43	77	0	124	0	0	1	0	0	1	125	0	
BESTIALITY	0	0	1	0	1	0	0	0	0	0	0	1	0	
SEDUCTION	0	0	2	0	2	0	0	1	0	0	1	3	0	
INCEST	10	31	122	0	163	0	5	7	0	0	12	175	0	
BIGAMY	0	6	12	0	18	0	1	1	0	0	2	20	0	
AGGRAV SEXUAL BATTER	2	25	27	0	54	0	1	0	0	0	1	55	0	
PANDERING BY COMPULS	0	2	4	0	6	0	0	0	0	0	0	6	0	
STATUTORY RAPE	284	997	94	0	1375	4	30	5	0	0	39	1414	1	
CHILD MOLESTATION	154	931	1434	0	2519	6	46	25	0	0	77	2596	2	
ENTICING CHILD-INDEC	24	117	114	0	255	1	16	5	0	0	22	277	0	
AGGRAV CHILD MOLESTA	14	106	182	0	302	0	4	3	0	0	7	309	0	
NECROPHILIA	0	1	0	0	1	0	0	1	0	0	1	2	0	
SEXL/ASSLT/AGN/PERS/	0	27	14	0	41	0	6	3	0	0	9	50	0	
SEXUAL ASLT BY THERA	0	1	0	0	1	0	0	0	0	0	0	1	0	

(continued)

Probationer Statistical Profile

Sample: Active & admin probationers, not in facilities  
Act probationers 04/21/2003

Requestor: Nancy Phillips, Statistician

Most serious offense by current age & sex (continued)

Most serious offense	Men					Women					Grand Total	%
	age 00-21	age 22-39	age 40-98	age UNKWN	Men Total	age 00-21	age 22-39	age 40-98	age UNKWN	Women Total		
SOLICIT SODOMY FROM	0	5	6	0	11	0	1	0	0	1	12	
ATMPT RAPE	2	28	16	0	46	1	0	0	0	1	47	
ATMPT SODOMY	0	0	3	0	3	0	0	0	0	0	3	
ATMPT AGGRAV SODOMY	0	0	2	0	2	0	0	0	0	0	2	
AGG ASLT W ATMPT TO	2	1	0	0	3	0	0	0	0	0	3	
MISC OBSCENITY	0	1	3	0	4	0	0	0	0	0	4	
DISTRIBUTING OBSCENE	0	1	3	0	4	0	1	0	0	2	6	
DISTR MAT DEPICT NUD	0	4	4	0	8	0	0	0	0	0	8	
PROV SEX MATER TO MI	0	0	2	0	2	0	0	0	0	0	2	
MISC PUBLIC ORDER	0	6	2	0	8	0	0	1	0	1	9	
TREASON	0	0	0	0	0	0	1	0	0	1	1	
INSURRECTION	0	1	0	0	1	0	0	0	0	0	1	
INCITING TO INSURREC	1	0	1	0	2	0	0	0	0	0	2	
FALSE SWEARNG WRITTN	5	41	13	0	59	7	26	5	0	38	97	
ABUSE OF GOVT OFFICE	1	0	1	0	2	0	0	0	0	0	2	
BRIBERY GOVT OFFICER	1	11	12	0	24	0	6	2	0	8	32	
VIOL OATH PUBLIC OFF	0	3	2	0	5	0	1	1	0	2	7	
INFLUENCE LEGISLATIV	0	0	1	0	1	0	0	0	0	0	1	
INFLUENCE GOVT OFFIC	0	2	0	0	2	0	0	0	0	0	2	
DEFRAUDING STATE	0	16	30	0	46	0	167	106	0	273	319	
FALSE CERTIFICATES	0	4	1	0	5	0	9	0	0	9	14	
INFLUENCING WITNESS	1	13	6	0	20	0	6	3	0	9	29	
OBSTR OF LAW ENF OFF	184	2	1222	2	425	1	0	0	0	1831	2	
MISC JUDICIAL PROCEE	0	0	5	0	5	1	0	0	0	1	6	
PERJURY	1	16	12	0	29	1	17	6	0	24	53	
FALSE SWEARING	2	20	6	0	28	5	20	10	0	35	63	
SUBORNATION OF PERJU	0	1	1	0	2	0	1	1	0	2	4	
IMPERSONATION	3	9	3	0	15	0	2	1	0	3	18	
IMPERSONATING OFFICE	4	44	17	0	65	0	3	0	0	3	68	
BARRATRY	0	6	1	0	7	0	1	1	0	2	9	
EMBRACERY	0	1	0	0	1	0	3	0	0	3	4	
FALSE STATEMENTS GOV	18	99	48	0	165	7	84	25	0	116	281	
UNAUTH REPRESENTN PEAC	0	0	1	0	1	0	0	0	0	0	1	
IMPRSNTNG ANTHR RBAL	0	4	0	0	4	0	2	0	0	2	6	
ESCAPE	12	121	60	0	193	2	33	7	0	42	235	

(continued)

Probationer Statistical Profile

Sample: Active & admin probationers, not in facilities  
Act probationers 04/21/2003

Requestor: Nancy Phillips, Statistician

Most serious offense by current age & sex (continued)

Most serious offense	Men						Women						Grand Total	%
	age 00-21	age 22-39	age 40-98	age UNKWN	Men Total	Men %	age 00-21	age 22-39	age 40-98	age UNKWN	Women Total	Women %		
AIDING ESCAPE	1 0	5 0	1 0	0 0	7 0		1 0	9 0	1 0	0 0	11 0		18 0	
HINDERING APPREH OR	13 0	59 0	24 0	0 0	96 0		12 1	43 0	24 0	0 0	79 0		175 0	
COMPOUNDING A CRIME	0 0	1 0	0 0	0 0	1 0		0 0	4 0	0 0	0 0	4 0		5 0	
MUTINY IN PENAL INST	0 0	1 0	0 0	0 0	1 0		0 0	0 0	0 0	0 0	0 0		1 0	
BAIL JUMPING	0 0	32 0	11 0	0 0	43 0		0 0	4 0	2 0	0 0	6 0		49 0	
ATMPT ESCAPE	0 0	0 0	2 0	0 0	2 0		0 0	0 0	0 0	0 0	0 0		2 0	
FALSE PUBLIC ALARM	16 0	14 0	1 0	0 0	31 0		2 0	3 0	1 0	0 0	6 0		37 0	
CRMNL INTERFERE GOVT	56 1	220 0	84 0	0 0	360 0		6 0	25 0	16 0	0 0	47 0		407 0	
MISC GAMBLING/RELATE	0 0	0 0	1 0	0 0	1 0		0 0	0 0	0 0	0 0	0 0		1 0	
COMMERICAL GAMBLING	0 0	6 0	17 0	0 0	23 0		1 0	2 0	8 0	0 0	11 0		34 0	
COMMUNICATING GAMBL	0 0	1 0	2 0	0 0	3 0		0 0	0 0	0 0	0 0	0 0		3 0	
BRIBERY OF CONTESTAN	0 0	3 0	1 0	0 0	4 0		0 0	1 0	0 0	0 0	1 0		5 0	
GAMBLING ACT ON BUSI	0 0	0 0	0 0	0 0	0 0		0 0	1 0	0 0	0 0	1 0		1 0	
DOGFIGHTING	4 0	31 0	5 0	0 0	40 0		0 0	2 0	1 0	0 0	3 0		43 0	
BINGO UNDR 12-22 OR	0 0	0 0	1 0	0 0	1 0		0 0	0 0	0 0	0 0	0 0		1 0	
LOTTERY VIOLATION	0 0	4 0	2 0	0 0	6 0		1 0	11 0	1 0	0 0	13 0		19 0	
BOARDING BUS W/CONCL	1 0	2 0	1 0	0 0	4 0		1 0	0 0	0 0	0 0	1 0		5 0	
REMOVAL BAGGAGE,CARG	1 0	0 0	1 0	0 0	2 0		0 0	0 0	0 0	0 0	0 0		2 0	
CRUELTY TO CHILDREN	26 0	528 1	324 1	0 0	878 1		15 1	436 2	148 2	0 0	599 2		1477 1	
SEX EXPLOITATION CHI	3 0	22 0	26 0	0 0	51 0		1 0	6 0	1 0	0 0	8 0		59 0	
ABANDONMENT OF CHILD	0 0	37 0	34 0	0 0	71 0		1 0	5 0	3 0	0 0	9 0		80 0	
UNLWFL AD ADOPT CHIL	0 0	0 0	0 0	0 0	0 0		0 0	1 0	0 0	0 0	1 0		1 0	
CNTRBTNG DELINQENCY	4 0	5 0	2 0	0 0	11 0		0 0	6 0	1 0	0 0	7 0		18 0	
MISC WEAPON/EXPLOSIV	18 0	24 0	8 0	0 0	50 0		2 0	1 0	0 0	0 0	3 0		53 0	
CARRY CONCEALED WEAP	18 0	63 0	11 0	0 0	92 0		0 0	1 0	1 0	0 0	2 0		94 0	
CARRY PISTL WITHOUT	0 0	5 0	1 0	0 0	6 0		0 0	0 0	0 0	0 0	0 0		6 0	
ALTER PISTL LICENSE	1 0	0 0	0 0	0 0	1 0		0 0	0 0	0 0	0 0	0 0		1 0	
MACHINE GUN ACTIVITI	0 0	0 0	1 0	0 0	1 0		0 0	0 0	0 0	0 0	0 0		1 0	
POSS OF FIREARM DUR	50 0	546 1	249 1	0 0	845 1		0 0	42 0	32 0	0 0	74 0		919 1	
POSS OF CERTAIN WEAP	26 0	107 0	59 0	0 0	192 0		3 0	5 0	4 0	0 0	12 0		204 0	
POSS FIREARM CONVCT	22 0	1104 2	959 3	0 0	2085 2		0 0	70 0	50 1	0 0	120 0		2205 2	
CARRY WEAPON AT SCHO	87 1	58 0	3 0	0 0	148 0		20 1	3 0	1 0	0 0	24 0		172 0	
GUARD LINE WITH WEAP	2 0	2 0	0 0	0 0	4 0		0 0	1 0	2 0	0 0	3 0		7 0	
POSS WEAPON BY PRISO	2 0	10 0	0 0	0 0	12 0		0 0	0 0	0 0	0 0	0 0		12 0	
DESTROY/INJUR POLICE	0 0	1 0	0 0	0 0	1 0		0 0	0 0	0 0	0 0	0 0		1 0	

(continued)

Probationer Statistical Profile

Sample: Active & admin probationers, not in facilities  
Act probationers 04/21/2003

Requestor: Nancy Phillips, Statistician

Most serious offense by current age & sex (continued)

Most serious offense	Men						Women						Grand Total	%
	age 00-21	age 22-39	age 40-98	age UNKWN	Men Total	Men %	age 00-21	age 22-39	age 40-98	age UNKWN	Women Total	Women %		
MISUSE FIREARM HUNTI	0	1	3	0	4	0	0	0	0	0	0	4	0	
CRUELTY TO ANIMALS	1	2	1	0	4	0	0	0	0	0	0	4	0	
AGGRAV CRUELTY TO AN	0	1	2	0	3	0	0	0	0	0	0	3	0	
MISC INVASION OF PRI	0	3	1	0	4	0	0	0	1	0	0	5	0	
EAVESDROP & SURVEILL	0	10	7	0	17	0	0	0	0	0	0	17	0	
PEEPING TOM	2	87	47	0	136	0	0	1	0	0	0	137	0	
P/S/D OF EAVESDROP D	0	2	0	0	2	0	0	0	0	0	0	2	0	
RACKETEERING	0	14	19	0	33	0	0	6	0	9	0	48	0	
S/D NARCOTICS, OPIAT	36	336	182	0	554	1	5	55	0	50	0	664	1	
S/D DEP,STIM,CNTRF D	30	266	121	0	417	0	7	47	0	39	0	510	0	
S/D OF LSD	5	32	2	0	39	0	0	1	0	1	0	41	0	
S/D OF MARIJUANA	326	1752	450	0	2528	3	26	234	1	126	0	2914	2	
S/D OF ALCOHOLIC IN	0	0	1	0	1	0	0	0	0	0	0	1	0	
POSS NARCOTICS, OPIA	66	552	300	0	918	1	15	142	1	101	0	1176	1	
POSS DEP,STIM,CNTRF	85	654	354	0	1093	1	24	287	2	118	0	1522	1	
POSS OF LSD	14	73	3	0	90	0	1	8	0	3	0	102	0	
POSS OF MARIJUANA	299	1507	448	0	2254	2	35	240	1	121	0	2650	2	
ILLEGAL POSS/MANF LI	1	6	4	0	11	0	0	1	0	0	0	12	0	
ILLEGAL ATTM TO OBT	3	76	67	0	146	0	2	121	1	93	0	362	0	
VIOL GA CNTRL SBST A	1286	9483	4389	0	15158	15	245	2436	14	1441	0	19280	15	
VIOL DNGROUS DRGS AC	9	72	25	0	106	0	2	27	0	15	0	150	0	
UNLWFL MFG/DEL/DIST	8	59	42	0	109	0	0	10	0	4	0	123	0	
FURNISH LIQUOR TO MI	0	1	0	0	1	0	0	0	0	0	0	1	0	
POSS DRUG RELATED MA	7	22	14	0	43	0	1	13	0	5	0	62	0	
S/D CONT SUB PUBLIC	15	65	19	0	99	0	4	14	0	7	0	124	0	
S/D CONT SUB SCHOOL	14	52	6	0	72	0	1	12	0	0	0	85	0	
S/D COCAINE	292	2333	848	0	3473	3	27	296	2	220	0	4016	3	
POSS OF COCAINE	601	4296	2427	0	7324	7	64	913	5	629	0	8930	7	
ATMPT VIOL SUBSTANCE	13	171	176	0	360	0	7	102	1	85	0	554	0	
MISC DRUGS TRAFFICKI	2	50	26	0	78	0	1	14	0	2	0	95	0	
TRAF COCAINE LESS 20	4	126	90	0	220	0	1	20	0	26	0	267	0	
TRAF COCAINE 201-400	4	19	21	0	44	0	0	4	0	4	0	52	0	
TRAF COCAINE 401+ GM	0	10	12	0	22	0	0	1	0	3	0	26	0	
TRAF NARCOTIC LESS 1	0	3	1	0	4	0	1	0	0	0	0	5	0	
TRAF NARCOTIC 15-28	0	3	0	0	3	0	0	1	0	1	0	5	0	

(continued)

Probationer Statistical Profile

Sample: Active & admin probationers, not in facilities  
Act probationers 04/21/2003

Requestor: Nancy Phillips, Statistician

Most serious offense by current age & sex (continued)

Most serious offense	Men						Women						Grand Total	%
	age 00-21	age 22-39	age 40-98	age UNKWN	Men Total	Men %	age 00-21	age 22-39	age 40-98	age UNKWN	Women Total	Women %		
TRAF NARCOTIC 29+ GM	0	2	0	0	2	0	0	1	0	0	1	3		
TRAF MARIJNA 101-200	1	17	19	0	37	1	4	3	0	8	45			
TRAF MARIJNA 2001-10	0	5	0	0	5	0	1	0	0	1	6			
TRAF MARIJNA 10001+	0	3	2	0	5	0	0	0	0	0	5			
TRAF METHAQUALONE< 4	0	4	6	0	10	1	1	2	0	4	14			
TRAF METHAQUALONE>=4	0	2	2	0	4	0	1	0	0	1	5			
TRAF AMPHTMINE 28-19	0	10	5	0	15	0	2	2	0	4	19			
TRAF AMPHTMINE 200-3	0	1	4	0	5	0	0	2	0	2	7			
TRAF AMPHTMINE 400+	0	1	0	0	1	0	1	0	0	1	2			
CNSPIRE TRAFFIC CNTR	0	3	1	0	4	0	2	1	0	3	7			
TRANSACTIONS DRUG OB	0	0	1	0	1	0	0	0	0	0	1			
TRANSACTIONS CNTRFT	2	2	0	0	4	0	0	1	0	1	5			
USE COMM FACLT Y VIO	1	5	14	0	20	2	2	4	0	8	28			
ATT/CONSPRCY COMMT C	4	22	12	0	38	1	13	12	0	26	64			
UNAUTH DIST CONTRLLD	0	6	9	0	15	0	2	1	0	3	18			
ILLGL DIST CONTRLLD	2	10	8	0	20	0	3	1	0	4	24			
VIOL MOTOR VEHICLE L	10	138	125	0	273	0	27	22	0	49	322			
ALTER CAR TITLE	0	2	4	0	6	0	0	0	0	0	6			
DRVNG HABTL VIOLATOR	3	921	1210	4	2134	0	68	91	1	159	2293			
HABIT TRAF VOIL/IMPA	0	153	179	1	332	0	14	26	0	40	372			
HABIT TRAF VIOL/OTHE	1	239	242	1	482	0	12	21	0	33	515			
DSTL ALCOHOL BEVERAG	0	0	2	0	2	0	0	0	0	0	2			
POSS CONTRABAND ARTI	3	0	4	0	7	0	1	1	0	2	9			
TRNSPRT CONTRABAND A	1	1	0	0	2	0	2	3	0	5	7			
CONCEAL CONTRABAND	0	2	0	0	2	0	0	0	0	0	2			
MISC MRALS/PBLIC H/S	2	5	7	0	14	0	0	1	0	1	15			
VIOL GAME AND FISH L	0	1	1	0	2	0	0	0	0	0	2			
MISC CORRECTIONL INS	2	7	4	0	13	0	5	4	0	9	22			
VIOLATN OTHR STATES	34	222	104	0	360	12	90	36	0	138	498			
CONSPIRACY	10	50	19	0	79	2	31	11	0	44	123			
INTERMARRIAGE CLOSE	0	0	0	0	0	0	1	0	0	1	1			
CRMNL ATMP T	50	213	106	0	369	7	83	42	0	132	501			
UNAUTH DIST RECRD DE	2	5	5	0	12	0	0	0	0	0	12			
CRMNL SOLICITATION	0	12	12	0	24	1	4	2	0	7	31			
PARTY TO A CRIME	2	13	3	0	18	0	10	6	0	16	34			

(continued)

Probationer Statistical Profile

Sample: Active & admin probationers, not in facilities  
Act probationers 04/21/2003

Requestor: Nancy Phillips, Statistician

Most serious offense by current age & sex (continued)

Most serious offense	Men					Women					Grand Total	%
	age 00-21	age 22-39	age 40-98	age UNKWN	Men Total	age 00-21	age 22-39	age 40-98	age UNKWN	Women Total		
CRMNL TRESPASSING	1 0	7 0	3 0	0 0	11 0	0 0	0 0	2 0	0 0	2 0	13 0	
GANG PARTICIPATION	2 0	2 0	0 0	0 0	4 0	0 0	0 0	0 0	0 0	0 0	4 0	
Total reported	10241	60506	30335	0	101082	2141	17697	8495	0	28333	129415	
Percent Reported	100.0	100.0	100.0		100.0	100.0	100.0	100.0		100.0	100.0	
NOT REPORTED	4	24	8	0	36	1	4	2	0	7	43	
Total	10245	60530	30343	0	101118	2142	17701	8497	0	28340	129458	

Probationer Statistical Profile

Sample: Active & admin probationers, not in facilities  
Act probationers 04/21/2003

Requestor: Nancy Phillips, Statistician

Most serious crime type by current age & sex

Crime type	Men					Women					Grand Total %
	age 00-21 %	age 22-39 %	age 40-98 %	age UNKWN %	Men Total %	age 00-21 %	age 22-39 %	age 40-98 %	age UNKWN %	Women Total %	
VIOL/PERSN	1018 10	8893 15	5196 17	0 0	15107 15	223 10	1908 11	858 10	0 0	2989 11	18096 14
NVIOL/PERS	164 2	703 1	364 1	0 0	1231 1	25 1	79 0	47 1	0 0	151 1	1382 1
PROPERTY	4826 47	20515 34	8229 27	0 0	33570 33	1288 60	9526 54	3792 45	0 0	14606 52	48176 37
DRUG SALES	749 7	5221 9	1907 6	0 0	7877 8	78 4	743 4	513 6	0 0	1334 5	9211 7
DRUG POSSN	2400 23	16995 28	8233 27	0 0	27628 27	397 19	4310 24	2627 31	0 0	7334 26	34962 27
ALCOHOL	5 0	9 0	11 0	0 0	25 0	0 0	1 0	1 0	0 0	2 0	27 0
HABIT/DUI	25 0	1540 3	1848 6	0 0	3413 3	2 0	135 1	174 2	0 0	311 1	3724 3
SEX OFFEND	516 5	2521 4	2322 8	0 0	5359 5	13 1	118 1	53 1	0 0	184 1	5543 4
OTHER	542 5	4133 7	2233 7	0 0	6908 7	116 5	881 5	432 5	0 0	1429 5	8337 6
Total reported	10245	60530	30343	0	101118	2142	17701	8497	0	28340	129458
Percent Reported	100.0	100.0	100.0		100.0	100.0	100.0	100.0		100.0	100.0
NOT REPORTED	0	0	0	0	0	0	0	0	0	0	0
Total	10245	60530	30343	0	101118	2142	17701	8497	0	28340	129458