
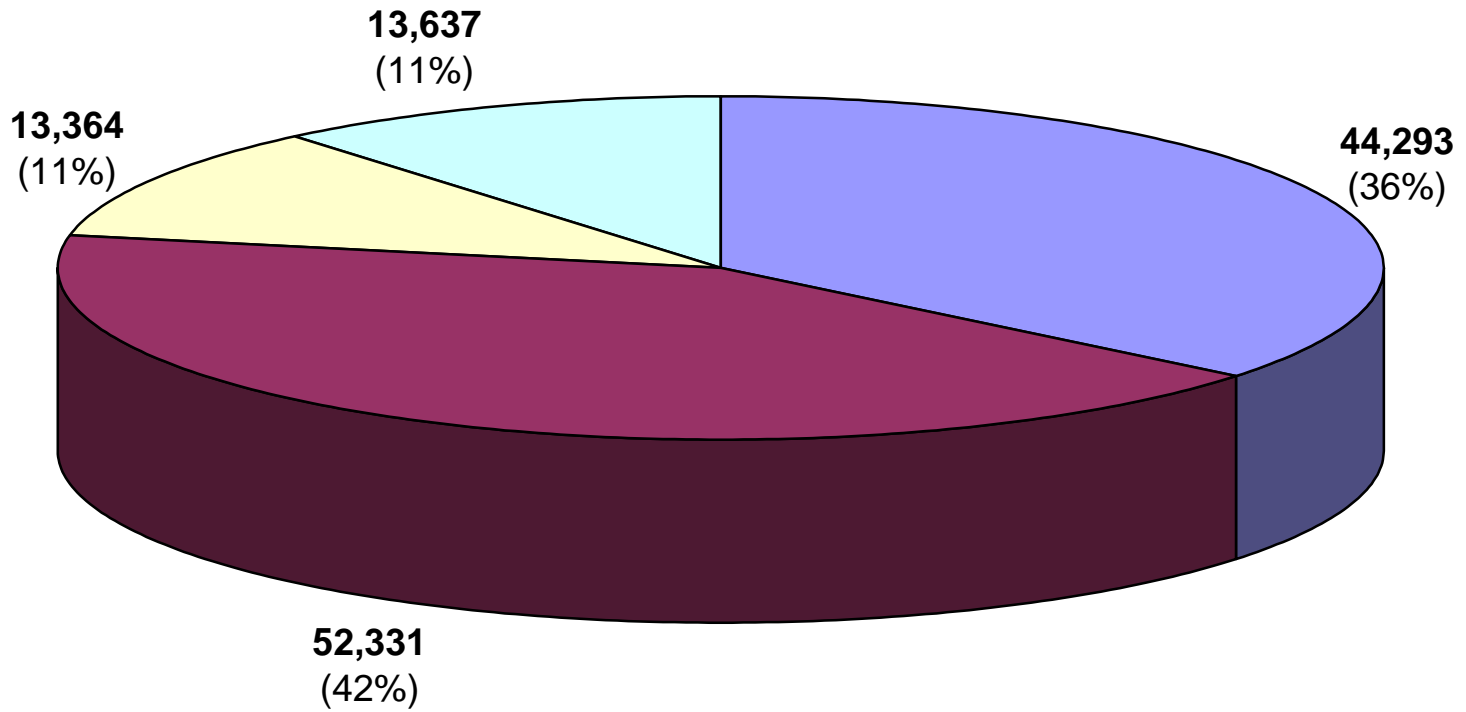
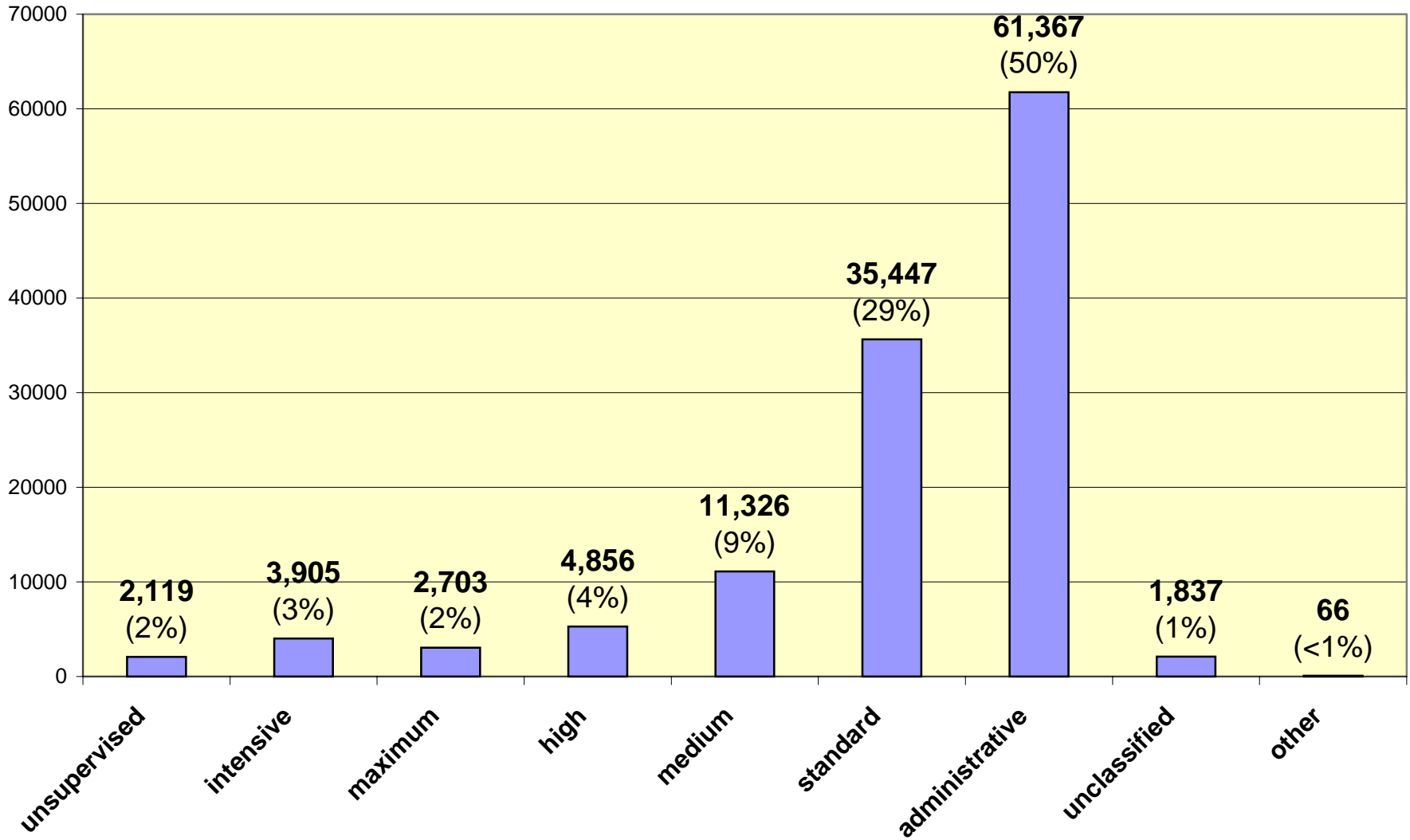


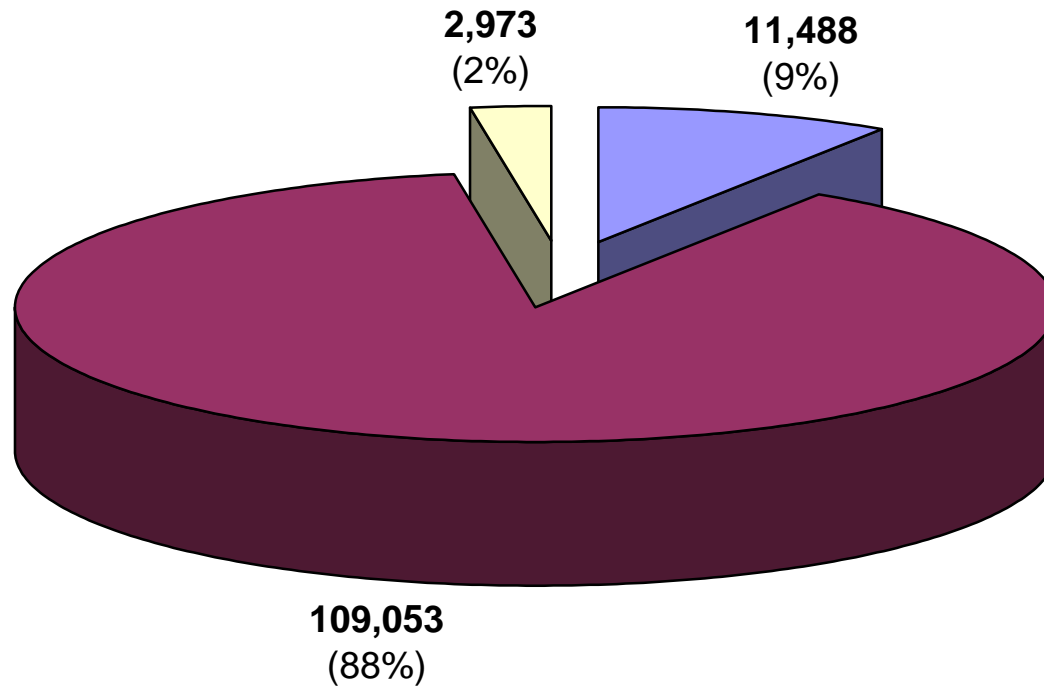
### Active Probationers by Race & Gender



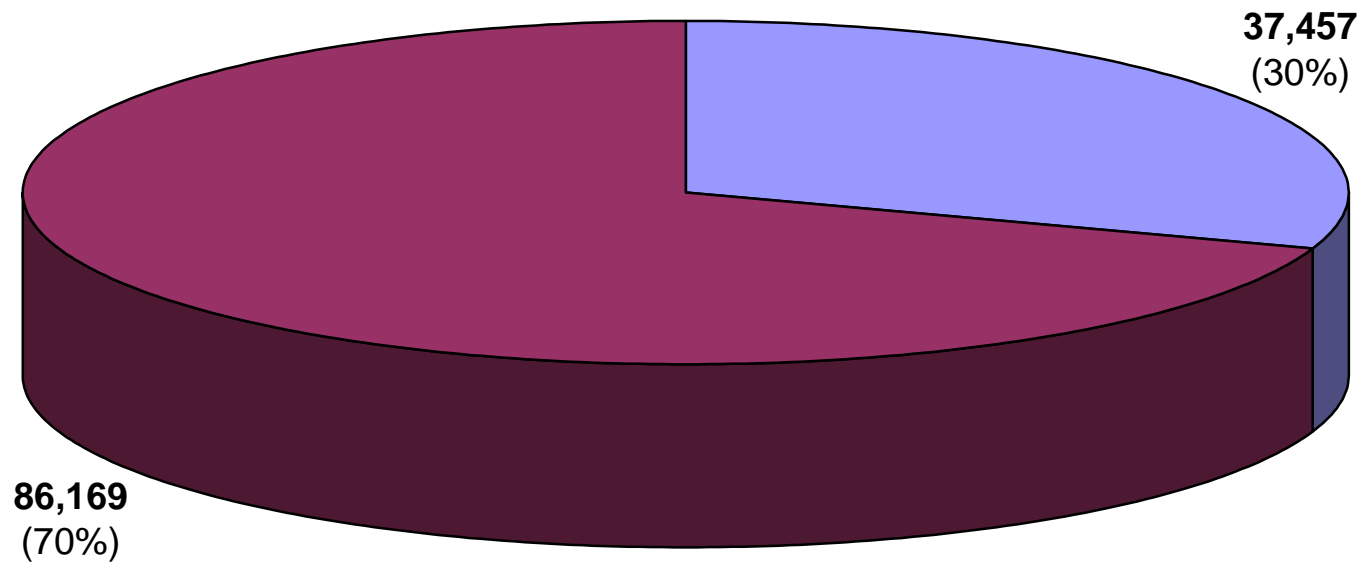
### Active Probationers by Supervision Type



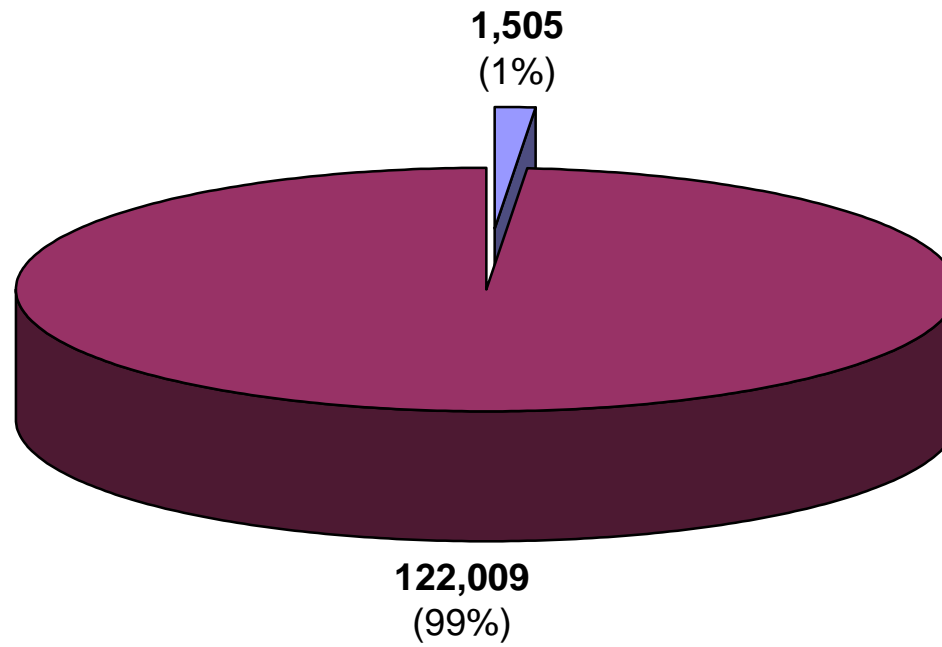
### Active Probationers by Case Type



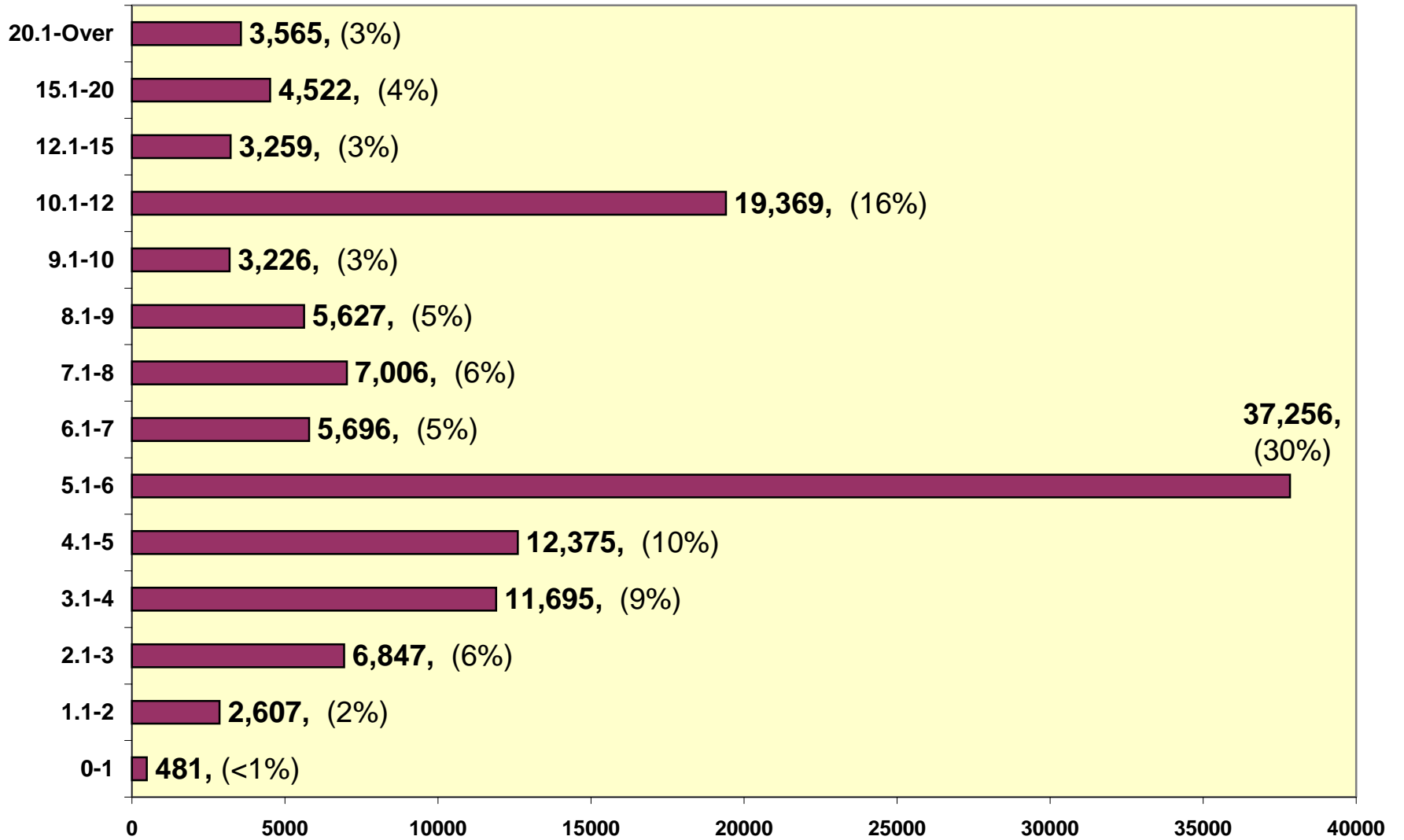
### Active Probationers By Offender Status



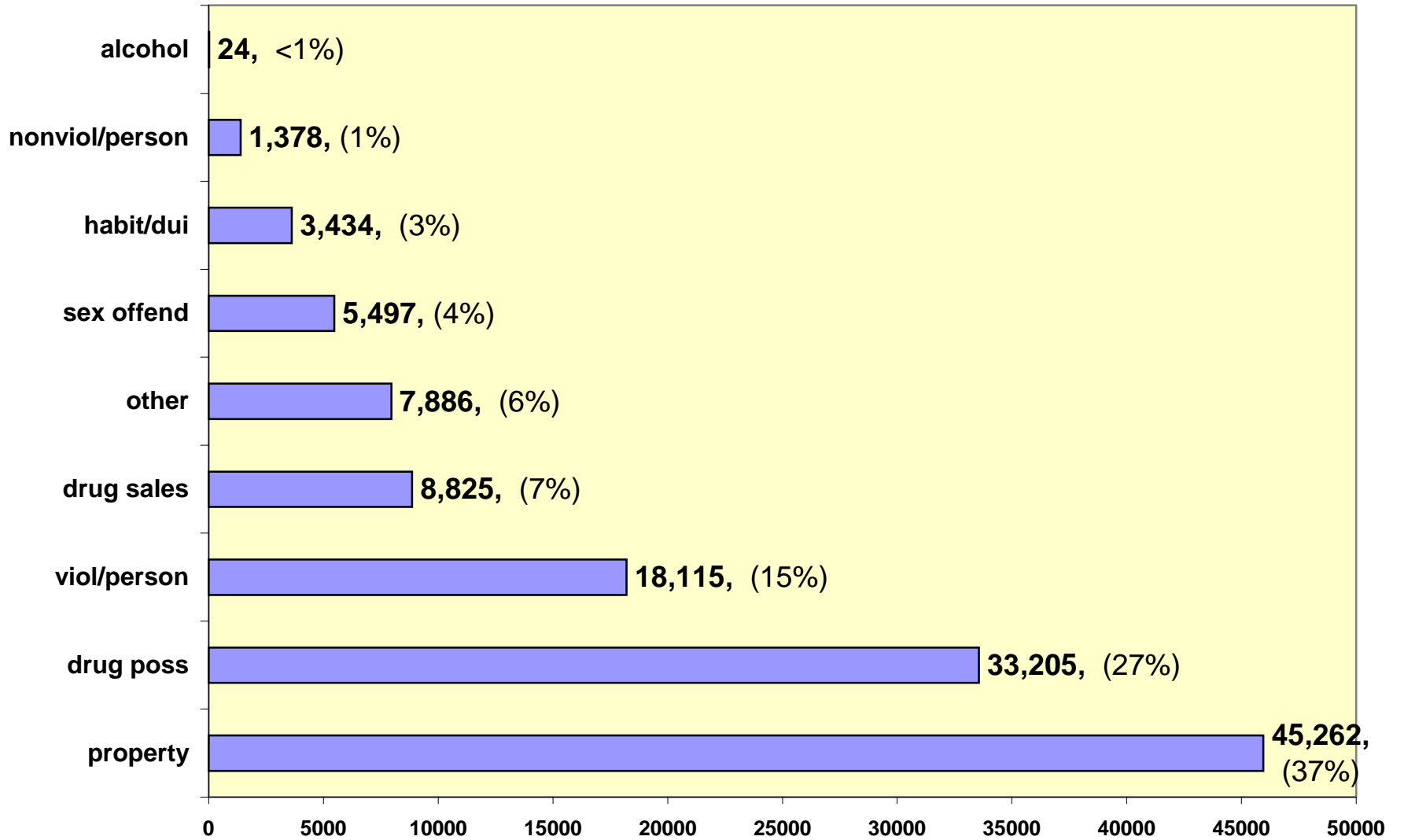
### Active Probationers by Sentence Type



### Active Probationers by Sentence Length



### Active Probationers by Crime Type



Probationer Statistical Profile

Table of contents for Active & admin probationers, not in facilities

Title	Page
-----	-----
Race and sex	2
Current supervision type	3
County of conviction	4
Circuit of conviction	9
Circuit of supervision	11
Sentence length in years	13
Time served in years	14
Time left to serve	15
Case type	16
Release type	17
First offender status	18
Type probationer	19
Most serious crime by group	20
Most serious offense	21
Most serious crime type	32



Probationer Statistical Profile

Sample: Active & admin probationers, not in facilities  
Act probationers 03/17/2003

Requestor: Nancy Phillips, Statistician

Race and sex by current age & sex

Race and sex	Men					Women					Grand Total %
	age 00-21 %	age 22-39 %	age 40-98 %	age UNKWN %	Men Total %	age 00-21 %	age 22-39 %	age 40-98 %	age UNKWN %	Women Total %	
WHITE MALE	4428 44	25396 44	14469 50	0 0	44293 46	0 0	0 0	0 0	0 0	0 0	44293 36
NON WHITE MALE	5577 56	32140 56	14614 50	0 0	52331 54	0 0	0 0	0 0	0 0	0 0	52331 42
WHITE FEMALE	0 0	0 0	0 0	0 0	0 0	942 45	8023 48	4399 54	0 0	13364 49	13364 11
NON WHITE FEMALE	0 0	0 0	0 0	0 0	0 0	1140 55	8763 52	3734 46	0 0	13637 51	13637 11
Total reported	10005	57536	29083	0	96624	2082	16786	8133	0	27001	123625
Percent Reported	100.0	100.0	100.0		100.0	100.0	100.0	100.0		100.0	100.0
NOT REPORTED	0	0	1	0	1	0	0	0	0	0	1
Total	10005	57536	29084	0	96625	2082	16786	8133	0	27001	123626
AVERAGE W-AGE	19.88	29.63	47.76	.00	34.08	20.00	30.35	46.31	.00	34.36	34.14

\*\*\* Average age excludes missing dates of birth

Probationer Statistical Profile

Sample: Active & admin probationers, not in facilities  
Act probationers 03/17/2003

Requestor: Nancy Phillips, Statistician

Current supervision type by current age & sex

Curr supv type	M e n							W o m e n							Grand Total %
	age 00-21 %	age 22-39 %	age 40-98 %	age UNKWN %	Men Total %	age 00-21 %	age 22-39 %	age 40-98 %	age UNKWN %	Women Total %					
UNSUPERVISED	61 1	1060 2	576 2	0 0	1697 2	13 1	270 2	139 2	0 0	422 2	2119 2				
WARRANT	0 0	3 0	0 0	0 0	3 0	0 0	0 0	0 0	0 0	0 0	3 0				
BC AFTERCARE	0 0	0 0	0 0	0 0	0 0	0 0	0 0	0 0	0 0	0 0	0 0				
HOME CONFINEMENT	0 0	1 0	0 0	0 0	1 0	0 0	0 0	0 0	0 0	0 0	1 0				
INTENSIVE	700 7	1818 3	667 2	0 0	3185 3	82 4	459 3	179 2	0 0	720 3	3905 3				
MAXIMUM	203 2	1431 2	763 3	0 0	2397 2	17 1	190 1	99 1	0 0	306 1	2703 2				
HIGH	475 5	2393 4	1217 4	0 0	4085 4	65 3	456 3	250 3	0 0	771 3	4856 4				
MEDIUM	1277 13	5321 9	2502 9	0 0	9100 9	213 10	1436 9	577 7	0 0	2226 8	11326 9				
STANDARD	4650 46	14583 25	6935 24	0 0	26168 27	1254 60	5757 34	2268 28	0 0	9279 34	35447 29				
ADMINISTRATIVE	2458 25	29961 52	15952 55	0 0	48371 50	420 20	8045 48	4531 56	0 0	12996 48	61367 50				
FINANCIAL	0 0	8 0	50 0	0 0	58 0	0 0	2 0	2 0	0 0	4 0	62 0				
OBSOLETE CODES	0 0	0 0	0 0	0 0	0 0	0 0	0 0	0 0	0 0	0 0	0 0				
UNCLASSIFIED	181 2	957 2	422 1	0 0	1560 2	18 1	171 1	88 1	0 0	277 1	1837 1				
Total reported	10005	57536	29084	0	96625	2082	16786	8133	0	27001	123626				
Percent Reported	100.0	100.0	100.0		100.0	100.0	100.0	100.0		100.0	100.0				
NOT REPORTED	0	0	0	0	0	0	0	0	0	0	0				
Total	10005	57536	29084	0	96625	2082	16786	8133	0	27001	123626				

Probationer Statistical Profile

Sample: Active & admin probationers, not in facilities  
Act probationers 03/17/2003

Requestor: Nancy Phillips, Statistician

County of conviction by current age & sex

County	Men					Women					Grand Total	%											
	age 00-21	age 22-39	age 40-98	age UNKWN	Men Total	age 00-21	age 22-39	age 40-98	age UNKWN	Women Total													
Appling	19	0	141	0	55	0	0	0	0	215	0	3	0	29	0	7	0	0	0	39	0	254	0
Atkinson	13	0	72	0	42	0	0	0	0	127	0	3	0	21	0	9	0	0	0	33	0	160	0
Bacon	11	0	54	0	26	0	0	0	0	91	0	1	0	10	0	6	0	0	0	17	0	108	0
Baker	1	0	39	0	18	0	0	0	0	58	0	0	0	3	0	1	0	0	0	4	0	62	0
Baldwin	110	1	591	1	256	1	0	0	0	957	1	14	1	139	1	82	1	0	0	235	1	1192	1
Banks	14	0	113	0	87	0	0	0	0	214	0	5	0	39	0	19	0	0	0	63	0	277	0
Barrow	39	0	253	0	180	1	0	0	0	472	0	15	1	100	1	48	1	0	0	163	1	635	1
Bartow	99	1	886	2	481	2	0	0	0	1466	2	28	1	287	2	117	1	0	0	432	2	1898	2
Ben Hill	21	0	179	0	91	0	0	0	0	291	0	10	0	51	0	20	0	0	0	81	0	372	0
Berrien	32	0	139	0	81	0	0	0	0	252	0	11	1	34	0	19	0	0	0	64	0	316	0
Bibb	241	2	1525	3	781	3	0	0	0	2547	3	43	2	488	3	241	3	0	0	772	3	3319	3
Bleckley	29	0	122	0	45	0	0	0	0	196	0	8	0	38	0	14	0	0	0	60	0	256	0
Brantley	7	0	64	0	46	0	0	0	0	117	0	0	0	17	0	5	0	0	0	22	0	139	0
Brooks	21	0	144	0	54	0	0	0	0	219	0	2	0	22	0	14	0	0	0	38	0	257	0
Bryan	23	0	85	0	40	0	0	0	0	148	0	5	0	15	0	12	0	0	0	32	0	180	0
Bulloch	122	1	501	1	154	1	0	0	0	777	1	18	1	131	1	40	0	0	0	189	1	966	1
Burke	24	0	111	0	56	0	0	0	0	191	0	4	0	27	0	14	0	0	0	45	0	236	0
Butts	23	0	197	0	93	0	0	0	0	313	0	2	0	50	0	25	0	0	0	77	0	390	0
Calhoun	9	0	73	0	33	0	0	0	0	115	0	1	0	18	0	9	0	0	0	28	0	143	0
Camden	37	0	201	0	83	0	0	0	0	321	0	7	0	50	0	25	0	0	0	82	0	403	0
Candler	19	0	64	0	39	0	0	0	0	122	0	2	0	33	0	15	0	0	0	50	0	172	0
Carroll	99	1	503	1	226	1	0	0	0	828	1	25	1	154	1	73	1	0	0	252	1	1080	1
Catoosa	44	0	332	1	135	0	0	0	0	511	1	17	1	111	1	58	1	0	0	186	1	697	1
Charlton	10	0	47	0	30	0	0	0	0	87	0	2	0	12	0	7	0	0	0	21	0	108	0
Chatham	374	4	1695	3	810	3	0	0	0	2879	3	85	4	622	4	312	4	0	0	1019	4	3898	3
Chattahoochee	4	0	22	0	11	0	0	0	0	37	0	1	0	7	0	2	0	0	0	10	0	47	0
Chattooga	36	0	235	0	115	0	0	0	0	386	0	11	1	70	0	36	0	0	0	117	0	503	0
Cherokee	176	2	823	1	421	1	0	0	0	1420	1	33	2	230	1	134	2	0	0	397	1	1817	1
Clarke	135	1	634	1	241	1	0	0	0	1010	1	21	1	152	1	55	1	0	0	228	1	1238	1
Clay	9	0	38	0	18	0	0	0	0	65	0	0	0	7	0	5	0	0	0	12	0	77	0
Clayton	269	3	823	1	366	1	0	0	0	1458	2	90	4	391	2	129	2	0	0	610	2	2068	2
Clinch	17	0	86	0	55	0	0	0	0	158	0	4	0	24	0	8	0	0	0	36	0	194	0
Cobb	729	7	4549	8	2215	8	0	0	0	7493	8	149	7	1314	8	690	8	0	0	2153	8	9646	8
Coffee	44	0	260	0	138	0	0	0	0	442	0	1	0	71	0	42	1	0	0	114	0	556	0

(continued)

Probationer Statistical Profile

Sample: Active & admin probationers, not in facilities  
Act probationers 03/17/2003

Requestor: Nancy Phillips, Statistician

County of conviction by current age & sex (continued)

County	Men							Women							Grand Total	%						
	age	%	age	%	age	%	UNKWN	Men Total	age	%	age	%	age	%			UNKWN	Women Total				
Colquit	94	1	420	1	218	1	0	0	732	1	7	0	89	1	40	0	0	0	136	1	868	1
Columbia	76	1	317	1	119	0	0	0	512	1	14	1	83	0	58	1	0	0	155	1	667	1
Cook	31	0	238	0	137	0	0	0	406	0	1	0	60	0	28	0	0	0	89	0	495	0
Coweta	104	1	417	1	193	1	0	0	714	1	15	1	162	1	67	1	0	0	244	1	958	1
Crawford	10	0	56	0	25	0	0	0	91	0	2	0	8	0	10	0	0	0	20	0	111	0
Crisp	62	1	262	0	140	0	0	0	464	0	15	1	95	1	33	0	0	0	143	1	607	0
Dade	32	0	159	0	73	0	0	0	264	0	6	0	62	0	18	0	0	0	86	0	350	0
Dawson	16	0	122	0	66	0	0	0	204	0	3	0	46	0	28	0	0	0	77	0	281	0
Decatur	30	0	340	1	195	1	0	0	565	1	12	1	92	1	42	1	0	0	146	1	711	1
DeKalb	527	5	2705	5	1284	4	0	0	4516	5	130	6	822	5	332	4	0	0	1284	5	5800	5
Dodge	26	0	151	0	76	0	0	0	253	0	9	0	49	0	26	0	0	0	84	0	337	0
Dooly	19	0	123	0	64	0	0	0	206	0	3	0	33	0	16	0	0	0	52	0	258	0
Dougherty	296	3	2032	4	1088	4	0	0	3416	4	64	3	616	4	280	3	0	0	960	4	4376	4
Douglas	171	2	1399	2	828	3	0	0	2398	2	55	3	475	3	257	3	0	0	787	3	3185	3
Early	40	0	137	0	67	0	0	0	244	0	4	0	39	0	21	0	0	0	64	0	308	0
Echols	1	0	18	0	12	0	0	0	31	0	1	0	0	0	2	0	0	0	3	0	34	0
Effingham	42	0	199	0	98	0	0	0	339	0	12	1	60	0	34	0	0	0	106	0	445	0
Elbert	17	0	201	0	135	0	0	0	353	0	2	0	58	0	31	0	0	0	91	0	444	0
Emanuel	21	0	140	0	52	0	0	0	213	0	3	0	40	0	15	0	0	0	58	0	271	0
Evans	9	0	49	0	20	0	0	0	78	0	4	0	10	0	4	0	0	0	18	0	96	0
Fannin	24	0	165	0	124	0	0	0	313	0	5	0	69	0	21	0	0	0	95	0	408	0
Fayette	79	1	359	1	171	1	0	0	609	1	16	1	142	1	68	1	0	0	226	1	835	1
Floyd	121	1	861	1	529	2	0	0	1511	2	33	2	344	2	187	2	0	0	564	2	2075	2
Forsyth	61	1	365	1	206	1	0	0	632	1	7	0	127	1	55	1	0	0	189	1	821	1
Franklin	25	0	188	0	104	0	0	0	317	0	3	0	39	0	22	0	0	0	64	0	381	0
Fulton	633	6	4230	7	2099	7	0	0	6962	7	76	4	799	5	461	6	0	0	1336	5	8298	7
Gilmer	34	0	243	0	140	0	0	0	417	0	5	0	73	0	45	1	0	0	123	0	540	0
Glascok	3	0	6	0	6	0	0	0	15	0	0	0	0	0	0	0	0	0	0	0	15	0
Glynn	106	1	600	1	284	1	0	0	990	1	23	1	169	1	80	1	0	0	272	1	1262	1
Gordon	70	1	481	1	285	1	0	0	836	1	17	1	183	1	98	1	0	0	298	1	1134	1
Grady	33	0	219	0	113	0	0	0	365	0	5	0	42	0	26	0	0	0	73	0	438	0
Greene	39	0	201	0	80	0	0	0	320	0	5	0	41	0	16	0	0	0	62	0	382	0
Gwinnett	515	5	2801	5	1213	4	0	0	4529	5	118	6	818	5	388	5	0	0	1324	5	5853	5
Habersham	33	0	146	0	88	0	0	0	267	0	6	0	38	0	26	0	0	0	70	0	337	0
Hall	121	1	676	1	427	1	0	0	1224	1	31	1	258	2	133	2	0	0	422	2	1646	1

(continued)

Probationer Statistical Profile

Sample: Active & admin probationers, not in facilities  
Act probationers 03/17/2003

Requestor: Nancy Phillips, Statistician

County of conviction by current age & sex (continued)

County	Men					Women					Grand Total	%
	age 00-21	age 22-39	age 40-98	age UNKWN	Men Total	age 00-21	age 22-39	age 40-98	age UNKWN	Women Total		
Hancock	16	73	34	0	123	2	8	7	0	17	140	
Haralson	14	146	138	0	298	4	36	23	0	63	361	
Harris	29	111	64	0	204	4	21	13	0	38	242	
Hart	12	141	64	0	217	2	28	21	0	51	268	
Heard	6	48	36	0	90	2	8	6	0	16	106	
Henry	171	830	303	0	1304	45	241	96	0	382	1686	
Houston	141	730	389	0	1260	37	258	95	0	390	1650	
Irwin	13	82	58	0	153	2	11	8	0	21	174	
Jackson	54	284	159	0	497	7	93	46	0	146	643	
Jasper	18	70	47	0	135	2	14	10	0	26	161	
Jeff Davis	8	108	54	0	170	3	28	11	0	42	212	
Jefferson	33	123	55	0	211	2	17	7	0	26	237	
Jenkins	13	94	40	0	147	4	18	7	0	29	176	
Johnson	8	103	31	0	142	0	15	11	0	26	168	
Jones	46	214	115	0	375	7	37	25	0	69	444	
Lamar	21	179	69	0	269	8	39	13	0	60	329	
Lanier	11	93	50	0	154	3	14	7	0	24	178	
Laurens	63	399	220	0	682	6	81	31	0	118	800	
Lee	34	219	113	0	366	9	30	17	0	56	422	
Liberty	31	138	48	0	217	4	32	18	0	54	271	
Lincoln	12	52	30	0	94	2	7	8	0	17	111	
Long	16	38	14	0	68	1	3	4	0	8	76	
Lowndes	221	1100	443	0	1764	52	312	126	0	490	2254	
Lumpkin	14	167	90	0	271	4	50	26	0	80	351	
Macon	8	144	128	0	280	4	19	18	0	41	321	
Madison	37	140	86	0	263	2	38	25	0	65	328	
Marion	9	53	23	0	85	2	9	7	0	18	103	
McDuffie	25	186	76	0	287	1	42	20	0	63	350	
McIntosh	9	56	50	0	115	7	25	9	0	41	156	
Meriwether	32	151	100	0	283	4	31	20	0	55	338	
Miller	17	69	34	0	120	1	14	6	0	21	141	
Mitchell	40	328	142	0	510	6	68	34	0	108	618	
Monroe	19	205	96	0	320	3	56	24	0	83	403	
Montgomery	18	67	28	0	113	0	10	10	0	20	133	
Morgan	15	129	83	0	227	3	13	15	0	31	258	

(continued)

Probationer Statistical Profile

Sample: Active & admin probationers, not in facilities  
Act probationers 03/17/2003

Requestor: Nancy Phillips, Statistician

County of conviction by current age & sex (continued)

County	M e n							W o m e n							Grand Total %
	age 00-21 %	age 22-39 %	age 40-98 %	age UNKWN %	Men Total %	age 00-21 %	age 22-39 %	age 40-98 %	age UNKWN %	Women Total %					
Murray	32 0	141 0	74 0	0 0	247 0	3 0	50 0	18 0	0 0	71 0	318 0				
Muscogee	272 3	1218 2	693 2	0 0	2183 2	76 4	513 3	232 3	0 0	821 3	3004 2				
Newton	73 1	747 1	439 2	0 0	1259 1	17 1	186 1	112 1	0 0	315 1	1574 1				
Oconee	14 0	68 0	34 0	0 0	116 0	4 0	19 0	8 0	0 0	31 0	147 0				
Oglethorpe	9 0	81 0	43 0	0 0	133 0	2 0	6 0	10 0	0 0	18 0	151 0				
Paulding	66 1	337 1	193 1	0 0	596 1	9 0	64 0	45 1	0 0	118 0	714 1				
Peach	35 0	173 0	70 0	0 0	278 0	0 0	34 0	13 0	0 0	47 0	325 0				
Pickens	27 0	139 0	99 0	0 0	265 0	4 0	59 0	29 0	0 0	92 0	357 0				
Pierce	7 0	50 0	24 0	0 0	81 0	1 0	16 0	7 0	0 0	24 0	105 0				
Pike	4 0	47 0	27 0	0 0	78 0	0 0	6 0	4 0	0 0	10 0	88 0				
Polk	40 0	363 1	217 1	0 0	620 1	6 0	83 0	48 1	0 0	137 1	757 1				
Pulaski	18 0	69 0	34 0	0 0	121 0	1 0	25 0	12 0	0 0	38 0	159 0				
Putnam	27 0	222 0	126 0	0 0	375 0	5 0	33 0	28 0	0 0	66 0	441 0				
Quitman	9 0	23 0	12 0	0 0	44 0	2 0	4 0	6 0	0 0	12 0	56 0				
Rabun	26 0	74 0	58 0	0 0	158 0	5 0	17 0	18 0	0 0	40 0	198 0				
Randolph	17 0	100 0	41 0	0 0	158 0	0 0	28 0	20 0	0 0	48 0	206 0				
Richmond	278 3	1313 2	657 2	0 0	2248 2	69 3	504 3	226 3	0 0	799 3	3047 2				
Rockdale	70 1	317 1	151 1	0 0	538 1	22 1	119 1	50 1	0 0	191 1	729 1				
Schley	7 0	50 0	34 0	0 0	91 0	1 0	15 0	5 0	0 0	21 0	112 0				
Screven	22 0	125 0	71 0	0 0	218 0	4 0	33 0	26 0	0 0	63 0	281 0				
Seminole	17 0	120 0	59 0	0 0	196 0	1 0	28 0	11 0	0 0	40 0	236 0				
Spalding	72 1	440 1	230 1	0 0	742 1	20 1	178 1	83 1	0 0	281 1	1023 1				
Stephens	32 0	133 0	87 0	0 0	252 0	7 0	53 0	23 0	0 0	83 0	335 0				
Stewart	4 0	78 0	43 0	0 0	125 0	0 0	10 0	11 0	0 0	21 0	146 0				
Sumter	66 1	536 1	364 1	0 0	966 1	10 0	155 1	88 1	0 0	253 1	1219 1				
Talbot	7 0	45 0	17 0	0 0	69 0	0 0	3 0	6 0	0 0	9 0	78 0				
Taliaferro	5 0	10 0	5 0	0 0	20 0	0 0	2 0	1 0	0 0	3 0	23 0				
Tattnall	20 0	72 0	50 0	0 0	142 0	2 0	14 0	10 0	0 0	26 0	168 0				
Taylor	10 0	71 0	36 0	0 0	117 0	1 0	11 0	3 0	0 0	15 0	132 0				
Telfair	13 0	127 0	51 0	0 0	191 0	4 0	46 0	17 0	0 0	67 0	258 0				
Terrell	28 0	157 0	47 0	0 0	232 0	11 1	35 0	18 0	0 0	64 0	296 0				
Thomas	122 1	665 1	308 1	0 0	1095 1	15 1	169 1	65 1	0 0	249 1	1344 1				
Tift	30 0	343 1	182 1	0 0	555 1	5 0	90 1	40 0	0 0	135 1	690 1				
Toombs	39 0	157 0	91 0	0 0	287 0	9 0	61 0	27 0	0 0	97 0	384 0				
Towns	5 0	47 0	23 0	0 0	75 0	1 0	13 0	7 0	0 0	21 0	96 0				

(continued)

Probationer Statistical Profile

Sample: Active & admin probationers, not in facilities  
Act probationers 03/17/2003

Requestor: Nancy Phillips, Statistician

County of conviction by current age & sex (continued)

County	Men					Women					Grand Total %
	age 00-21 %	age 22-39 %	age 40-98 %	age UNKWN %	Men Total %	age 00-21 %	age 22-39 %	age 40-98 %	age UNKWN %	Women Total %	
Treutlen	13 0	72 0	50 0	0 0	135 0	2 0	17 0	15 0	0 0	34 0	169 0
Troup	108 1	451 1	232 1	0 0	791 1	26 1	196 1	67 1	0 0	289 1	1080 1
Turner	15 0	89 0	43 0	0 0	147 0	2 0	13 0	11 0	0 0	26 0	173 0
Twiggs	5 0	65 0	36 0	0 0	106 0	4 0	14 0	11 0	0 0	29 0	135 0
Union	14 0	61 0	50 0	0 0	125 0	7 0	24 0	19 0	0 0	50 0	175 0
Upson	49 0	155 0	62 0	0 0	266 0	7 0	40 0	21 0	0 0	68 0	334 0
Walker	65 1	372 1	204 1	0 0	641 1	13 1	111 1	56 1	0 0	180 1	821 1
Walton	82 1	627 1	364 1	0 0	1073 1	11 1	133 1	71 1	0 0	215 1	1288 1
Ware	27 0	209 0	115 0	0 0	351 0	9 0	76 0	28 0	0 0	113 0	464 0
Warren	7 0	43 0	28 0	0 0	78 0	0 0	1 0	1 0	0 0	2 0	80 0
Washington	32 0	122 0	62 0	0 0	216 0	2 0	30 0	18 0	0 0	50 0	266 0
Wayne	47 0	268 0	118 0	0 0	433 0	15 1	67 0	36 0	0 0	118 0	551 0
Webster	9 0	33 0	30 0	0 0	72 0	2 0	6 0	1 0	0 0	9 0	81 0
Wheeler	7 0	42 0	27 0	0 0	76 0	1 0	7 0	9 0	0 0	17 0	93 0
White	18 0	100 0	84 0	0 0	202 0	2 0	40 0	16 0	0 0	58 0	260 0
Whitfield	115 1	648 1	300 1	0 0	1063 1	34 2	238 1	119 1	0 0	391 1	1454 1
Wilcox	12 0	48 0	22 0	0 0	82 0	0 0	8 0	3 0	0 0	11 0	93 0
Wilkes	18 0	75 0	49 0	0 0	142 0	1 0	13 0	10 0	0 0	24 0	166 0
Wilkinson	11 0	69 0	43 0	0 0	123 0	1 0	24 0	9 0	0 0	34 0	157 0
Worth	26 0	167 0	86 0	0 0	279 0	2 0	22 0	21 0	0 0	45 0	324 0
Out of state	187 2	1460 3	596 2	0 0	2243 2	46 2	490 3	177 2	0 0	713 3	2956 2
Total reported	10005	57531	29082	0	96618	2082	16786	8131	0	26999	123617
Percent Reported	100.0	100.0	100.0		100.0	100.0	100.0	100.0		100.0	100.0
Not reported	0	5	2	0	7	0	0	2	0	2	9
Total	10005	57536	29084	0	96625	2082	16786	8133	0	27001	123626

Probationer Statistical Profile

Sample: Active & admin probationers, not in facilities  
Act probationers 03/17/2003

Requestor: Nancy Phillips, Statistician

Circuit of conviction by current age & sex

Circuit of conv	Men								Women								Grand Total	%				
	age	%	age	%	age	%	age	%	Men Total	%	age	%	age	%	age	%			Women Total	%		
Alapaha	104	1	628	1	365	1	0	0	1097	1	22	1	153	1	71	1	0	0	246	1	1343	1
Alcovy	155	2	1374	2	803	3	0	0	2332	2	28	1	319	2	183	2	0	0	530	2	2862	2
Atlanta	633	6	4230	8	2099	7	0	0	6962	7	76	4	799	5	461	6	0	0	1336	5	8298	7
Atlantic	108	1	438	1	222	1	0	0	768	1	23	1	99	1	57	1	0	0	179	1	947	1
Augusta	378	4	1741	3	832	3	0	0	2951	3	87	4	614	4	298	4	0	0	999	4	3950	3
Blue Ridge	176	2	823	1	420	1	0	0	1419	2	33	2	230	1	134	2	0	0	397	2	1816	2
Brunswick	217	2	1318	2	594	2	0	0	2129	2	51	3	343	2	159	2	0	0	553	2	2682	2
Chattahoochee	331	3	1519	3	844	3	0	0	2694	3	84	4	564	3	263	3	0	0	911	3	3605	3
Cherokee	169	2	1367	2	766	3	0	0	2302	2	45	2	470	3	215	3	0	0	730	3	3032	3
Clayton	268	3	820	1	364	1	0	0	1452	2	90	4	390	2	129	2	0	0	609	2	2061	2
Cobb	729	7	4546	8	2210	8	0	0	7485	8	149	7	1312	8	689	9	0	0	2150	8	9635	8
Conasauga	147	1	789	1	374	1	0	0	1310	1	37	2	288	2	137	2	0	0	462	2	1772	1
Cordele	114	1	612	1	317	1	0	0	1043	1	28	1	187	1	72	1	0	0	287	1	1330	1
Coweta	349	4	1570	3	787	3	0	0	2706	3	72	4	551	3	233	3	0	0	856	3	3562	3
Dougherty	296	3	2032	4	1088	4	0	0	3416	4	64	3	616	4	280	4	0	0	960	4	4376	4
Dublin	89	1	639	1	337	1	0	0	1065	1	12	1	127	1	68	1	0	0	207	1	1272	1
Eastern	374	4	1694	3	810	3	0	0	2878	3	85	4	622	4	312	4	0	0	1019	4	3897	3
Flint	171	2	830	1	303	1	0	0	1304	1	45	2	241	1	96	1	0	0	382	1	1686	1
Griffin	204	2	1001	2	490	2	0	0	1695	2	43	2	366	2	176	2	0	0	585	2	2280	2
Gwinnett	515	5	2800	5	1213	4	0	0	4528	5	118	6	818	5	388	5	0	0	1324	5	5852	5
Houston	141	1	730	1	389	1	0	0	1260	1	37	2	258	2	95	1	0	0	390	1	1650	1
Lookout Mountain	177	2	1098	2	527	2	0	0	1802	2	47	2	354	2	168	2	0	0	569	2	2371	2
Macon	286	3	1754	3	876	3	0	0	2916	3	45	2	530	3	264	3	0	0	839	3	3755	3
Middle	144	1	606	1	299	1	0	0	1049	1	18	1	181	1	82	1	0	0	281	1	1330	1
Mountain	91	1	353	1	233	1	0	0	677	1	18	1	108	1	67	1	0	0	193	1	870	1
Northeastern	137	1	798	1	493	2	0	0	1428	2	34	2	304	2	161	2	0	0	499	2	1927	2
Northern	100	1	751	1	432	2	0	0	1283	1	11	1	169	1	109	1	0	0	289	1	1572	1
Ocmulgee	282	3	1569	3	784	3	0	0	2635	3	39	2	309	2	192	2	0	0	540	2	3175	3
Oconee	111	1	578	1	261	1	0	0	950	1	23	1	175	1	88	1	0	0	286	1	1236	1
Ogeechee	199	2	919	2	363	1	0	0	1481	2	38	2	242	1	107	1	0	0	387	1	1868	2
Pataula	137	1	644	1	278	1	0	0	1059	1	19	1	155	1	87	1	0	0	261	1	1320	1
Piedmont	107	1	650	1	426	1	0	0	1183	1	27	1	232	1	113	1	0	0	372	1	1555	1
Rome	121	1	861	2	529	2	0	0	1511	2	33	2	344	2	187	2	0	0	564	2	2075	2
South Georgia	113	1	999	2	501	2	0	0	1613	2	24	1	223	1	112	1	0	0	359	1	1972	2

(continued)



Probationer Statistical Profile

Sample: Active & admin probationers, not in facilities  
Act probationers 03/17/2003

Requestor: Nancy Phillips, Statistician

Circuit of conviction by current age & sex (continued)

Circuit of conv	Men								Women								Grand Total	%				
	age 00-21	%	age 22-39	%	age 40-98	%	UNKWN	%	Men Total	%	age 00-21	%	age 22-39	%	age 40-98	%			UNKWN	%	Women Total	%
Southern	459	5	2347	4	1035	4	0	0	3841	4	77	4	592	4	247	3	0	0	916	3	4757	4
Southwestern	128	1	1060	2	712	2	0	0	1900	2	26	1	235	1	140	2	0	0	401	2	2301	2
Stone Mountain	527	5	2705	5	1284	5	0	0	4516	5	130	6	822	5	332	4	0	0	1284	5	5800	5
Tallapoosa	54	1	509	1	355	1	0	0	918	1	10	0	119	1	71	1	0	0	200	1	1118	1
Tifton	84	1	681	1	369	1	0	0	1134	1	11	1	136	1	80	1	0	0	227	1	1361	1
Toombs	70	1	372	1	194	1	0	0	636	1	4	0	65	0	40	1	0	0	109	0	745	1
Waycross	106	1	684	1	379	1	0	0	1169	1	14	1	202	1	95	1	0	0	311	1	1480	1
Western	149	2	702	1	275	1	0	0	1126	1	25	1	171	1	63	1	0	0	259	1	1385	1
Rockdale	70	1	317	1	151	1	0	0	538	1	22	1	119	1	50	1	0	0	191	1	729	1
Douglas	171	2	1399	2	828	3	0	0	2398	3	55	3	475	3	257	3	0	0	787	3	3185	3
Appalachian	85	1	547	1	363	1	0	0	995	1	14	1	201	1	95	1	0	0	310	1	1305	1
Enotah	51	1	375	1	247	1	0	0	673	1	14	1	127	1	68	1	0	0	209	1	882	1
Forsyth-Bell	61	1	365	1	206	1	0	0	632	1	7	0	127	1	55	1	0	0	189	1	821	1
Towaliga	63	1	581	1	258	1	0	0	902	1	13	1	145	1	62	1	0	0	220	1	1122	1
Paulding	66	1	337	1	193	1	0	0	596	1	9	0	64	0	45	1	0	0	118	0	714	1
OUT OF STATE	187	2	1461	3	596	2	0	0	2244	2	46	2	490	3	177	2	0	0	713	3	2957	2
Total reported	10004		57523		29074		0		96601		2082		16783		8130		0		26995		123596	
Percent Reported	100.0		100.0		100.0				100.0		100.0		100.0		100.0				100.0		100.0	
NOT REPORTED	96		622		348		0		1066		25		142		73		0		240		1306	
Total	10005		57536		29084		0		96625		2082		16786		8133		0		27001		123626	

Probationer Statistical Profile

Sample: Active & admin probationers, not in facilities  
Act probationers 03/17/2003

Requestor: Nancy Phillips, Statistician

Circuit of supervision by current age & sex

Circuit of supv	Men								Women								Grand Total	%				
	age	%	age	%	age	%	age	%	Men	%	age	%	age	%	Women	%						
	00-21	22-39	40-98	UNKWN	00-21	22-39	40-98	UNKWN	Total	00-21	22-39	40-98	UNKWN	Total	Total							
Alapaha	96	1	622	1	348	1	0	0	1066	1	25	1	142	1	73	1	0	0	240	1	1306	1
Alcovy	140	1	1236	2	753	3	0	0	2129	2	31	1	298	2	176	2	0	0	505	2	2634	2
Atlanta	761	8	5291	9	2589	9	0	0	8641	9	123	6	1157	7	610	8	0	0	1890	7	10531	9
Atlantic	124	1	494	1	222	1	0	0	840	1	24	1	126	1	63	1	0	0	213	1	1053	1
Augusta	387	4	1871	3	880	3	0	0	3138	3	85	4	617	4	295	4	0	0	997	4	4135	3
Blue Ridge	164	2	791	1	411	1	0	0	1366	1	27	1	248	1	135	2	0	0	410	2	1776	1
Brunswick	230	2	1359	2	629	2	0	0	2218	2	56	3	378	2	167	2	0	0	601	2	2819	2
Chattahoochee	325	3	1562	3	881	3	0	0	2768	3	84	4	568	3	271	3	0	0	923	3	3691	3
Cherokee	181	2	1362	2	736	3	0	0	2279	2	45	2	458	3	214	3	0	0	717	3	2996	2
Clayton	270	3	965	2	414	1	0	0	1649	2	78	4	425	3	143	2	0	0	646	2	2295	2
Cobb	687	7	4195	7	2002	7	0	0	6884	7	128	6	1163	7	610	8	0	0	1901	7	8785	7
Conasauga	162	2	889	2	410	1	0	0	1461	2	38	2	324	2	146	2	0	0	508	2	1969	2
Cordele	108	1	561	1	313	1	0	0	982	1	25	1	175	1	72	1	0	0	272	1	1254	1
Coweta	363	4	1636	3	828	3	0	0	2827	3	79	4	591	4	249	3	0	0	919	3	3746	3
Dougherty	281	3	1937	3	1035	4	0	0	3253	3	72	3	586	3	260	3	0	0	918	3	4171	3
Dublin	88	1	606	1	342	1	0	0	1036	1	11	1	138	1	72	1	0	0	221	1	1257	1
Eastern	384	4	1752	3	816	3	0	0	2952	3	84	4	619	4	312	4	0	0	1015	4	3967	3
Flint	158	2	804	1	344	1	0	0	1306	1	43	2	240	1	96	1	0	0	379	1	1685	1
Griffin	195	2	983	2	486	2	0	0	1664	2	46	2	366	2	165	2	0	0	577	2	2241	2
Gwinnett	539	5	2788	5	1174	4	0	0	4501	5	128	6	823	5	376	5	0	0	1327	5	5828	5
Houston	126	1	663	1	361	1	0	0	1150	1	33	2	230	1	84	1	0	0	347	1	1497	1
Lookout Mountain	170	2	1113	2	555	2	0	0	1838	2	43	2	360	2	167	2	0	0	570	2	2408	2
Macon	306	3	1878	3	935	3	0	0	3119	3	51	2	567	3	282	3	0	0	900	3	4019	3
Middle	141	1	629	1	333	1	0	0	1103	1	17	1	188	1	84	1	0	0	289	1	1392	1
Mountain	89	1	382	1	245	1	0	0	716	1	18	1	129	1	72	1	0	0	219	1	935	1
Northeastern	143	1	891	2	517	2	0	0	1551	2	33	2	316	2	171	2	0	0	520	2	2071	2
Northern	102	1	742	1	432	1	0	0	1276	1	14	1	195	1	109	1	0	0	318	1	1594	1
Ocmulgee	264	3	1440	3	740	3	0	0	2444	3	36	2	308	2	187	2	0	0	531	2	2975	2
Oconee	95	1	562	1	255	1	0	0	912	1	22	1	179	1	91	1	0	0	292	1	1204	1
Ogeechee	167	2	855	1	360	1	0	0	1382	1	34	2	230	1	108	1	0	0	372	1	1754	1
Pataula	136	1	656	1	282	1	0	0	1074	1	16	1	177	1	90	1	0	0	283	1	1357	1
Piedmont	108	1	653	1	444	2	0	0	1205	1	24	1	219	1	112	1	0	0	355	1	1560	1
Rome	118	1	879	2	519	2	0	0	1516	2	35	2	353	2	191	2	0	0	579	2	2095	2
South Georgia	120	1	1022	2	503	2	0	0	1645	2	28	1	229	1	113	1	0	0	370	1	2015	2

(continued)

Probationer Statistical Profile

Sample: Active & admin probationers, not in facilities  
Act probationers 03/17/2003

Requestor: Nancy Phillips, Statistician

Circuit of supervision by current age & sex (continued)

Circuit of supv	M e n								W o m e n								Grand					
	age	age	age	age	Men	Men	age	age	age	age	Women	Women	Total	Total	%							
	00-21	%	22-39	%	40-98	%	UNKWN	%	Total	%	00-21	%	22-39	%	40-98	%	UNKWN	%	Total	%		
Southern	457	5	2367	4	1088	4	0	0	3912	4	79	4	584	3	241	3	0	0	904	3	4816	4
Southwestern	125	1	1004	2	671	2	0	0	1800	2	24	1	236	1	149	2	0	0	409	2	2209	2
Stone Mountain	576	6	3149	5	1409	5	0	0	5134	5	141	7	906	5	391	5	0	0	1438	5	6572	5
Tallapoosa	60	1	505	1	377	1	0	0	942	1	13	1	138	1	74	1	0	0	225	1	1167	1
Tifton	100	1	741	1	383	1	0	0	1224	1	12	1	157	1	95	1	0	0	264	1	1488	1
Toombs	68	1	362	1	193	1	0	0	623	1	4	0	68	0	44	1	0	0	116	0	739	1
Waycross	116	1	709	1	391	1	0	0	1216	1	15	1	214	1	98	1	0	0	327	1	1543	1
Western	145	1	754	1	304	1	0	0	1203	1	23	1	148	1	71	1	0	0	242	1	1445	1
Rockdale	78	1	411	1	182	1	0	0	671	1	24	1	131	1	53	1	0	0	208	1	879	1
Douglas	152	2	1168	2	658	2	0	0	1978	2	37	2	368	2	199	2	0	0	604	2	2582	2
Appalachian	83	1	555	1	369	1	0	0	1007	1	18	1	193	1	101	1	0	0	312	1	1319	1
Enotah	56	1	361	1	258	1	0	0	675	1	12	1	125	1	70	1	0	0	207	1	882	1
Forsyth-Bell	55	1	319	1	190	1	0	0	564	1	7	0	110	1	50	1	0	0	167	1	731	1
Towaliga	59	1	524	1	255	1	0	0	838	1	12	1	149	1	67	1	0	0	228	1	1066	1
Paulding	83	1	407	1	225	1	0	0	715	1	16	1	114	1	54	1	0	0	184	1	899	1
Total reported	9941		57405		29047		0		96393		2073		16763		8123		0		26959		123352	

Probationer Statistical Profile

Sample: Active & admin probationers, not in facilities  
Act probationers 03/17/2003

Requestor: Nancy Phillips, Statistician

Sentence length in years by current age & sex

Sentence (in years)	Men				Women				Grand Total	%
	age 00-21	age 22-39	age 40-98	age UNKWN	age 00-21	age 22-39	age 40-98	age UNKWN		
0-1	41 0	211 0	120 0	0 0	12 1	68 0	29 0	0 0	481 0	
1.1-2	225 2	1269 2	537 2	0 0	70 3	340 2	166 2	0 0	2607 2	
2.1-3	867 9	2896 5	1320 5	0 0	282 14	1065 6	417 5	0 0	6847 6	
3.1-4	1344 13	4861 8	2247 8	0 0	431 21	2060 12	752 9	0 0	11695 9	
4.1-5	1210 12	5844 10	2678 9	0 0	216 10	1658 10	769 9	0 0	12375 10	
5.1-6	3635 36	17260 30	7863 27	0 0	700 34	5446 32	2352 29	0 0	37256 30	
6.1-7	360 4	2805 5	1333 5	0 0	66 3	771 5	361 4	0 0	5696 5	
7.1-8	460 5	3614 6	1602 6	0 0	63 3	876 5	391 5	0 0	7006 6	
8.1-9	310 3	2730 5	1445 5	0 0	45 2	709 4	388 5	0 0	5627 5	
9.1-10	169 2	1550 3	898 3	0 0	23 1	379 2	207 3	0 0	3226 3	
10.1-12	1116 11	9193 16	4894 17	0 0	150 7	2513 15	1503 18	0 0	19369 16	
12.1-15	71 1	1561 3	1092 4	0 0	10 0	292 2	233 3	0 0	3259 3	
15.1-20	135 1	2119 4	1565 5	0 0	9 0	370 2	324 4	0 0	4522 4	
20.1-OVER	62 1	1608 3	1413 5	0 0	5 0	239 1	238 3	0 0	3565 3	
INDEFINITE	0 0	0 0	0 0	0 0	0 0	0 0	0 0	0 0	0 0	
Total reported	10005	57521	29007	0	2082	16786	8130	0	123531	
Percent Reported	100.0	100.0	99.7		100.0	100.0	100.0		99.9	
NOT REPORTED	0	15	77	0	0	0	3	0	95	
Total	10005	57536	29084	0	2082	16786	8133	0	123626	
AVERAGE EXCLUDING INDEFINITE	5.48	6.95	7.73	.00	4.68	6.23	7.12	.00	6.89	

Probationer Statistical Profile

Sample: Active & admin probationers, not in facilities  
Act probationers 03/17/2003

Requestor: Nancy Phillips, Statistician

Time served in years by current age & sex

Time served (in yrs)	M e n					W o m e n					Grand Total %
	age 00-21 %	age 22-39 %	age 40-98 %	age UNKWN %	Men Total %	age 00-21 %	age 22-39 %	age 40-98 %	age UNKWN %	Women Total %	
0-1	5155 52	16381 28	7159 25	0 0	28695 30	1068 51	5114 30	2043 25	0 0	8225 30	36920 30
1.1-2	2926 29	13141 23	5964 21	0 0	22031 23	669 32	4152 25	1790 22	0 0	6611 24	28642 23
2.1-3	1409 14	9680 17	4646 16	0 0	15735 16	276 13	2924 17	1322 16	0 0	4522 17	20257 16
3.1-4	433 4	6827 12	3608 12	0 0	10868 11	63 3	1863 11	983 12	0 0	2909 11	13777 11
4.1-5	63 1	5059 9	2549 9	0 0	7671 8	6 0	1338 8	742 9	0 0	2086 8	9757 8
5.1-6	7 0	2159 4	1024 4	0 0	3190 3	0 0	498 3	322 4	0 0	820 3	4010 3
6.1-7	5 0	1349 2	853 3	0 0	2207 2	0 0	308 2	230 3	0 0	538 2	2745 2
7.1-8	3 0	932 2	657 2	0 0	1592 2	0 0	201 1	168 2	0 0	369 1	1961 2
8.1-9	1 0	657 1	511 2	0 0	1169 1	0 0	135 1	123 2	0 0	258 1	1427 1
9.1-10	1 0	455 1	426 1	0 0	882 1	0 0	111 1	140 2	0 0	251 1	1133 1
10.1-12	0 0	450 1	561 2	0 0	1011 1	0 0	70 0	94 1	0 0	164 1	1175 1
12.1-15	0 0	282 0	578 2	0 0	860 1	0 0	43 0	90 1	0 0	133 0	993 1
15.1-20	0 0	110 0	380 1	0 0	490 1	0 0	18 0	51 1	0 0	69 0	559 0
20.1-OVER	1 0	54 0	167 1	0 0	222 0	0 0	10 0	35 0	0 0	45 0	267 0
Total reported	10004	57536	29083	0	96623	2082	16785	8133	0	27000	123623
Percent Reported	100.0	100.0	100.0		100.0	100.0	100.0	100.0		100.0	100.0
NOT REPORTED	1	0	1	0	2	0	1	0	0	1	3
Total	10005	57536	29084	0	96625	2082	16786	8133	0	27001	123626
AVERAGE TIME SERVED	1.20	2.62	3.49	.00	2.74	1.15	2.34	3.26	.00	2.53	2.69

Probationer Statistical Profile

Sample: Active & admin probationers, not in facilities  
Act probationers 03/17/2003

Requestor: Nancy Phillips, Statistician

Time left to serve by current age & sex

Time left (in years)	M e n					W o m e n					Grand Total %
	age 00-21 %	age 22-39 %	age 40-98 %	age UNKWN %	Men Total %	age 00-21 %	age 22-39 %	age 40-98 %	age UNKWN %	Women Total %	
0-1	769 8	8856 15	4617 16	0 0	14242 15	248 12	2756 16	1367 17	0 0	4371 16	18613 15
1.1-2	1328 13	9413 16	4917 17	0 0	15658 16	407 20	2968 18	1407 17	0 0	4782 18	20440 17
2.1-3	1760 18	9251 16	4541 16	0 0	15552 16	416 20	2890 17	1292 16	0 0	4598 17	20150 16
3.1-4	1809 18	8046 14	3813 13	0 0	13668 14	340 16	2399 14	1150 14	0 0	3889 14	17557 14
4.1-5	2009 20	7205 13	3307 11	0 0	12521 13	356 17	2142 13	935 12	0 0	3433 13	15954 13
5.1-6	342 3	3123 5	1524 5	0 0	4989 5	48 2	783 5	427 5	0 0	1258 5	6247 5
6.1-7	423 4	2806 5	1445 5	0 0	4674 5	60 3	699 4	359 4	0 0	1118 4	5792 5
7.1-8	443 4	2333 4	1217 4	0 0	3993 4	49 2	623 4	321 4	0 0	993 4	4986 4
8.1-9	396 4	1939 3	1029 4	0 0	3364 3	60 3	547 3	282 3	0 0	889 3	4253 3
9.1-10	461 5	1739 3	860 3	0 0	3060 3	74 4	514 3	253 3	0 0	841 3	3901 3
10.1-12	56 1	844 1	496 2	0 0	1396 1	3 0	108 1	86 1	0 0	197 1	1593 1
12.1-15	131 1	1037 2	573 2	0 0	1741 2	14 1	187 1	108 1	0 0	309 1	2050 2
15.1-20	67 1	596 1	421 1	0 0	1084 1	5 0	119 1	90 1	0 0	214 1	1298 1
20.1-OVER	8 0	304 1	229 1	0 0	541 1	0 0	40 0	48 1	0 0	88 0	629 1
INDEFINITE	0 0	0 0	0 0	0 0	0 0	0 0	0 0	0 0	0 0	0 0	0 0
NONE	3 0	29 0	16 0	0 0	48 0	2 0	11 0	5 0	0 0	18 0	66 0
Total reported	10005	57521	29005	0	96531	2082	16786	8130	0	26998	123529
Percent Reported	100.0	100.0	99.7		99.9	100.0	100.0	100.0		100.0	99.9
NOT REPORTED	0	15	79	0	94	0	0	3	0	3	97
Total	10005	57536	29084	0	96625	2082	16786	8133	0	27001	123626
AVERAGE EXCLUDING INDEFINITE, NONE	4.19	4.01	4.15	.00	4.07	3.46	3.65	3.89	.00	3.71	3.99

Probationer Statistical Profile

Sample: Active & admin probationers, not in facilities  
Act probationers 03/17/2003

Requestor: Nancy Phillips, Statistician

Case type by current age & sex

Case type	Men				Women				Grand Total	%
	age 00-21	age 22-39	age 40-98	age UNKWN	age 00-21	age 22-39	age 40-98	age UNKWN		
PRESENTENCE	0	0	0	0	0	0	0	0	0	0
SPLIT SENTENCE	179	2	5627	10	4418	15	0	0	10224	11
STRAIGHT SENTENCE	9639	96	50417	88	24004	83	0	0	84060	87
ABANDONMENT&BASTARDY	0	0	13	0	55	0	0	0	68	0
OUT OF STATE PROB	187	2	1470	3	601	2	0	0	2258	2
OUT OF STATE A&B	0	0	1	0	0	0	0	0	1	0
SUSPENDED SENTENCE	0	0	8	0	6	0	0	0	14	0
Total reported	10005		57536		29084		0		96625	
Percent Reported	100.0		100.0		100.0				100.0	
NOT REPORTED	0		0		0		0		0	
Total	10005		57536		29084		0		96625	

Probationer Statistical Profile

Sample: Active & admin probationers, not in facilities  
Act probationers 03/17/2003

Requestor: Nancy Phillips, Statistician

Release type by current age & sex

Release type	Men					Women					Grand Total	%
	age 00-21	age 22-39	age 40-98	age UNKWN	Men Total	age 00-21	age 22-39	age 40-98	age UNKWN	Women Total		
TRANSF OUT OF STATE	0	0	0	0	0	0	0	0	0	0	0	0
REVOKED (TECHNICAL)	0	0	0	0	0	0	0	0	0	0	0	0
REVOKED (NEW SENT)	0	0	0	0	0	0	0	0	0	0	0	0
REVOKED (NEW CRIME)	0	0	0	0	0	0	0	0	0	0	0	0
ABSCONDED (TOLLED)	0	0	0	0	0	0	0	0	0	0	0	0
ABSCONDED (NON-TOLL)	0	0	0	0	0	0	0	0	0	0	0	0
TERMINATED BY COURT	0	0	0	0	0	0	0	0	0	0	0	0
OUT OF STATE TERM	0	0	0	0	0	0	0	0	0	0	0	0
DEATH	0	0	0	0	0	0	0	0	0	0	0	0
FINAN OBLIG COMPLETE	0	0	0	0	0	0	0	0	0	0	0	0
OTHER	0	0	0	0	0	0	0	0	0	0	0	0
NORMAL RELEASE	0	0	0	0	0	0	0	0	0	0	0	0
A & B SPECIAL TERM	0	0	0	0	0	0	0	0	0	0	0	0
INDEP JURISDICTION	0	0	0	0	0	0	0	0	0	0	0	0
ACTIVE	10005	57536	29084	0	96625	2082	16786	8133	0	27001	123626	
Total reported	10005	57536	29084	0	96625	2082	16786	8133	0	27001	123626	
Percent Reported	100.0	100.0	100.0		100.0	100.0	100.0	100.0		100.0	100.0	
NOT REPORTED	0	0	0	0	0	0	0	0	0	0	0	
Total	10005	57536	29084	0	96625	2082	16786	8133	0	27001	123626	



Probationer Statistical Profile

Sample: Active & admin probationers, not in facilities  
Act probationers 03/17/2003

Requestor: Nancy Phillips, Statistician

First offender status by current age & sex

1stOffndr	M e n				W o m e n				Grand Total %		
	age 00-21 %	age 22-39 %	age 40-98 %	age UNKWN %	Men Total %	age 00-21 %	age 22-39 %	age 40-98 %		age UNKWN %	Women Total %
FIRST OFFNDR STATUS	5406 54	16066 28	4833 17	0 0	26305 27	1464 70	7187 43	2501 31	0 0	11152 41	37457 30
NO FIRST OFFNDR STAT	4599 46	41470 72	24251 83	0 0	70320 73	618 30	9599 57	5632 69	0 0	15849 59	86169 70
Total reported	10005	57536	29084	0	96625	2082	16786	8133	0	27001	123626
Percent Reported	100.0	100.0	100.0		100.0	100.0	100.0	100.0		100.0	100.0
NOT REPORTED	0	0	0	0	0	0	0	0	0	0	0
Total	10005	57536	29084	0	96625	2082	16786	8133	0	27001	123626

Probationer Statistical Profile

Sample: Active & admin probationers, not in facilities  
Act probationers 03/17/2003

Requestor: Nancy Phillips, Statistician

Type probationer by current age & sex

Type probationer	M e n					W o m e n					Grand Total %
	age 00-21 %	age 22-39 %	age 40-98 %	age UNKWN %	Men Total %	age 00-21 %	age 22-39 %	age 40-98 %	age UNKWN %	Women Total %	
MISDEMEANANT	115 1	677 1	377 1	0 0	1169 1	21 1	195 1	120 1	0 0	336 1	1505 1
FELON	9890 99	56837 99	28646 98	0 0	95373 99	2058 99	16575 99	8003 98	0 0	26636 99	122009 99
ABANDONMENT&BASTARDY	0 0	14 0	55 0	0 0	69 0	0 0	3 0	1 0	0 0	4 0	73 0
SUSPENDED SENTENCE	0 0	8 0	6 0	0 0	14 0	3 0	13 0	9 0	0 0	25 0	39 0
Total reported	10005	57536	29084	0	96625	2082	16786	8133	0	27001	123626
Percent Reported	100.0	100.0	100.0		100.0	100.0	100.0	100.0		100.0	100.0
NOT REPORTED	0	0	0	0	0	0	0	0	0	0	0
Total	10005	57536	29084	0	96625	2082	16786	8133	0	27001	123626

Probationer Statistical Profile

Sample: Active & admin probationers, not in facilities  
Act probationers 03/17/2003

Requestor: Nancy Phillips, Statistician

Most serious crime by group by current age & sex

Crime group	Men				Women				Grand Total	%
	age 00-21	age 22-39	age 40-98	age UNKWN	age 00-21	age 22-39	age 40-98	age UNKWN		
HOMICIDE	18 0	329 1	273 1	0 0	4 0	99 1	82 1	0 0	185 1	805 1
ABORTION	0 0	2 0	0 0	0 0	0 0	1 0	0 0	0 0	1 0	3 0
BODILY INJRY&REL OFF	668 7	6242 11	3987 14	0 0	162 8	1194 7	574 7	0 0	1930 7	12827 10
ARSON & REL OFF	38 0	259 0	177 1	0 0	9 0	94 1	67 1	0 0	170 1	644 1
DAMAGE OF PROPERTY	231 2	690 1	217 1	0 0	56 3	177 1	49 1	0 0	282 1	1420 1
BURGLARY & REL OFF	1625 16	6015 10	1828 6	0 0	117 6	616 4	190 2	0 0	923 3	10391 8
FORGERY & REL OFF	541 5	4326 8	2009 7	0 0	470 23	4130 25	1551 19	0 0	6151 23	13027 11
THEFT	2137 21	7614 13	3349 12	0 0	592 28	3647 22	1553 19	0 0	5792 21	18892 15
ROBBERY	305 3	1734 3	528 2	0 0	37 2	164 1	53 1	0 0	254 1	2821 2
SEXUAL OFFENSES	518 5	2482 4	2265 8	0 0	14 1	114 1	52 1	0 0	180 1	5445 4
OBSCENITY CRIMES	0 0	6 0	12 0	0 0	0 0	1 0	1 0	0 0	2 0	20 0
TREASON & REL OFF	5 0	39 0	17 0	0 0	8 0	24 0	5 0	0 0	37 0	98 0
CRIMES INVOLVNG GOVT	207 2	1246 2	454 2	0 0	40 2	398 2	233 3	0 0	671 2	2578 2
FALSIFICATIONS	28 0	183 0	81 0	0 0	14 1	122 1	44 1	0 0	180 1	472 0
OBSTRUCT LAW ENFORCE	23 0	187 0	74 0	0 0	14 1	81 0	32 0	0 0	127 0	411 0
DISORDERLY CONDUCT	71 1	199 0	79 0	0 0	10 0	20 0	18 0	0 0	48 0	397 0
GAMBLING & REL OFF	6 0	49 0	27 0	0 0	2 0	16 0	10 0	0 0	28 0	110 0
CRUELTY TO CHILDREN	32 0	573 1	387 1	0 0	15 1	443 3	156 2	0 0	614 2	1606 1
CRIMES WITH GUNS	223 2	1867 3	1278 4	0 0	26 1	124 1	92 1	0 0	242 1	3610 3
INVASION PRIVACY	2 0	94 0	46 0	0 0	0 0	1 0	1 0	0 0	2 0	144 0
RACKETEERING	0 0	9 0	19 0	0 0	0 0	6 0	7 0	0 0	13 0	41 0
DRUG ABUSE OFFENSES	3060 31	20589 36	9416 32	0 0	442 21	4719 28	2914 36	0 0	8075 30	41140 33
DRUG TRAFFICKING	23 0	288 1	243 1	0 0	8 0	76 0	67 1	0 0	151 1	705 1
AUTO CRIMES	18 0	1308 2	1636 6	0 0	0 0	116 1	153 2	0 0	269 1	3231 3
REVENUE & CONTRABAND	3 0	4 0	5 0	0 0	0 0	3 0	4 0	0 0	7 0	19 0
CRIMES OF OTH STATES	34 0	201 0	89 0	0 0	7 0	79 0	31 0	0 0	117 0	441 0
MISC. FELONIES	70 1	304 1	153 1	0 0	12 1	117 1	64 1	0 0	193 1	720 1
MISDEMEANORS	115 1	685 1	425 1	0 0	23 1	201 1	128 2	0 0	352 1	1577 1
Total reported	10001	57524	29074	0	2082	16783	8131	0	26996	123595
Percent Reported	100.0	100.0	100.0		100.0	100.0	100.0		100.0	100.0
NOT REPORTED	4	12	10	0	0	3	2	0	5	31
Total	10005	57536	29084	0	2082	16786	8133	0	27001	123626

Probationer Statistical Profile

Sample: Active & admin probationers, not in facilities  
Act probationers 03/17/2003

Requestor: Nancy Phillips, Statistician

Most serious offense by current age & sex

Most serious offense	Men					Women					Grand Total	%	
	age 00-21 %	age 22-39 %	age 40-98 %	age UNKWN %	Men Total %	age 00-21 %	age 22-39 %	age 40-98 %	age UNKWN %	Women Total %			
Misdemeanors													
abandonment	0 0	7 0	46 0	0 0	53 0	0 0	0 0	1 0	0 0	1 0	54 0		
non-support	0 0	1 0	0 0	0 0	1 0	0 0	1 0	0 0	0 0	1 0	2 0		
stalking	0 0	1 0	4 0	0 0	5 0	0 0	1 0	0 0	0 0	1 0	6 0		
assault & battery	4 0	17 0	6 0	0 0	27 0	0 0	2 0	1 0	0 0	3 0	30 0		
atmpt murder	0 0	2 0	1 0	0 0	3 0	0 0	0 0	0 0	0 0	0 0	3 0		
aggravated assault	1 0	15 0	15 0	0 0	31 0	1 0	6 0	5 0	0 0	12 0	43 0		
simple assault	1 0	18 0	13 0	0 0	32 0	0 0	1 0	0 0	0 0	1 0	33 0		
simple battery	7 0	62 0	38 0	0 0	107 0	4 0	11 0	5 0	0 0	20 0	127 0		
shooting at another	0 0	2 0	1 0	0 0	3 0	0 0	0 0	0 0	0 0	0 0	3 0		
wife beating	0 0	2 0	0 0	0 0	2 0	0 0	0 0	0 0	0 0	0 0	2 0		
concealing a death	0 0	1 0	0 0	0 0	1 0	0 0	0 0	0 0	0 0	0 0	1 0		
leave scene had inju	0 0	1 0	1 0	0 0	2 0	0 0	1 0	0 0	0 0	1 0	3 0		
crmnl intfer govt pr	0 0	4 0	0 0	0 0	4 0	0 0	0 0	0 0	0 0	0 0	4 0		
reckless conduct	5 0	5 0	1 0	0 0	11 0	0 0	5 0	0 0	0 0	5 0	16 0		
disorderly conduct	0 0	0 0	3 0	0 0	3 0	0 0	0 0	2 0	0 0	2 0	5 0		
larceny	0 0	1 0	1 0	0 0	2 0	0 0	1 0	0 0	0 0	1 0	3 0		
receiving stolen goo	2 0	9 0	1 0	0 0	12 0	0 0	3 0	0 0	0 0	3 0	15 0		
theft by taking	11 0	45 0	18 0	0 0	74 0	2 0	23 0	12 0	0 0	37 0	111 0		
robbery	1 0	7 0	1 0	0 0	9 0	0 0	3 0	0 0	0 0	3 0	12 0		
burglary	0 0	21 0	3 0	0 0	24 0	1 0	0 0	0 0	0 0	1 0	25 0		
car breaking	0 0	1 0	0 0	0 0	1 0	0 0	0 0	0 0	0 0	0 0	1 0		
alter id	1 0	1 0	0 0	0 0	2 0	0 0	0 0	0 0	0 0	0 0	2 0		
cheating & swindling	0 0	0 0	1 0	0 0	1 0	0 0	0 0	0 0	0 0	0 0	1 0		
bad checks	0 0	19 0	14 0	0 0	33 0	0 0	20 0	19 0	0 0	39 0	72 0		
fraudulent checks	0 0	2 0	1 0	0 0	3 0	1 0	5 0	0 0	0 0	6 0	9 0		
lottery	0 0	1 0	0 0	0 0	1 0	0 0	0 0	0 0	0 0	0 0	1 0		
forgery	0 0	7 0	1 0	0 0	8 0	0 0	10 0	2 0	0 0	12 0	20 0		
worthless checks	0 0	0 0	0 0	0 0	0 0	0 0	3 0	5 0	0 0	8 0	8 0		
s/d of narcotics	3 0	7 0	0 0	0 0	10 0	0 0	0 0	0 0	0 0	0 0	10 0		
public drunkenness	0 0	0 0	0 0	0 0	0 0	0 0	0 0	1 0	0 0	1 0	1 0		
s/d dep,stim,cntrf d	0 0	3 0	0 0	0 0	3 0	0 0	0 0	0 0	0 0	0 0	3 0		
abusive language	0 0	0 0	1 0	0 0	1 0	0 0	0 0	0 0	0 0	0 0	1 0		
s/d of lsd	0 0	0 0	0 0	0 0	0 0	0 0	1 0	0 0	0 0	1 0	1 0		

(continued)

Probationer Statistical Profile

Sample: Active & admin probationers, not in facilities  
Act probationers 03/17/2003

Requestor: Nancy Phillips, Statistician

Most serious offense by current age & sex (continued)

Most serious offense	Men					Women					Grand Total	%
	age 00-21	age 22-39	age 40-98	age UNKWN	Men Total	age 00-21	age 22-39	age 40-98	age UNKWN	Women Total		
s/d of marijuana	0 0	6 0	2 0	0 0	8 0	0 0	0 0	0 0	0 0	0 0	8 0	0
poss of narcotics	1 0	4 0	1 0	0 0	6 0	0 0	1 0	1 0	0 0	2 0	8 0	0
poss dep,stim,cntrf	0 0	1 0	0 0	0 0	1 0	0 0	0 0	0 0	0 0	0 0	1 0	0
poss of lsd	0 0	1 0	0 0	0 0	1 0	0 0	0 0	0 0	0 0	0 0	1 0	0
poss of marijuana	6 0	31 0	7 0	0 0	44 0	0 0	8 0	1 0	0 0	9 0	53 0	0
viol motor veh law	10 0	45 0	14 0	0 0	69 0	0 0	6 0	5 0	0 0	11 0	80 0	0
dui	9 0	79 0	87 0	0 0	175 0	2 0	17 0	14 0	0 0	33 0	208 0	0
obstr of law enf off	10 0	47 0	21 0	0 0	78 0	2 0	5 0	5 0	0 0	12 0	90 0	0
impersonating anothe	0 0	6 0	2 0	0 0	8 0	0 0	3 0	0 0	0 0	3 0	11 0	0
crmnl trespassing	6 0	10 0	4 0	0 0	20 0	3 0	4 0	0 0	0 0	7 0	27 0	0
illegal attm to obt	0 0	2 0	0 0	0 0	2 0	0 0	0 0	1 0	0 0	1 0	3 0	0
crmnl damage	2 0	7 0	3 0	0 0	12 0	1 0	2 0	0 0	0 0	3 0	15 0	0
terroristic threats	0 0	5 0	5 0	0 0	10 0	0 0	0 0	2 0	0 0	2 0	12 0	0
viol ga cntrl subst	10 0	43 0	17 0	0 0	70 0	1 0	11 0	7 0	0 0	19 0	89 0	0
sodomy	1 0	0 0	0 0	0 0	1 0	0 0	0 0	0 0	0 0	0 0	1 0	0
public indecency	0 0	7 0	5 0	0 0	12 0	0 0	0 0	0 0	0 0	0 0	12 0	0
peeping tom	1 0	1 0	1 0	0 0	3 0	0 0	0 0	0 0	0 0	0 0	3 0	0
molesting a minor	0 0	0 0	3 0	0 0	3 0	0 0	0 0	0 0	0 0	0 0	3 0	0
sexual battery	1 0	4 0	3 0	0 0	8 0	0 0	0 0	0 0	0 0	0 0	8 0	0
escape	0 0	2 0	0 0	0 0	2 0	0 0	0 0	1 0	0 0	1 0	3 0	0
cpwl & concealed wea	1 0	7 0	4 0	0 0	12 0	0 0	1 0	0 0	0 0	1 0	13 0	0
shoplifting	3 0	4 0	5 0	0 0	12 0	1 0	13 0	6 0	0 0	20 0	32 0	0
pointing gun at anot	1 0	3 0	4 0	0 0	8 0	0 0	0 0	0 0	0 0	0 0	8 0	0
deadly weapons in pu	1 0	1 0	0 0	0 0	2 0	0 0	0 0	0 0	0 0	0 0	2 0	0
crmnl attempt	1 0	0 0	0 0	0 0	1 0	0 0	0 0	0 0	0 0	0 0	1 0	0
other misdemeanor	4 0	37 0	17 0	0 0	58 0	2 0	6 0	10 0	0 0	18 0	76 0	0
riot	0 0	0 0	1 0	0 0	1 0	0 0	0 0	0 0	0 0	0 0	1 0	0
fighting in public p	0 0	2 0	0 0	0 0	2 0	0 0	0 0	0 0	0 0	0 0	2 0	0
family violence batt	0 0	1 0	0 0	0 0	1 0	0 0	0 0	0 0	0 0	0 0	1 0	0
cruelty to animals	0 0	1 0	0 0	0 0	1 0	0 0	0 0	0 0	0 0	0 0	1 0	0
lottery violation	0 0	0 0	0 0	0 0	0 0	0 0	1 0	0 0	0 0	1 0	1 0	0
off agnst pub hlth/m	0 0	4 0	5 0	0 0	9 0	0 0	0 0	0 0	0 0	0 0	9 0	0
gambling & related o	0 0	2 0	2 0	0 0	4 0	0 0	1 0	1 0	0 0	2 0	6 0	0
fairl fil/mntn abort	0 0	0 0	1 0	0 0	1 0	0 0	0 0	0 0	0 0	0 0	1 0	0
involuntary manslaug	0 0	0 0	1 0	0 0	1 0	0 0	0 0	0 0	0 0	0 0	1 0	0

(continued)

Probationer Statistical Profile

Sample: Active & admin probationers, not in facilities  
Act probationers 03/17/2003

Requestor: Nancy Phillips, Statistician

Most serious offense by current age & sex (continued)

Most serious offense	Men						Women						Grand Total	%
	age 00-21	age 22-39	age 40-98	age UNKWN	Men Total	Men %	age 00-21	age 22-39	age 40-98	age UNKWN	Women Total	Women %		
interference with cu	0	1	1	0	2	0	2	1	0	3	5	0		
theft by deception <	0	1	1	0	2	0	3	0	0	3	5	0		
theft/lost/property<	1	3	0	0	4	0	0	0	0	0	4	0		
theft by conversion	0	4	0	0	4	0	2	2	0	4	8	0		
theft motor vehicle,	0	3	2	0	5	1	0	0	0	1	6	0		
conversn paymnt real	0	1	0	0	1	0	0	0	0	0	1	0		
entrng mot veh crim	0	5	0	0	5	0	1	1	0	2	7	0		
viol forgery&fraud p	1	1	2	0	4	0	1	1	0	2	6	0		
tpos/use drug rel ob	0	1	0	0	1	0	0	2	0	2	3	0		
obtn/attmpt drugs il	0	0	4	0	4	0	1	3	0	4	8	0		
viol dangerous drugs	0	2	0	0	2	0	0	1	0	1	3	0		
mfg/dist imitate con	0	3	1	0	4	0	1	0	0	1	5	0		
misc abuse govt offi	0	0	0	0	0	0	0	1	0	1	1	0		
misc escape & other	0	1	0	0	1	0	0	0	0	0	1	0		
misc offns relt jud	0	0	1	0	1	0	0	0	0	0	1	0		
misc obstruction off	0	1	1	0	2	0	0	0	0	0	2	0		
misc sexual offenses	1	2	1	0	4	0	0	0	0	0	4	0		
providing sex mat mi	0	1	1	0	2	0	0	0	0	0	2	0		
exhibit sex shows mi	0	0	1	0	1	0	0	0	0	0	1	0		
dng instrmtalties &	0	1	0	0	1	0	0	0	0	0	1	0		
viol acts rsale plnt	1	0	0	0	1	0	0	0	0	0	1	0		
viol alcoh bev regs	0	0	1	0	1	0	0	0	0	0	1	0		
furnish liquor to mi	2	0	2	0	4	0	0	0	0	0	4	0		
poss alc bev by juve	1	2	1	0	4	0	0	0	0	0	4	0		
veh homicide tit 40	0	1	1	0	2	0	0	1	0	1	3	0		
viol motor veh licen	0	3	1	0	4	0	0	0	0	0	4	0		
conspiracy commit mis	1	0	0	0	1	0	0	0	0	0	1	0		
misc misdemeanor	3	21	14	0	38	1	14	8	0	23	61	0		
misc invasion of pri	0	0	1	0	1	0	0	0	0	0	1	0		
misc contraband/smug	0	0	1	0	1	0	0	0	0	0	1	0		
viol othr states law	0	2	1	0	3	0	0	0	0	0	3	0		

(continued)

Probationer Statistical Profile

Sample: Active & admin probationers, not in facilities  
Act probationers 03/17/2003

Requestor: Nancy Phillips, Statistician

Most serious offense by current age & sex (continued)

Most serious offense	Men					Women					Grand Total	%
	age 00-21 %	age 22-39 %	age 40-98 %	age UNKWN %	Men Total %	age 00-21 %	age 22-39 %	age 40-98 %	age UNKWN %	Women Total %		
-----												
FELONIES	-----											
MISC HOMICIDE OFFENS	1 0	6 0	5 0	0 0	12 0	1 0	2 0	1 0	0 0	4 0	16 0	
MURDER	1 0	4 0	6 0	0 0	11 0	0 0	7 0	1 0	0 0	8 0	19 0	
VOLUNTARY MANSLAUGHT	3 0	75 0	94 0	0 0	172 0	0 0	34 0	43 1	0 0	77 0	249 0	
INVOLUNTARY MANSLAUG	4 0	56 0	35 0	0 0	95 0	1 0	20 0	8 0	0 0	29 0	124 0	
FETICIDE	0 0	3 0	0 0	0 0	3 0	0 0	0 0	0 0	0 0	0 0	3 0	
VEHICULAR HOMICIDE	7 0	179 0	115 0	0 0	301 0	2 0	34 0	21 0	0 0	57 0	358 0	
HOMICIDE BY PILOT,DU	0 0	0 0	2 0	0 0	2 0	0 0	0 0	0 0	0 0	0 0	2 0	
CONCEAL DEATH OF ANO	0 0	2 0	1 0	0 0	3 0	0 0	0 0	0 0	0 0	0 0	3 0	
ATMPT MURDER	2 0	4 0	15 0	0 0	21 0	0 0	2 0	8 0	0 0	10 0	31 0	
MISC ABORTION	0 0	0 0	0 0	0 0	0 0	0 0	1 0	0 0	0 0	1 0	1 0	
CRMNL ABORTION	0 0	2 0	0 0	0 0	2 0	0 0	0 0	0 0	0 0	0 0	2 0	
MISC ASSAULT/BATTERY	2 0	108 0	62 0	0 0	172 0	0 0	8 0	5 0	0 0	13 0	185 0	
FAMILY VIOLENCE BATT	2 0	15 0	4 0	0 0	21 0	0 0	1 0	0 0	0 0	1 0	22 0	
AGGRAV ASSAULT	408 4	3842 7	2409 8	0 0	6659 7	120 6	917 5	449 6	0 0	1486 6	8145 7	
ATMPT AGGRAV ASSAULT	1 0	21 0	13 0	0 0	35 0	2 0	6 0	3 0	0 0	11 0	46 0	
AGGRAV BATTERY	51 1	444 1	275 1	0 0	770 1	7 0	54 0	28 0	0 0	89 0	859 1	
TERRORIST THREATS &	130 1	775 1	588 2	0 0	1493 2	23 1	105 1	47 1	0 0	175 1	1668 1	
FALSE IMPRISONMENT	16 0	225 0	87 0	0 0	328 0	1 0	13 0	4 0	0 0	18 0	346 0	
FALSE IMPRIS COLOR L	0 0	0 0	1 0	0 0	1 0	0 0	1 0	0 0	0 0	1 0	2 0	
KIDNAPPING	2 0	83 0	44 0	0 0	129 0	0 0	2 0	1 0	0 0	3 0	132 0	
INTERFERENCE WITH CU	10 0	28 0	13 0	0 0	51 0	2 0	17 0	5 0	0 0	24 0	75 0	
AGGRAV ASSAULT POLCE	9 0	118 0	92 0	0 0	219 0	2 0	14 0	11 0	0 0	27 0	246 0	
AGGRAV BATTERY PEACE	2 0	5 0	1 0	0 0	8 0	0 0	2 0	0 0	0 0	2 0	10 0	
SIMPLE BATTERY	7 0	79 0	45 0	0 0	131 0	1 0	14 0	1 0	0 0	16 0	147 0	
RECK COND	0 0	8 0	3 0	0 0	11 0	0 0	5 0	0 0	0 0	5 0	16 0	
INJURY BY VEHICLE	1 0	7 0	4 0	0 0	12 0	0 0	1 0	0 0	0 0	1 0	13 0	
STALKING	2 0	17 0	21 0	0 0	40 0	0 0	1 0	0 0	0 0	1 0	41 0	
AGGRAV STALKING	25 0	463 1	320 1	0 0	808 1	4 0	33 0	20 0	0 0	57 0	865 1	
ATMPT KIDNAP	0 0	4 0	5 0	0 0	9 0	0 0	0 0	0 0	0 0	0 0	9 0	
ARSON MISC	2 0	15 0	14 0	0 0	31 0	1 0	4 0	6 0	0 0	11 0	42 0	
ARSON 1ST DEGREE	21 0	178 0	133 0	0 0	332 0	6 0	68 0	52 1	0 0	126 0	458 0	

(continued)

Probationer Statistical Profile

Sample: Active & admin probationers, not in facilities  
Act probationers 03/17/2003

Requestor: Nancy Phillips, Statistician

Most serious offense by current age & sex (continued)

Most serious offense	Men					Women					Grand Total	%
	age 00-21	age 22-39	age 40-98	age UNKWN	Men Total	age 00-21	age 22-39	age 40-98	age UNKWN	Women Total		
ARSON 2ND DEGREE	9	47	23	0	79	0	12	6	0	18	97	0
ARSON 3RD DEGREE	4	15	4	0	23	2	7	2	0	11	34	0
CRMNL POSS EXPLOSIVE	2	3	3	0	8	0	3	1	0	4	12	0
CRMNL POSS INCENDIAR	0	1	0	0	1	0	0	0	0	0	1	0
MISC CRIMINAL DAMAGE	4	14	3	0	21	1	3	0	0	4	25	0
CRMNL DAMAGE 1ST DEG	38	188	69	0	295	9	30	7	0	46	341	0
CRMNL DAMAGE 2ND DEG	165	427	128	0	720	45	134	36	0	215	935	1
DAMAGE,DESTROY SECR	2	18	7	0	27	0	4	3	0	7	34	0
VANDALISM TO CHURCH	3	7	1	0	11	0	1	1	0	2	13	0
ALTER ID	19	36	9	0	64	1	5	2	0	8	72	0
BURGLARY	1509	5851	1776	6	9136	111	597	186	2	894	10030	8
POSS BURGLAR TOOLS	63	92	26	0	181	4	16	1	0	21	202	0
ATMPT BURGLARY	53	72	26	0	151	2	3	3	0	8	159	0
MISC FORGERY	2	23	10	0	35	3	17	7	0	27	62	0
FORGERY 1ST DEGREE	390	3302	1590	5	5282	321	3107	1248	15	4676	9958	8
FORGERY 2ND DEGREE	35	186	45	0	266	11	75	24	0	110	376	0
BAD CHECKS	7	148	140	0	295	10	177	72	1	259	554	0
ILLEGAL USE-CREDIT C	3	11	5	0	19	0	13	2	0	15	34	0
THEFT CREDIT CARD	24	95	19	0	138	20	81	17	0	118	256	0
FORGERY CREDIT CARD	5	24	3	0	32	10	53	6	0	69	101	0
FRAUDULENT CREDIT CA	59	333	84	0	476	77	406	76	1	559	1035	1
CRMNL POSS CREDIT CA	2	6	2	0	10	0	1	1	0	2	12	0
RECV GDS,SRVS FRAUD	1	9	6	0	16	1	20	16	0	37	53	0
TELECOMMUNICATIONS F	0	15	9	0	24	1	8	1	0	10	34	0
ATMPT FORGERY	1	2	1	0	4	1	2	5	0	8	12	0
FAILR PAY NATRL PRD/	0	1	2	0	3	0	0	1	0	1	4	0
FRAUDULENT ACCESS CO	2	38	6	0	46	4	40	2	0	46	92	0
MISC FRAUD	10	133	87	0	230	11	130	73	1	214	444	0
THEFT BY TAKING	733	3377	1572	5	5682	246	1905	861	11	3012	8694	7
THEFT BY DECEPTION	13	199	191	1	403	10	146	75	1	231	634	1
THEFT BY EXTORTION	1	8	3	0	12	0	6	4	0	10	22	0
THEFT OF LOST PROPER	5	11	10	0	26	0	7	2	0	9	35	0
THEFT BY REC STOLEN	632	2000	591	2	3223	49	293	78	1	420	3643	3
THEFT OF SERVICES	6	40	32	0	78	0	20	10	0	30	108	0
THEFT BY CONVERSION	13	199	217	1	429	4	134	80	1	218	647	1

(continued)



Probationer Statistical Profile

Sample: Active & admin probationers, not in facilities  
Act probationers 03/17/2003

Requestor: Nancy Phillips, Statistician

Most serious offense by current age & sex (continued)

Most serious offense	Men						Women						Grand Total	%
	age 00-21	age 22-39	age 40-98	age UNKWN	Men Total	Men %	age 00-21	age 22-39	age 40-98	age UNKWN	Women Total	Women %		
THEFT OF TRADE SECRE	0	1	1	0	2	1	1	0	0	2	4	0		
CONVSN PAYMNTS REAL	0	6	19	0	25	0	0	0	0	0	25	0		
ATMPT THEFT BY TAKIN	2	0	1	0	3	0	0	0	0	3	0	0		
THEFT OF MOTOR VEH,	157	483	152	0	792	15	57	14	0	86	878	1		
THEFT OF LEASED PERS	0	2	0	0	2	0	3	0	0	3	5	0		
THEFT BRING PROP IN	11	60	19	0	90	4	7	3	0	14	104	0		
THEFT RECV PROP OUT	4	15	1	0	20	0	5	1	0	6	26	0		
LIVESTOCK THEFT	2	6	3	0	11	1	2	0	0	3	14	0		
THEFT BY SHOPLIFTING	127	625	436	0	1188	247	1022	416	5	1685	2873	2		
ENTERING VEHICLE	431	580	101	0	1112	15	39	8	0	62	1174	1		
STEAL ALTER PUBLIC D	0	2	0	0	2	0	0	1	0	1	3	0		
ROBBERY	245	1183	322	0	1750	30	129	39	0	198	1948	2		
ARMED ROBBERY	25	437	184	0	646	5	28	12	0	45	691	1		
ROBBERY BY FORCE	0	4	0	0	4	0	0	0	0	0	4	0		
ROBBERY BY INTIMIDAT	0	3	0	0	3	0	0	1	0	1	4	0		
ROBBERY BY SUDDEN SN	1	3	0	0	4	0	0	1	0	1	5	0		
HIJACKING MOTOR VEHI	0	2	0	0	2	1	0	0	0	1	3	0		
ATMPT ROBBERY	23	65	21	0	109	1	4	0	0	5	114	0		
ATMPT ARMED ROBBERY	11	37	1	0	49	0	3	0	0	3	52	0		
MISC SEXUAL	1	35	37	0	73	0	2	1	0	3	76	0		
RAPE	5	121	115	0	241	0	0	0	0	0	241	0		
SODOMY	9	20	41	0	70	1	2	0	0	3	73	0		
AGGRAV SODOMY	3	44	76	0	123	0	0	1	0	1	124	0		
BESTIALITY	0	0	1	0	1	0	0	0	0	0	1	0		
SEDUCTION	0	0	1	0	1	0	0	1	0	1	2	0		
INCEST	9	34	120	0	163	0	5	7	0	12	175	0		
BIGAMY	0	6	11	0	17	0	1	0	0	1	18	0		
AGGRAV SEXUAL BATTER	3	27	27	0	57	0	1	0	0	1	58	0		
PANDERING BY COMPULS	0	2	5	0	7	0	0	0	0	0	7	0		
STATUTORY RAPE	295	992	99	0	1386	4	29	4	0	37	1423	1		
CHILD MOLESTATION	150	919	1405	5	2474	6	46	26	0	78	2552	2		
ENTICING CHILD-INDEC	24	115	109	0	248	2	17	5	0	24	272	0		
AGGRAV CHILD MOLESTA	15	105	177	1	297	0	4	3	0	7	304	0		
NECROPHILIA	0	1	0	0	1	0	0	1	0	1	2	0		
SEXL/ASSLT/AGN/PERS/	0	27	14	0	41	0	6	3	0	9	50	0		

(continued)

Probationer Statistical Profile

Sample: Active & admin probationers, not in facilities  
Act probationers 03/17/2003

Requestor: Nancy Phillips, Statistician

Most serious offense by current age & sex (continued)

Most serious offense	Men						Women						Grand Total	%
	age 00-21	age 22-39	age 40-98	age UNKWN	Men Total	Men %	age 00-21	age 22-39	age 40-98	age UNKWN	Women Total	Women %		
SEXUAL ASLT BY THERA	0	1	0	0	1	0	0	0	0	0	0	1	0	
SOLICIT SODOMY FROM	0	5	5	0	10	0	1	0	0	0	1	11	0	
ATMPT RAPE	2	27	17	0	46	1	0	0	0	0	1	47	0	
ATMPT SODOMY	0	0	3	0	3	0	0	0	0	0	0	3	0	
ATMPT AGGRAV SODOMY	0	0	2	0	2	0	0	0	0	0	0	2	0	
AGG ASLT W ATMPT TO	2	1	0	0	3	0	0	0	0	0	0	3	0	
MISC OBSCENITY	0	1	3	0	4	0	0	0	0	0	0	4	0	
DISTRIBUTING OBSCENE	0	1	3	0	4	0	1	1	0	0	2	6	0	
DISTR MAT DEPICT NUD	0	4	4	0	8	0	0	0	0	0	0	8	0	
PROV SEX MATER TO MI	0	0	2	0	2	0	0	0	0	0	0	2	0	
MISC PUBLIC ORDER	0	4	1	0	5	0	0	1	0	0	1	6	0	
TREASON	0	0	0	0	0	0	1	0	0	0	1	1	0	
INSURRECTION	0	1	0	0	1	0	0	0	0	0	0	1	0	
INCITING TO INSURREC	1	0	1	0	2	0	0	0	0	0	0	2	0	
ADVOC OVERTHROW OF G	0	0	1	0	1	0	0	0	0	0	0	1	0	
FALSE SWEARNG WRITTN	4	34	14	0	52	8	23	4	0	0	35	87	0	
ABUSE OF GOVT OFFICE	1	0	1	0	2	0	0	0	0	0	0	2	0	
BRIBERY GOVT OFFICER	1	10	12	0	23	0	6	1	0	0	7	30	0	
VIOL OATH PUBLIC OFF	0	3	2	0	5	0	1	1	0	0	2	7	0	
INFLUENCE LEGISLATIV	0	0	1	0	1	0	0	0	0	0	0	1	0	
INFLUENCE GOVT OFFIC	0	2	0	0	2	0	0	0	0	0	0	2	0	
DEFRAUDING STATE	0	14	31	0	45	0	161	106	1	0	267	312	0	
FALSE CERTIFICATES	0	4	1	0	5	0	8	0	0	0	8	13	0	
INFLUENCING WITNESS	1	10	5	0	16	0	6	3	0	0	9	25	0	
OBSTR OF LAW ENF OFF	204	1203	401	0	1808	40	216	122	2	0	378	2186	2	
MISC JUDICIAL PROCEE	0	0	3	0	3	1	0	0	0	0	1	4	0	
PERJURY	1	14	11	0	26	0	15	6	0	0	21	47	0	
FALSE SWEARING	2	20	6	0	28	6	16	9	0	0	31	59	0	
SUBORNATION OF PERJU	0	0	1	0	1	0	1	1	0	0	2	3	0	
IMPERSONATION	1	8	2	0	11	0	2	1	0	0	3	14	0	
IMPERSONATING OFFICE	4	39	15	0	58	0	3	0	0	0	3	61	0	
BARRATRY	0	7	1	0	8	0	1	1	0	0	2	10	0	
EMBRACERY	0	1	0	0	1	0	3	0	0	0	3	4	0	
FALSE STATEMENTS GOV	20	92	41	0	153	7	79	26	0	0	112	265	0	
UNAUTH REPRESTN PEAC	0	0	1	0	1	0	0	0	0	0	0	1	0	

(continued)

Probationer Statistical Profile

Sample: Active & admin probationers, not in facilities  
Act probationers 03/17/2003

Requestor: Nancy Phillips, Statistician

Most serious offense by current age & sex (continued)

Most serious offense	Men						Women						Grand Total	%
	age 00-21	age 22-39	age 40-98	age UNKWN	Men Total	Men %	age 00-21	age 22-39	age 40-98	age UNKWN	Women Total	Women %		
IMPRSNTNG ANTHR RBAL	0	2	0	0	2	0	0	2	0	0	2	4		
ESCAPE	9	95	45	0	149	1	23	6	0	30	179			
AIDING ESCAPE	2	5	0	0	7	1	9	1	0	11	18			
HINDERING APPREH OR	12	55	19	0	86	12	40	24	0	76	162			
COMPOUNDING A CRIME	0	1	0	0	1	0	4	0	0	4	5			
MUTINY IN PENAL INST	0	1	0	0	1	0	0	0	0	0	1			
BAIL JUMPING	0	30	8	0	38	0	4	1	0	5	43			
ATMPT ESCAPE	0	0	2	0	2	0	1	0	0	1	3			
FALSE PUBLIC ALARM	16	15	1	0	32	2	2	1	0	5	37			
CRMNL INTERFERE GOVT	55	184	78	0	317	8	18	17	0	43	360			
MISC GAMBLING/RELATE	0	0	1	0	1	0	0	0	0	0	1			
COMMERICAL GAMBLING	0	6	13	0	19	0	2	8	0	10	29			
COMMUNICATING GAMBL	0	1	2	0	3	0	0	0	0	0	3			
BRIBERY OF CONTESTAN	0	3	1	0	4	0	1	0	0	1	5			
GAMBLING ACT ON BUSI	0	0	0	0	0	0	1	0	0	1	1			
DOGFIGHTING	4	32	6	0	42	0	2	1	0	3	45			
BINGO UNDR 12-22 OR	0	0	1	0	1	0	0	0	0	0	1			
LOTTERY VIOLATION	0	5	2	0	7	1	10	1	0	12	19			
BOARDING BUS W/CONCL	1	2	1	0	4	1	0	0	0	1	5			
REMOVAL BAGGAGE,CARG	1	0	0	0	1	0	0	0	0	0	1			
CRUELTY TO CHILDREN	25	512	328	0	865	13	426	151	0	590	1455			
SEX EXPLOITATION CHI	3	19	24	0	46	1	6	1	0	8	54			
ABANDONMENT OF CHILD	0	37	33	0	70	1	3	3	0	7	77			
UNLWFL AD ADOPT CHIL	0	0	0	0	0	0	1	0	0	1	1			
CNTRBTNG DELINQENCY	4	5	2	0	11	0	7	1	0	8	19			
MISC WEAPON/EXPLOSIV	15	23	8	0	46	2	0	0	0	2	48			
CARRY CONCEALED WEAP	17	55	10	0	82	0	1	1	0	2	84			
CARRY PISTL WITHOUT	0	5	1	0	6	0	0	0	0	0	6			
ALTER PISTL LICENSE	1	0	0	0	1	0	0	0	0	0	1			
MACHINE GUN ACTIVITI	0	0	1	0	1	0	0	0	0	0	1			
POSS OF FIREARM DUR	51	551	246	0	848	0	43	34	0	77	925			
POSS OF CERTAIN WEAP	27	106	58	0	191	4	5	3	0	12	203			
POSS FIREARM CONVCT	23	1054	947	0	2024	0	70	51	0	121	2145			
CARRY WEAPON AT SCHO	86	54	2	0	142	20	4	2	0	26	168			
GUARD LINE WITH WEAP	1	2	0	0	3	0	1	1	0	2	5			

(continued)

Probationer Statistical Profile

Sample: Active & admin probationers, not in facilities  
Act probationers 03/17/2003

Requestor: Nancy Phillips, Statistician

Most serious offense by current age & sex (continued)

Most serious offense	Men						Women						Grand Total	%
	age 00-21	age 22-39	age 40-98	age UNKWN	Men Total	Men %	age 00-21	age 22-39	age 40-98	age UNKWN	Women Total	Women %		
POSS WEAPON BY PRISO	1 0	11 0	0 0	0 0	12 0	0 0	0 0	0 0	0 0	0 0	0 0	12 0	0	
DESTROY/INJUR POLICE	0 0	1 0	0 0	0 0	1 0	0 0	0 0	0 0	0 0	0 0	0 0	1 0	0	
MISUSE FIREARM HUNTI	0 0	1 0	3 0	0 0	4 0	0 0	0 0	0 0	0 0	0 0	0 0	4 0	0	
CRUELTY TO ANIMALS	1 0	3 0	1 0	0 0	5 0	0 0	0 0	0 0	0 0	0 0	0 0	5 0	0	
AGGRAV CRUELTY TO AN	0 0	1 0	1 0	0 0	2 0	0 0	0 0	0 0	0 0	0 0	0 0	2 0	0	
MISC INVASION OF PRI	0 0	2 0	1 0	0 0	3 0	0 0	0 0	0 0	1 0	0 0	1 0	4 0	0	
EAVESDROP & SURVEILL	0 0	9 0	7 0	0 0	16 0	0 0	0 0	0 0	0 0	0 0	0 0	16 0	0	
PEEPING TOM	2 0	82 0	38 0	0 0	122 0	0 0	1 0	0 0	0 0	0 0	1 0	123 0	0	
P/S/D OF EAVESDROP D	0 0	1 0	0 0	0 0	1 0	0 0	0 0	0 0	0 0	0 0	0 0	1 0	0	
RACKETEERING	0 0	9 0	19 0	0 0	28 0	0 0	6 0	7 0	0 0	13 0	0 0	41 0	0	
S/D NARCOTICS, OPIAT	32 0	334 1	179 1	0 0	545 1	5 0	56 0	47 1	0 0	108 0	0 0	653 1	0	
S/D DEP,STIM,CNTRF D	27 0	252 0	117 0	0 0	396 0	7 0	49 0	36 0	0 0	92 0	0 0	488 0	0	
S/D OF LSD	5 0	27 0	2 0	0 0	34 0	1 0	0 0	1 0	0 0	2 0	0 0	36 0	0	
S/D OF MARIJUANA	322 3	1635 3	433 1	0 0	2390 2	26 1	229 1	119 1	0 0	374 1	0 0	2764 2	0	
S/D OF ALCOHOLIC IN	0 0	0 0	1 0	0 0	1 0	0 0	0 0	0 0	0 0	0 0	0 0	1 0	0	
POSS NARCOTICS, OPIA	63 1	492 1	292 1	0 0	847 1	13 1	128 1	92 1	0 0	233 1	0 0	1080 1	0	
POSS DEP,STIM,CNTRF	73 1	559 1	306 1	0 0	938 1	22 1	247 1	108 1	0 0	377 1	0 0	1315 1	0	
POSS OF LSD	17 0	65 0	3 0	0 0	85 0	1 0	7 0	3 0	0 0	11 0	0 0	96 0	0	
POSS OF MARIJUANA	298 3	1367 2	422 1	0 0	2087 2	37 2	232 1	114 1	0 0	383 1	0 0	2470 2	0	
ILLEGAL POSS/MANF LI	1 0	4 0	4 0	0 0	9 0	0 0	0 0	0 0	0 0	0 0	0 0	9 0	0	
ILLEGAL ATTM TO OBT	3 0	59 0	49 0	0 0	111 0	2 0	104 1	77 1	0 0	183 1	0 0	294 0	0	
VIOL GA CNTRL SBST A	1283 13	9242 16	4276 15	0 0	14801 15	230 11	2380 14	1399 17	0 0	4009 15	0 0	18810 15	0	
VIOL DNGROUS DRGS AC	8 0	69 0	23 0	0 0	100 0	2 0	23 0	16 0	0 0	41 0	0 0	141 0	0	
UNLWFL MFG/DEL/DIST	8 0	57 0	42 0	0 0	107 0	0 0	10 0	4 0	0 0	14 0	0 0	121 0	0	
FURNISH LIQUOR TO MI	0 0	1 0	0 0	0 0	1 0	0 0	0 0	0 0	0 0	0 0	0 0	1 0	0	
POSS DRUG RELATED MA	6 0	19 0	13 0	0 0	38 0	1 0	11 0	4 0	0 0	16 0	0 0	54 0	0	
S/D CONT SUB PUBLIC	16 0	62 0	16 0	0 0	94 0	4 0	13 0	8 0	0 0	25 0	0 0	119 0	0	
S/D CONT SUB SCHOOL	14 0	51 0	4 0	0 0	69 0	1 0	11 0	0 0	0 0	12 0	0 0	81 0	0	
S/D COCAINE	287 3	2207 4	808 3	0 0	3302 3	24 1	285 2	220 3	0 0	529 2	0 0	3831 3	0	
POSS OF COCAINE	585 6	3923 7	2261 8	0 0	6769 7	61 3	839 5	587 7	0 0	1487 6	0 0	8256 7	0	
ATMPT VIOL SUBSTANCE	12 0	164 0	165 1	0 0	341 0	5 0	95 1	79 1	0 0	179 1	0 0	520 0	0	
MISC DRUGS TRAFFICKI	2 0	47 0	28 0	0 0	77 0	1 0	14 0	4 0	0 0	19 0	0 0	96 0	0	
TRAF COCAINE LESS 20	5 0	128 0	98 0	0 0	231 0	1 0	23 0	27 0	0 0	51 0	0 0	282 0	0	
TRAF COCAINE 201-400	4 0	21 0	21 0	0 0	46 0	0 0	4 0	4 0	0 0	8 0	0 0	54 0	0	
TRAF COCAINE 401+ GM	0 0	9 0	13 0	0 0	22 0	0 0	1 0	3 0	0 0	4 0	0 0	26 0	0	

(continued)

Probationer Statistical Profile

Sample: Active & admin probationers, not in facilities  
Act probationers 03/17/2003

Requestor: Nancy Phillips, Statistician

Most serious offense by current age & sex (continued)

Most serious offense	Men						Women						Grand Total	%
	age 00-21	age 22-39	age 40-98	age UNKWN	Men Total	Men %	age 00-21	age 22-39	age 40-98	age UNKWN	Women Total	Women %		
TRAF NARCOTIC LESS 1	0	3	1	0	4	1	0	0	0	0	1	5		
TRAF NARCOTIC 15-28	1	3	0	0	4	0	1	1	0	0	2	6		
TRAF NARCOTIC 29+ GM	0	2	0	0	2	0	0	1	0	0	1	3		
TRAF MARIJNA 101-200	1	15	19	0	35	1	4	3	0	0	8	43		
TRAF MARIJNA 2001-10	0	4	0	0	4	0	1	0	0	0	1	5		
TRAF MARIJNA 10001+	0	3	2	0	5	0	0	0	0	0	0	5		
TRAF METHAQUALONE< 4	0	4	6	0	10	1	1	2	0	0	4	14		
TRAF METHAQUALONE>=4	0	2	2	0	4	0	1	0	0	0	1	5		
TRAF AMPHTMINE 28-19	0	8	6	0	14	0	2	2	0	0	4	18		
TRAF AMPHTMINE 200-3	0	1	4	0	5	0	0	2	0	0	2	7		
TRAF AMPHTMINE 400+	0	1	0	0	1	0	1	0	0	0	1	2		
CNSPIRE TRAFFIC CNTR	0	1	1	0	2	0	2	1	0	0	3	5		
TRANSACTIONS DRUG OB	0	0	1	0	1	0	0	0	0	0	0	1		
TRANSACTIONS CNTRFT	1	1	0	0	2	0	0	1	0	0	1	3		
USE COMM FACLT Y VIO	1	6	13	0	20	2	2	4	0	0	8	28		
ATT/CONSPRCY COMMT C	5	18	12	0	35	1	15	10	0	0	26	61		
UNAUTH DIST CONTRLLD	1	2	8	0	11	0	2	2	0	0	4	15		
ILLGL DIST CONTRLLD	2	9	8	0	19	0	2	0	0	0	2	21		
VIOL MOTOR VEHICLE L	13	137	124	0	274	0	24	21	0	0	45	319		
ALTER CAR TITLE	0	1	4	0	5	0	0	0	0	0	0	5		
DRVNG HABTL VIOLATOR	3	822	1130	4	1955	2	65	92	1	0	157	2112		
HABIT TRAF VOIL/IMPA	0	151	187	1	338	0	15	25	0	0	40	378		
HABIT TRAF VIOL/OTHE	2	197	191	1	390	0	12	15	0	0	27	417		
DSTL ALCOHOL BEVERAG	0	0	3	0	3	0	0	0	0	0	0	3		
POSS CONTRABAND ARTI	2	1	2	0	5	0	1	1	0	0	2	7		
TRNSPRT CONTRABAND A	1	1	0	0	2	0	2	3	0	0	5	7		
CONCEAL CONTRABAND	0	2	0	0	2	0	0	0	0	0	0	2		
MISC MRALS/PBLIC H/S	2	4	5	0	11	0	0	1	0	0	1	12		
VIOL GAME AND FISH L	0	1	1	0	2	0	0	0	0	0	0	2		
MISC CORRECTIONL INS	2	7	4	0	13	0	3	1	0	0	4	17		
VIOLATN OTHR STATES	34	201	89	0	324	7	79	31	0	0	117	441		
CONSPIRACY	11	43	19	0	73	3	31	10	0	0	44	117		
INTERMARRIAGE CLOSE	0	0	0	0	0	0	1	0	0	0	1	1		
CRMNL ATMP T	46	202	104	0	352	7	69	43	1	0	119	471		
AIRCRAFT HIJACKING	0	1	0	0	1	0	0	0	0	0	0	1		

(continued)

Probationer Statistical Profile

Sample: Active & admin probationers, not in facilities  
Act probationers 03/17/2003

Requestor: Nancy Phillips, Statistician

Most serious offense by current age & sex (continued)

Most serious offense	Men					Women					Grand Total	%	
	age 00-21	age 22-39	age 40-98	age UNKWN	Men Total	age 00-21	age 22-39	age 40-98	age UNKWN	Women Total			
UNAUTH DIST RECRD DE	2 0	4 0	5 0	0 0	11 0	0 0	0 0	0 0	0 0	0 0	0 0	11 0	
CRMNL SOLICITATION	0 0	12 0	13 0	0 0	25 0	1 0	4 0	2 0	0 0	7 0	0 0	32 0	
PARTY TO A CRIME	3 0	11 0	2 0	0 0	16 0	0 0	6 0	5 0	0 0	11 0	0 0	27 0	
CRMNL TRESPASSING	3 0	6 0	3 0	0 0	12 0	1 0	0 0	2 0	0 0	3 0	0 0	15 0	
GANG PARTICIPATION	1 0	2 0	0 0	0 0	3 0	0 0	0 0	0 0	0 0	0 0	0 0	3 0	
Total reported	10001	57513	29077	0	96591	2082	16780	8131	0	26993		123584	
Percent Reported	100.0	100.0	100.0		100.0	100.0	100.0	100.0		100.0		100.0	
NOT REPORTED	4	23	7	0	34	0	6	2	0	8		42	
Total	10005	57536	29084	0	96625	2082	16786	8133	0	27001		123626	

Probationer Statistical Profile

Sample: Active & admin probationers, not in facilities  
Act probationers 03/17/2003

Requestor: Nancy Phillips, Statistician

Most serious crime type by current age & sex

Crime type	Men					Women					Grand Total	%
	age 00-21	age 22-39	age 40-98	age UNKWN	Men Total	age 00-21	age 22-39	age 40-98	age UNKWN	Women Total		
VIOL/PERSN	1021 10	8927 16	5191 18	0 0	15139 16	219 11	1890 11	867 11	0 0	2976 11	18115 15	
NVIOL/PERS	166 2	707 1	353 1	0 0	1226 1	25 1	77 0	50 1	0 0	152 1	1378 1	
PROPERTY	4609 46	19136 33	7727 27	0 0	31472 33	1256 60	8947 53	3587 44	0 0	13790 51	45262 37	
DRUG SALES	737 7	4932 9	1847 6	0 0	7516 8	76 4	731 4	502 6	0 0	1309 5	8825 7	
DRUG POSSN	2365 24	16044 28	7839 27	0 0	26248 27	375 18	4087 24	2495 31	0 0	6957 26	33205 27	
ALCOHOL	4 0	7 0	12 0	0 0	23 0	0 0	0 0	1 0	0 0	1 0	24 0	
HABIT/DUI	27 0	1386 2	1719 6	0 0	3132 3	2 0	133 1	167 2	0 0	302 1	3434 3	
SEX OFFEND	524 5	2501 4	2285 8	0 0	5310 5	15 1	119 1	53 1	0 0	187 1	5497 4	
OTHER	552 6	3896 7	2111 7	0 0	6559 7	114 5	802 5	411 5	0 0	1327 5	7886 6	
Total reported	10005	57536	29084	0	96625	2082	16786	8133	0	27001	123626	
Percent Reported	100.0	100.0	100.0		100.0	100.0	100.0	100.0		100.0	100.0	
NOT REPORTED	0	0	0	0	0	0	0	0	0	0	0	
Total	10005	57536	29084	0	96625	2082	16786	8133	0	27001	123626	