
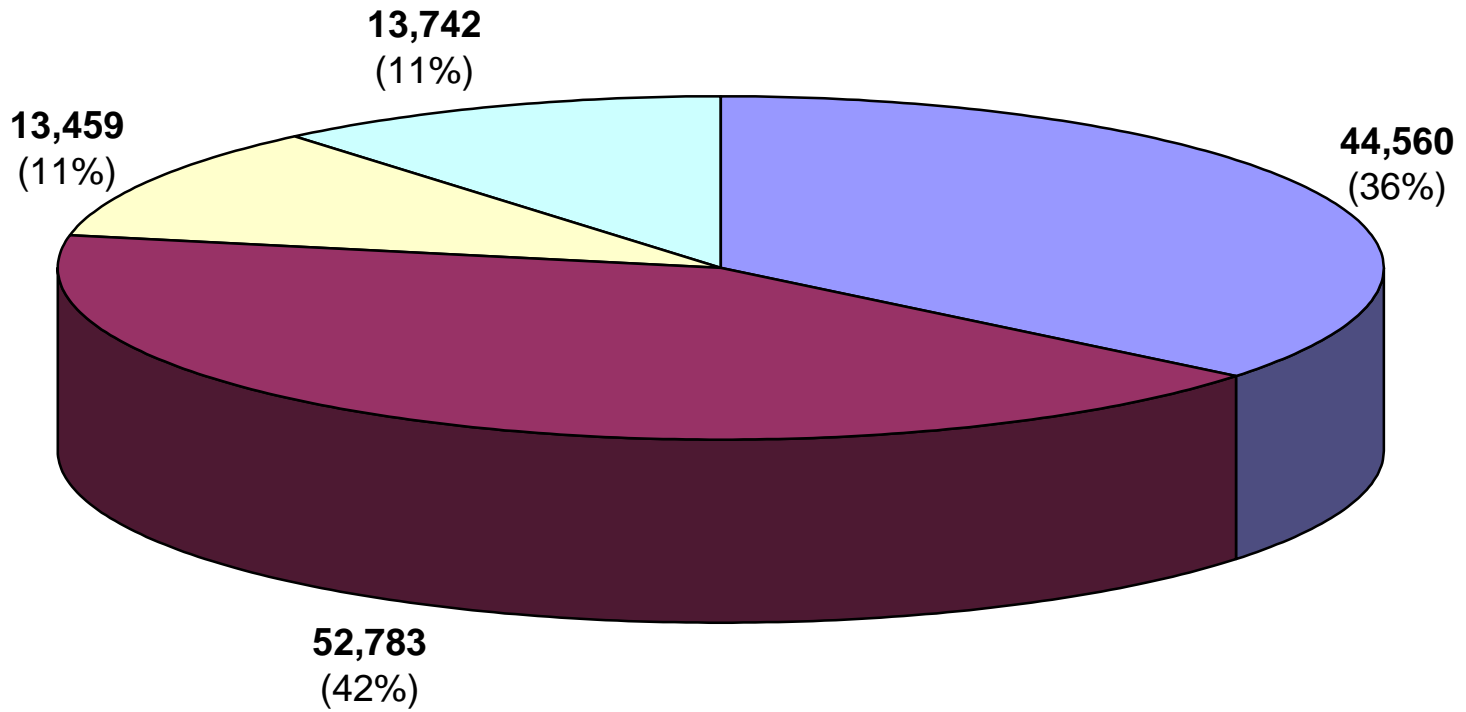
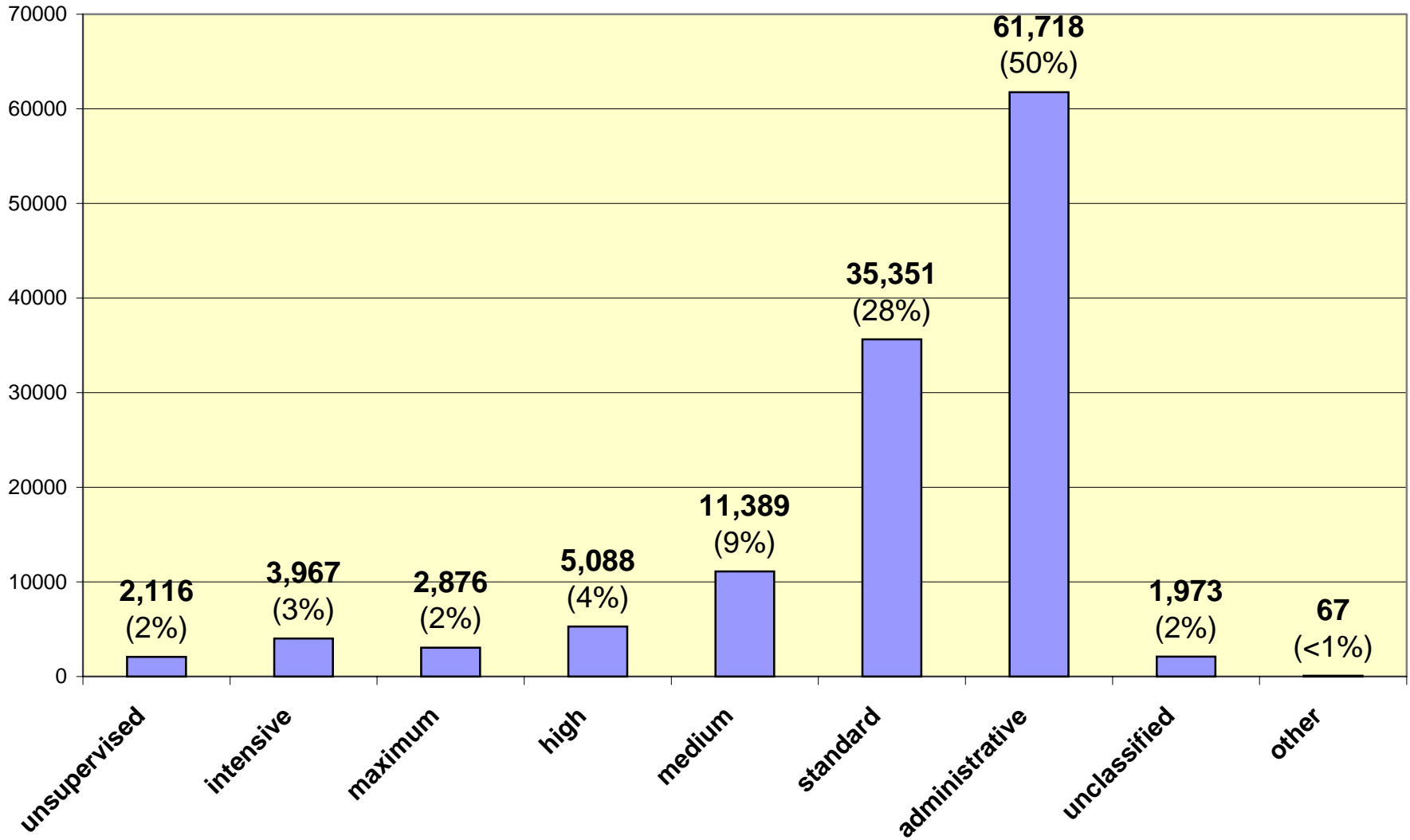


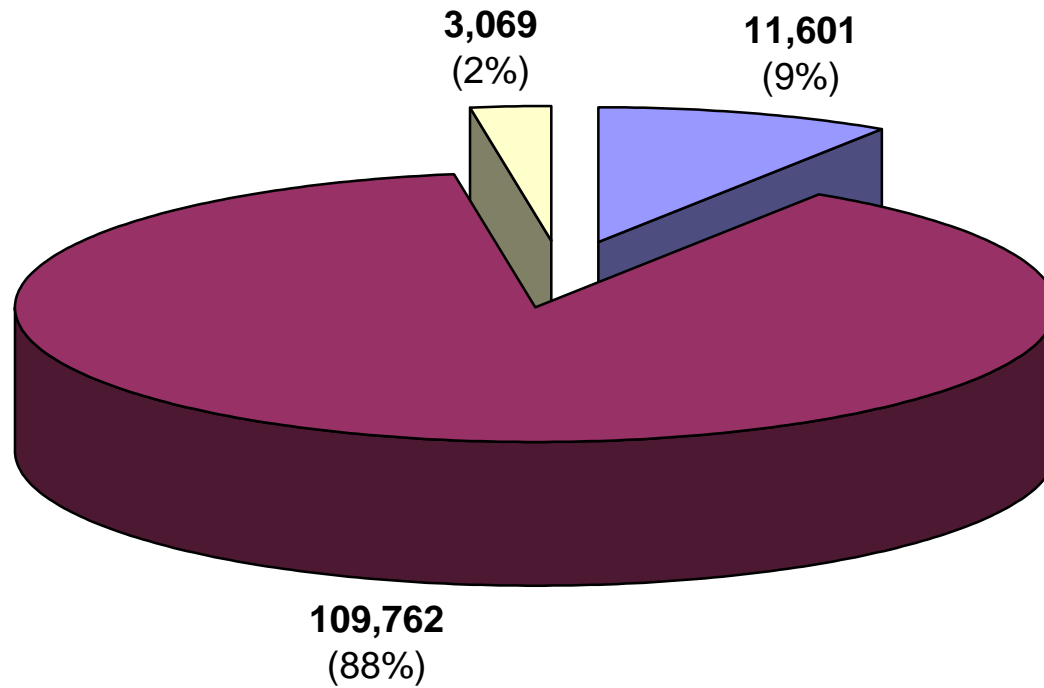
Active Probationers by Race & Gender



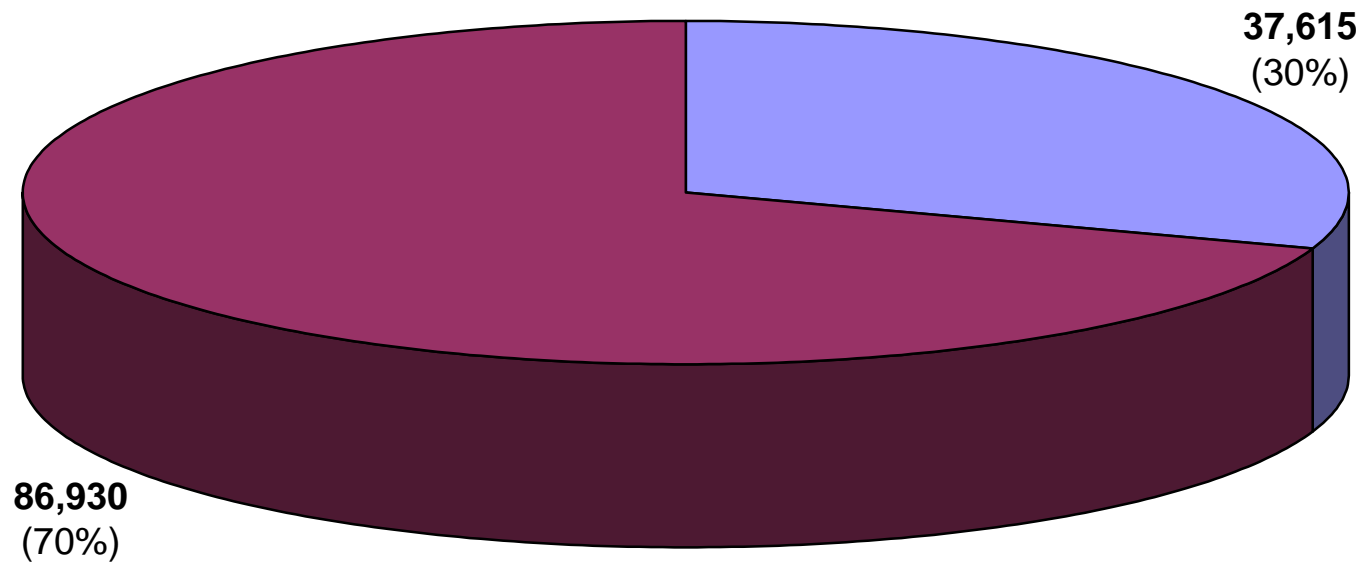
Active Probationers by Supervision Type



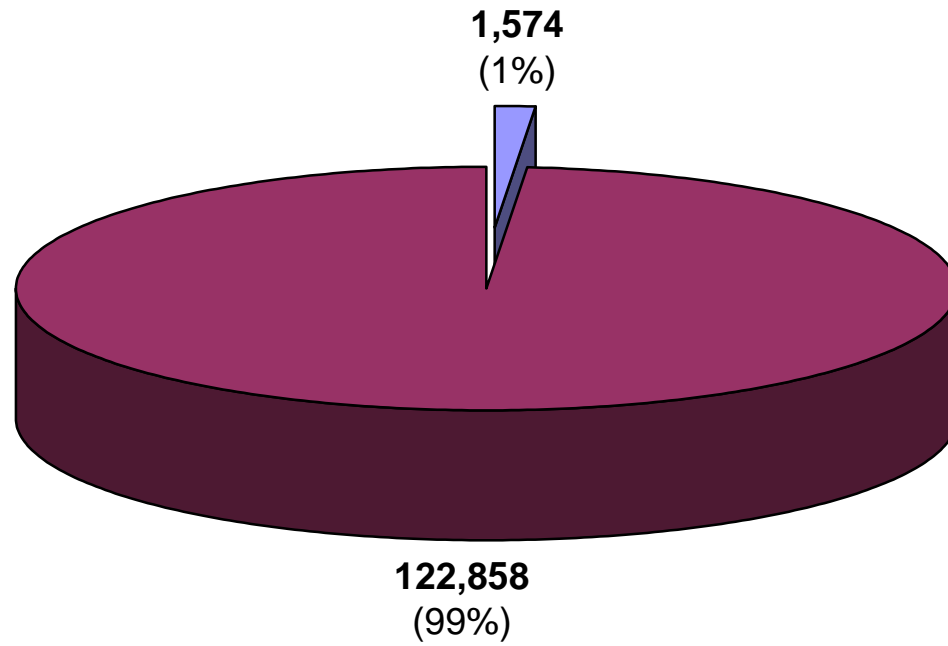
Active Probationers by Case Type



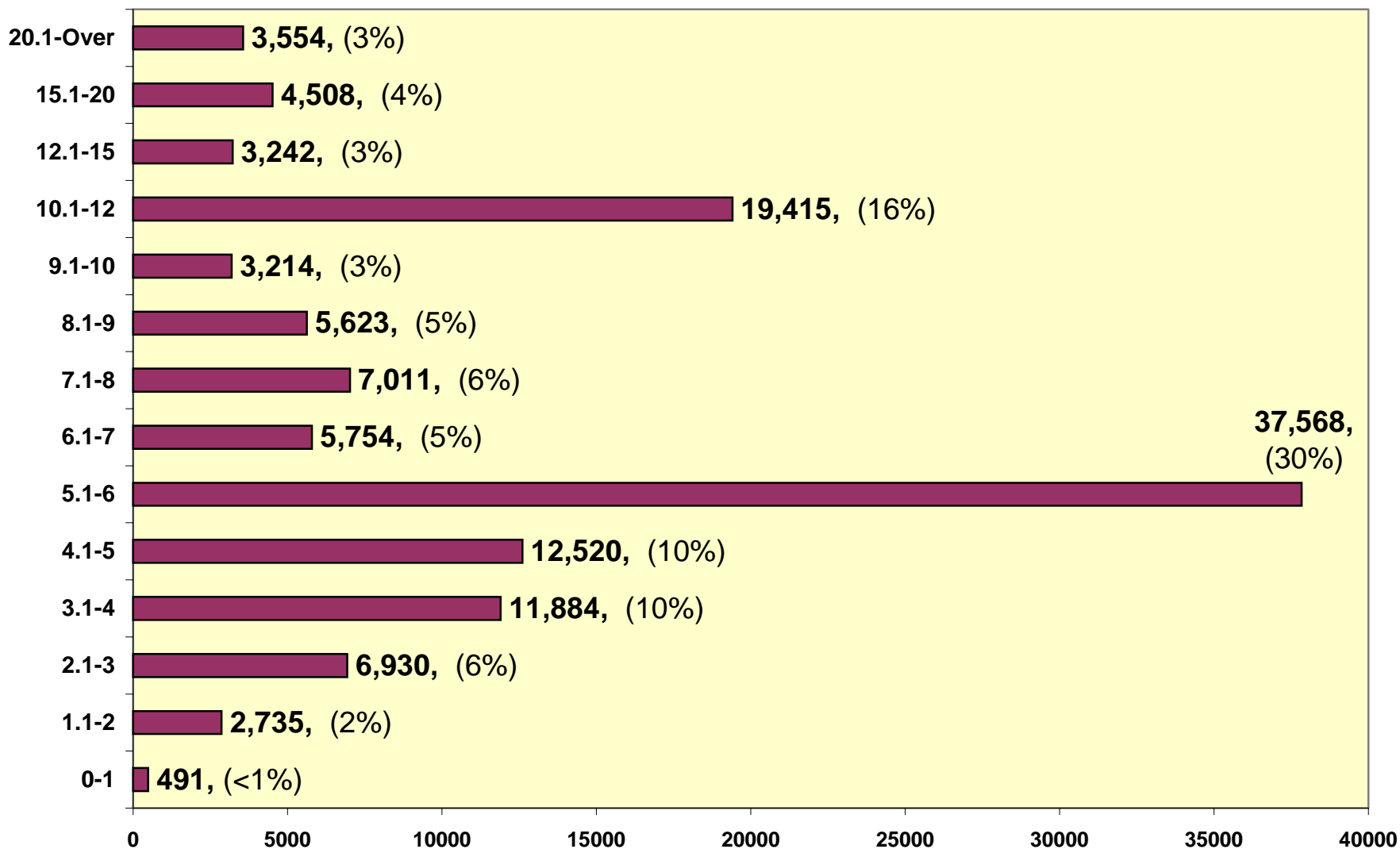
Active Probationers By Offender Status



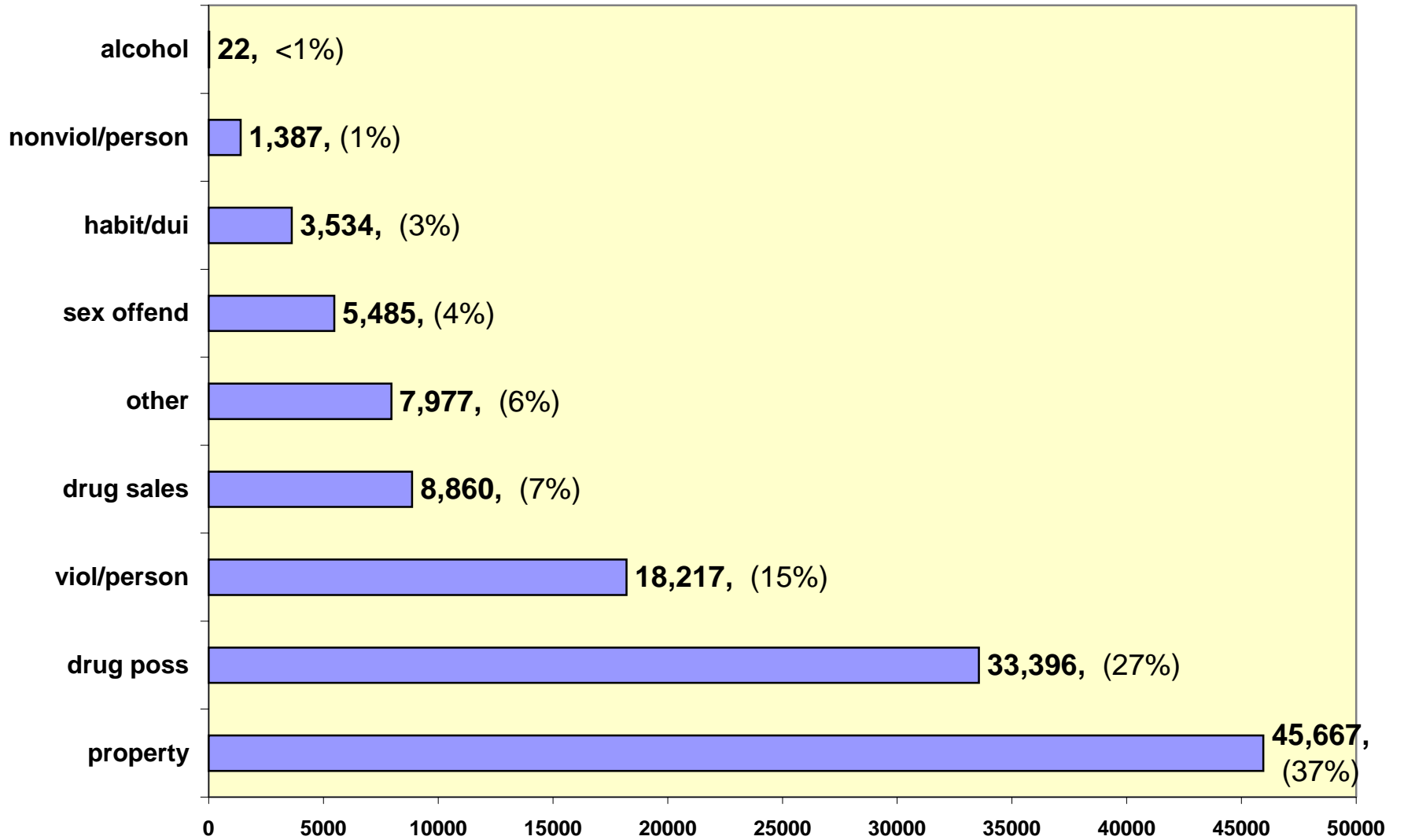
Active Probationers by Sentence Type



Active Probationers by Sentence Length



Active Probationers by Crime Type



Probationer Statistical Profile

Table of contents for Active & admin probationers, not in facilities

Title	Page
-----	----
Race and sex	2
Current supervision type	3
County of conviction	4
Circuit of conviction	9
Circuit of supervision	11
Sentence length in years	13
Time served in years	14
Time left to serve	15
Case type	16
Release type	17
First offender status	18
Type probationer	19
Most serious crime by group	20
Most serious offense	21
Most serious crime type	32

Probationer Statistical Profile

Sample: Active & admin probationers, not in facilities
Act probationers 02/20/2003

Requestor: Nancy Phillips, Statistician

Race and sex by current age & sex

Race and sex	M e n				W o m e n				Grand Total %		
	age 00-21 %	age 22-39 %	age 40-98 %	age UNKWN %	Men Total %	age 00-21 %	age 22-39 %	age 40-98 %		age UNKWN %	Women Total %
WHITE MALE	4442 44	25556 44	14562 50	0 0	44560 46	0 0	0 0	0 0	0 0	0 0	44560 36
NON WHITE MALE	5614 56	32458 56	14711 50	0 0	52783 54	0 0	0 0	0 0	0 0	0 0	52783 42
WHITE FEMALE	0 0	0 0	0 0	0 0	0 0	936 45	8096 48	4427 54	0 0	13459 49	13459 11
NON WHITE FEMALE	0 0	0 0	0 0	0 0	0 0	1146 55	8850 52	3746 46	0 0	13742 51	13742 11
Total reported	10056	58014	29273	0	97343	2082	16946	8173	0	27201	124544
Percent Reported	100.0	100.0	100.0		100.0	100.0	100.0	100.0		100.0	100.0
NOT REPORTED	0	0	1	0	1	0	0	0	0	0	1
Total	10056	58014	29274	0	97344	2082	16946	8173	0	27201	124545
AVERAGE W-AGE	19.88	29.64	47.77	.00	34.08	20.00	30.36	46.33	.00	34.36	34.14

*** Average age excludes missing dates of birth

Probationer Statistical Profile

Sample: Active & admin probationers, not in facilities
Act probationers 02/20/2003

Requestor: Nancy Phillips, Statistician

Current supervision type by current age & sex

Curr supv type	M e n							W o m e n							Grand Total %
	age 00-21 %	age 22-39 %	age 40-98 %	age UNKWN %	Men Total %	age 00-21 %	age 22-39 %	age 40-98 %	age UNKWN %	Women Total %					
UNSUPERVISED	61 1	1053 2	576 2	0 0	1690 2	14 1	275 2	137 2	0 0	426 2	2116 2				
WARRANT	0 0	3 0	0 0	0 0	3 0	0 0	0 0	0 0	0 0	0 0	3 0				
BC AFTERCARE	0 0	0 0	0 0	0 0	0 0	0 0	0 0	0 0	0 0	0 0	0 0				
HOME CONFINEMENT	0 0	1 0	0 0	0 0	1 0	0 0	0 0	0 0	0 0	0 0	1 0				
INTENSIVE	707 7	1845 3	678 2	0 0	3230 3	85 4	482 3	170 2	0 0	737 3	3967 3				
MAXIMUM	221 2	1515 3	833 3	0 0	2569 3	18 1	191 1	98 1	0 0	307 1	2876 2				
HIGH	494 5	2524 4	1250 4	0 0	4268 4	69 3	497 3	254 3	0 0	820 3	5088 4				
MEDIUM	1294 13	5361 9	2505 9	0 0	9160 9	208 10	1440 8	581 7	0 0	2229 8	11389 9				
STANDARD	4651 46	14539 25	6904 24	0 0	26094 27	1255 60	5731 34	2271 28	0 0	9257 34	35351 28				
ADMINISTRATIVE	2448 24	30165 52	16013 55	0 0	48626 50	410 20	8120 48	4562 56	0 0	13092 48	61718 50				
FINANCIAL	0 0	8 0	52 0	0 0	60 0	0 0	1 0	2 0	0 0	3 0	63 0				
OBSOLETE CODES	0 0	0 0	0 0	0 0	0 0	0 0	0 0	0 0	0 0	0 0	0 0				
UNCLASSIFIED	180 2	1000 2	463 2	0 0	1643 2	23 1	209 1	98 1	0 0	330 1	1973 2				
Total reported	10056	58014	29274	0	97344	2082	16946	8173	0	27201	124545				
Percent Reported	100.0	100.0	100.0		100.0	100.0	100.0	100.0		100.0	100.0				
NOT REPORTED	0	0	0	0	0	0	0	0	0	0	0				
Total	10056	58014	29274	0	97344	2082	16946	8173	0	27201	124545				

Probationer Statistical Profile

Sample: Active & admin probationers, not in facilities
Act probationers 02/20/2003

Requestor: Nancy Phillips, Statistician

County of conviction by current age & sex

County	Men						Women						Grand Total	%								
	age 00-21	age %	age 22-39	age %	age 40-98	age % UNKWN	Men Total	age 00-21	age %	age 22-39	age %	age 40-98			age % UNKWN	Women Total						
Appling	22	0	145	0	58	0	0	0	225	0	3	0	29	0	8	0	0	0	40	0	265	0
Atkinson	15	0	70	0	42	0	0	0	127	0	3	0	21	0	9	0	0	0	33	0	160	0
Bacon	14	0	54	0	29	0	0	0	97	0	1	0	10	0	7	0	0	0	18	0	115	0
Baker	1	0	38	0	18	0	0	0	57	0	0	0	3	0	1	0	0	0	4	0	61	0
Baldwin	118	1	597	1	255	1	0	0	970	1	13	1	141	1	84	1	0	0	238	1	1208	1
Banks	15	0	117	0	95	0	0	0	227	0	6	0	39	0	21	0	0	0	66	0	293	0
Barrow	39	0	269	0	187	1	0	0	495	1	15	1	106	1	49	1	0	0	170	1	665	1
Bartow	100	1	869	1	478	2	0	0	1447	1	24	1	284	2	120	1	0	0	428	2	1875	2
Ben Hill	22	0	183	0	88	0	0	0	293	0	9	0	51	0	20	0	0	0	80	0	373	0
Berrien	31	0	136	0	81	0	0	0	248	0	11	1	33	0	19	0	0	0	63	0	311	0
Bibb	239	2	1534	3	784	3	0	0	2557	3	44	2	475	3	238	3	0	0	757	3	3314	3
Bleckley	29	0	118	0	44	0	0	0	191	0	8	0	39	0	13	0	0	0	60	0	251	0
Brantley	7	0	62	0	46	0	0	0	115	0	1	0	18	0	5	0	0	0	24	0	139	0
Brooks	22	0	151	0	53	0	0	0	226	0	1	0	22	0	14	0	0	0	37	0	263	0
Bryan	24	0	86	0	39	0	0	0	149	0	5	0	16	0	12	0	0	0	33	0	182	0
Bulloch	124	1	506	1	151	1	0	0	781	1	18	1	132	1	42	1	0	0	192	1	973	1
Burke	23	0	114	0	57	0	0	0	194	0	4	0	27	0	14	0	0	0	45	0	239	0
Butts	23	0	188	0	89	0	0	0	300	0	2	0	46	0	25	0	0	0	73	0	373	0
Calhoun	9	0	75	0	33	0	0	0	117	0	2	0	19	0	9	0	0	0	30	0	147	0
Camden	45	0	217	0	86	0	0	0	348	0	7	0	51	0	28	0	0	0	86	0	434	0
Candler	20	0	63	0	42	0	0	0	125	0	1	0	34	0	14	0	0	0	49	0	174	0
Carroll	101	1	506	1	230	1	0	0	837	1	27	1	147	1	73	1	0	0	247	1	1084	1
Catoosa	46	0	335	1	135	0	0	0	516	1	18	1	113	1	57	1	0	0	188	1	704	1
Charlton	8	0	50	0	27	0	0	0	85	0	1	0	11	0	7	0	0	0	19	0	104	0
Chatham	371	4	1686	3	805	3	0	0	2862	3	81	4	630	4	308	4	0	0	1019	4	3881	3
Chattahoochee	4	0	22	0	11	0	0	0	37	0	1	0	7	0	2	0	0	0	10	0	47	0
Chattooga	28	0	231	0	119	0	0	0	378	0	10	0	71	0	33	0	0	0	114	0	492	0
Cherokee	173	2	818	1	423	1	0	0	1414	1	33	2	236	1	130	2	0	0	399	1	1813	1
Clarke	136	1	611	1	233	1	0	0	980	1	21	1	157	1	50	1	0	0	228	1	1208	1
Clay	9	0	39	0	19	0	0	0	67	0	1	0	7	0	5	0	0	0	13	0	80	0
Clayton	264	3	835	1	374	1	0	0	1473	2	93	4	408	2	126	2	0	0	627	2	2100	2
Clinch	17	0	83	0	56	0	0	0	156	0	4	0	23	0	8	0	0	0	35	0	191	0
Cobb	730	7	4552	8	2224	8	0	0	7506	8	150	7	1301	8	676	8	0	0	2127	8	9633	8
Coffee	51	1	269	0	140	0	0	0	460	0	3	0	71	0	44	1	0	0	118	0	578	0

(continued)

Probationer Statistical Profile

Sample: Active & admin probationers, not in facilities
Act probationers 02/20/2003

Requestor: Nancy Phillips, Statistician

County of conviction by current age & sex (continued)

County	Men							Women							Grand Total	%
	age	%	age	%	age	%	UNKWN	Men	age	%	age	%	age	%		
	00-21		22-39		40-98			Total	00-21		22-39		40-98		UNKWN	Total
Colquit	94	1	434	1	216	1	0	744	7	0	90	1	42	1	0	139
Columbia	78	1	315	1	119	0	0	512	12	1	85	1	57	1	0	154
Cook	27	0	235	0	131	0	0	393	1	0	59	0	28	0	0	88
Coweta	110	1	419	1	193	1	0	722	14	1	169	1	64	1	0	247
Crawford	11	0	57	0	25	0	0	93	2	0	8	0	10	0	0	20
Crisp	67	1	261	0	139	0	0	467	15	1	98	1	34	0	0	147
Dade	33	0	161	0	75	0	0	269	6	0	60	0	20	0	0	86
Dawson	14	0	123	0	68	0	0	205	3	0	48	0	28	0	0	79
Decatur	25	0	336	1	201	1	0	562	11	1	94	1	43	1	0	148
DeKalb	537	5	2748	5	1300	4	0	4585	130	6	832	5	328	4	0	1290
Dodge	25	0	149	0	77	0	0	251	9	0	49	0	26	0	0	84
Dooly	21	0	126	0	61	0	0	208	3	0	31	0	13	0	0	47
Dougherty	307	3	2029	3	1082	4	0	3418	59	3	628	4	287	4	0	974
Douglas	172	2	1411	2	837	3	0	2420	55	3	478	3	259	3	0	792
Early	37	0	143	0	66	0	0	246	3	0	42	0	23	0	0	68
Echols	2	0	16	0	12	0	0	30	1	0	0	0	2	0	0	3
Effingham	42	0	208	0	104	0	0	354	14	1	64	0	36	0	0	114
Elbert	16	0	205	0	132	0	0	353	2	0	56	0	31	0	0	89
Emanuel	21	0	140	0	53	0	0	214	3	0	41	0	16	0	0	60
Evans	9	0	47	0	19	0	0	75	4	0	12	0	4	0	0	20
Fannin	22	0	168	0	126	0	0	316	6	0	70	0	21	0	0	97
Fayette	78	1	360	1	168	1	0	606	16	1	140	1	68	1	0	224
Floyd	128	1	861	1	530	2	0	1519	33	2	345	2	183	2	0	561
Forsyth	58	1	369	1	201	1	0	628	7	0	129	1	55	1	0	191
Franklin	20	0	185	0	102	0	0	307	3	0	39	0	23	0	0	65
Fulton	633	6	4325	7	2126	7	0	7084	74	4	826	5	479	6	0	1379
Gilmer	35	0	245	0	135	0	0	415	6	0	72	0	48	1	0	126
Glascocock	3	0	5	0	6	0	0	14	0	0	0	0	0	0	0	0
Glynn	111	1	616	1	294	1	0	1021	23	1	168	1	78	1	0	269
Gordon	70	1	483	1	280	1	0	833	16	1	181	1	97	1	0	294
Grady	32	0	219	0	118	0	0	369	5	0	42	0	26	0	0	73
Greene	37	0	200	0	82	0	0	319	5	0	40	0	17	0	0	62
Gwinnett	526	5	2881	5	1249	4	0	4656	119	6	842	5	397	5	0	1358
Habersham	32	0	148	0	89	0	0	269	6	0	41	0	25	0	0	72
Hall	126	1	705	1	434	1	0	1265	29	1	267	2	133	2	0	429

(continued)

Probationer Statistical Profile

Sample: Active & admin probationers, not in facilities
Act probationers 02/20/2003

Requestor: Nancy Phillips, Statistician

County of conviction by current age & sex (continued)

County	Men					Men Total	Women					Women Total	Grand Total
	age 00-21	age 22-39	age 40-98	age UNKWN	%		age 00-21	age 22-39	age 40-98	age UNKWN	%		
Hancock	16	72	36	0	0	124	2	8	7	0	17	141	
Haralson	18	149	142	0	0	309	5	37	25	0	67	376	
Harris	28	119	68	0	0	215	4	21	13	0	38	253	
Hart	11	141	65	0	0	217	1	27	21	0	49	266	
Heard	6	46	36	0	0	88	2	8	6	0	16	104	
Henry	166	818	303	0	0	1287	46	238	95	0	379	1666	
Houston	137	730	370	0	0	1237	37	260	95	0	392	1629	
Irwin	13	84	58	0	0	155	2	10	7	0	19	174	
Jackson	55	296	171	0	0	522	9	93	46	0	148	670	
Jasper	17	70	45	0	0	132	2	14	10	0	26	158	
Jeff Davis	9	105	59	0	0	173	2	26	12	0	40	213	
Jefferson	33	125	57	0	0	215	1	18	7	0	26	241	
Jenkins	13	102	39	0	0	154	4	19	7	0	30	184	
Johnson	8	104	32	0	0	144	0	12	13	0	25	169	
Jones	44	214	115	0	0	373	7	37	25	0	69	442	
Lamar	21	179	71	0	0	271	9	40	12	0	61	332	
Lanier	10	94	50	0	0	154	3	15	7	0	25	179	
Laurens	62	399	220	0	0	681	6	82	31	0	119	800	
Lee	34	222	115	0	0	371	10	30	17	0	57	428	
Liberty	29	141	50	0	0	220	5	32	18	0	55	275	
Lincoln	12	55	32	0	0	99	2	8	8	0	18	117	
Long	16	39	15	0	0	70	1	4	5	0	10	80	
Lowndes	225	1092	441	0	0	1758	54	310	124	0	488	2246	
Lumpkin	13	163	88	0	0	264	4	50	26	0	80	344	
Macon	7	147	130	0	0	284	4	18	18	0	40	324	
Madison	38	140	89	0	0	267	2	39	28	0	69	336	
Marion	10	55	23	0	0	88	2	8	7	0	17	105	
McDuffie	23	182	76	0	0	281	1	40	21	0	62	343	
McIntosh	10	62	48	0	0	120	6	24	8	0	38	158	
Meriwether	35	154	103	0	0	292	4	31	21	0	56	348	
Miller	17	70	34	0	0	121	2	14	6	0	22	143	
Mitchell	38	335	142	0	0	515	5	69	34	0	108	623	
Monroe	17	206	95	0	0	318	3	57	24	0	84	402	
Montgomery	21	67	28	0	0	116	0	10	10	0	20	136	
Morgan	15	133	82	0	0	230	3	13	16	0	32	262	

(continued)

Probationer Statistical Profile

Sample: Active & admin probationers, not in facilities
Act probationers 02/20/2003

Requestor: Nancy Phillips, Statistician

County of conviction by current age & sex (continued)

County	M e n							W o m e n							Grand Total	%						
	age 00-21	%	age 22-39	%	age 40-98	%	UNKWN	Men Total	age 00-21	%	age 22-39	%	age 40-98	%			UNKWN	Women Total				
Murray	36	0	136	0	75	0	0	0	247	0	3	0	49	0	20	0	0	0	72	0	319	0
Muscogee	270	3	1214	2	682	2	0	0	2166	2	76	4	512	3	232	3	0	0	820	3	2986	2
Newton	70	1	749	1	438	1	0	0	1257	1	16	1	179	1	114	1	0	0	309	1	1566	1
Oconee	12	0	71	0	33	0	0	0	116	0	4	0	17	0	8	0	0	0	29	0	145	0
Oglethorpe	8	0	80	0	45	0	0	0	133	0	2	0	6	0	10	0	0	0	18	0	151	0
Paulding	62	1	327	1	187	1	0	0	576	1	8	0	60	0	46	1	0	0	114	0	690	1
Peach	34	0	173	0	69	0	0	0	276	0	0	0	35	0	14	0	0	0	49	0	325	0
Pickens	28	0	139	0	100	0	0	0	267	0	2	0	60	0	30	0	0	0	92	0	359	0
Pierce	8	0	55	0	25	0	0	0	88	0	1	0	18	0	6	0	0	0	25	0	113	0
Pike	5	0	47	0	27	0	0	0	79	0	0	0	5	0	4	0	0	0	9	0	88	0
Polk	37	0	353	1	222	1	0	0	612	1	6	0	81	0	48	1	0	0	135	0	747	1
Pulaski	18	0	68	0	34	0	0	0	120	0	1	0	24	0	11	0	0	0	36	0	156	0
Putnam	26	0	224	0	119	0	0	0	369	0	5	0	37	0	26	0	0	0	68	0	437	0
Quitman	9	0	23	0	12	0	0	0	44	0	2	0	4	0	6	0	0	0	12	0	56	0
Rabun	28	0	70	0	59	0	0	0	157	0	5	0	15	0	19	0	0	0	39	0	196	0
Randolph	18	0	99	0	40	0	0	0	157	0	0	0	29	0	19	0	0	0	48	0	205	0
Richmond	275	3	1323	2	659	2	0	0	2257	2	71	3	519	3	226	3	0	0	816	3	3073	2
Rockdale	67	1	324	1	154	1	0	0	545	1	22	1	116	1	52	1	0	0	190	1	735	1
Schley	5	0	50	0	34	0	0	0	89	0	1	0	12	0	5	0	0	0	18	0	107	0
Screven	22	0	119	0	75	0	0	0	216	0	3	0	34	0	28	0	0	0	65	0	281	0
Seminole	17	0	120	0	56	0	0	0	193	0	1	0	29	0	11	0	0	0	41	0	234	0
Spalding	76	1	440	1	227	1	0	0	743	1	20	1	178	1	83	1	0	0	281	1	1024	1
Stephens	34	0	132	0	87	0	0	0	253	0	6	0	53	0	24	0	0	0	83	0	336	0
Stewart	4	0	79	0	45	0	0	0	128	0	0	0	10	0	11	0	0	0	21	0	149	0
Sumter	70	1	535	1	366	1	0	0	971	1	10	0	157	1	90	1	0	0	257	1	1228	1
Talbot	7	0	46	0	17	0	0	0	70	0	0	0	2	0	6	0	0	0	8	0	78	0
Taliaferro	6	0	10	0	5	0	0	0	21	0	0	0	2	0	1	0	0	0	3	0	24	0
Tattnall	17	0	75	0	51	0	0	0	143	0	3	0	14	0	10	0	0	0	27	0	170	0
Taylor	9	0	76	0	39	0	0	0	124	0	1	0	11	0	3	0	0	0	15	0	139	0
Telfair	13	0	128	0	51	0	0	0	192	0	4	0	46	0	17	0	0	0	67	0	259	0
Terrell	31	0	158	0	49	0	0	0	238	0	11	1	34	0	18	0	0	0	63	0	301	0
Thomas	123	1	668	1	306	1	0	0	1097	1	17	1	168	1	63	1	0	0	248	1	1345	1
Tift	29	0	339	1	184	1	0	0	552	1	5	0	90	1	39	0	0	0	134	0	686	1
Toombs	36	0	162	0	92	0	0	0	290	0	8	0	61	0	26	0	0	0	95	0	385	0
Towns	6	0	45	0	24	0	0	0	75	0	1	0	14	0	7	0	0	0	22	0	97	0

(continued)

Probationer Statistical Profile

Sample: Active & admin probationers, not in facilities
Act probationers 02/20/2003

Requestor: Nancy Phillips, Statistician

County of conviction by current age & sex (continued)

County	Men					Women					Grand Total %
	age 00-21 %	age 22-39 %	age 40-98 %	age UNKWN %	Men Total %	age 00-21 %	age 22-39 %	age 40-98 %	age UNKWN %	Women Total %	
Treutlen	14 0	76 0	49 0	0 0	139 0	2 0	17 0	16 0	0 0	35 0	174 0
Troup	107 1	457 1	234 1	0 0	798 1	28 1	196 1	69 1	0 0	293 1	1091 1
Turner	15 0	90 0	42 0	0 0	147 0	2 0	15 0	11 0	0 0	28 0	175 0
Twiggs	7 0	67 0	38 0	0 0	112 0	3 0	15 0	11 0	0 0	29 0	141 0
Union	15 0	61 0	50 0	0 0	126 0	6 0	24 0	19 0	0 0	49 0	175 0
Upson	46 0	154 0	62 0	0 0	262 0	7 0	42 0	21 0	0 0	70 0	332 0
Walker	70 1	381 1	207 1	0 0	658 1	14 1	111 1	57 1	0 0	182 1	840 1
Walton	84 1	666 1	388 1	0 0	1138 1	11 1	148 1	76 1	0 0	235 1	1373 1
Ware	27 0	215 0	118 0	0 0	360 0	9 0	77 0	29 0	0 0	115 0	475 0
Warren	8 0	42 0	28 0	0 0	78 0	0 0	3 0	1 0	0 0	4 0	82 0
Washington	33 0	122 0	63 0	0 0	218 0	1 0	31 0	20 0	0 0	52 0	270 0
Wayne	45 0	267 0	119 0	0 0	431 0	14 1	65 0	36 0	0 0	115 0	546 0
Webster	9 0	34 0	29 0	0 0	72 0	2 0	6 0	1 0	0 0	9 0	81 0
Wheeler	6 0	41 0	27 0	0 0	74 0	1 0	7 0	9 0	0 0	17 0	91 0
White	15 0	106 0	84 0	0 0	205 0	2 0	40 0	15 0	0 0	57 0	262 0
Whitfield	115 1	642 1	303 1	0 0	1060 1	37 2	241 1	118 1	0 0	396 1	1456 1
Wilcox	12 0	46 0	22 0	0 0	80 0	0 0	8 0	3 0	0 0	11 0	91 0
Wilkes	17 0	75 0	48 0	0 0	140 0	1 0	14 0	10 0	0 0	25 0	165 0
Wilkinson	12 0	71 0	44 0	0 0	127 0	1 0	26 0	9 0	0 0	36 0	163 0
Worth	25 0	165 0	88 0	0 0	278 0	3 0	21 0	21 0	0 0	45 0	323 0
Out of state	192 2	1502 3	611 2	0 0	2305 2	50 2	512 3	184 2	0 0	746 3	3051 2
Total reported	10056	58009	29271	0	97336	2082	16946	8171	0	27199	124535
Percent Reported	100.0	100.0	100.0		100.0	100.0	100.0	100.0		100.0	100.0
Not reported	0	5	3	0	8	0	0	2	0	2	10
Total	10056	58014	29274	0	97344	2082	16946	8173	0	27201	124545

Probationer Statistical Profile

Sample: Active & admin probationers, not in facilities
Act probationers 02/20/2003

Requestor: Nancy Phillips, Statistician

Circuit of conviction by current age & sex

Circuit of conv	Men								Women								Grand Total %					
	age 00-21 %	age 22-39 %	age 40-98 %	age UNKWN %	Men Total %	age 00-21 %	age 22-39 %	age 40-98 %	age UNKWN %	Women Total %												
Alapaha	100	1	618	1	360	1	0	0	1078	1	22	1	151	1	71	1	0	0	244	1	1322	1
Alcovy	154	2	1415	3	826	3	0	0	2395	3	27	1	327	2	190	2	0	0	544	2	2939	2
Atlanta	633	6	4325	8	2126	7	0	0	7084	7	74	4	826	5	479	6	0	0	1379	5	8463	7
Atlantic	105	1	450	1	222	1	0	0	777	1	24	1	102	1	57	1	0	0	183	1	960	1
Augusta	376	4	1752	3	835	3	0	0	2963	3	87	4	631	4	297	4	0	0	1015	4	3978	3
Blue Ridge	173	2	818	1	422	1	0	0	1413	1	33	2	236	1	130	2	0	0	399	2	1812	1
Brunswick	232	2	1350	2	616	2	0	0	2198	2	49	2	339	2	162	2	0	0	550	2	2748	2
Chattahoochee	328	3	1532	3	840	3	0	0	2700	3	84	4	561	3	263	3	0	0	908	3	3608	3
Cherokee	170	2	1352	2	758	3	0	0	2280	2	40	2	465	3	217	3	0	0	722	3	3002	2
Clayton	263	3	832	1	372	1	0	0	1467	2	93	5	407	2	126	2	0	0	626	2	2093	2
Cobb	730	7	4549	8	2219	8	0	0	7498	8	150	7	1299	8	675	8	0	0	2124	8	9622	8
Conasauga	151	2	778	1	378	1	0	0	1307	1	40	2	290	2	138	2	0	0	468	2	1775	1
Cordele	122	1	616	1	310	1	0	0	1048	1	27	1	188	1	70	1	0	0	285	1	1333	1
Coweta	359	4	1582	3	796	3	0	0	2737	3	75	4	551	3	233	3	0	0	859	3	3596	3
Dougherty	307	3	2029	4	1082	4	0	0	3418	4	59	3	628	4	287	4	0	0	974	4	4392	4
Dublin	91	1	646	1	339	1	0	0	1076	1	11	1	126	1	71	1	0	0	208	1	1284	1
Eastern	371	4	1685	3	805	3	0	0	2861	3	81	4	630	4	308	4	0	0	1019	4	3880	3
Flint	166	2	818	1	303	1	0	0	1287	1	46	2	238	1	95	1	0	0	379	1	1666	1
Griffin	205	2	1001	2	484	2	0	0	1690	2	43	2	365	2	176	2	0	0	584	2	2274	2
Gwinnett	526	5	2880	5	1249	4	0	0	4655	5	119	6	842	5	396	5	0	0	1357	5	6012	5
Houston	137	1	730	1	370	1	0	0	1237	1	37	2	260	2	95	1	0	0	392	1	1629	1
Lookout Mountain	177	2	1108	2	536	2	0	0	1821	2	48	2	355	2	167	2	0	0	570	2	2391	2
Macon	284	3	1764	3	878	3	0	0	2926	3	46	2	518	3	262	3	0	0	826	3	3752	3
Middle	143	1	612	1	307	1	0	0	1062	1	14	1	185	1	83	1	0	0	282	1	1344	1
Mountain	94	1	350	1	235	1	0	0	679	1	17	1	109	1	68	1	0	0	194	1	873	1
Northeastern	140	1	828	1	502	2	0	0	1470	2	32	2	315	2	161	2	0	0	508	2	1978	2
Northern	93	1	751	1	433	2	0	0	1277	1	10	0	167	1	113	1	0	0	290	1	1567	1
Ocmulgee	285	3	1581	3	778	3	0	0	2644	3	38	2	316	2	194	2	0	0	548	2	3192	3
Oconee	112	1	571	1	261	1	0	0	944	1	23	1	175	1	86	1	0	0	284	1	1228	1
Ogeechee	201	2	935	2	369	1	0	0	1505	2	39	2	249	2	113	1	0	0	401	2	1906	2
Pataula	138	1	652	1	276	1	0	0	1066	1	20	1	159	1	88	1	0	0	267	1	1333	1
Piedmont	109	1	682	1	453	2	0	0	1244	1	30	1	238	1	116	1	0	0	384	1	1628	1
Rome	128	1	861	2	530	2	0	0	1519	2	33	2	345	2	183	2	0	0	561	2	2080	2
South Georgia	105	1	1003	2	512	2	0	0	1620	2	23	1	227	1	113	1	0	0	363	1	1983	2

(continued)

Probationer Statistical Profile

Sample: Active & admin probationers, not in facilities
Act probationers 02/20/2003

Requestor: Nancy Phillips, Statistician

Circuit of conviction by current age & sex (continued)

Circuit of conv	M e n								W o m e n								Grand Total %
	age 00-21 %	age 22-39 %	age 40-98 %	age UNKWN %	Men Total %	age 00-21 %	age 22-39 %	age 40-98 %	age UNKWN %	Women Total %							
Southern	466 5	2361 4	1028 4	0 0	3855 4	80 4	590 4	245 3	0 0	915 3	4770 4						
Southwestern	129 1	1067 2	719 3	0 0	1915 2	27 1	233 1	142 2	0 0	402 2	2317 2						
Stone Mountain	537 5	2748 5	1300 5	0 0	4585 5	130 6	832 5	328 4	0 0	1290 5	5875 5						
Tallapoosa	55 1	502 1	364 1	0 0	921 1	11 1	118 1	73 1	0 0	202 1	1123 1						
Tifton	82 1	678 1	372 1	0 0	1132 1	12 1	136 1	78 1	0 0	226 1	1358 1						
Toombs	69 1	369 1	195 1	0 0	633 1	4 0	67 0	41 1	0 0	112 0	745 1						
Waycross	115 1	705 1	385 1	0 0	1205 1	16 1	205 1	98 1	0 0	319 1	1524 1						
Western	148 2	682 1	266 1	0 0	1096 1	25 1	174 1	58 1	0 0	257 1	1353 1						
Rockdale	67 1	324 1	154 1	0 0	545 1	22 1	116 1	52 1	0 0	190 1	735 1						
Douglas	172 2	1411 2	837 3	0 0	2420 3	55 3	478 3	259 3	0 0	792 3	3212 3						
Appalachian	85 1	552 1	361 1	0 0	998 1	14 1	202 1	99 1	0 0	315 1	1313 1						
Enotah	49 0	375 1	246 1	0 0	670 1	13 1	128 1	67 1	0 0	208 1	878 1						
Forsyth-Bell	58 1	369 1	201 1	0 0	628 1	7 0	129 1	55 1	0 0	191 1	819 1						
Towaliga	61 1	573 1	255 1	0 0	889 1	14 1	143 1	61 1	0 0	218 1	1107 1						
Paulding	62 1	327 1	187 1	0 0	576 1	8 0	60 0	46 1	0 0	114 0	690 1						
OUT OF STATE	192 2	1503 3	611 2	0 0	2306 2	50 2	512 3	184 2	0 0	746 3	3052 3						
Total reported	10055	58002	29263	0	97320	2082	16943	8169	0	27194	124514						
Percent Reported	100.0	100.0	100.0		100.0	100.0	100.0	100.0		100.0	100.0						
NOT REPORTED	90	610	345	0	1045	24	137	71	0	232	1277						
Total	10056	58014	29274	0	97344	2082	16946	8173	0	27201	124545						

Probationer Statistical Profile

Sample: Active & admin probationers, not in facilities
Act probationers 02/20/2003

Requestor: Nancy Phillips, Statistician

Circuit of supervision by current age & sex

Circuit of supv	Men								Women								Grand Total	%				
	age	%	age	%	age	%	age	%	Men	Men	Women	Women	Women	Women	Women	Women						
	00-21	22-39	40-98	UNKWN	Total	00-21	22-39	40-98	UNKWN	Total	00-21	22-39	40-98	UNKWN	Total	Total	%					
Alapaha	90	1	610	1	345	1	0	0	1045	1	24	1	137	1	71	1	0	0	232	1	1277	1
Alcovy	137	1	1274	2	769	3	0	0	2180	2	30	1	301	2	182	2	0	0	513	2	2693	2
Atlanta	771	8	5425	9	2634	9	0	0	8830	9	124	6	1187	7	627	8	0	0	1938	7	10768	9
Atlantic	115	1	507	1	223	1	0	0	845	1	26	1	125	1	61	1	0	0	212	1	1057	1
Augusta	386	4	1880	3	883	3	0	0	3149	3	86	4	634	4	296	4	0	0	1016	4	4165	3
Blue Ridge	165	2	772	1	411	1	0	0	1348	1	30	1	254	2	130	2	0	0	414	2	1762	1
Brunswick	246	2	1398	2	647	2	0	0	2291	2	55	3	381	2	171	2	0	0	607	2	2898	2
Chattahoochee	324	3	1559	3	878	3	0	0	2761	3	84	4	565	3	268	3	0	0	917	3	3678	3
Cherokee	180	2	1369	2	735	3	0	0	2284	2	39	2	450	3	215	3	0	0	704	3	2988	2
Clayton	269	3	962	2	414	1	0	0	1645	2	81	4	435	3	139	2	0	0	655	2	2300	2
Cobb	689	7	4206	7	2030	7	0	0	6925	7	127	6	1163	7	597	7	0	0	1887	7	8812	7
Conasauga	167	2	879	2	414	1	0	0	1460	2	41	2	320	2	148	2	0	0	509	2	1969	2
Cordele	116	1	564	1	308	1	0	0	988	1	23	1	175	1	69	1	0	0	267	1	1255	1
Coweta	377	4	1644	3	839	3	0	0	2860	3	82	4	595	4	246	3	0	0	923	3	3783	3
Dougherty	292	3	1943	3	1036	4	0	0	3271	3	69	3	598	4	264	3	0	0	931	3	4202	3
Dublin	86	1	612	1	345	1	0	0	1043	1	10	0	137	1	76	1	0	0	223	1	1266	1
Eastern	384	4	1755	3	814	3	0	0	2953	3	79	4	629	4	310	4	0	0	1018	4	3971	3
Flint	153	2	792	1	346	1	0	0	1291	1	44	2	242	1	94	1	0	0	380	1	1671	1
Griffin	195	2	990	2	481	2	0	0	1666	2	50	2	364	2	166	2	0	0	580	2	2246	2
Gwinnett	541	5	2874	5	1203	4	0	0	4618	5	132	6	846	5	391	5	0	0	1369	5	5987	5
Houston	126	1	661	1	355	1	0	0	1142	1	33	2	235	1	86	1	0	0	354	1	1496	1
Lookout Mountain	169	2	1119	2	567	2	0	0	1855	2	43	2	361	2	166	2	0	0	570	2	2425	2
Macon	303	3	1878	3	925	3	0	0	3106	3	51	2	562	3	280	3	0	0	893	3	3999	3
Middle	142	1	637	1	343	1	0	0	1122	1	13	1	192	1	83	1	0	0	288	1	1410	1
Mountain	93	1	383	1	247	1	0	0	723	1	16	1	134	1	72	1	0	0	222	1	945	1
Northeastern	145	1	914	2	519	2	0	0	1578	2	32	2	332	2	171	2	0	0	535	2	2113	2
Northern	96	1	748	1	440	2	0	0	1284	1	13	1	189	1	113	1	0	0	315	1	1599	1
Ocmulgee	267	3	1446	2	731	3	0	0	2444	3	37	2	312	2	187	2	0	0	536	2	2980	2
Oconee	94	1	560	1	254	1	0	0	908	1	22	1	177	1	90	1	0	0	289	1	1197	1
Ogeechee	173	2	874	2	364	1	0	0	1411	1	36	2	242	1	117	1	0	0	395	1	1806	1
Pataula	138	1	663	1	278	1	0	0	1079	1	19	1	183	1	91	1	0	0	293	1	1372	1
Piedmont	113	1	683	1	467	2	0	0	1263	1	24	1	220	1	118	1	0	0	362	1	1625	1
Rome	129	1	877	2	526	2	0	0	1532	2	36	2	357	2	186	2	0	0	579	2	2111	2
South Georgia	113	1	1012	2	513	2	0	0	1638	2	27	1	232	1	115	1	0	0	374	1	2012	2

(continued)

Probationer Statistical Profile

Sample: Active & admin probationers, not in facilities
Act probationers 02/20/2003

Requestor: Nancy Phillips, Statistician

Circuit of supervision by current age & sex (continued)

Circuit of supv	M e n								W o m e n								Grand Total	%				
	age	age	age	age	Men	age	age	age	age	Women	age	age	age	Women								
	00-21	%	22-39	%	40-98	%	UNKWN	%	Total	%	00-21	%	22-39	%	40-98	%	UNKWN	%	Total	%		
Southern	467	5	2379	4	1074	4	0	0	3920	4	82	4	584	3	241	3	0	0	907	3	4827	4
Southwestern	128	1	1010	2	665	2	0	0	1803	2	24	1	232	1	152	2	0	0	408	2	2211	2
Stone Mountain	578	6	3198	6	1420	5	0	0	5196	5	142	7	916	5	394	5	0	0	1452	5	6648	5
Tallapoosa	62	1	504	1	377	1	0	0	943	1	13	1	138	1	77	1	0	0	228	1	1171	1
Tifton	95	1	741	1	390	1	0	0	1226	1	14	1	157	1	96	1	0	0	267	1	1493	1
Toombs	66	1	361	1	190	1	0	0	617	1	4	0	68	0	43	1	0	0	115	0	732	1
Waycross	125	1	734	1	404	1	0	0	1263	1	14	1	217	1	101	1	0	0	332	1	1595	1
Western	144	1	735	1	287	1	0	0	1166	1	24	1	156	1	66	1	0	0	246	1	1412	1
Rockdale	76	1	413	1	191	1	0	0	680	1	22	1	130	1	52	1	0	0	204	1	884	1
Douglas	150	2	1166	2	663	2	0	0	1979	2	36	2	364	2	202	2	0	0	602	2	2581	2
Appalachian	82	1	555	1	368	1	0	0	1005	1	17	1	198	1	105	1	0	0	320	1	1325	1
Enotah	54	1	366	1	259	1	0	0	679	1	12	1	127	1	71	1	0	0	210	1	889	1
Forsyth-Bell	51	1	328	1	186	1	0	0	565	1	5	0	115	1	50	1	0	0	170	1	735	1
Towaliga	56	1	521	1	255	1	0	0	832	1	13	1	147	1	65	1	0	0	225	1	1057	1
Paulding	79	1	408	1	221	1	0	0	708	1	14	1	108	1	54	1	0	0	176	1	884	1
Total reported	9997		57889		29234		0		97120		2074		16923		8165		0		27162		124282	

Probationer Statistical Profile

Sample: Active & admin probationers, not in facilities
Act probationers 02/20/2003

Requestor: Nancy Phillips, Statistician

Sentence length in years by current age & sex

Sentence (in years)	Men					Women					Grand Total	%
	age 00-21	age 22-39	age 40-98	age UNKWN	Men Total	age 00-21	age 22-39	age 40-98	age UNKWN	Women Total		
0-1	37 0	216 0	124 0	0 0	377 0	11 1	71 0	32 0	0 0	114 0	491 0	
1.1-2	243 2	1310 2	573 2	0 0	2126 2	70 3	364 2	175 2	0 0	609 2	2735 2	
2.1-3	882 9	2940 5	1331 5	0 0	5153 5	289 14	1069 6	419 5	0 0	1777 7	6930 6	
3.1-4	1364 14	4974 9	2289 8	0 0	8627 9	421 20	2080 12	756 9	0 0	3257 12	11884 10	
4.1-5	1212 12	5915 10	2707 9	0 0	9834 10	219 11	1697 10	770 9	0 0	2686 10	12520 10	
5.1-6	3657 36	17410 30	7920 27	0 0	28987 30	710 34	5489 32	2382 29	0 0	8581 32	37568 30	
6.1-7	365 4	2839 5	1337 5	0 0	4541 5	68 3	777 5	368 5	0 0	1213 4	5754 5	
7.1-8	448 4	3615 6	1618 6	0 0	5681 6	57 3	881 5	392 5	0 0	1330 5	7011 6	
8.1-9	305 3	2733 5	1445 5	0 0	4483 5	46 2	708 4	386 5	0 0	1140 4	5623 5	
9.1-10	171 2	1551 3	881 3	0 0	2603 3	22 1	380 2	209 3	0 0	611 2	3214 3	
10.1-12	1110 11	9221 16	4916 17	0 0	15247 16	146 7	2532 15	1490 18	0 0	4168 15	19415 16	
12.1-15	67 1	1550 3	1090 4	0 0	2707 3	10 0	291 2	234 3	0 0	535 2	3242 3	
15.1-20	132 1	2119 4	1561 5	0 0	3812 4	8 0	369 2	319 4	0 0	696 3	4508 4	
20.1-OVER	63 1	1606 3	1404 5	0 0	3073 3	5 0	238 1	238 3	0 0	481 2	3554 3	
INDEFINITE	0 0	0 0	0 0	0 0	0 0	0 0	0 0	0 0	0 0	0 0	0 0	
Total reported	10056	57999	29196	0	97251	2082	16946	8170	0	27198	124449	
Percent Reported	100.0	100.0	99.7		99.9	100.0	100.0	100.0		100.0	99.9	
NOT REPORTED	0	15	78	0	93	0	0	3	0	3	96	
Total	10056	58014	29274	0	97344	2082	16946	8173	0	27201	124545	
AVERAGE EXCLUDING INDEFINITE	5.46	6.93	7.69	.00	7.01	4.66	6.21	7.09	.00	6.35	6.86	

Probationer Statistical Profile

Sample: Active & admin probationers, not in facilities
Act probationers 02/20/2003

Requestor: Nancy Phillips, Statistician

Time served in years by current age & sex

Time served (in yrs)	M e n					W o m e n					Grand Total %
	age 00-21 %	age 22-39 %	age 40-98 %	age UNKWN %	Men Total %	age 00-21 %	age 22-39 %	age 40-98 %	age UNKWN %	Women Total %	
0-1	5168 51	16478 28	7175 25	0 0	28821 30	1069 51	5172 31	2043 25	0 0	8284 30	37105 30
1.1-2	2909 29	13160 23	5984 20	0 0	22053 23	664 32	4140 24	1778 22	0 0	6582 24	28635 23
2.1-3	1445 14	9806 17	4686 16	0 0	15937 16	278 13	2952 17	1334 16	0 0	4564 17	20501 16
3.1-4	446 4	6991 12	3652 12	0 0	11089 11	63 3	1909 11	1005 12	0 0	2977 11	14066 11
4.1-5	71 1	5067 9	2509 9	0 0	7647 8	8 0	1362 8	743 9	0 0	2113 8	9760 8
5.1-6	5 0	2193 4	1064 4	0 0	3262 3	0 0	493 3	330 4	0 0	823 3	4085 3
6.1-7	5 0	1372 2	870 3	0 0	2247 2	0 0	321 2	232 3	0 0	553 2	2800 2
7.1-8	3 0	924 2	661 2	0 0	1588 2	0 0	210 1	168 2	0 0	378 1	1966 2
8.1-9	1 0	647 1	519 2	0 0	1167 1	0 0	133 1	125 2	0 0	258 1	1425 1
9.1-10	1 0	467 1	441 2	0 0	909 1	0 0	114 1	136 2	0 0	250 1	1159 1
10.1-12	0 0	451 1	575 2	0 0	1026 1	0 0	68 0	100 1	0 0	168 1	1194 1
12.1-15	0 0	293 1	577 2	0 0	870 1	0 0	43 0	90 1	0 0	133 0	1003 1
15.1-20	0 0	107 0	391 1	0 0	498 1	0 0	18 0	53 1	0 0	71 0	569 0
20.1-OVER	1 0	58 0	169 1	0 0	228 0	0 0	10 0	36 0	0 0	46 0	274 0
Total reported	10055	58014	29273	0	97342	2082	16945	8173	0	27200	124542
Percent Reported	100.0	100.0	100.0		100.0	100.0	100.0	100.0		100.0	100.0
NOT REPORTED	1	0	1	0	2	0	1	0	0	1	3
Total	10056	58014	29274	0	97344	2082	16946	8173	0	27201	124545
AVERAGE TIME SERVED	1.22	2.64	3.51	.00	2.75	1.16	2.36	3.28	.00	2.54	2.71

Probationer Statistical Profile

Sample: Active & admin probationers, not in facilities
Act probationers 02/20/2003

Requestor: Nancy Phillips, Statistician

Time left to serve by current age & sex

Time left (in years)	Men					Women					Grand Total %
	age 00-21 %	age 22-39 %	age 40-98 %	age UNKWN %	Men Total %	age 00-21 %	age 22-39 %	age 40-98 %	age UNKWN %	Women Total %	
0-1	807 8	9228 16	4837 17	0 0	14872 15	253 12	2873 17	1420 17	0 0	4546 17	19418 16
1.1-2	1350 13	9491 16	4869 17	0 0	15710 16	409 20	2947 17	1417 17	0 0	4773 18	20483 16
2.1-3	1785 18	9224 16	4558 16	0 0	15567 16	405 19	2919 17	1302 16	0 0	4626 17	20193 16
3.1-4	1792 18	8124 14	3826 13	0 0	13742 14	343 16	2412 14	1130 14	0 0	3885 14	17627 14
4.1-5	2020 20	7251 13	3334 11	0 0	12605 13	365 18	2167 13	934 11	0 0	3466 13	16071 13
5.1-6	341 3	3082 5	1522 5	0 0	4945 5	49 2	779 5	428 5	0 0	1256 5	6201 5
6.1-7	412 4	2816 5	1441 5	0 0	4669 5	58 3	700 4	348 4	0 0	1106 4	5775 5
7.1-8	432 4	2331 4	1205 4	0 0	3968 4	47 2	621 4	328 4	0 0	996 4	4964 4
8.1-9	416 4	1921 3	1027 4	0 0	3364 3	62 3	546 3	283 3	0 0	891 3	4255 3
9.1-10	444 4	1743 3	845 3	0 0	3032 3	70 3	517 3	248 3	0 0	835 3	3867 3
10.1-12	55 1	834 1	509 2	0 0	1398 1	3 0	109 1	88 1	0 0	200 1	1598 1
12.1-15	127 1	1023 2	562 2	0 0	1712 2	13 1	187 1	103 1	0 0	303 1	2015 2
15.1-20	69 1	605 1	424 1	0 0	1098 1	4 0	117 1	88 1	0 0	209 1	1307 1
20.1-OVER	6 0	304 1	224 1	0 0	534 1	1 0	40 0	50 1	0 0	91 0	625 1
INDEFINITE	0 0	0 0	0 0	0 0	0 0	0 0	0 0	0 0	0 0	0 0	0 0
NONE	0 0	22 0	11 0	0 0	33 0	0 0	12 0	3 0	0 0	15 0	48 0
Total reported	10056	57999	29194	0	97249	2082	16946	8170	0	27198	124447
Percent Reported	100.0	100.0	99.7		99.9	100.0	100.0	100.0		100.0	99.9
NOT REPORTED	0	15	80	0	95	0	0	3	0	3	98
Total	10056	58014	29274	0	97344	2082	16946	8173	0	27201	124545
AVERAGE EXCLUDING INDEFINITE, NONE	4.15	3.97	4.11	.00	4.03	3.43	3.62	3.85	.00	3.67	3.95

Probationer Statistical Profile

Sample: Active & admin probationers, not in facilities
Act probationers 02/20/2003

Requestor: Nancy Phillips, Statistician

Case type by current age & sex

Case type	Men				Women				Grand Total	%
	age 00-21	age 22-39	age 40-98	age UNKWN	age 00-21	age 22-39	age 40-98	age UNKWN		
PRESENTENCE	0	0	0	0	0	0	0	0	0	0
SPLIT SENTENCE	179	2	5723	10	4436	15	0	0	10338	11
STRAIGHT SENTENCE	9685	96	50758	87	24157	83	0	0	84600	87
ABANDONMENT&BASTARDY	0	0	13	0	58	0	0	0	71	0
OUT OF STATE PROB	192	2	1511	3	617	2	0	0	2320	2
OUT OF STATE A&B	0	0	1	0	0	0	0	0	1	0
SUSPENDED SENTENCE	0	0	8	0	6	0	0	0	14	0
Total reported	10056		58014		29274		0		97344	
Percent Reported	100.0		100.0		100.0				100.0	
NOT REPORTED	0		0		0		0		0	
Total	10056		58014		29274		0		97344	

Probationer Statistical Profile

Sample: Active & admin probationers, not in facilities
Act probationers 02/20/2003

Requestor: Nancy Phillips, Statistician

Release type by current age & sex

Release type	Men						Women						Grand				
	age 00-21	age 22-39	age 40-98	age UNKWN	Men Total	Men %	age 00-21	age 22-39	age 40-98	age UNKWN	Women Total	Women %	Grand Total	Grand %			
TRANSF OUT OF STATE	0	0	0	0	0	0	0	0	0	0	0	0	0	0			
REVOKED (TECHNICAL)	0	0	0	0	0	0	0	0	0	0	0	0	0	0			
REVOKED (NEW SENT)	0	0	0	0	0	0	0	0	0	0	0	0	0	0			
REVOKED (NEW CRIME)	0	0	0	0	0	0	0	0	0	0	0	0	0	0			
ABSCONDED (TOLLED)	0	0	0	0	0	0	0	0	0	0	0	0	0	0			
ABSCONDED (NON-TOLL)	0	0	0	0	0	0	0	0	0	0	0	0	0	0			
TERMINATED BY COURT	0	0	0	0	0	0	0	0	0	0	0	0	0	0			
OUT OF STATE TERM	0	0	0	0	0	0	0	0	0	0	0	0	0	0			
DEATH	0	0	0	0	0	0	0	0	0	0	0	0	0	0			
FINAN OBLIG COMPLETE	0	0	0	0	0	0	0	0	0	0	0	0	0	0			
OTHER	0	0	0	0	0	0	0	0	0	0	0	0	0	0			
NORMAL RELEASE	0	0	0	0	0	0	0	0	0	0	0	0	0	0			
A & B SPECIAL TERM	0	0	0	0	0	0	0	0	0	0	0	0	0	0			
INDEP JURISDICTION	0	0	0	0	0	0	0	0	0	0	0	0	0	0			
ACTIVE	10056	100	58014	100	29274	100	0	0	97344	100	2082	100	16946	8173	0	27201	124545
Total reported	10056	58014	29274	0	97344		2082	16946	8173		0	27201	124545				
Percent Reported	100.0	100.0	100.0		100.0		100.0	100.0	100.0			100.0	100.0				
NOT REPORTED	0	0	0	0	0		0	0	0		0	0	0				
Total	10056	58014	29274	0	97344		2082	16946	8173		0	27201	124545				

Probationer Statistical Profile

Sample: Active & admin probationers, not in facilities
Act probationers 02/20/2003

Requestor: Nancy Phillips, Statistician

First offender status by current age & sex

1stOffndr	M e n				W o m e n				Grand Total %		
	age 00-21 %	age 22-39 %	age 40-98 %	age UNKWN %	Men Total %	age 00-21 %	age 22-39 %	age 40-98 %		age UNKWN %	Women Total %
FIRST OFFNDR STATUS	5428 54	16091 28	4879 17	0 0	26398 27	1465 70	7239 43	2513 31	0 0	11217 41	37615 30
NO FIRST OFFNDR STAT	4628 46	41923 72	24395 83	0 0	70946 73	617 30	9707 57	5660 69	0 0	15984 59	86930 70
Total reported	10056	58014	29274	0	97344	2082	16946	8173	0	27201	124545
Percent Reported	100.0	100.0	100.0		100.0	100.0	100.0	100.0		100.0	100.0
NOT REPORTED	0	0	0	0	0	0	0	0	0	0	0
Total	10056	58014	29274	0	97344	2082	16946	8173	0	27201	124545

Probationer Statistical Profile

Sample: Active & admin probationers, not in facilities
Act probationers 02/20/2003

Requestor: Nancy Phillips, Statistician

Type probationer by current age & sex

Type probationer	M e n					W o m e n					Grand Total %
	age 00-21 %	age 22-39 %	age 40-98 %	age UNKWN %	Men Total %	age 00-21 %	age 22-39 %	age 40-98 %	age UNKWN %	Women Total %	
MISDEMEANANT	108 1	695 1	406 1	0 0	1209 1	24 1	211 1	130 2	0 0	365 1	1574 1
FELON	9948 99	57297 99	28804 98	0 0	96049 99	2055 99	16721 99	8033 98	0 0	26809 99	122858 99
ABANDONMENT&BASTARDY	0 0	14 0	58 0	0 0	72 0	0 0	2 0	1 0	0 0	3 0	75 0
SUSPENDED SENTENCE	0 0	8 0	6 0	0 0	14 0	3 0	12 0	9 0	0 0	24 0	38 0
Total reported	10056	58014	29274	0	97344	2082	16946	8173	0	27201	124545
Percent Reported	100.0	100.0	100.0		100.0	100.0	100.0	100.0		100.0	100.0
NOT REPORTED	0	0	0	0	0	0	0	0	0	0	0
Total	10056	58014	29274	0	97344	2082	16946	8173	0	27201	124545

Probationer Statistical Profile

Sample: Active & admin probationers, not in facilities
Act probationers 02/20/2003

Requestor: Nancy Phillips, Statistician

Most serious crime by group by current age & sex

Crime group	Men				Women				Grand Total	%
	age 00-21	age 22-39	age 40-98	age UNKWN	age 00-21	age 22-39	age 40-98	age UNKWN		
HOMICIDE	18 0	341 1	273 1	0 0	5 0	100 1	81 1	0 0	186 1	818 1
ABORTION	0 0	2 0	0 0	0 0	0 0	1 0	0 0	0 0	1 0	3 0
BODILY INJRY&REL OFF	684 7	6262 11	3997 14	0 0	161 8	1201 7	577 7	0 0	1939 7	12882 10
ARSON & REL OFF	38 0	260 0	177 1	0 0	9 0	95 1	66 1	0 0	170 1	645 1
DAMAGE OF PROPERTY	238 2	695 1	214 1	0 0	51 2	177 1	52 1	0 0	280 1	1427 1
BURGLARY & REL OFF	1628 16	6078 10	1848 6	0 0	114 5	621 4	191 2	0 0	926 3	10480 8
FORGERY & REL OFF	540 5	4380 8	2022 7	0 0	479 23	4176 25	1558 19	0 0	6213 23	13155 11
THEFT	2150 21	7711 13	3361 11	0 0	591 28	3682 22	1558 19	0 0	5831 21	19053 15
ROBBERY	299 3	1759 3	528 2	0 0	40 2	165 1	53 1	0 0	258 1	2844 2
SEXUAL OFFENSES	513 5	2465 4	2272 8	0 0	13 1	114 1	52 1	0 0	179 1	5429 4
OBSCENITY CRIMES	0 0	5 0	12 0	0 0	0 0	1 0	1 0	0 0	2 0	19 0
TREASON & REL OFF	6 0	42 0	18 0	0 0	6 0	25 0	5 0	0 0	36 0	102 0
CRIMES INVOLVNG GOVT	213 2	1271 2	452 2	0 0	39 2	401 2	237 3	0 0	677 2	2613 2
FALSIFICATIONS	29 0	187 0	84 0	0 0	13 1	118 1	43 1	0 0	174 1	474 0
OBSTRUCT LAW ENFORCE	23 0	190 0	75 0	0 0	13 1	80 0	32 0	0 0	125 0	413 0
DISORDERLY CONDUCT	72 1	193 0	80 0	0 0	9 0	22 0	18 0	0 0	49 0	394 0
GAMBLING & REL OFF	6 0	50 0	25 0	0 0	2 0	16 0	10 0	0 0	28 0	109 0
CRUELTY TO CHILDREN	32 0	572 1	393 1	0 0	14 1	443 3	155 2	0 0	612 2	1609 1
CRIMES WITH GUNS	212 2	1896 3	1284 4	0 0	27 1	124 1	90 1	0 0	241 1	3633 3
INVASION PRIVACY	2 0	91 0	47 0	0 0	0 0	1 0	1 0	0 0	2 0	142 0
RACKETEERING	0 0	9 0	18 0	0 0	0 0	4 0	10 0	0 0	14 0	41 0
DRUG ABUSE OFFENSES	3090 31	20677 36	9469 32	0 0	443 21	4760 28	2919 36	0 0	8122 30	41358 33
DRUG TRAFFICKING	23 0	288 0	245 1	0 0	7 0	78 0	66 1	0 0	151 1	707 1
AUTO CRIMES	20 0	1357 2	1668 6	0 0	1 0	120 1	155 2	0 0	276 1	3321 3
REVENUE & CONTRABAND	3 0	6 0	5 0	0 0	0 0	2 0	4 0	0 0	6 0	20 0
CRIMES OF OTH STATES	35 0	205 0	87 0	0 0	7 0	84 0	35 0	0 0	126 0	453 0
MISC. FELONIES	69 1	305 1	155 1	0 0	12 1	117 1	64 1	0 0	193 1	722 1
MISDEMEANORS	108 1	703 1	455 2	0 0	26 1	215 1	138 2	0 0	379 1	1645 1
Total reported	10051	58000	29264	0	2082	16943	8171	0	27196	124511
Percent Reported	100.0	100.0	100.0		100.0	100.0	100.0		100.0	100.0
NOT REPORTED	5	14	10	0	0	3	2	0	5	34
Total	10056	58014	29274	0	2082	16946	8173	0	27201	124545

Probationer Statistical Profile

Sample: Active & admin probationers, not in facilities
Act probationers 02/20/2003

Requestor: Nancy Phillips, Statistician

Most serious offense by current age & sex

Most serious offense	Men					Women					Grand Total	%	
	age 00-21 %	age 22-39 %	age 40-98 %	age UNKWN %	Men Total %	age 00-21 %	age 22-39 %	age 40-98 %	age UNKWN %	Women Total %			
Misdemeanors													
abandonment	0 0	7 0	47 0	0 0	54 0	0 0	0 0	1 0	0 0	1 0	55 0		
non-support	0 0	2 0	0 0	0 0	2 0	0 0	0 0	0 0	0 0	0 0	2 0		
stalking	0 0	1 0	4 0	0 0	5 0	0 0	1 0	0 0	0 0	1 0	6 0		
assault & battery	3 0	16 0	6 0	0 0	25 0	0 0	2 0	1 0	0 0	3 0	28 0		
atmpt murder	0 0	2 0	1 0	0 0	3 0	0 0	0 0	0 0	0 0	0 0	3 0		
aggravated assault	1 0	17 0	15 0	0 0	33 0	1 0	7 0	5 0	0 0	13 0	46 0		
simple assault	1 0	18 0	15 0	0 0	34 0	1 0	1 0	0 0	0 0	2 0	36 0		
simple battery	8 0	62 0	43 0	0 0	113 0	4 0	14 0	5 0	0 0	23 0	136 0		
shooting at another	0 0	2 0	1 0	0 0	3 0	0 0	0 0	0 0	0 0	0 0	3 0		
wife beating	0 0	1 0	0 0	0 0	1 0	0 0	0 0	0 0	0 0	0 0	1 0		
concealing a death	0 0	1 0	0 0	0 0	1 0	0 0	0 0	0 0	0 0	0 0	1 0		
leave scene had inju	0 0	1 0	1 0	0 0	2 0	0 0	1 0	0 0	0 0	1 0	3 0		
crmnl intfer govt pr	0 0	3 0	0 0	0 0	3 0	0 0	0 0	0 0	0 0	0 0	3 0		
reckless conduct	5 0	5 0	1 0	0 0	11 0	0 0	5 0	0 0	0 0	5 0	16 0		
disorderly conduct	0 0	0 0	3 0	0 0	3 0	0 0	0 0	2 0	0 0	2 0	5 0		
motor vehicle abando	0 0	0 0	1 0	0 0	1 0	0 0	0 0	0 0	0 0	0 0	1 0		
larceny	0 0	1 0	2 0	0 0	3 0	0 0	1 0	0 0	0 0	1 0	4 0		
receiving stolen goo	2 0	9 0	1 0	0 0	12 0	0 0	3 0	0 0	0 0	3 0	15 0		
theft by taking	11 0	48 0	19 0	0 0	78 0	2 0	25 0	11 0	0 0	38 0	116 0		
robbery	1 0	8 0	1 0	0 0	10 0	0 0	3 0	0 0	0 0	3 0	13 0		
burglary	0 0	20 0	4 0	0 0	24 0	1 0	0 0	0 0	0 0	1 0	25 0		
car breaking	0 0	1 0	0 0	0 0	1 0	0 0	0 0	0 0	0 0	0 0	1 0		
alter id	1 0	1 0	0 0	0 0	2 0	0 0	0 0	0 0	0 0	0 0	2 0		
cheating & swindling	0 0	0 0	1 0	0 0	1 0	0 0	0 0	0 0	0 0	0 0	1 0		
bad checks	0 0	22 0	13 0	0 0	35 0	0 0	20 0	21 0	0 0	41 0	76 0		
fraudulent checks	0 0	2 0	1 0	0 0	3 0	1 0	6 0	0 0	0 0	7 0	10 0		
lottery	0 0	1 0	0 0	0 0	1 0	0 0	0 0	0 0	0 0	0 0	1 0		
forgery	0 0	7 0	1 0	0 0	8 0	1 0	10 0	2 0	0 0	13 0	21 0		
worthless checks	0 0	0 0	0 0	0 0	0 0	0 0	4 0	5 0	0 0	9 0	9 0		
s/d of narcotics	2 0	7 0	0 0	0 0	9 0	0 0	0 0	0 0	0 0	0 0	9 0		
public drunkenness	0 0	0 0	0 0	0 0	0 0	0 0	0 0	1 0	0 0	1 0	1 0		
s/d dep,stim,cntrf d	0 0	3 0	0 0	0 0	3 0	0 0	0 0	0 0	0 0	0 0	3 0		
abusive language	0 0	0 0	1 0	0 0	1 0	0 0	0 0	0 0	0 0	0 0	1 0		

(continued)

Probationer Statistical Profile

Sample: Active & admin probationers, not in facilities
Act probationers 02/20/2003

Requestor: Nancy Phillips, Statistician

Most serious offense by current age & sex (continued)

Most serious offense	age		M e n				age		W o m e n				Grand								
	00-21	%	22-39	%	40-98	%	UNKWN	%	Total	%	00-21	%	22-39	%	40-98	%	UNKWN	%	Total	%	
s/d of lsd	0	0	0	0	0	0	0	0	0	0	1	0	0	0	0	0	0	0	1	0	
s/d of marijuana	0	0	5	0	2	0	0	0	7	0	0	0	0	0	0	0	0	0	0	7	0
poss of narcotics	1	0	4	0	1	0	0	0	6	0	0	0	1	0	0	0	0	0	2	0	
poss dep,stim,cntrf	0	0	1	0	0	0	0	0	1	0	0	0	0	0	0	0	0	0	0	1	0
poss of lsd	0	0	1	0	0	0	0	0	1	0	0	0	0	0	0	0	0	0	0	1	0
poss of marijuana	5	0	34	0	7	0	0	0	46	0	0	0	8	0	1	0	0	0	9	0	
viol motor veh law	9	0	46	0	19	0	0	0	74	0	0	0	7	0	5	0	0	0	12	0	
dui	8	0	85	0	91	0	0	0	184	0	2	0	18	0	16	0	0	0	36	0	
obstr of law enf off	7	0	49	0	22	0	0	0	78	0	1	0	4	0	6	0	0	0	11	0	
impersonating anothe	0	0	6	0	2	0	0	0	8	0	0	0	3	0	0	0	0	0	3	0	
crmn1 trespassing	7	0	13	0	4	0	0	0	24	0	2	0	5	0	2	0	0	0	9	0	
illegal attm to obt	0	0	2	0	0	0	0	0	2	0	0	0	0	0	1	0	0	0	1	0	
crmn1 damage	2	0	6	0	3	0	0	0	11	0	1	0	2	0	1	0	0	0	4	0	
terroristic threats	0	0	6	0	5	0	0	0	11	0	0	0	0	0	2	0	0	0	2	0	
viol ga cntrl subst	10	0	47	0	17	0	0	0	74	0	1	0	12	0	8	0	0	0	21	0	
sodomy	1	0	0	0	0	0	0	0	1	0	0	0	0	0	0	0	0	0	0	1	0
public indecency	0	0	7	0	6	0	0	0	13	0	0	0	1	0	0	0	0	0	1	0	
peeping tom	1	0	1	0	1	0	0	0	3	0	0	0	0	0	0	0	0	0	0	3	0
molesting a minor	0	0	0	0	3	0	0	0	3	0	0	0	0	0	0	0	0	0	0	3	0
sexual battery	0	0	3	0	5	0	0	0	8	0	0	0	0	0	0	0	0	0	0	8	0
escape	0	0	3	0	0	0	0	0	3	0	0	0	0	0	1	0	0	0	1	0	
cpwl & concealed wea	2	0	7	0	4	0	0	0	13	0	0	0	1	0	0	0	0	0	1	0	
shoplifting	3	0	4	0	5	0	0	0	12	0	3	0	15	0	6	0	0	0	24	0	
pointing gun at anot	1	0	3	0	4	0	0	0	8	0	0	0	0	0	0	0	0	0	0	8	0
deadly weapons in pu	1	0	0	0	0	0	0	0	1	0	0	0	0	0	0	0	0	0	0	1	0
crmn1 attempt	1	0	0	0	0	0	0	0	1	0	0	0	0	0	1	0	0	0	1	0	
other misdemeanor	5	0	37	0	21	0	0	0	63	0	2	0	6	0	11	0	0	0	19	0	
riot	0	0	0	0	1	0	0	0	1	0	0	0	0	0	0	0	0	0	0	1	0
fighting in public p	0	0	2	0	0	0	0	0	2	0	0	0	1	0	0	0	0	0	1	0	
family violence batt	0	0	1	0	0	0	0	0	1	0	0	0	0	0	0	0	0	0	0	1	0
lottery violation	0	0	0	0	0	0	0	0	0	0	0	0	1	0	0	0	0	0	1	0	
off agnst pub hlth/m	0	0	4	0	5	0	0	0	9	0	0	0	0	0	0	0	0	0	0	9	0
gambling & related o	0	0	2	0	2	0	0	0	4	0	0	0	1	0	1	0	0	0	2	0	
failr fil/mntn abort	0	0	0	0	1	0	0	0	1	0	0	0	0	0	0	0	0	0	0	1	0
involuntary manslaug	0	0	0	0	1	0	0	0	1	0	0	0	0	0	0	0	0	0	0	1	0

(continued)

Probationer Statistical Profile

Sample: Active & admin probationers, not in facilities
Act probationers 02/20/2003

Requestor: Nancy Phillips, Statistician

Most serious offense by current age & sex (continued)

Most serious offense	M e n						W o m e n						Grand									
	age 00-21	%	age 22-39	%	age 40-98	%	age UNKWN	%	Total	%	age 00-21	%	age 22-39	%	age 40-98	%	UNKWN	%	Total	%		
interference with cu	0	0	2	0	2	0	0	0	4	0	0	0	2	0	1	0	0	0	3	0	7	0
theft by deception <	0	0	1	0	1	0	0	0	2	0	0	0	3	0	0	0	0	0	3	0	5	0
theft/lost/property<	1	0	3	0	0	0	0	0	4	0	0	0	0	0	0	0	0	0	0	0	4	0
theft by conversion	0	0	4	0	0	0	0	0	4	0	0	0	2	0	2	0	0	0	4	0	8	0
theft motor vehicle,	0	0	2	0	2	0	0	0	4	0	1	0	0	0	0	0	0	0	1	0	5	0
conversn paymnt real	0	0	1	0	0	0	0	0	1	0	0	0	0	0	0	0	0	0	0	0	1	0
entrng mot veh crim	0	0	5	0	0	0	0	0	5	0	0	0	1	0	1	0	0	0	2	0	7	0
viol forgery&fraud p	1	0	0	0	2	0	0	0	3	0	0	0	1	0	1	0	0	0	2	0	5	0
tpos/use drug rel ob	0	0	1	0	0	0	0	0	1	0	0	0	0	0	2	0	0	0	2	0	3	0
obtn/attmpt drugs il	0	0	0	0	4	0	0	0	4	0	0	0	1	0	3	0	0	0	4	0	8	0
viol dangerous drugs	0	0	2	0	0	0	0	0	2	0	0	0	0	0	1	0	0	0	1	0	3	0
mfg/dist imitate con	0	0	3	0	1	0	0	0	4	0	0	0	1	0	0	0	0	0	1	0	5	0
misc abuse govt offi	0	0	0	0	0	0	0	0	0	0	0	0	0	0	1	0	0	0	1	0	1	0
misc escape & other	0	0	1	0	0	0	0	0	1	0	0	0	0	0	0	0	0	0	0	0	1	0
misc offns relt jud	0	0	0	0	1	0	0	0	1	0	0	0	0	0	0	0	0	0	0	0	1	0
misc obstruction off	0	0	1	0	1	0	0	0	2	0	0	0	0	0	0	0	0	0	0	0	2	0
misc sexual offenses	1	0	2	0	1	0	0	0	4	0	0	0	0	0	0	0	0	0	0	0	4	0
pandering	0	0	0	0	1	0	0	0	1	0	0	0	0	0	0	0	0	0	0	0	1	0
providing sex mat mi	0	0	1	0	1	0	0	0	2	0	0	0	0	0	0	0	0	0	0	0	2	0
exhibit sex shows mi	0	0	0	0	1	0	0	0	1	0	0	0	0	0	0	0	0	0	0	0	1	0
dng instrmntalties &	0	0	1	0	0	0	0	0	1	0	0	0	0	0	0	0	0	0	0	0	1	0
viol acts rsale plnt	1	0	0	0	0	0	0	0	1	0	0	0	0	0	0	0	0	0	0	0	1	0
viol alcoh bev regs	0	0	0	0	1	0	0	0	1	0	0	0	0	0	0	0	0	0	0	0	1	0
furnish liquor to mi	1	0	0	0	2	0	0	0	3	0	0	0	0	0	0	0	0	0	0	0	3	0
poss alc bev by juve	1	0	1	0	1	0	0	0	3	0	0	0	0	0	0	0	0	0	0	0	3	0
veh homicide tit 40	0	0	1	0	1	0	0	0	2	0	0	0	0	1	0	0	0	0	1	0	3	0
viol motor veh licen	0	0	2	0	1	0	0	0	3	0	0	0	0	0	0	0	0	0	0	0	3	0
misc misdemeanor	3	0	20	0	15	0	0	0	38	0	1	0	14	0	8	0	0	0	23	0	61	0
misc contraband/smug	0	0	0	0	1	0	0	0	1	0	0	0	0	0	0	0	0	0	0	0	1	0
viol othr states law	0	0	2	0	1	0	0	0	3	0	1	0	0	0	0	0	0	0	1	0	4	0

(continued)

Probationer Statistical Profile

Sample: Active & admin probationers, not in facilities
Act probationers 02/20/2003

Requestor: Nancy Phillips, Statistician

Most serious offense by current age & sex (continued)

Most serious offense	Men					Women					Grand Total %
	age 00-21 %	age 22-39 %	age 40-98 %	age UNKWN %	Men Total %	age 00-21 %	age 22-39 %	age 40-98 %	age UNKWN %	Women Total %	

FELONIES	-----										
MISC HOMICIDE OFFENS	1 0	7 0	5 0	0 0	13 0	1 0	2 0	1 0	0 0	4 0	17 0
MURDER	1 0	4 0	6 0	0 0	11 0	0 0	7 0	1 0	0 0	8 0	19 0
VOLUNTARY MANSLAUGHT	3 0	77 0	93 0	0 0	173 0	0 0	35 0	42 1	0 0	77 0	250 0
INVOLUNTARY MANSLAUG	4 0	60 0	35 0	0 0	99 0	1 0	20 0	8 0	0 0	29 0	128 0
FETICIDE	0 0	3 0	0 0	0 0	3 0	0 0	0 0	0 0	0 0	0 0	3 0
VEHICULAR HOMICIDE	7 0	184 0	116 0	0 0	307 0	3 0	34 0	21 0	0 0	58 0	365 0
HOMICIDE BY PILOT,DU	0 0	0 0	2 0	0 0	2 0	0 0	0 0	0 0	0 0	0 0	2 0
CONCEAL DEATH OF ANO	0 0	2 0	1 0	0 0	3 0	0 0	0 0	0 0	0 0	0 0	3 0
ATMPT MURDER	2 0	4 0	15 0	0 0	21 0	0 0	2 0	8 0	0 0	10 0	31 0
MISC ABORTION	0 0	0 0	0 0	0 0	0 0	0 0	1 0	0 0	0 0	1 0	1 0
CRMNL ABORTION	0 0	2 0	0 0	0 0	2 0	0 0	0 0	0 0	0 0	0 0	2 0
MISC ASSAULT/BATTERY	3 0	107 0	60 0	0 0	170 0	0 0	8 0	6 0	0 0	14 0	184 0
FAMILY VIOLENCE BATT	2 0	15 0	4 0	0 0	21 0	0 0	1 0	0 0	0 0	1 0	22 0
AGGRAV ASSAULT	421 4	3841 7	2419 8	0 0	6681 7	119 6	914 5	449 5	0 0	1482 5	8163 7
ATMPT AGGRAV ASSAULT	1 0	20 0	13 0	0 0	34 0	2 0	6 0	3 0	0 0	11 0	45 0
AGGRAV BATTERY	50 0	440 1	278 1	0 0	768 1	6 0	54 0	28 0	0 0	88 0	856 1
TERRORIST THREATS &	128 1	797 1	588 2	0 0	1513 2	23 1	111 1	49 1	0 0	183 1	1696 1
FALSE IMPRISONMENT	17 0	222 0	88 0	0 0	327 0	1 0	14 0	4 0	0 0	19 0	346 0
FALSE IMPRIS COLOR L	0 0	0 0	1 0	0 0	1 0	0 0	1 0	0 0	0 0	1 0	2 0
KIDNAPPING	2 0	87 0	44 0	0 0	133 0	0 0	2 0	1 0	0 0	3 0	136 0
INTERFERENCE WITH CU	10 0	32 0	13 0	0 0	55 0	3 0	17 0	5 0	0 0	25 0	80 0
AGGRAV ASSAULT POLCE	9 0	117 0	97 0	0 0	223 0	2 0	14 0	11 0	0 0	27 0	250 0
AGGRAV BATTERY PEACE	2 0	5 0	1 0	0 0	8 0	0 0	2 0	0 0	0 0	2 0	10 0
SIMPLE BATTERY	7 0	80 0	45 0	0 0	132 0	1 0	14 0	1 0	0 0	16 0	148 0
RECK COND	0 0	8 0	2 0	0 0	10 0	0 0	5 0	0 0	0 0	5 0	15 0
INJURY BY VEHICLE	1 0	7 0	4 0	0 0	12 0	0 0	1 0	0 0	0 0	1 0	13 0
STALKING	2 0	17 0	19 0	0 0	38 0	0 0	1 0	0 0	0 0	1 0	39 0
AGGRAV STALKING	29 0	463 1	316 1	0 0	808 1	4 0	36 0	20 0	0 0	60 0	868 1
ATMPT KIDNAP	0 0	4 0	5 0	0 0	9 0	0 0	0 0	0 0	0 0	0 0	9 0
ARSON MISC	2 0	14 0	13 0	0 0	29 0	1 0	4 0	6 0	0 0	11 0	40 0
ARSON 1ST DEGREE	20 0	178 0	133 0	0 0	331 0	6 0	69 0	51 1	0 0	126 0	457 0

(continued)

Probationer Statistical Profile

Sample: Active & admin probationers, not in facilities
Act probationers 02/20/2003

Requestor: Nancy Phillips, Statistician

Most serious offense by current age & sex (continued)

Most serious offense	Men						Women						Grand Total	%
	age 00-21	age 22-39	age 40-98	age UNKWN	Men Total	Men %	age 00-21	age 22-39	age 40-98	age UNKWN	Women Total	Women %		
ARSON 2ND DEGREE	10	47	24	0	81	0	0	12	7	0	19	100		
ARSON 3RD DEGREE	4	17	4	0	25	2	7	1	0	10	35			
CRMNL POSS EXPLOSIVE	2	3	3	0	8	0	3	1	0	4	12			
CRMNL POSS INCENDIAR	0	1	0	0	1	0	0	0	0	0	1			
MISC CRIMINAL DAMAGE	4	15	3	0	22	1	3	0	0	4	26			
CRMNL DAMAGE 1ST DEG	43	188	70	0	301	6	30	7	0	43	344			
CRMNL DAMAGE 2ND DEG	168	429	124	0	721	43	135	39	0	217	938			
DAMAGE,DESTROY SECR	2	19	7	0	28	0	3	3	0	6	34			
VANDALISM TO CHURCH	3	8	1	0	12	0	1	1	0	2	14			
ALTER ID	18	36	9	0	63	1	5	2	0	8	71			
BURGLARY	1503	5912	1795	0	9210	108	601	187	0	896	10106			
POSS BURGLAR TOOLS	71	89	26	0	186	4	17	1	0	22	208			
ATMPT BURGLARY	54	77	27	0	158	2	3	3	0	8	166			
MISC FORGERY	2	26	8	0	36	4	18	7	0	29	65			
FORGERY 1ST DEGREE	386	3345	1597	0	5328	329	3130	1254	0	4713	10041			
FORGERY 2ND DEGREE	36	191	47	0	274	10	79	25	0	114	388			
BAD CHECKS	7	155	148	0	310	11	184	76	0	271	581			
ILLEGAL USE-CREDIT C	3	10	5	0	18	0	13	2	0	15	33			
THEFT CREDIT CARD	25	95	20	0	140	18	87	16	0	121	261			
FORGERY CREDIT CARD	5	25	3	0	33	10	54	5	0	69	102			
FRAUDULENT CREDIT CA	60	332	82	0	474	79	409	76	0	564	1038			
CRMNL POSS CREDIT CA	2	5	1	0	8	0	1	1	0	2	10			
RECV GDS,SRVS FRAUD	1	9	6	0	16	1	19	16	0	36	52			
TELECOMMUNICATIONS F	0	17	9	0	26	1	8	1	0	10	36			
ATMPT FORGERY	1	2	1	0	4	1	2	4	0	7	11			
FAILR PAY NATRL PRD/	0	1	2	0	3	0	0	1	0	1	4			
FRAUDULENT ACCESS CO	2	36	6	0	44	4	40	2	0	46	90			
MISC FRAUD	10	131	87	0	228	11	132	72	0	215	443			
THEFT BY TAKING	743	3399	1573	0	5715	249	1930	859	0	3038	8753			
THEFT BY DECEPTION	13	205	197	0	415	9	140	76	0	225	640			
THEFT BY EXTORTION	1	8	4	0	13	0	6	4	0	10	23			
THEFT OF LOST PROPER	5	12	10	0	27	0	7	2	0	9	36			
THEFT BY REC STOLEN	625	2039	601	0	3265	51	296	79	0	426	3691			
THEFT OF SERVICES	4	40	33	0	77	0	22	10	0	32	109			
THEFT BY CONVERSION	11	210	217	0	438	2	131	76	0	209	647			

(continued)

Probationer Statistical Profile

Sample: Active & admin probationers, not in facilities
Act probationers 02/20/2003

Requestor: Nancy Phillips, Statistician

Most serious offense by current age & sex (continued)

Most serious offense	Men						Women						Grand Total	%
	age 00-21	age 22-39	age 40-98	age UNKWN	Men Total	Men %	age 00-21	age 22-39	age 40-98	age UNKWN	Women Total	Women %		
THEFT OF TRADE SECRE	1	2	0	0	3		1	1	0	0	2		5	
CONVSN PAYMNTS REAL	0	6	18	0	24		0	0	0	0	0		24	
ATMPT THEFT BY TAKIN	2	0	0	0	2		0	0	0	0	0		2	
THEFT OF MOTOR VEH,	164	476	151	0	791		15	58	16	0	89		880	
THEFT OF LEASED PERS	0	2	0	0	2		0	3	0	0	3		5	
THEFT BRING PROP IN	12	58	18	0	88		5	8	3	0	16		104	
THEFT RECV PROP OUT	5	16	1	0	22		0	5	1	0	6		28	
LIVESTOCK THEFT	2	6	3	0	11		1	2	0	0	3		14	
THEFT BY SHOPLIFTING	129	630	432	0	1191		246	1034	424	5	1704		2895	
ENTERING VEHICLE	433	600	103	0	1136		12	39	7	0	58		1194	
STEAL ALTER PUBLIC D	0	2	0	0	2		0	0	1	0	1		3	
ROBBERY	236	1196	318	0	1750		32	130	39	0	201		1951	
ARMED ROBBERY	23	446	188	0	657		5	28	12	0	45		702	
ROBBERY BY FORCE	1	4	0	0	5		0	0	0	0	0		5	
ROBBERY BY INTIMIDAT	1	3	0	0	4		0	0	1	0	1		5	
ROBBERY BY SUDDEN SN	1	3	0	0	4		0	0	1	0	1		5	
HIJACKING MOTOR VEHI	0	2	0	0	2		2	0	0	0	2		4	
ATMPT ROBBERY	24	69	21	0	114		1	4	0	0	5		119	
ATMPT ARMED ROBBERY	13	36	1	0	50		0	3	0	0	3		53	
MISC SEXUAL	2	37	36	0	75		0	2	1	0	3		78	
RAPE	5	120	116	0	241		0	0	0	0	0		241	
SODOMY	8	20	41	0	69		1	2	0	0	3		72	
AGGRAV SODOMY	3	45	77	0	125		0	0	1	0	1		126	
SEDUCTION	0	0	1	0	1		0	0	1	0	1		2	
INCEST	9	35	118	0	162		0	5	7	0	12		174	
BIGAMY	0	6	10	0	16		0	1	0	0	1		17	
AGGRAV SEXUAL BATTER	1	28	26	0	55		0	1	0	0	1		56	
PANDERING BY COMPULS	0	2	5	0	7		0	0	0	0	0		7	
STATUTORY RAPE	294	980	98	0	1372		4	29	4	0	37		1409	
CHILD MOLESTATION	147	910	1414	5	2471		5	47	26	0	78		2549	
ENTICING CHILD-INDEC	25	114	109	0	248		2	16	5	0	23		271	
AGGRAV CHILD MOLESTA	15	105	180	1	300		0	4	3	0	7		307	
NECROPHILIA	0	1	0	0	1		0	0	1	0	1		2	
SEXL/ASLT/AGN/PERS/	0	27	14	0	41		0	6	3	0	9		50	
SEXUAL ASLT BY THERA	0	1	0	0	1		0	0	0	0	0		1	

(continued)

Probationer Statistical Profile

Sample: Active & admin probationers, not in facilities
Act probationers 02/20/2003

Requestor: Nancy Phillips, Statistician

Most serious offense by current age & sex (continued)

Most serious offense	Men						Women						Grand Total	%
	age 00-21	age 22-39	age 40-98	age UNKWN	Men Total	Men %	age 00-21	age 22-39	age 40-98	age UNKWN	Women Total	Women %		
SOLICIT SODOMY FROM	0	5	5	0	10	0	1	0	0	0	1	11		
ATMPT RAPE	2	28	17	0	47	1	0	0	0	1	48			
ATMPT SODOMY	0	0	3	0	3	0	0	0	0	0	3			
ATMPT AGGRAV SODOMY	0	0	2	0	2	0	0	0	0	0	2			
AGG ASLT W ATMPT TO	2	1	0	0	3	0	0	0	0	0	3			
MISC OBSCENITY	0	1	3	0	4	0	0	0	0	0	4			
DISTRIBUTING OBSCENE	0	0	3	0	3	0	1	1	0	2	5			
DISTR MAT DEPICT NUD	0	4	4	0	8	0	0	0	0	0	8			
PROV SEX MATER TO MI	0	0	2	0	2	0	0	0	0	0	2			
MISC PUBLIC ORDER	0	5	2	0	7	0	0	1	0	1	8			
TREASON	0	0	0	0	0	0	1	0	0	1	1			
INSURRECTION	0	1	0	0	1	0	0	0	0	0	1			
INCITING TO INSURREC	2	0	1	0	3	0	0	0	0	0	3			
ADVOC OVERTHROW OF G	0	0	1	0	1	0	0	0	0	0	1			
FALSE SWEARNG WRITTN	4	36	14	0	54	6	24	4	0	34	88			
ABUSE OF GOVT OFFICE	1	0	1	0	2	0	0	0	0	0	2			
BRIBERY GOVT OFFICER	1	10	12	0	23	0	6	1	0	7	30			
VIOL OATH PUBLIC OFF	0	3	2	0	5	0	1	1	0	2	7			
INFLUENCE LEGISLATIV	0	0	1	0	1	0	0	0	0	0	1			
INFLUENCE GOVT OFFIC	0	2	0	0	2	0	0	0	0	0	2			
DEFRAUDING STATE	0	15	30	0	45	0	158	105	0	263	308			
FALSE CERTIFICATES	0	4	2	0	6	0	8	0	0	8	14			
INFLUENCING WITNESS	1	10	5	0	16	0	6	4	0	10	26			
OBSTR OF LAW ENF OFF	210	1227	399	0	1836	39	222	126	0	387	2223			
MISC JUDICIAL PROCEE	0	1	3	0	4	1	0	0	0	1	5			
PERJURY	0	14	11	0	25	0	14	6	0	20	45			
FALSE SWEARING	2	19	6	0	27	6	15	9	0	30	57			
SUBORNATION OF PERJU	0	0	1	0	1	0	1	1	0	2	3			
IMPERSONATION	2	8	2	0	12	0	2	1	0	3	15			
IMPERSONATING OFFICE	4	41	17	0	62	0	1	0	0	1	63			
BARRATRY	0	7	1	0	8	0	1	1	0	2	10			
EMBRACERY	0	1	0	0	1	0	3	0	0	3	4			
FALSE STATEMENTS GOV	21	94	42	0	157	6	79	25	0	110	267			
UNAUTH REPRESENTN PEAC	0	0	1	0	1	0	0	0	0	0	1			
IMPRSNTNG ANTHR RBAL	0	2	0	0	2	0	2	0	0	2	4			

(continued)

Probationer Statistical Profile

Sample: Active & admin probationers, not in facilities
Act probationers 02/20/2003

Requestor: Nancy Phillips, Statistician

Most serious offense by current age & sex (continued)

Most serious offense	Men					Women					Grand Total	%
	age 00-21	age 22-39	age 40-98	age UNKWN	Men Total	age 00-21	age 22-39	age 40-98	age UNKWN	Women Total		
ESCAPE	8 0	99 0	48 0	0 0	155 0	1 0	25 0	6 0	0 0	32 0	187 0	
AIDING ESCAPE	2 0	5 0	0 0	0 0	7 0	1 0	8 0	1 0	0 0	10 0	17 0	
HINDERING APPREH OR	13 0	54 0	19 0	0 0	86 0	11 1	39 0	25 0	0 0	75 0	161 0	
COMPOUNDING A CRIME	0 0	1 0	0 0	0 0	1 0	0 0	3 0	0 0	0 0	3 0	4 0	
MUTINY IN PENAL INST	0 0	1 0	0 0	0 0	1 0	0 0	0 0	0 0	0 0	0 0	1 0	
BAIL JUMPING	0 0	30 0	6 0	0 0	36 0	0 0	4 0	0 0	0 0	4 0	40 0	
ATMPT ESCAPE	0 0	0 0	2 0	0 0	2 0	0 0	1 0	0 0	0 0	1 0	3 0	
FALSE PUBLIC ALARM	16 0	16 0	1 0	0 0	33 0	2 0	2 0	1 0	0 0	5 0	38 0	
CRMNL INTERFERE GOVT	56 1	177 0	79 0	0 0	312 0	7 0	20 0	17 0	0 0	44 0	356 0	
MISC GAMBLING/RELATE	0 0	0 0	1 0	0 0	1 0	0 0	0 0	0 0	0 0	0 0	1 0	
COMMERICAL GAMBLING	0 0	6 0	12 0	0 0	18 0	0 0	2 0	8 0	0 0	10 0	28 0	
COMMUNICATING GAMBL	0 0	1 0	2 0	0 0	3 0	0 0	0 0	0 0	0 0	0 0	3 0	
BRIBERY OF CONTESTAN	0 0	3 0	1 0	0 0	4 0	0 0	1 0	0 0	0 0	1 0	5 0	
GAMBLING ACT ON BUSI	0 0	0 0	0 0	0 0	0 0	0 0	1 0	0 0	0 0	1 0	1 0	
DOGFIGHTING	4 0	33 0	6 0	0 0	43 0	0 0	2 0	1 0	0 0	3 0	46 0	
LOTTERY VIOLATION	0 0	5 0	2 0	0 0	7 0	1 0	10 0	1 0	0 0	12 0	19 0	
BOARDING BUS W/CONCL	1 0	2 0	1 0	0 0	4 0	1 0	0 0	0 0	0 0	1 0	5 0	
REMOVAL BAGGAGE,CARG	1 0	0 0	0 0	0 0	1 0	0 0	0 0	0 0	0 0	0 0	1 0	
CRUELTY TO CHILDREN	23 0	514 1	331 1	0 0	868 1	12 1	426 3	151 2	0 0	589 2	1457 1	
SEX EXPLOITATION CHI	4 0	18 0	26 0	0 0	48 0	1 0	6 0	1 0	0 0	8 0	56 0	
ABANDONMENT OF CHILD	0 0	35 0	34 0	0 0	69 0	1 0	2 0	3 0	0 0	6 0	75 0	
UNLWFL AD ADOPT CHIL	0 0	0 0	0 0	0 0	0 0	0 0	1 0	0 0	0 0	1 0	1 0	
CNTRBTNG DELINQENCY	5 0	5 0	2 0	0 0	12 0	0 0	8 0	0 0	0 0	8 0	20 0	
MISC WEAPON/EXPLOSIV	13 0	24 0	9 0	0 0	46 0	2 0	0 0	0 0	0 0	2 0	48 0	
CARRY CONCEALED WEAP	18 0	57 0	10 0	0 0	85 0	0 0	2 0	0 0	0 0	2 0	87 0	
CARRY PISTL WITHOUT	0 0	5 0	1 0	0 0	6 0	0 0	0 0	1 0	0 0	1 0	7 0	
ALTER PISTL LICENSE	1 0	0 0	0 0	0 0	1 0	0 0	0 0	0 0	0 0	0 0	1 0	
MACHINE GUN ACTIVITI	0 0	0 0	1 0	0 0	1 0	0 0	0 0	0 0	0 0	0 0	1 0	
POSS OF FIREARM DUR	49 0	554 1	245 1	0 0	848 1	0 0	44 0	34 0	0 0	78 0	926 1	
POSS OF CERTAIN WEAP	23 0	108 0	60 0	0 0	191 0	4 0	6 0	3 0	0 0	13 0	204 0	
POSS FIREARM CONVCT	21 0	1075 2	950 3	0 0	2046 2	0 0	67 0	49 1	0 0	116 0	2162 2	
CARRY WEAPON AT SCHO	84 1	56 0	2 0	0 0	142 0	21 1	4 0	2 0	0 0	27 0	169 0	
GUARD LINE WITH WEAP	1 0	2 0	1 0	0 0	4 0	0 0	1 0	1 0	0 0	2 0	6 0	
POSS WEAPON BY PRISO	1 0	11 0	0 0	0 0	12 0	0 0	0 0	0 0	0 0	0 0	12 0	
DESTROY/INJUR POLICE	0 0	1 0	0 0	0 0	1 0	0 0	0 0	0 0	0 0	0 0	1 0	

(continued)

Probationer Statistical Profile

Sample: Active & admin probationers, not in facilities
Act probationers 02/20/2003

Requestor: Nancy Phillips, Statistician

Most serious offense by current age & sex (continued)

Most serious offense	Men						Women						Grand Total	%
	age 00-21	age 22-39	age 40-98	age UNKWN	Men Total	Men %	age 00-21	age 22-39	age 40-98	age UNKWN	Women Total	Women %		
MISUSE FIREARM HUNTI	0	1	3	0	4	0	0	0	0	0	0	4	0	
CRUELTY TO ANIMALS	1	1	1	0	3	0	0	0	0	0	0	3	0	
AGGRAV CRUELTY TO AN	0	1	1	0	2	0	0	0	0	0	0	2	0	
MISC INVASION OF PRI	0	2	1	0	3	0	0	0	1	0	0	4	0	
EAVESDROP & SURVEILL	0	10	8	0	18	0	0	0	0	0	0	18	0	
PEEPING TOM	2	78	38	0	118	0	0	1	0	0	1	119	0	
P/S/D OF EAVESDROP D	0	1	0	0	1	0	0	0	0	0	0	1	0	
RACKETEERING	0	9	18	0	27	0	0	4	0	10	14	41	0	
S/D NARCOTICS, OPIAT	30	342	179	0	551	1	5	59	49	0	113	664	1	
S/D DEP,STIM,CNTRF D	26	248	120	0	394	0	7	50	36	0	93	487	0	
S/D OF LSD	5	26	2	0	33	0	1	0	1	0	2	35	0	
S/D OF MARIJUANA	330	1619	431	0	2380	2	25	233	119	0	377	2757	2	
S/D OF ALCOHOLIC IN	0	0	1	0	1	0	0	0	0	0	0	1	0	
POSS NARCOTICS, OPIA	68	501	296	0	865	1	14	136	92	0	242	1107	1	
POSS DEP,STIM,CNTRF	71	566	306	0	943	1	21	246	108	0	375	1318	1	
POSS OF LSD	16	66	3	0	85	0	1	8	3	0	12	97	0	
POSS OF MARIJUANA	295	1364	425	0	2084	2	35	237	112	0	384	2468	2	
ILLEGAL POSS/MANF LI	1	4	4	0	9	0	0	0	0	0	0	9	0	
ILLEGAL ATTM TO OBT	3	58	46	0	107	0	2	103	82	0	187	294	0	
VIOL GA CNTRL SBST A	1291	9278	4310	0	14879	15	232	2382	1400	0	4014	18893	15	
VIOL DNGROUS DRGS AC	8	66	26	0	100	0	2	25	16	0	43	143	0	
UNLWFL MFG/DEL/DIST	9	57	42	0	108	0	0	10	4	0	14	122	0	
FURNISH LIQUOR TO MI	0	1	0	0	1	0	0	0	0	0	0	1	0	
POSS DRUG RELATED MA	6	20	14	0	40	0	1	12	3	0	16	56	0	
S/D CONT SUB PUBLIC	17	58	17	0	92	0	4	12	8	0	24	116	0	
S/D CONT SUB SCHOOL	15	50	5	0	70	0	1	10	1	0	12	82	0	
S/D COCAINE	291	2226	813	0	3330	3	26	288	221	0	535	3865	3	
POSS OF COCAINE	592	3970	2256	0	6818	7	61	856	586	0	1503	8321	7	
ATMPT VIOL SUBSTANCE	16	157	173	0	346	0	5	93	78	0	176	522	0	
MISC DRUGS TRAFFICKI	2	44	30	0	76	0	1	15	4	0	20	96	0	
TRAF COCAINE LESS 20	5	130	95	0	230	0	1	23	27	0	51	281	0	
TRAF COCAINE 201-400	4	20	21	0	45	0	0	4	4	0	8	53	0	
TRAF COCAINE 401+ GM	0	10	13	0	23	0	0	1	3	0	4	27	0	
TRAF NARCOTIC LESS 1	0	3	1	0	4	0	1	0	0	0	1	5	0	
TRAF NARCOTIC 15-28	1	3	0	0	4	0	0	1	1	0	2	6	0	

(continued)

Probationer Statistical Profile

Sample: Active & admin probationers, not in facilities
Act probationers 02/20/2003

Requestor: Nancy Phillips, Statistician

Most serious offense by current age & sex (continued)

Most serious offense	Men						Women						Grand Total	%
	age 00-21	age 22-39	age 40-98	age UNKWN	Men Total	Men %	age 00-21	age 22-39	age 40-98	age UNKWN	Women Total	Women %		
TRAF NARCOTIC 29+ GM	0	2	0	0	2	0	0	0	1	0	1	3		
TRAF MARIJNA 101-200	1	14	20	0	35	1	4	3	0	8	43			
TRAF MARIJNA 2001-10	0	4	0	0	4	0	1	0	0	1	5			
TRAF MARIJNA 10001+	0	3	2	0	5	0	0	0	0	0	5			
TRAF METHAQUALONE< 4	0	3	7	0	10	1	1	2	0	4	14			
TRAF METHAQUALONE>=4	0	2	2	0	4	0	1	0	0	1	5			
TRAF AMPHTMINE 28-19	0	9	6	0	15	0	2	2	0	4	19			
TRAF AMPHTMINE 200-3	0	1	4	0	5	0	0	2	0	2	7			
TRAF AMPHTMINE 400+	0	1	0	0	1	0	1	0	0	1	2			
CNSPIRE TRAFFIC CNTR	0	1	1	0	2	0	2	0	0	2	4			
TRANSACTIONS DRUG OB	0	0	1	0	1	0	0	0	0	0	1			
TRANSACTIONS CNTRFT	1	2	0	0	3	0	0	1	0	1	4			
USE COMM FACLT Y VIO	1	6	13	0	20	1	2	4	0	7	27			
ATT/CONSPRCY COMMT C	5	19	12	0	36	1	15	10	0	26	62			
UNAUTH DIST CONTRLLD	1	2	8	0	11	0	2	2	0	4	15			
ILLGL DIST CONTRLLD	2	9	9	0	20	0	3	0	0	3	23			
VIOL MOTOR VEHICLE L	14	137	126	0	277	0	27	20	0	47	324			
ALTER CAR TITLE	0	1	5	0	6	0	0	0	0	0	6			
CHOP SHOP VIOLATION	0	1	0	0	1	0	0	0	0	0	1			
DRVNG HABTL VIOLATOR	4	864	1157	4	2025	2	67	95	1	162	2187			
HABIT TRAF VOIL/IMPA	0	148	185	1	333	1	14	25	0	40	373			
HABIT TRAF VIOL/OTHE	2	206	195	1	403	0	12	15	0	27	430			
DSTL ALCOHOL BEVERAG	0	0	3	0	3	0	0	0	0	0	3			
POSS CONTRABAND ARTI	2	3	2	0	7	0	0	1	0	1	8			
TRNSPRT CONTRABAND A	1	1	0	0	2	0	2	3	0	5	7			
CONCEAL CONTRABAND	0	2	0	0	2	0	0	0	0	0	2			
MISC MRALS/PBLIC H/S	2	5	5	0	12	0	0	1	0	1	13			
VIOL GAME AND FISH L	0	1	1	0	2	0	0	0	0	0	2			
MISC CORRECTIONL INS	3	8	4	0	15	0	3	1	0	4	19			
VIOLATN OTHR STATES	35	205	87	0	327	7	84	35	0	126	453			
CONSPIRACY	12	40	19	0	71	3	32	9	0	44	115			
INTERMARRIAGE CLOSE	0	0	0	0	0	0	1	0	0	1	1			
CRMNL ATMP T	43	202	106	0	351	7	67	44	1	118	469			
AIRCRAFT HIJACKING	0	1	0	0	1	0	0	0	0	0	1			
UNAUTH DIST RECRD DE	2	4	5	0	11	0	0	0	0	0	11			

(continued)

Probationer Statistical Profile

Sample: Active & admin probationers, not in facilities
Act probationers 02/20/2003

Requestor: Nancy Phillips, Statistician

Most serious offense by current age & sex (continued)

Most serious offense	M e n					W o m e n					Grand Total %
	age 00-21 %	age 22-39 %	age 40-98 %	age UNKWN %	Men Total %	age 00-21 %	age 22-39 %	age 40-98 %	age UNKWN %	Women Total %	
CRMNL SOLICITATION	0 0	13 0	12 0	0 0	25 0	1 0	5 0	2 0	0 0	8 0	33 0
PARTY TO A CRIME	3 0	11 0	2 0	0 0	16 0	0 0	6 0	4 0	0 0	10 0	26 0
CRMNL TRESPASSING	3 0	6 0	3 0	0 0	12 0	1 0	0 0	2 0	0 0	3 0	15 0
GANG PARTICIPATION	1 0	2 0	0 0	0 0	3 0	0 0	0 0	0 0	0 0	0 0	3 0
Total reported	10051	57988	29266	0	97305	2082	16940	8170	0	27192	124497
Percent Reported	100.0	100.0	100.0		100.0	100.0	100.0	100.0		100.0	100.0
NOT REPORTED	5	26	8	0	39	0	6	3	0	9	48
Total	10056	58014	29274	0	97344	2082	16946	8173	0	27201	124545

Probationer Statistical Profile

Sample: Active & admin probationers, not in facilities
Act probationers 02/20/2003

Requestor: Nancy Phillips, Statistician

Most serious crime type by current age & sex

Crime type	Men					Women					Grand Total	%
	age 00-21	age 22-39	age 40-98	age UNKWN	Men Total	age 00-21	age 22-39	age 40-98	age UNKWN	Women Total		
VIOL/PERSN	1029	8983	5211	0	15223	221	1904	869	0	2994	18217	15
NVIOL/PERS	162	717	355	0	1234	27	76	50	0	153	1387	1
PROPERTY	4632	19365	7769	0	31766	1258	9035	3608	0	13901	45667	37
DRUG SALES	748	4932	1857	0	7537	76	742	505	0	1323	8860	7
DRUG POSSN	2382	16138	7884	0	26404	375	4120	2497	0	6992	33396	27
ALCOHOL	3	6	12	0	21	0	0	1	0	1	22	0
HABIT/DUI	28	1440	1754	0	3222	3	138	171	0	312	3534	3
SEX OFFEND	519	2482	2298	0	5299	14	119	53	0	186	5485	4
OTHER	553	3951	2134	0	6638	108	812	419	0	1339	7977	6
Total reported	10056	58014	29274	0	97344	2082	16946	8173	0	27201	124545	
Percent Reported	100.0	100.0	100.0		100.0	100.0	100.0	100.0		100.0	100.0	
NOT REPORTED	0	0	0	0	0	0	0	0	0	0	0	0
Total	10056	58014	29274	0	97344	2082	16946	8173	0	27201	124545	