
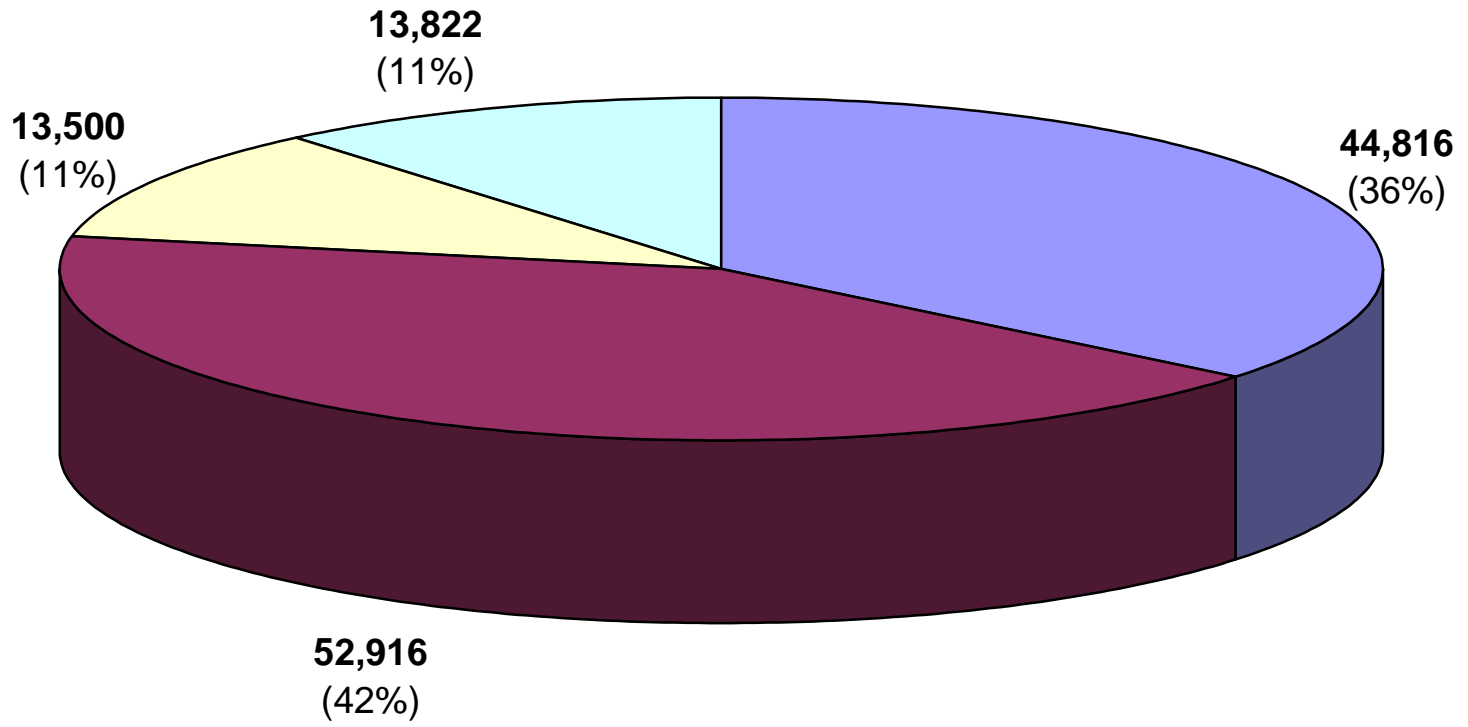
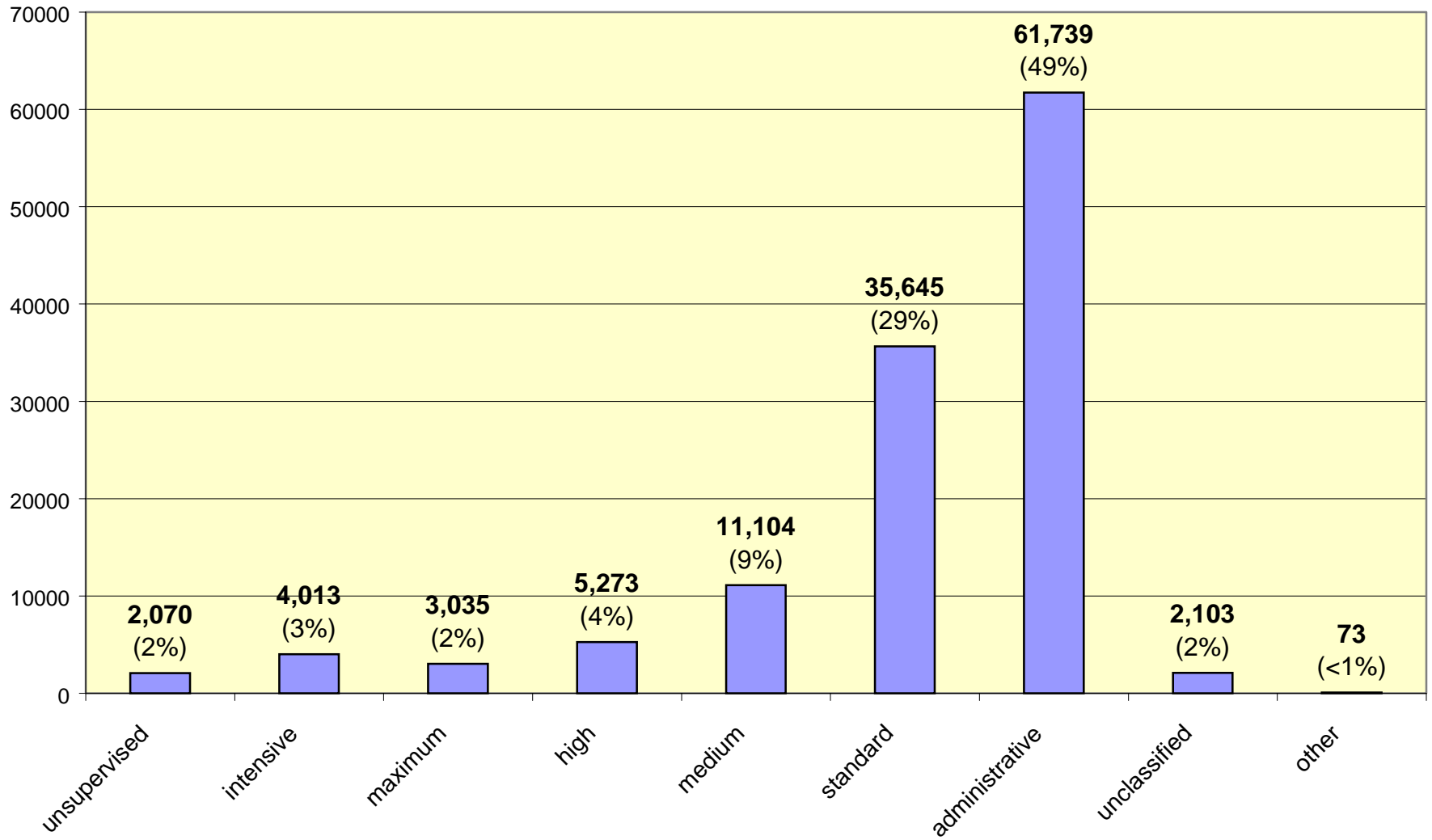


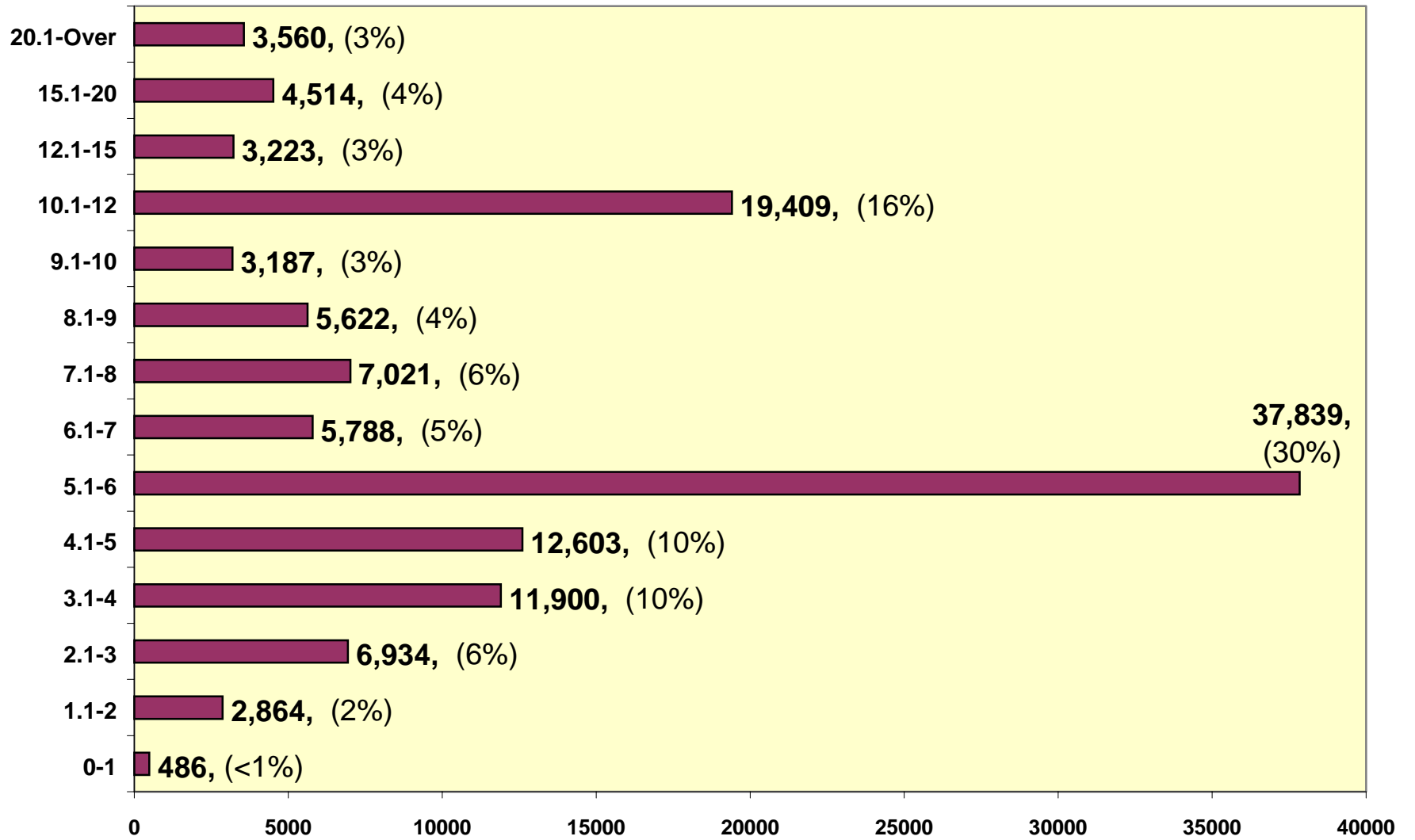
Active Probationers by Race & Gender



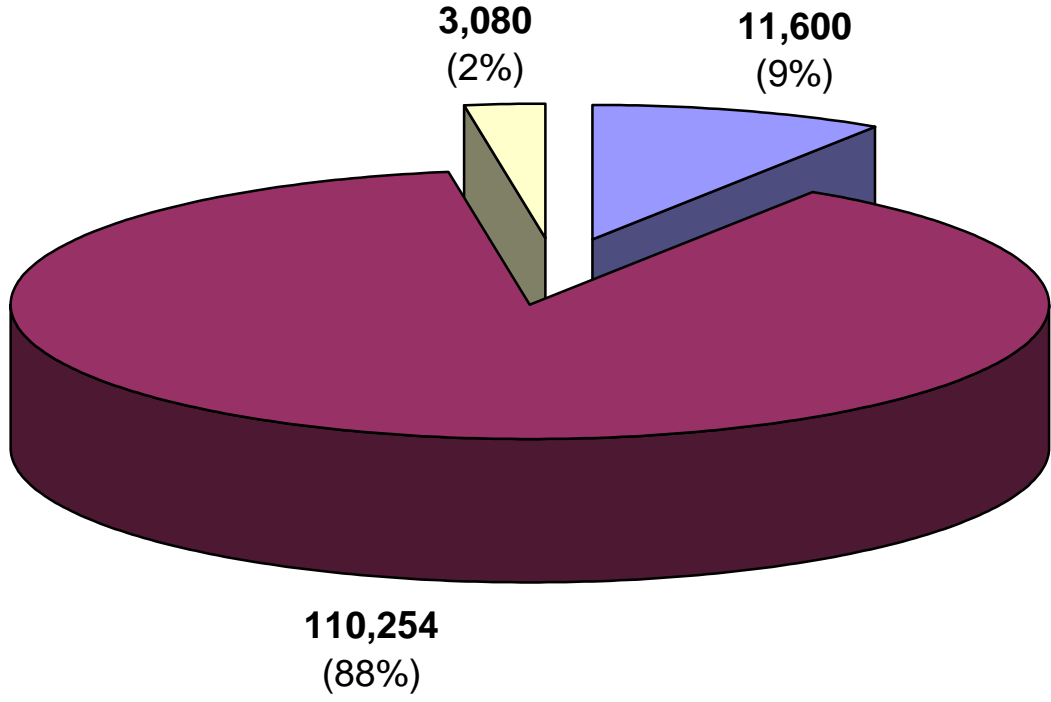
Active Probationers by Supervision Type



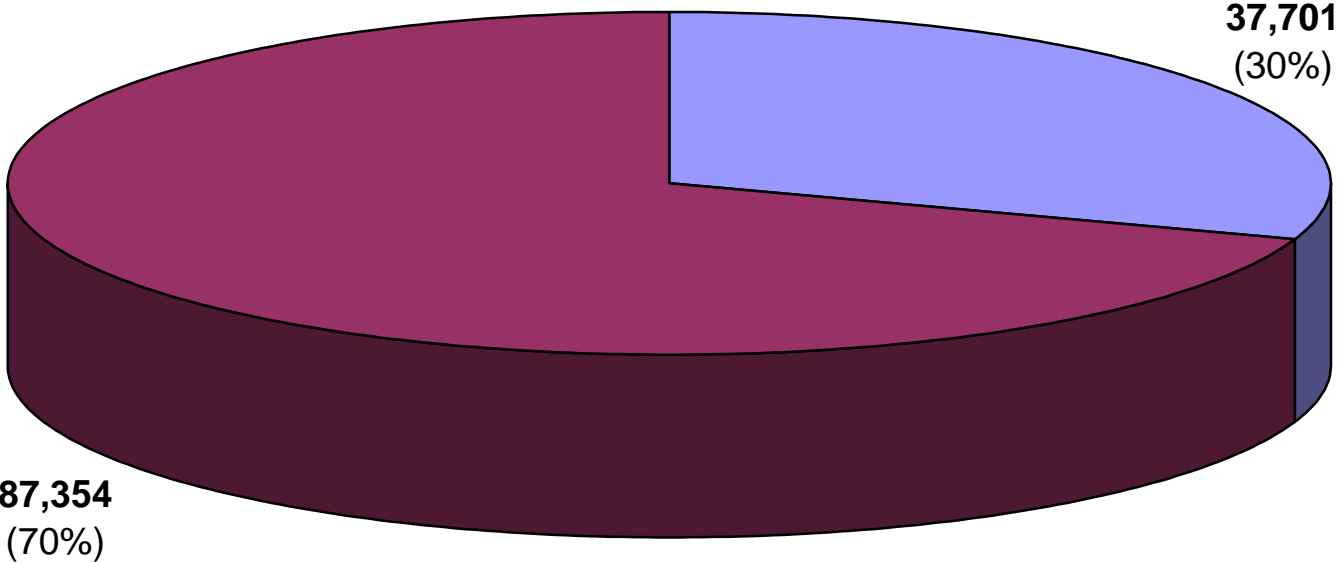
Active Probationers by Sentence Length



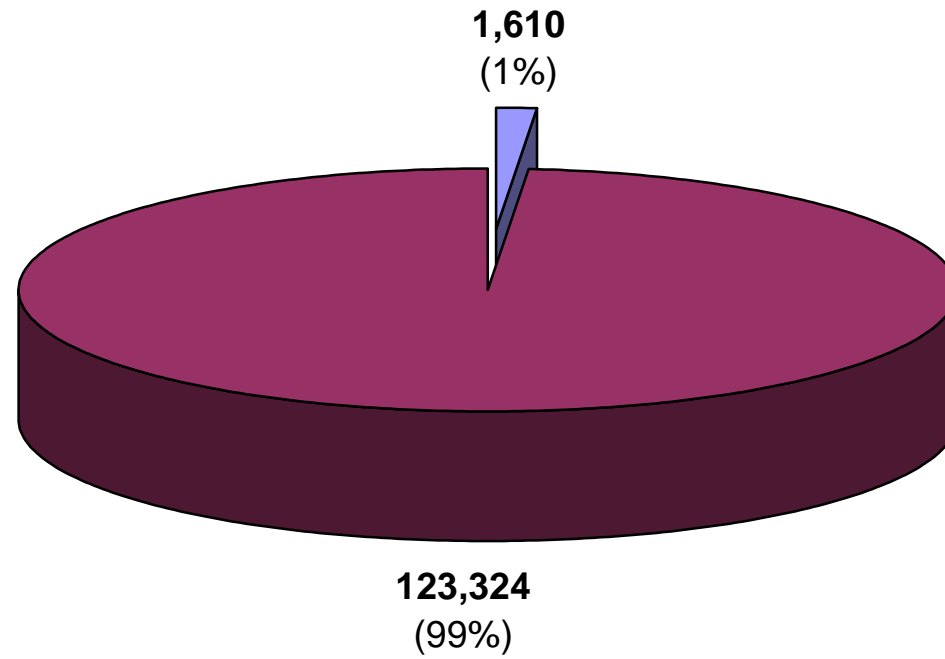
Active Probationers by Case Type



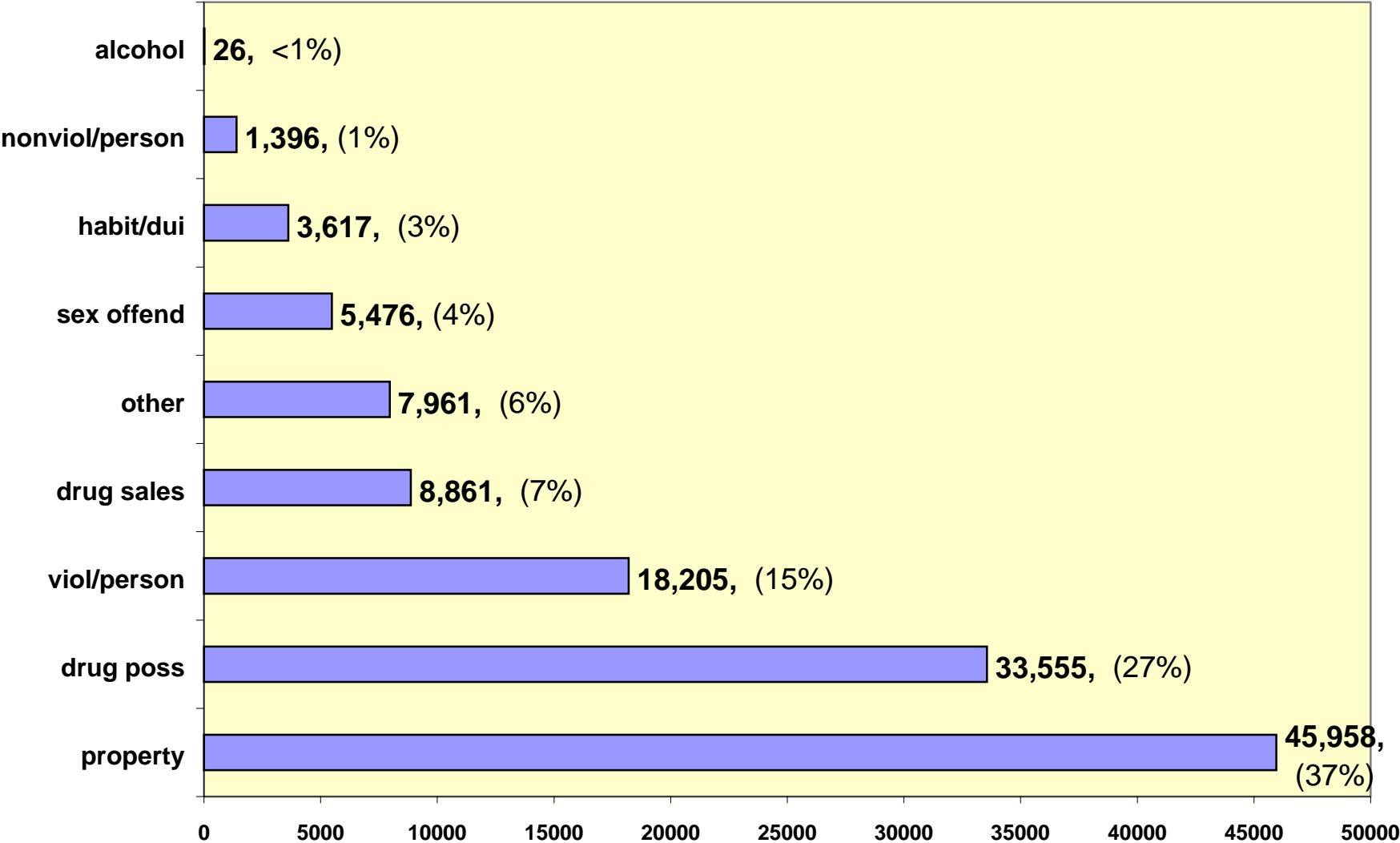
Active Probationers By Offender Status



Active Probationers by Sentence Type



Active Probationers by Crime Type



Probationer Statistical Profile

Table of contents for Active & admin probationers, not in facilities

Title	Page
-----	----
Race and sex	2
Current supervision type	3
County of conviction	4
Circuit of conviction	9
Circuit of supervision	11
Sentence length in years	13
Time served in years	14
Time left to serve	15
Case type	16
Release type	17
First offender status	18
Type probationer	19
Most serious crime by group	20
Most serious offense	21
Most serious crime type	32

Probationer Statistical Profile

Sample: Active & admin probationers, not in facilities
Act probationers 01/21/2003

Requestor: Nancy Phillips, Statistician

Race and sex by current age & sex

Race and sex	Men					Women					Grand Total %
	age 00-21 %	age 22-39 %	age 40-98 %	age UNKWN %	Men Total %	age 00-21 %	age 22-39 %	age 40-98 %	age UNKWN %	Women Total %	
WHITE MALE	4516 44	25692 44	14608 50	0 0	44816 46	0 0	0 0	0 0	0 0	0 0	44816 36
NON WHITE MALE	5656 56	32562 56	14698 50	0 0	52916 54	0 0	0 0	0 0	0 0	0 0	52916 42
WHITE FEMALE	0 0	0 0	0 0	0 0	0 0	934 45	8138 48	4428 54	0 0	13500 49	13500 11
NON WHITE FEMALE	0 0	0 0	0 0	0 0	0 0	1149 55	8908 52	3765 46	0 0	13822 51	13822 11
Total reported	10172	58254	29306	0	97732	2083	17046	8193	0	27322	125054
Percent Reported	100.0	100.0	100.0		100.0	100.0	100.0	100.0		100.0	100.0
NOT REPORTED	0	0	1	0	1	0	0	0	0	0	1
Total	10172	58254	29307	0	97733	2083	17046	8193	0	27322	125055
AVERAGE W-AGE	19.89	29.64	47.76	.00	34.06	19.99	30.35	46.33	.00	34.35	34.12

*** Average age excludes missing dates of birth

Probationer Statistical Profile

Sample: Active & admin probationers, not in facilities
Act probationers 01/21/2003

Requestor: Nancy Phillips, Statistician

Current supervision type by current age & sex

Curr supv type	M e n							W o m e n							Grand Total %
	age 00-21 %	age 22-39 %	age 40-98 %	age UNKWN %	Men Total %	age 00-21 %	age 22-39 %	age 40-98 %	age UNKWN %	Women Total %					
UNSUPERVISED	51 1	1042 2	569 2	0 0	1662 2	12 1	263 2	133 2	0 0	408 1	2070 2				
WARRANT	0 0	3 0	0 0	0 0	3 0	0 0	0 0	0 0	0 0	0 0	3 0				
BC AFTERCARE	0 0	0 0	0 0	0 0	0 0	0 0	0 0	0 0	0 0	0 0	0 0				
HOME CONFINEMENT	0 0	1 0	0 0	0 0	1 0	0 0	0 0	0 0	0 0	0 0	1 0				
INTENSIVE	703 7	1882 3	675 2	0 0	3260 3	90 4	487 3	176 2	0 0	753 3	4013 3				
MAXIMUM	233 2	1598 3	874 3	0 0	2705 3	20 1	204 1	106 1	0 0	330 1	3035 2				
HIGH	527 5	2613 4	1275 4	0 0	4415 5	69 3	532 3	257 3	0 0	858 3	5273 4				
MEDIUM	1276 13	5174 9	2451 8	0 0	8901 9	208 10	1419 8	576 7	0 0	2203 8	11104 9				
STANDARD	4758 47	14626 25	6958 24	0 0	26342 27	1258 60	5758 34	2287 28	0 0	9303 34	35645 29				
ADMINISTRATIVE	2438 24	30220 52	15967 54	0 0	48625 50	404 19	8160 48	4550 56	0 0	13114 48	61739 49				
FINANCIAL	0 0	10 0	56 0	0 0	66 0	0 0	1 0	2 0	0 0	3 0	69 0				
OBSOLETE CODES	0 0	0 0	0 0	0 0	0 0	0 0	0 0	0 0	0 0	0 0	0 0				
UNCLASSIFIED	186 2	1085 2	482 2	0 0	1753 2	22 1	222 1	106 1	0 0	350 1	2103 2				
Total reported	10172	58254	29307	0	97733	2083	17046	8193	0	27322	125055				
Percent Reported	100.0	100.0	100.0		100.0	100.0	100.0	100.0		100.0	100.0				
NOT REPORTED	0	0	0	0	0	0	0	0	0	0	0				
Total	10172	58254	29307	0	97733	2083	17046	8193	0	27322	125055				

Probationer Statistical Profile

Sample: Active & admin probationers, not in facilities
Act probationers 01/21/2003

Requestor: Nancy Phillips, Statistician

County of conviction by current age & sex

County	Men					Women					Grand Total	%											
	age 00-21	age 22-39	age 40-98	age UNKWN	Men Total	age 00-21	age 22-39	age 40-98	age UNKWN	Women Total													
Appling	25	0	145	0	60	0	0	0	0	230	0	2	0	31	0	8	0	0	0	41	0	271	0
Atkinson	15	0	68	0	41	0	0	0	0	124	0	3	0	18	0	9	0	0	0	30	0	154	0
Bacon	12	0	57	0	29	0	0	0	0	98	0	1	0	11	0	7	0	0	0	19	0	117	0
Baker	0	0	39	0	18	0	0	0	0	57	0	0	0	2	0	1	0	0	0	3	0	60	0
Baldwin	120	1	602	1	255	1	0	0	0	977	1	15	1	138	1	86	1	0	0	239	1	1216	1
Banks	17	0	121	0	99	0	0	0	0	237	0	8	0	40	0	22	0	0	0	70	0	307	0
Barrow	42	0	284	0	197	1	0	0	0	523	1	15	1	115	1	53	1	0	0	183	1	706	1
Bartow	99	1	857	1	482	2	0	0	0	1438	1	25	1	290	2	122	1	0	0	437	2	1875	1
Ben Hill	25	0	169	0	91	0	0	0	0	285	0	7	0	50	0	21	0	0	0	78	0	363	0
Berrien	30	0	135	0	81	0	0	0	0	246	0	10	0	36	0	18	0	0	0	64	0	310	0
Bibb	250	2	1547	3	802	3	0	0	0	2599	3	41	2	481	3	244	3	0	0	766	3	3365	3
Bleckley	25	0	111	0	45	0	0	0	0	181	0	7	0	40	0	13	0	0	0	60	0	241	0
Brantley	8	0	59	0	50	0	0	0	0	117	0	1	0	17	0	5	0	0	0	23	0	140	0
Brooks	22	0	155	0	57	0	0	0	0	234	0	1	0	22	0	15	0	0	0	38	0	272	0
Bryan	26	0	87	0	38	0	0	0	0	151	0	5	0	16	0	12	0	0	0	33	0	184	0
Bulloch	121	1	513	1	162	1	0	0	0	796	1	17	1	141	1	42	1	0	0	200	1	996	1
Burke	23	0	112	0	56	0	0	0	0	191	0	4	0	26	0	14	0	0	0	44	0	235	0
Butts	25	0	185	0	87	0	0	0	0	297	0	2	0	46	0	25	0	0	0	73	0	370	0
Calhoun	9	0	76	0	34	0	0	0	0	119	0	2	0	19	0	10	0	0	0	31	0	150	0
Camden	45	0	221	0	87	0	0	0	0	353	0	8	0	49	0	28	0	0	0	85	0	438	0
Candler	13	0	62	0	38	0	0	0	0	113	0	1	0	33	0	13	0	0	0	47	0	160	0
Carroll	94	1	504	1	223	1	0	0	0	821	1	26	1	142	1	76	1	0	0	244	1	1065	1
Catoosa	49	0	339	1	138	0	0	0	0	526	1	17	1	111	1	60	1	0	0	188	1	714	1
Charlton	9	0	50	0	28	0	0	0	0	87	0	2	0	11	0	7	0	0	0	20	0	107	0
Chatham	372	4	1672	3	800	3	0	0	0	2844	3	79	4	633	4	302	4	0	0	1014	4	3858	3
Chattahoochee	5	0	20	0	12	0	0	0	0	37	0	1	0	7	0	2	0	0	0	10	0	47	0
Chattooga	28	0	227	0	120	0	0	0	0	375	0	10	0	70	0	33	0	0	0	113	0	488	0
Cherokee	169	2	819	1	424	1	0	0	0	1412	1	34	2	240	1	129	2	0	0	403	1	1815	1
Clarke	133	1	597	1	225	1	0	0	0	955	1	22	1	162	1	50	1	0	0	234	1	1189	1
Clay	11	0	36	0	21	0	0	0	0	68	0	1	0	7	0	6	0	0	0	14	0	82	0
Clayton	257	3	854	1	377	1	0	0	0	1488	2	96	5	423	2	129	2	0	0	648	2	2136	2
Clinch	19	0	87	0	56	0	0	0	0	162	0	4	0	24	0	8	0	0	0	36	0	198	0
Cobb	729	7	4551	8	2231	8	0	0	0	7511	8	149	7	1295	8	671	8	0	0	2115	8	9626	8
Coffee	49	0	266	0	142	0	0	0	0	457	0	4	0	75	0	46	1	0	0	125	0	582	0

(continued)

Probationer Statistical Profile

Sample: Active & admin probationers, not in facilities
Act probationers 01/21/2003

Requestor: Nancy Phillips, Statistician

County of conviction by current age & sex (continued)

County	M e n							W o m e n							Grand Total	%						
	age	%	age	%	age	%	UNKWN	Men	age	%	age	%	age	%			UNKWN	Women				
	00-21		22-39		40-98			Total	00-21		22-39		40-98			Total						
Colquit	97	1	432	1	218	1	0	0	747	1	11	1	92	1	43	1	0	0	146	1	893	1
Columbia	79	1	314	1	123	0	0	0	516	1	11	1	88	1	56	1	0	0	155	1	671	1
Cook	23	0	239	0	127	0	0	0	389	0	1	0	61	0	25	0	0	0	87	0	476	0
Coweta	104	1	427	1	193	1	0	0	724	1	15	1	167	1	69	1	0	0	251	1	975	1
Crawford	12	0	54	0	25	0	0	0	91	0	2	0	8	0	10	0	0	0	20	0	111	0
Crisp	71	1	263	0	137	0	0	0	471	0	17	1	100	1	33	0	0	0	150	1	621	0
Dade	32	0	155	0	73	0	0	0	260	0	5	0	57	0	20	0	0	0	82	0	342	0
Dawson	16	0	122	0	67	0	0	0	205	0	4	0	47	0	29	0	0	0	80	0	285	0
Decatur	29	0	343	1	185	1	0	0	557	1	11	1	85	0	43	1	0	0	139	1	696	1
DeKalb	545	5	2749	5	1291	4	0	0	4585	5	138	7	828	5	328	4	0	0	1294	5	5879	5
Dodge	24	0	156	0	75	0	0	0	255	0	9	0	52	0	25	0	0	0	86	0	341	0
Dooly	19	0	121	0	56	0	0	0	196	0	2	0	32	0	15	0	0	0	49	0	245	0
Dougherty	314	3	2039	4	1077	4	0	0	3430	4	54	3	636	4	290	4	0	0	980	4	4410	4
Douglas	189	2	1425	2	837	3	0	0	2451	3	54	3	480	3	259	3	0	0	793	3	3244	3
Early	34	0	144	0	66	0	0	0	244	0	3	0	40	0	23	0	0	0	66	0	310	0
Echols	2	0	16	0	12	0	0	0	30	0	1	0	1	0	2	0	0	0	4	0	34	0
Effingham	38	0	200	0	105	0	0	0	343	0	13	1	66	0	34	0	0	0	113	0	456	0
Elbert	18	0	208	0	133	0	0	0	359	0	2	0	54	0	34	0	0	0	90	0	449	0
Emanuel	22	0	138	0	53	0	0	0	213	0	4	0	40	0	17	0	0	0	61	0	274	0
Evans	10	0	44	0	19	0	0	0	73	0	4	0	12	0	4	0	0	0	20	0	93	0
Fannin	23	0	169	0	128	0	0	0	320	0	5	0	72	0	22	0	0	0	99	0	419	0
Fayette	81	1	366	1	165	1	0	0	612	1	17	1	137	1	69	1	0	0	223	1	835	1
Floyd	131	1	879	2	530	2	0	0	1540	2	34	2	341	2	183	2	0	0	558	2	2098	2
Forsyth	61	1	364	1	199	1	0	0	624	1	8	0	126	1	55	1	0	0	189	1	813	1
Franklin	23	0	188	0	105	0	0	0	316	0	3	0	39	0	23	0	0	0	65	0	381	0
Fulton	651	6	4399	8	2159	7	0	0	7209	7	72	3	846	5	484	6	0	0	1402	5	8611	7
Gilmer	32	0	248	0	131	0	0	0	411	0	6	0	71	0	46	1	0	0	123	0	534	0
Glascokk	3	0	5	0	6	0	0	0	14	0	0	0	0	0	0	0	0	0	0	0	14	0
Glynn	110	1	616	1	291	1	0	0	1017	1	24	1	167	1	77	1	0	0	268	1	1285	1
Gordon	74	1	499	1	288	1	0	0	861	1	16	1	186	1	99	1	0	0	301	1	1162	1
Grady	32	0	215	0	120	0	0	0	367	0	5	0	45	0	25	0	0	0	75	0	442	0
Greene	38	0	212	0	85	0	0	0	335	0	5	0	40	0	16	0	0	0	61	0	396	0
Gwinnett	538	5	2861	5	1254	4	0	0	4653	5	119	6	851	5	393	5	0	0	1363	5	6016	5
Habersham	33	0	148	0	87	0	0	0	268	0	8	0	42	0	22	0	0	0	72	0	340	0
Hall	127	1	704	1	447	2	0	0	1278	1	30	1	278	2	128	2	0	0	436	2	1714	1

(continued)

Probationer Statistical Profile

Sample: Active & admin probationers, not in facilities
Act probationers 01/21/2003

Requestor: Nancy Phillips, Statistician

County of conviction by current age & sex (continued)

County	Men						Women						Grand Total	%								
	age 00-21	age %	age 22-39	age %	age 40-98	age % UNKWN	Men Total	age 00-21	age %	age 22-39	age %	age 40-98			age % UNKWN	Women Total						
Hancock	17	0	70	0	33	0	0	0	120	0	2	0	8	0	6	0	0	0	16	0	136	0
Haralson	19	0	148	0	138	0	0	0	305	0	5	0	39	0	24	0	0	0	68	0	373	0
Harris	29	0	120	0	68	0	0	0	217	0	4	0	21	0	13	0	0	0	38	0	255	0
Hart	11	0	144	0	66	0	0	0	221	0	2	0	29	0	21	0	0	0	52	0	273	0
Heard	6	0	49	0	34	0	0	0	89	0	2	0	8	0	6	0	0	0	16	0	105	0
Henry	172	2	816	1	308	1	0	0	1296	1	46	2	238	1	99	1	0	0	383	1	1679	1
Houston	132	1	703	1	367	1	0	0	1202	1	36	2	251	1	93	1	0	0	380	1	1582	1
Irwin	13	0	79	0	56	0	0	0	148	0	1	0	10	0	7	0	0	0	18	0	166	0
Jackson	54	1	303	1	169	1	0	0	526	1	9	0	98	1	50	1	0	0	157	1	683	1
Jasper	18	0	63	0	41	0	0	0	122	0	1	0	12	0	10	0	0	0	23	0	145	0
Jeff Davis	9	0	103	0	60	0	0	0	172	0	3	0	27	0	11	0	0	0	41	0	213	0
Jefferson	35	0	124	0	58	0	0	0	217	0	1	0	18	0	7	0	0	0	26	0	243	0
Jenkins	13	0	100	0	41	0	0	0	154	0	4	0	18	0	7	0	0	0	29	0	183	0
Johnson	10	0	104	0	30	0	0	0	144	0	0	0	13	0	12	0	0	0	25	0	169	0
Jones	38	0	212	0	120	0	0	0	370	0	6	0	35	0	20	0	0	0	61	0	431	0
Lamar	20	0	180	0	71	0	0	0	271	0	9	0	41	0	12	0	0	0	62	0	333	0
Lanier	13	0	94	0	53	0	0	0	160	0	3	0	15	0	8	0	0	0	26	0	186	0
Laurens	59	1	400	1	213	1	0	0	672	1	4	0	76	0	31	0	0	0	111	0	783	1
Lee	33	0	227	0	118	0	0	0	378	0	10	0	30	0	17	0	0	0	57	0	435	0
Liberty	29	0	149	0	52	0	0	0	230	0	5	0	37	0	19	0	0	0	61	0	291	0
Lincoln	15	0	53	0	32	0	0	0	100	0	1	0	8	0	8	0	0	0	17	0	117	0
Long	19	0	38	0	15	0	0	0	72	0	1	0	5	0	5	0	0	0	11	0	83	0
Lowndes	230	2	1097	2	445	2	0	0	1772	2	53	3	308	2	125	2	0	0	486	2	2258	2
Lumpkin	17	0	158	0	85	0	0	0	260	0	3	0	49	0	24	0	0	0	76	0	336	0
Macon	8	0	143	0	130	0	0	0	281	0	4	0	18	0	18	0	0	0	40	0	321	0
Madison	43	0	143	0	90	0	0	0	276	0	3	0	36	0	28	0	0	0	67	0	343	0
Marion	12	0	52	0	21	0	0	0	85	0	1	0	8	0	7	0	0	0	16	0	101	0
McDuffie	23	0	188	0	79	0	0	0	290	0	2	0	40	0	21	0	0	0	63	0	353	0
McIntosh	11	0	60	0	46	0	0	0	117	0	5	0	28	0	8	0	0	0	41	0	158	0
Meriwether	34	0	156	0	98	0	0	0	288	0	4	0	32	0	22	0	0	0	58	0	346	0
Miller	15	0	71	0	30	0	0	0	116	0	2	0	13	0	6	0	0	0	21	0	137	0
Mitchell	40	0	337	1	144	0	0	0	521	1	6	0	71	0	34	0	0	0	111	0	632	1
Monroe	18	0	211	0	97	0	0	0	326	0	4	0	59	0	23	0	0	0	86	0	412	0
Montgomery	22	0	62	0	28	0	0	0	112	0	0	0	10	0	9	0	0	0	19	0	131	0
Morgan	15	0	141	0	79	0	0	0	235	0	3	0	12	0	17	0	0	0	32	0	267	0

(continued)

Probationer Statistical Profile

Sample: Active & admin probationers, not in facilities
Act probationers 01/21/2003

Requestor: Nancy Phillips, Statistician

County of conviction by current age & sex (continued)

County	Men							Women							Grand Total	%						
	age	%	age	%	age	%	age	%	age	%	age	%	age	%			Women Total	%				
	00-21		22-39		40-98		UNKWN		Total		00-21		22-39		40-98		UNKWN		Total		Total	%
Murray	30	0	133	0	72	0	0	0	235	0	3	0	48	0	21	0	0	0	72	0	307	0
Muscogee	268	3	1209	2	666	2	0	0	2143	2	73	4	515	3	235	3	0	0	823	3	2966	2
Newton	76	1	796	1	449	2	0	0	1321	1	18	1	191	1	116	1	0	0	325	1	1646	1
Oconee	11	0	65	0	33	0	0	0	109	0	3	0	17	0	9	0	0	0	29	0	138	0
Oglethorpe	10	0	81	0	45	0	0	0	136	0	2	0	7	0	11	0	0	0	20	0	156	0
Paulding	62	1	314	1	185	1	0	0	561	1	9	0	60	0	46	1	0	0	115	0	676	1
Peach	35	0	177	0	65	0	0	0	277	0	0	0	35	0	14	0	0	0	49	0	326	0
Pickens	31	0	142	0	100	0	0	0	273	0	3	0	59	0	29	0	0	0	91	0	364	0
Pierce	12	0	55	0	26	0	0	0	93	0	1	0	18	0	7	0	0	0	26	0	119	0
Pike	5	0	49	0	25	0	0	0	79	0	0	0	5	0	4	0	0	0	9	0	88	0
Polk	37	0	349	1	221	1	0	0	607	1	6	0	74	0	48	1	0	0	128	0	735	1
Pulaski	17	0	69	0	38	0	0	0	124	0	1	0	24	0	11	0	0	0	36	0	160	0
Putnam	28	0	222	0	118	0	0	0	368	0	6	0	36	0	28	0	0	0	70	0	438	0
Quitman	8	0	24	0	12	0	0	0	44	0	2	0	4	0	6	0	0	0	12	0	56	0
Rabun	30	0	71	0	59	0	0	0	160	0	5	0	16	0	19	0	0	0	40	0	200	0
Randolph	19	0	94	0	40	0	0	0	153	0	0	0	29	0	19	0	0	0	48	0	201	0
Richmond	282	3	1340	2	651	2	0	0	2273	2	72	3	524	3	229	3	0	0	825	3	3098	2
Rockdale	61	1	322	1	165	1	0	0	548	1	23	1	119	1	55	1	0	0	197	1	745	1
Schley	7	0	49	0	34	0	0	0	90	0	1	0	12	0	5	0	0	0	18	0	108	0
Screven	21	0	140	0	84	0	0	0	245	0	3	0	36	0	32	0	0	0	71	0	316	0
Seminole	18	0	118	0	56	0	0	0	192	0	1	0	29	0	11	0	0	0	41	0	233	0
Spalding	71	1	461	1	226	1	0	0	758	1	17	1	175	1	80	1	0	0	272	1	1030	1
Stephens	32	0	131	0	80	0	0	0	243	0	7	0	53	0	23	0	0	0	83	0	326	0
Stewart	4	0	78	0	46	0	0	0	128	0	0	0	10	0	12	0	0	0	22	0	150	0
Sumter	69	1	549	1	360	1	0	0	978	1	9	0	158	1	88	1	0	0	255	1	1233	1
Talbot	8	0	44	0	17	0	0	0	69	0	0	0	2	0	6	0	0	0	8	0	77	0
Taliaferro	6	0	9	0	5	0	0	0	20	0	0	0	2	0	1	0	0	0	3	0	23	0
Tattnall	15	0	78	0	51	0	0	0	144	0	4	0	15	0	12	0	0	0	31	0	175	0
Taylor	8	0	69	0	38	0	0	0	115	0	1	0	9	0	3	0	0	0	13	0	128	0
Telfair	17	0	129	0	53	0	0	0	199	0	3	0	46	0	18	0	0	0	67	0	266	0
Terrell	19	0	149	0	47	0	0	0	215	0	10	0	33	0	18	0	0	0	61	0	276	0
Thomas	125	1	675	1	311	1	0	0	1111	1	16	1	170	1	64	1	0	0	250	1	1361	1
Tift	26	0	326	1	181	1	0	0	533	1	5	0	87	1	38	0	0	0	130	0	663	1
Toombs	39	0	158	0	91	0	0	0	288	0	9	0	59	0	27	0	0	0	95	0	383	0
Towns	6	0	47	0	25	0	0	0	78	0	1	0	14	0	7	0	0	0	22	0	100	0

(continued)

Probationer Statistical Profile

Sample: Active & admin probationers, not in facilities
Act probationers 01/21/2003

Requestor: Nancy Phillips, Statistician

County of conviction by current age & sex (continued)

County	Men					Women					Grand Total %
	age 00-21 %	age 22-39 %	age 40-98 %	age UNKWN %	Men Total %	age 00-21 %	age 22-39 %	age 40-98 %	age UNKWN %	Women Total %	
Treutlen	14 0	77 0	48 0	0 0	139 0	2 0	18 0	16 0	0 0	36 0	175 0
Troup	108 1	469 1	226 1	0 0	803 1	28 1	195 1	68 1	0 0	291 1	1094 1
Turner	15 0	90 0	43 0	0 0	148 0	2 0	14 0	11 0	0 0	27 0	175 0
Twiggs	6 0	70 0	39 0	0 0	115 0	3 0	15 0	11 0	0 0	29 0	144 0
Union	15 0	64 0	46 0	0 0	125 0	8 0	24 0	19 0	0 0	51 0	176 0
Upson	44 0	161 0	60 0	0 0	265 0	7 0	39 0	21 0	0 0	67 0	332 0
Walker	74 1	383 1	208 1	0 0	665 1	15 1	106 1	56 1	0 0	177 1	842 1
Walton	83 1	673 1	385 1	0 0	1141 1	10 0	150 1	78 1	0 0	238 1	1379 1
Ware	32 0	227 0	120 0	0 0	379 0	7 0	76 0	30 0	0 0	113 0	492 0
Warren	8 0	41 0	28 0	0 0	77 0	0 0	3 0	1 0	0 0	4 0	81 0
Washington	33 0	125 0	65 0	0 0	223 0	1 0	33 0	19 0	0 0	53 0	276 0
Wayne	45 0	271 0	119 0	0 0	435 0	14 1	67 0	34 0	0 0	115 0	550 0
Webster	9 0	34 0	28 0	0 0	71 0	2 0	6 0	1 0	0 0	9 0	80 0
Wheeler	4 0	34 0	29 0	0 0	67 0	1 0	8 0	8 0	0 0	17 0	84 0
White	20 0	106 0	86 0	0 0	212 0	2 0	39 0	18 0	0 0	59 0	271 0
Whitfield	121 1	646 1	305 1	0 0	1072 1	36 2	245 1	112 1	0 0	393 1	1465 1
Wilcox	14 0	45 0	22 0	0 0	81 0	0 0	7 0	3 0	0 0	10 0	91 0
Wilkes	16 0	75 0	48 0	0 0	139 0	1 0	15 0	8 0	0 0	24 0	163 0
Wilkinson	11 0	67 0	44 0	0 0	122 0	1 0	25 0	8 0	0 0	34 0	156 0
Worth	26 0	167 0	89 0	0 0	282 0	3 0	22 0	22 0	0 0	47 0	329 0
Out of state	197 2	1514 3	603 2	0 0	2314 2	48 2	519 3	179 2	0 0	746 3	3060 2
Total reported	10171	58248	29304	0	97723	2083	17046	8191	0	27320	125043
Percent Reported	100.0	100.0	100.0		100.0	100.0	100.0	100.0		100.0	100.0
Not reported	1	6	3	0	10	0	0	2	0	2	12
Total	10172	58254	29307	0	97733	2083	17046	8193	0	27322	125055

Probationer Statistical Profile

Sample: Active & admin probationers, not in facilities
Act probationers 01/21/2003

Requestor: Nancy Phillips, Statistician

Circuit of conviction by current age & sex

Circuit of conv	Men								Women								Grand Total	%				
	age	%	age	%	age	%	age	%	Men	%	age	%	age	%	Women	%						
	00-21	22-39	40-98	UNKWN	00-21	22-39	40-98	UNKWN	00-21	22-39	40-98	UNKWN	00-21	22-39	40-98	UNKWN						
Alapaha	100	1	623	1	358	1	0	0	1081	1	21	1	154	1	68	1	0	0	243	1	1324	1
Alcovy	159	2	1469	3	834	3	0	0	2462	3	28	1	341	2	194	2	0	0	563	2	3025	2
Atlanta	651	7	4399	8	2159	8	0	0	7209	8	72	4	846	5	484	6	0	0	1402	5	8611	7
Atlantic	110	1	456	1	221	1	0	0	787	1	24	1	113	1	60	1	0	0	197	1	984	1
Augusta	384	4	1766	3	830	3	0	0	2980	3	87	4	638	4	299	4	0	0	1024	4	4004	3
Blue Ridge	169	2	819	1	423	1	0	0	1411	1	34	2	240	1	129	2	0	0	403	2	1814	1
Brunswick	234	2	1356	2	617	2	0	0	2207	2	51	3	341	2	158	2	0	0	550	2	2757	2
Chattahoochee	330	3	1514	3	822	3	0	0	2666	3	80	4	562	3	266	3	0	0	908	3	3574	3
Cherokee	173	2	1356	2	770	3	0	0	2299	2	41	2	476	3	221	3	0	0	738	3	3037	2
Clayton	256	3	851	1	375	1	0	0	1482	2	96	5	422	3	129	2	0	0	647	2	2129	2
Cobb	729	7	4548	8	2227	8	0	0	7504	8	149	7	1292	8	670	8	0	0	2111	8	9615	8
Conasauga	151	2	779	1	377	1	0	0	1307	1	39	2	293	2	133	2	0	0	465	2	1772	1
Cordele	129	1	598	1	306	1	0	0	1033	1	26	1	189	1	72	1	0	0	287	1	1320	1
Coweta	346	3	1605	3	774	3	0	0	2725	3	75	4	544	3	241	3	0	0	860	3	3585	3
Dougherty	314	3	2039	4	1077	4	0	0	3430	4	54	3	636	4	290	4	0	0	980	4	4410	4
Dublin	89	1	651	1	330	1	0	0	1070	1	9	0	122	1	70	1	0	0	201	1	1271	1
Eastern	372	4	1671	3	800	3	0	0	2843	3	79	4	633	4	302	4	0	0	1014	4	3857	3
Flint	172	2	816	1	308	1	0	0	1296	1	46	2	238	1	99	1	0	0	383	1	1679	1
Griffin	201	2	1037	2	476	2	0	0	1714	2	41	2	356	2	174	2	0	0	571	2	2285	2
Gwinnett	538	5	2860	5	1254	4	0	0	4652	5	119	6	851	5	392	5	0	0	1362	5	6014	5
Houston	132	1	703	1	367	1	0	0	1202	1	36	2	251	2	93	1	0	0	380	1	1582	1
Lookout Mountain	183	2	1104	2	539	2	0	0	1826	2	47	2	344	2	169	2	0	0	560	2	2386	2
Macon	297	3	1778	3	892	3	0	0	2967	3	43	2	524	3	268	3	0	0	835	3	3802	3
Middle	142	1	607	1	305	1	0	0	1054	1	16	1	183	1	83	1	0	0	282	1	1336	1
Mountain	95	1	350	1	226	1	0	0	671	1	20	1	111	1	64	1	0	0	195	1	866	1
Northeastern	143	1	826	1	514	2	0	0	1483	2	34	2	325	2	157	2	0	0	516	2	1999	2
Northern	105	1	764	1	439	2	0	0	1308	1	12	1	165	1	117	1	0	0	294	1	1602	1
Ocmulgee	285	3	1589	3	775	3	0	0	2649	3	39	2	306	2	191	2	0	0	536	2	3185	3
Oconee	109	1	561	1	268	1	0	0	938	1	21	1	180	1	84	1	0	0	285	1	1223	1
Ogeechee	193	2	953	2	392	1	0	0	1538	2	37	2	261	2	115	1	0	0	413	2	1951	2
Pataula	124	1	636	1	272	1	0	0	1032	1	19	1	155	1	89	1	0	0	263	1	1295	1
Piedmont	113	1	708	1	465	2	0	0	1286	1	32	2	253	2	125	2	0	0	410	2	1696	1
Rome	131	1	879	2	530	2	0	0	1540	2	34	2	341	2	183	2	0	0	558	2	2098	2
South Georgia	110	1	1010	2	501	2	0	0	1621	2	24	1	222	1	113	1	0	0	359	1	1980	2

(continued)

Probationer Statistical Profile

Sample: Active & admin probationers, not in facilities
Act probationers 01/21/2003

Requestor: Nancy Phillips, Statistician

Circuit of conviction by current age & sex (continued)

Circuit of conv	Men								Women								Grand Total	%				
	age	%	age	%	age	%	age	%	Men Total	%	age	%	age	%	age	%			Women Total	%		
Southern	476	5	2375	4	1043	4	0	0	3894	4	82	4	593	4	249	3	0	0	924	3	4818	4
Southwestern	130	1	1080	2	716	2	0	0	1926	2	26	1	234	1	141	2	0	0	401	2	2327	2
Stone Mountain	545	5	2749	5	1291	4	0	0	4585	5	138	7	828	5	328	4	0	0	1294	5	5879	5
Tallapoosa	56	1	497	1	359	1	0	0	912	1	11	1	113	1	72	1	0	0	196	1	1108	1
Tifton	80	1	662	1	369	1	0	0	1111	1	11	1	133	1	78	1	0	0	222	1	1333	1
Toombs	71	1	371	1	198	1	0	0	640	1	4	0	68	0	39	0	0	0	111	0	751	1
Waycross	122	1	714	1	395	1	0	0	1231	1	16	1	208	1	102	1	0	0	326	1	1557	1
Western	144	1	662	1	258	1	0	0	1064	1	25	1	179	1	59	1	0	0	263	1	1327	1
Rockdale	61	1	322	1	165	1	0	0	548	1	23	1	119	1	55	1	0	0	197	1	745	1
Douglas	189	2	1425	3	837	3	0	0	2451	3	54	3	480	3	259	3	0	0	793	3	3244	3
Appalachian	86	1	559	1	359	1	0	0	1004	1	14	1	202	1	97	1	0	0	313	1	1317	1
Enotah	58	1	375	1	242	1	0	0	675	1	14	1	126	1	68	1	0	0	208	1	883	1
Forsyth-Bell	61	1	364	1	199	1	0	0	624	1	8	0	126	1	55	1	0	0	189	1	813	1
Towaliga	63	1	576	1	255	1	0	0	894	1	15	1	146	1	60	1	0	0	221	1	1115	1
Paulding	62	1	314	1	185	1	0	0	561	1	9	0	60	0	46	1	0	0	115	0	676	1
OUT OF STATE	197	2	1515	3	603	2	0	0	2315	2	48	2	519	3	179	2	0	0	746	3	3061	3
Total reported	10170		58241		29297		0		97708		2083		17042		8189		0		27314		125022	
Percent Reported	100.0		100.0		100.0				100.0		100.0		100.0		100.0				100.0		100.0	
NOT REPORTED	93		609		344		0		1046		24		144		71		0		239		1285	
Total	10172		58254		29307		0		97733		2083		17046		8193		0		27322		125055	

Probationer Statistical Profile

Sample: Active & admin probationers, not in facilities
Act probationers 01/21/2003

Requestor: Nancy Phillips, Statistician

Circuit of supervision by current age & sex

Circuit of supv	Men								Women								Grand Total %					
	age 00-21 %	age 22-39 %	age 40-98 %	age UNKWN %	Men Total %	age 00-21 %	age 22-39 %	age 40-98 %	age UNKWN %	Women Total %												
Alapaha	93	1	609	1	344	1	0	0	1046	1	24	1	144	1	71	1	0	0	239	1	1285	1
Alcovy	142	1	1323	2	774	3	0	0	2239	2	31	1	310	2	187	2	0	0	528	2	2767	2
Atlanta	796	8	5502	9	2671	9	0	0	8969	9	121	6	1224	7	633	8	0	0	1978	7	10947	9
Atlantic	121	1	511	1	229	1	0	0	861	1	25	1	129	1	64	1	0	0	218	1	1079	1
Augusta	393	4	1892	3	875	3	0	0	3160	3	86	4	641	4	298	4	0	0	1025	4	4185	3
Blue Ridge	168	2	788	1	404	1	0	0	1360	1	29	1	252	1	126	2	0	0	407	1	1767	1
Brunswick	248	2	1395	2	648	2	0	0	2291	2	57	3	385	2	166	2	0	0	608	2	2899	2
Chattahoochee	323	3	1551	3	859	3	0	0	2733	3	80	4	570	3	270	3	0	0	920	3	3653	3
Cherokee	184	2	1388	2	746	3	0	0	2318	2	38	2	460	3	216	3	0	0	714	3	3032	2
Clayton	258	3	968	2	416	1	0	0	1642	2	79	4	437	3	142	2	0	0	658	2	2300	2
Cobb	673	7	4160	7	2028	7	0	0	6861	7	132	6	1134	7	591	7	0	0	1857	7	8718	7
Conasauga	166	2	874	2	412	1	0	0	1452	1	42	2	324	2	140	2	0	0	506	2	1958	2
Cordele	126	1	549	1	306	1	0	0	981	1	22	1	183	1	69	1	0	0	274	1	1255	1
Coweta	366	4	1645	3	805	3	0	0	2816	3	81	4	595	3	251	3	0	0	927	3	3743	3
Dougherty	297	3	1954	3	1033	4	0	0	3284	3	64	3	606	4	267	3	0	0	937	3	4221	3
Dublin	88	1	615	1	340	1	0	0	1043	1	8	0	140	1	76	1	0	0	224	1	1267	1
Eastern	379	4	1747	3	806	3	0	0	2932	3	75	4	633	4	306	4	0	0	1014	4	3946	3
Flint	164	2	803	1	339	1	0	0	1306	1	44	2	241	1	94	1	0	0	379	1	1685	1
Griffin	191	2	1015	2	476	2	0	0	1682	2	48	2	369	2	160	2	0	0	577	2	2259	2
Gwinnett	555	5	2865	5	1217	4	0	0	4637	5	135	7	858	5	392	5	0	0	1385	5	6022	5
Houston	124	1	642	1	351	1	0	0	1117	1	32	2	229	1	83	1	0	0	344	1	1461	1
Lookout Mountain	178	2	1112	2	571	2	0	0	1861	2	42	2	349	2	169	2	0	0	560	2	2421	2
Macon	318	3	1890	3	939	3	0	0	3147	3	49	2	564	3	286	3	0	0	899	3	4046	3
Middle	142	1	636	1	344	1	0	0	1122	1	15	1	183	1	83	1	0	0	281	1	1403	1
Mountain	92	1	395	1	237	1	0	0	724	1	18	1	138	1	69	1	0	0	225	1	949	1
Northeastern	153	2	924	2	522	2	0	0	1599	2	36	2	341	2	170	2	0	0	547	2	2146	2
Northern	113	1	754	1	447	2	0	0	1314	1	13	1	183	1	119	1	0	0	315	1	1629	1
Ocmulgee	261	3	1469	3	730	2	0	0	2460	3	37	2	306	2	184	2	0	0	527	2	2987	2
Oconee	92	1	548	1	258	1	0	0	898	1	20	1	175	1	88	1	0	0	283	1	1181	1
Ogeechee	172	2	887	2	391	1	0	0	1450	1	35	2	256	2	117	1	0	0	408	1	1858	1
Pataula	123	1	654	1	277	1	0	0	1054	1	17	1	178	1	92	1	0	0	287	1	1341	1
Piedmont	115	1	702	1	489	2	0	0	1306	1	29	1	235	1	123	2	0	0	387	1	1693	1
Rome	133	1	882	2	524	2	0	0	1539	2	36	2	352	2	185	2	0	0	573	2	2112	2
South Georgia	120	1	1025	2	502	2	0	0	1647	2	29	1	227	1	114	1	0	0	370	1	2017	2

(continued)

Probationer Statistical Profile

Sample: Active & admin probationers, not in facilities
Act probationers 01/21/2003

Requestor: Nancy Phillips, Statistician

Circuit of supervision by current age & sex (continued)

Circuit of supv	M e n								W o m e n								Grand					
	age	age	age	age	Men	Men	age	age	age	age	Women	Women	Total	Total	%							
	00-21	%	22-39	%	40-98	%	UNKWN	%	Total	%	00-21	%	22-39	%	40-98	%	UNKWN	%	Total	%		
Southern	476	5	2381	4	1082	4	0	0	3939	4	85	4	592	3	246	3	0	0	923	3	4862	4
Southwestern	132	1	1026	2	661	2	0	0	1819	2	24	1	230	1	155	2	0	0	409	1	2228	2
Stone Mountain	585	6	3202	6	1427	5	0	0	5214	5	151	7	909	5	398	5	0	0	1458	5	6672	5
Tallapoosa	64	1	506	1	372	1	0	0	942	1	14	1	135	1	82	1	0	0	231	1	1173	1
Tifton	94	1	726	1	388	1	0	0	1208	1	11	1	155	1	95	1	0	0	261	1	1469	1
Toombs	67	1	367	1	191	1	0	0	625	1	4	0	72	0	42	1	0	0	118	0	743	1
Waycross	133	1	740	1	418	1	0	0	1291	1	14	1	220	1	101	1	0	0	335	1	1626	1
Western	141	1	727	1	278	1	0	0	1146	1	23	1	160	1	68	1	0	0	251	1	1397	1
Rockdale	71	1	413	1	200	1	0	0	684	1	23	1	145	1	54	1	0	0	222	1	906	1
Douglas	159	2	1184	2	671	2	0	0	2014	2	37	2	366	2	196	2	0	0	599	2	2613	2
Appalachian	82	1	572	1	364	1	0	0	1018	1	16	1	194	1	106	1	0	0	316	1	1334	1
Enotah	55	1	369	1	258	1	0	0	682	1	13	1	123	1	73	1	0	0	209	1	891	1
Forsyth-Bell	51	1	313	1	182	1	0	0	546	1	5	0	117	1	49	1	0	0	171	1	717	1
Towaliga	60	1	523	1	250	1	0	0	833	1	14	1	145	1	65	1	0	0	224	1	1057	1
Paulding	80	1	410	1	219	1	0	0	709	1	11	1	109	1	54	1	0	0	174	1	883	1
Total reported	10117		58133		29271		0		97521		2074		17023		8185		0		27282		124803	

Probationer Statistical Profile

Sample: Active & admin probationers, not in facilities
Act probationers 01/21/2003

Requestor: Nancy Phillips, Statistician

Sentence length in years by current age & sex

Sentence (in years)	Men							Women							Grand Total %
	age 00-21 %	age 22-39 %	age 40-98 %	age UNKWN %	Men Total %	age 00-21 %	age 22-39 %	age 40-98 %	age UNKWN %	Women Total %					
0-1	42 0	212 0	121 0	0 0	375 0	11 1	69 0	31 0	0 0	111 0	486 0				
1.1-2	256 3	1369 2	576 2	0 0	2201 2	81 4	395 2	187 2	0 0	663 2	2864 2				
2.1-3	882 9	2954 5	1340 5	0 0	5176 5	289 14	1063 6	406 5	0 0	1758 6	6934 6				
3.1-4	1367 13	4991 9	2272 8	0 0	8630 9	411 20	2090 12	769 9	0 0	3270 12	11900 10				
4.1-5	1215 12	5974 10	2702 9	0 0	9891 10	223 11	1724 10	765 9	0 0	2712 10	12603 10				
5.1-6	3702 36	17482 30	8032 27	0 0	29216 30	709 34	5514 32	2400 29	0 0	8623 32	37839 30				
6.1-7	371 4	2853 5	1348 5	0 0	4572 5	72 3	777 5	367 4	0 0	1216 4	5788 5				
7.1-8	449 4	3614 6	1627 6	0 0	5690 6	57 3	875 5	399 5	0 0	1331 5	7021 6				
8.1-9	313 3	2729 5	1440 5	0 0	4482 5	46 2	710 4	384 5	0 0	1140 4	5622 4				
9.1-10	171 2	1538 3	870 3	0 0	2579 3	22 1	379 2	207 3	0 0	608 2	3187 3				
10.1-12	1137 11	9206 16	4881 17	0 0	15224 16	142 7	2547 15	1496 18	0 0	4185 15	19409 16				
12.1-15	69 1	1552 3	1073 4	0 0	2694 3	8 0	294 2	227 3	0 0	529 2	3223 3				
15.1-20	136 1	2136 4	1547 5	0 0	3819 4	7 0	372 2	316 4	0 0	695 3	4514 4				
20.1-OVER	62 1	1626 3	1394 5	0 0	3082 3	5 0	237 1	236 3	0 0	478 2	3560 3				
INDEFINITE	0 0	0 0	0 0	0 0	0 0	0 0	0 0	0 0	0 0	0 0	0 0				
Total reported	10172	58236	29223	0	97631	2083	17046	8190	0	27319	124950				
Percent Reported	100.0	100.0	99.7		99.9	100.0	100.0	100.0		100.0	99.9				
NOT REPORTED	0	18	84	0	102	0	0	3	0	3	105				
Total	10172	58254	29307	0	97733	2083	17046	8193	0	27322	125055				
AVERAGE EXCLUDING INDEFINITE	5.47	6.93	7.67	.00	7.00	4.63	6.20	7.07	.00	6.34	6.85				

Probationer Statistical Profile

Sample: Active & admin probationers, not in facilities
Act probationers 01/21/2003

Requestor: Nancy Phillips, Statistician

Time served in years by current age & sex

Time served (in yrs)	M e n					W o m e n					Grand Total %
	age 00-21 %	age 22-39 %	age 40-98 %	age UNKWN %	Men Total %	age 00-21 %	age 22-39 %	age 40-98 %	age UNKWN %	Women Total %	
0-1	5251 52	16498 28	7199 25	0 0	28948 30	1066 51	5229 31	2068 25	0 0	8363 31	37311 30
1.1-2	2955 29	13318 23	6033 21	0 0	22306 23	677 33	4171 24	1801 22	0 0	6649 24	28955 23
2.1-3	1452 14	9752 17	4670 16	0 0	15874 16	268 13	2954 17	1321 16	0 0	4543 17	20417 16
3.1-4	428 4	7087 12	3649 12	0 0	11164 11	65 3	1905 11	1012 12	0 0	2982 11	14146 11
4.1-5	71 1	5016 9	2455 8	0 0	7542 8	7 0	1342 8	717 9	0 0	2066 8	9608 8
5.1-6	3 0	2208 4	1066 4	0 0	3277 3	0 0	518 3	329 4	0 0	847 3	4124 3
6.1-7	5 0	1386 2	881 3	0 0	2272 2	0 0	325 2	225 3	0 0	550 2	2822 2
7.1-8	3 0	927 2	638 2	0 0	1568 2	0 0	210 1	175 2	0 0	385 1	1953 2
8.1-9	1 0	664 1	534 2	0 0	1199 1	0 0	134 1	128 2	0 0	262 1	1461 1
9.1-10	1 0	459 1	437 1	0 0	897 1	0 0	117 1	135 2	0 0	252 1	1149 1
10.1-12	0 0	468 1	596 2	0 0	1064 1	0 0	64 0	101 1	0 0	165 1	1229 1
12.1-15	0 0	302 1	576 2	0 0	878 1	0 0	45 0	94 1	0 0	139 1	1017 1
15.1-20	0 0	110 0	401 1	0 0	511 1	0 0	19 0	54 1	0 0	73 0	584 0
20.1-OVER	1 0	59 0	171 1	0 0	231 0	0 0	12 0	33 0	0 0	45 0	276 0
Total reported	10171	58254	29306	0	97731	2083	17045	8193	0	27321	125052
Percent Reported	100.0	100.0	100.0		100.0	100.0	100.0	100.0		100.0	100.0
NOT REPORTED	1	0	1	0	2	0	1	0	0	1	3
Total	10172	58254	29307	0	97733	2083	17046	8193	0	27322	125055
AVERAGE TIME SERVED	1.21	2.65	3.51	.00	2.76	1.16	2.37	3.25	.00	2.54	2.71

Probationer Statistical Profile

Sample: Active & admin probationers, not in facilities
Act probationers 01/21/2003

Requestor: Nancy Phillips, Statistician

Time left to serve by current age & sex

Time left (in years)	Men					Women					Grand Total %
	age 00-21 %	age 22-39 %	age 40-98 %	age UNKWN %	Men Total %	age 00-21 %	age 22-39 %	age 40-98 %	age UNKWN %	Women Total %	
0-1	835 8	9363 16	4892 17	0 0	15090 15	259 12	2921 17	1441 18	0 0	4621 17	19711 16
1.1-2	1332 13	9474 16	4885 17	0 0	15691 16	408 20	2965 17	1388 17	0 0	4761 17	20452 16
2.1-3	1811 18	9264 16	4549 16	0 0	15624 16	398 19	2934 17	1333 16	0 0	4665 17	20289 16
3.1-4	1767 17	8157 14	3793 13	0 0	13717 14	341 16	2443 14	1122 14	0 0	3906 14	17623 14
4.1-5	2074 20	7247 12	3376 12	0 0	12697 13	369 18	2151 13	941 11	0 0	3461 13	16158 13
5.1-6	355 3	3103 5	1522 5	0 0	4980 5	56 3	778 5	441 5	0 0	1275 5	6255 5
6.1-7	421 4	2810 5	1417 5	0 0	4648 5	56 3	690 4	335 4	0 0	1081 4	5729 5
7.1-8	433 4	2307 4	1199 4	0 0	3939 4	43 2	629 4	326 4	0 0	998 4	4937 4
8.1-9	429 4	1956 3	1041 4	0 0	3426 4	62 3	554 3	286 3	0 0	902 3	4328 3
9.1-10	450 4	1751 3	830 3	0 0	3031 3	72 3	528 3	250 3	0 0	850 3	3881 3
10.1-12	57 1	827 1	502 2	0 0	1386 1	2 0	110 1	87 1	0 0	199 1	1585 1
12.1-15	134 1	1040 2	564 2	0 0	1738 2	11 1	189 1	101 1	0 0	301 1	2039 2
15.1-20	66 1	604 1	424 1	0 0	1094 1	5 0	112 1	89 1	0 0	206 1	1300 1
20.1-OVER	7 0	311 1	221 1	0 0	539 1	0 0	41 0	48 1	0 0	89 0	628 1
INDEFINITE	0 0	0 0	0 0	0 0	0 0	0 0	0 0	0 0	0 0	0 0	0 0
NONE	1 0	22 0	6 0	0 0	29 0	1 0	1 0	2 0	0 0	4 0	33 0
Total reported	10172	58236	29221	0	97629	2083	17046	8190	0	27319	124948
Percent Reported	100.0	100.0	99.7		99.9	100.0	100.0	100.0		100.0	99.9
NOT REPORTED	0	18	86	0	104	0	0	3	0	3	107
Total	10172	58254	29307	0	97733	2083	17046	8193	0	27322	125055
AVERAGE EXCLUDING INDEFINITE, NONE	4.17	3.96	4.09	.00	4.02	3.41	3.60	3.83	.00	3.66	3.94

Probationer Statistical Profile

Sample: Active & admin probationers, not in facilities
Act probationers 01/21/2003

Requestor: Nancy Phillips, Statistician

Case type by current age & sex

Case type	Men				Women				Grand Total	%	
	age 00-21	age 22-39	age 40-98	age UNKWN	age 00-21	age 22-39	age 40-98	age UNKWN			
PRESENTENCE	0	0	0	0	0	0	0	0	0	0	
SPLIT SENTENCE	173	2	5758	10	4395	15	0	0	16	1	
STRAIGHT SENTENCE	9801	96	50947	87	24234	83	0	0	84982	87	
ABANDONMENT&BASTARDY	0	0	15	0	63	0	0	0	78	0	
OUT OF STATE PROB	198	2	1524	3	609	2	0	0	2331	2	
OUT OF STATE A&B	0	0	1	0	0	0	0	0	1	0	
SUSPENDED SENTENCE	0	0	9	0	6	0	0	0	15	0	
Total reported	10172	58254	29307	0	97733	2083	17046	8193	0	27322	125055
Percent Reported	100.0	100.0	100.0		100.0	100.0	100.0	100.0		100.0	100.0
NOT REPORTED	0	0	0	0	0	0	0	0	0	0	0
Total	10172	58254	29307	0	97733	2083	17046	8193	0	27322	125055

Probationer Statistical Profile

Sample: Active & admin probationers, not in facilities
Act probationers 01/21/2003

Requestor: Nancy Phillips, Statistician

Release type by current age & sex

Release type	Men					Women					Grand Total	%
	age 00-21	age 22-39	age 40-98	age UNKWN	Men Total	age 00-21	age 22-39	age 40-98	age UNKWN	Women Total		
TRANSF OUT OF STATE	0	0	0	0	0	0	0	0	0	0	0	0
REVOKED (TECHNICAL)	0	0	0	0	0	0	0	0	0	0	0	0
REVOKED (NEW SENT)	0	0	0	0	0	0	0	0	0	0	0	0
REVOKED (NEW CRIME)	0	0	0	0	0	0	0	0	0	0	0	0
ABSCONDED (TOLLED)	0	0	0	0	0	0	0	0	0	0	0	0
ABSCONDED (NON-TOLL)	0	0	0	0	0	0	0	0	0	0	0	0
TERMINATED BY COURT	0	0	0	0	0	0	0	0	0	0	0	0
OUT OF STATE TERM	0	0	0	0	0	0	0	0	0	0	0	0
DEATH	0	0	0	0	0	0	0	0	0	0	0	0
FINAN OBLIG COMPLETE	0	0	0	0	0	0	0	0	0	0	0	0
OTHER	0	0	0	0	0	0	0	0	0	0	0	0
NORMAL RELEASE	0	0	0	0	0	0	0	0	0	0	0	0
A & B SPECIAL TERM	0	0	0	0	0	0	0	0	0	0	0	0
INDEP JURISDICTION	0	0	0	0	0	0	0	0	0	0	0	0
ACTIVE	10172	58254	29307	0	97733	2083	17046	8193	0	27322	125055	
Total reported	10172	58254	29307	0	97733	2083	17046	8193	0	27322	125055	
Percent Reported	100.0	100.0	100.0		100.0	100.0	100.0	100.0		100.0	100.0	
NOT REPORTED	0	0	0	0	0	0	0	0	0	0	0	
Total	10172	58254	29307	0	97733	2083	17046	8193	0	27322	125055	

Probationer Statistical Profile

Sample: Active & admin probationers, not in facilities
Act probationers 01/21/2003

Requestor: Nancy Phillips, Statistician

First offender status by current age & sex

1stOffndr	M e n				W o m e n				Grand Total %		
	age 00-21 %	age 22-39 %	age 40-98 %	age UNKWN %	Men Total %	age 00-21 %	age 22-39 %	age 40-98 %		age UNKWN %	Women Total %
FIRST OFFNDR STATUS	5487 54	16101 28	4866 17	0 0	26454 27	1465 70	7262 43	2520 31	0 0	11247 41	37701 30
NO FIRST OFFNDR STAT	4685 46	42153 72	24441 83	0 0	71279 73	618 30	9784 57	5673 69	0 0	16075 59	87354 70
Total reported	10172	58254	29307	0	97733	2083	17046	8193	0	27322	125055
Percent Reported	100.0	100.0	100.0		100.0	100.0	100.0	100.0		100.0	100.0
NOT REPORTED	0	0	0	0	0	0	0	0	0	0	0
Total	10172	58254	29307	0	97733	2083	17046	8193	0	27322	125055

Probationer Statistical Profile

Sample: Active & admin probationers, not in facilities
Act probationers 01/21/2003

Requestor: Nancy Phillips, Statistician

Type probationer by current age & sex

Type probationer	M e n					W o m e n					Grand Total %
	age 00-21 %	age 22-39 %	age 40-98 %	age UNKWN %	Men Total %	age 00-21 %	age 22-39 %	age 40-98 %	age UNKWN %	Women Total %	
MISDEMEANANT	116 1	708 1	406 1	0 0	1230 1	22 1	229 1	129 2	0 0	380 1	1610 1
FELON	10056 99	57521 99	28832 98	0 0	96409 99	2057 99	16804 99	8054 98	0 0	26915 99	123324 99
ABANDONMENT&BASTARDY	0 0	16 0	63 0	0 0	79 0	0 0	2 0	1 0	0 0	3 0	82 0
SUSPENDED SENTENCE	0 0	9 0	6 0	0 0	15 0	4 0	11 0	9 0	0 0	24 0	39 0
Total reported	10172	58254	29307	0	97733	2083	17046	8193	0	27322	125055
Percent Reported	100.0	100.0	100.0		100.0	100.0	100.0	100.0		100.0	100.0
NOT REPORTED	0	0	0	0	0	0	0	0	0	0	0
Total	10172	58254	29307	0	97733	2083	17046	8193	0	27322	125055

Probationer Statistical Profile

Sample: Active & admin probationers, not in facilities
Act probationers 01/21/2003

Requestor: Nancy Phillips, Statistician

Most serious crime by group by current age & sex

Crime group	Men				Women				Grand Total	%
	age 00-21	age 22-39	age 40-98	age UNKWN	age 00-21	age 22-39	age 40-98	age UNKWN		
HOMICIDE	19	340	271	0	5	101	83	0	189	819
ABORTION	0	3	0	0	0	1	0	0	1	4
BODILY INJRY&REL OFF	698	6260	3964	0	159	1190	577	0	1926	12848
ARSON & REL OFF	35	266	171	0	9	93	67	0	169	641
DAMAGE OF PROPERTY	235	706	221	0	51	176	52	0	279	1441
BURGLARY & REL OFF	1667	6104	1824	0	118	632	188	0	938	10533
FORGERY & REL OFF	562	4413	2048	0	483	4151	1572	0	6206	13229
THEFT	2153	7768	3357	0	597	3751	1563	0	5911	19189
ROBBERY	293	1762	526	0	37	167	57	0	261	2842
SEXUAL OFFENSES	509	2458	2268	0	12	118	55	0	185	5420
OBSCENITY CRIMES	0	4	10	0	0	1	1	0	2	16
TREASON & REL OFF	5	35	16	0	6	24	5	0	35	91
CRIMES INVOLVNG GOVT	213	1248	454	0	41	403	240	0	684	2599
FALSIFICATIONS	26	186	86	0	13	122	43	0	178	476
OBSTRUCT LAW ENFORCE	24	190	77	0	11	82	34	0	127	418
DISORDERLY CONDUCT	71	189	73	0	9	24	17	0	50	383
GAMBLING & REL OFF	6	51	26	0	2	15	11	0	28	111
CRUELTY TO CHILDREN	29	580	388	0	13	448	154	0	615	1612
CRIMES WITH GUNS	218	1909	1302	0	26	126	87	0	239	3668
INVASION PRIVACY	3	92	47	0	0	0	1	0	1	143
RACKETEERING	0	9	18	0	0	4	10	0	14	41
DRUG ABUSE OFFENSES	3136	20755	9489	0	438	4782	2913	0	8133	41513
DRUG TRAFFICKING	24	291	243	0	7	74	67	0	148	706
AUTO CRIMES	20	1400	1710	0	0	123	157	0	280	3410
REVENUE & CONTRABAND	3	6	5	0	0	3	3	0	6	20
CRIMES OF OTH STATES	30	200	87	0	9	85	34	0	128	445
MISC. FELONIES	72	296	154	0	12	113	63	0	188	710
MISDEMEANORS	116	719	460	0	25	234	137	0	396	1691
Total reported	10167	58240	29295	0	2083	17043	8191	0	27317	125019
Percent Reported	100.0	100.0	100.0		100.0	100.0	100.0		100.0	100.0
NOT REPORTED	5	14	12	0	0	3	2	0	5	36
Total	10172	58254	29307	0	2083	17046	8193	0	27322	125055

Probationer Statistical Profile

Sample: Active & admin probationers, not in facilities
Act probationers 01/21/2003

Requestor: Nancy Phillips, Statistician

Most serious offense by current age & sex

Most serious offense	Men					Women					Grand Total %
	age 00-21 %	age 22-39 %	age 40-98 %	age UNKWN %	Men Total %	age 00-21 %	age 22-39 %	age 40-98 %	age UNKWN %	Women Total %	
Misdemeanors											
abandonment	0 0	10 0	52 0	0 0	62 0	0 0	0 0	1 0	0 0	1 0	63 0
non-support	0 0	2 0	0 0	0 0	2 0	0 0	0 0	0 0	0 0	0 0	2 0
stalking	0 0	1 0	4 0	0 0	5 0	0 0	1 0	0 0	0 0	1 0	6 0
assault & battery	3 0	18 0	6 0	0 0	27 0	0 0	2 0	1 0	0 0	3 0	30 0
atmpt murder	0 0	2 0	1 0	0 0	3 0	0 0	0 0	0 0	0 0	0 0	3 0
aggravated assault	2 0	17 0	16 0	0 0	35 0	1 0	8 0	4 0	0 0	13 0	48 0
simple assault	1 0	18 0	18 0	0 0	37 0	1 0	1 0	0 0	0 0	2 0	39 0
simple battery	7 0	67 0	44 0	0 0	118 0	4 0	17 0	6 0	0 0	27 0	145 0
shooting at another	0 0	2 0	1 0	0 0	3 0	0 0	0 0	0 0	0 0	0 0	3 0
wife beating	0 0	1 0	0 0	0 0	1 0	0 0	0 0	0 0	0 0	0 0	1 0
concealing a death	0 0	1 0	0 0	0 0	1 0	0 0	0 0	0 0	0 0	0 0	1 0
leave scene had inju	0 0	1 0	1 0	0 0	2 0	0 0	1 0	0 0	0 0	1 0	3 0
crmnl intfer govt pr	0 0	3 0	0 0	0 0	3 0	0 0	0 0	0 0	0 0	0 0	3 0
reckless conduct	4 0	5 0	1 0	0 0	10 0	0 0	6 0	0 0	0 0	6 0	16 0
disorderly conduct	1 0	0 0	2 0	0 0	3 0	0 0	0 0	2 0	0 0	2 0	5 0
motor vehicle abando	0 0	0 0	1 0	0 0	1 0	0 0	0 0	0 0	0 0	0 0	1 0
larceny	0 0	2 0	2 0	0 0	4 0	0 0	1 0	0 0	0 0	1 0	5 0
receiving stolen goo	2 0	8 0	1 0	0 0	11 0	0 0	3 0	0 0	0 0	3 0	14 0
theft by taking	10 0	50 0	19 0	0 0	79 0	3 0	26 0	13 0	0 0	42 0	121 0
robbery	1 0	8 0	1 0	0 0	10 0	0 0	3 0	0 0	0 0	3 0	13 0
burglary	0 0	22 0	3 0	0 0	25 0	1 0	0 0	0 0	0 0	1 0	26 0
car breaking	0 0	1 0	0 0	0 0	1 0	0 0	0 0	0 0	0 0	0 0	1 0
alter id	1 0	1 0	0 0	0 0	2 0	0 0	0 0	0 0	0 0	0 0	2 0
cheating & swindling	0 0	0 0	1 0	0 0	1 0	0 0	0 0	0 0	0 0	0 0	1 0
bad checks	0 0	23 0	15 0	0 0	38 0	0 0	28 0	22 0	0 0	50 0	88 0
fraudulent checks	0 0	2 0	1 0	0 0	3 0	1 0	5 0	0 0	0 0	6 0	9 0
lottery	0 0	1 0	0 0	0 0	1 0	0 0	0 0	0 0	0 0	0 0	1 0
forgery	1 0	8 0	2 0	0 0	11 0	1 0	9 0	2 0	0 0	12 0	23 0
worthless checks	0 0	0 0	0 0	0 0	0 0	0 0	3 0	5 0	0 0	8 0	8 0
s/d of narcotics	2 0	7 0	0 0	0 0	9 0	0 0	0 0	0 0	0 0	0 0	9 0
public drunkenness	0 0	1 0	1 0	0 0	2 0	0 0	0 0	1 0	0 0	1 0	3 0
s/d dep,stim,cntrf d	0 0	3 0	0 0	0 0	3 0	0 0	0 0	0 0	0 0	0 0	3 0
s/d of lsd	0 0	0 0	0 0	0 0	0 0	0 0	1 0	0 0	0 0	1 0	1 0

(continued)

Probationer Statistical Profile

Sample: Active & admin probationers, not in facilities
Act probationers 01/21/2003

Requestor: Nancy Phillips, Statistician

Most serious offense by current age & sex (continued)

Most serious offense	Men						Women						Grand Total	%
	age 00-21	age 22-39	age 40-98	age UNKWN	Men Total	Men %	age 00-21	age 22-39	age 40-98	age UNKWN	Women Total	Women %		
s/d of marijuana	0	7	2	0	9	0	0	0	0	0	0	9	0	
poss of narcotics	1	4	1	0	6	0	2	1	0	3	0	9	0	
poss dep,stim,cntrf	0	1	0	0	1	0	0	0	0	0	0	1	0	
poss of lsd	0	1	0	0	1	0	0	0	0	0	0	1	0	
poss of marijuana	5	37	8	0	50	0	8	1	0	9	0	59	0	
viol motor veh law	10	44	19	0	73	0	6	5	0	11	0	84	0	
dui	8	81	86	0	175	2	21	16	0	39	0	214	0	
obstr of law enf off	8	53	22	0	83	1	5	6	0	12	0	95	0	
impersonating anothe	1	5	2	0	8	0	4	0	0	4	0	12	0	
crmnl trespassing	10	15	4	0	29	2	4	1	0	7	0	36	0	
illegal attm to obt	0	2	0	0	2	0	0	1	0	1	0	3	0	
crmnl damage	2	6	3	0	11	0	2	1	0	3	0	14	0	
terroristic threats	0	5	5	0	10	0	0	2	0	2	0	12	0	
viol ga cntrl subst	10	50	13	0	73	2	12	8	0	22	0	95	0	
sodomy	1	0	0	0	1	0	0	0	0	0	0	1	0	
public indecency	0	8	6	0	14	0	1	0	0	1	0	15	0	
peeping tom	1	1	1	0	3	0	0	0	0	0	0	3	0	
molesting a minor	0	0	3	0	3	0	0	0	0	0	0	3	0	
sexual battery	1	2	5	0	8	0	0	0	0	0	0	8	0	
escape	0	4	1	0	5	0	0	1	0	1	0	6	0	
cpwl & concealed wea	2	7	4	0	13	0	1	0	0	1	0	14	0	
shoplifting	3	4	6	0	13	2	15	6	0	23	0	36	0	
pointing gun at anot	1	3	6	0	10	0	0	0	0	0	0	10	0	
crmnl attempt	1	0	0	0	1	0	0	1	0	1	0	2	0	
other misdemeanor	5	38	22	0	65	1	7	10	0	18	0	83	0	
riot	0	0	1	0	1	0	0	0	0	0	0	1	0	
fighting in public p	0	3	0	0	3	0	1	0	0	1	0	4	0	
lottery violation	0	0	0	0	0	0	1	0	0	1	0	1	0	
off agnst pub hlth/m	0	4	5	0	9	0	0	0	0	0	0	9	0	
failr fil/mtn abort	0	0	1	0	1	0	0	0	0	0	0	1	0	
involuntary manslaug	0	0	1	0	1	0	0	0	0	0	0	1	0	
interference with cu	0	2	2	0	4	0	2	1	0	3	0	7	0	
theft by deception <	0	0	1	0	1	0	3	0	0	3	0	4	0	
theft/lost/property<	1	3	0	0	4	0	0	0	0	0	0	4	0	
theft by conversion	0	3	0	0	3	0	2	2	0	4	0	7	0	

(continued)

Probationer Statistical Profile

Sample: Active & admin probationers, not in facilities
Act probationers 01/21/2003

Requestor: Nancy Phillips, Statistician

Most serious offense by current age & sex (continued)

Most serious offense	Men					Women					Grand Total	%
	age 00-21	age 22-39	age 40-98	age UNKWN	Men Total	age 00-21	age 22-39	age 40-98	age UNKWN	Women Total		
theft motor vehicle,	0 0	2 0	2 0	0 0	4 0	1 0	0 0	0 0	0 0	1 0	5 0	
conversn paymnt real	0 0	1 0	0 0	0 0	1 0	0 0	0 0	0 0	0 0	0 0	1 0	
entrng mot veh crim	0 0	4 0	0 0	0 0	4 0	0 0	1 0	1 0	0 0	2 0	6 0	
viol forgery&fraud p	1 0	0 0	2 0	0 0	3 0	0 0	1 0	1 0	0 0	2 0	5 0	
tpos/use drug rel ob	0 0	1 0	0 0	0 0	1 0	0 0	0 0	1 0	0 0	1 0	2 0	
obtn/attmpt drugs il	0 0	0 0	4 0	0 0	4 0	0 0	2 0	3 0	0 0	5 0	9 0	
viol dangerous drugs	0 0	2 0	0 0	0 0	2 0	0 0	0 0	1 0	0 0	1 0	3 0	
mfg/dist imitate con	0 0	3 0	1 0	0 0	4 0	0 0	1 0	0 0	0 0	1 0	5 0	
misc abuse govt offi	0 0	0 0	0 0	0 0	0 0	0 0	1 0	1 0	0 0	2 0	2 0	
misc escape & other	0 0	1 0	0 0	0 0	1 0	0 0	0 0	0 0	0 0	0 0	1 0	
misc offns relt jud	0 0	0 0	1 0	0 0	1 0	0 0	0 0	0 0	0 0	0 0	1 0	
misc obstruction off	1 0	1 0	0 0	0 0	2 0	0 0	0 0	0 0	0 0	0 0	2 0	
misc sexual offenses	1 0	2 0	2 0	0 0	5 0	0 0	0 0	0 0	0 0	0 0	5 0	
pandering	0 0	0 0	1 0	0 0	1 0	0 0	0 0	0 0	0 0	0 0	1 0	
providing sex mat mi	0 0	1 0	1 0	0 0	2 0	0 0	0 0	0 0	0 0	0 0	2 0	
exhibit sex shows mi	0 0	0 0	1 0	0 0	1 0	0 0	0 0	0 0	0 0	0 0	1 0	
dng instrmntalties &	0 0	1 0	0 0	0 0	1 0	0 0	0 0	0 0	0 0	0 0	1 0	
viol acts rsale plnt	1 0	0 0	0 0	0 0	1 0	0 0	0 0	0 0	0 0	0 0	1 0	
viol alcoh bev regs	0 0	0 0	2 0	0 0	2 0	0 0	0 0	0 0	0 0	0 0	2 0	
furnish liquor to mi	1 0	0 0	2 0	0 0	3 0	0 0	0 0	0 0	0 0	0 0	3 0	
poss alc bev by juve	1 0	1 0	1 0	0 0	3 0	0 0	0 0	0 0	0 0	0 0	3 0	
veh homicide tit 40	0 0	1 0	1 0	0 0	2 0	0 0	0 0	1 0	0 0	1 0	3 0	
viol motor veh licen	0 0	1 0	0 0	0 0	1 0	0 0	0 0	0 0	0 0	0 0	1 0	
misc misdemeanor	4 0	19 0	14 0	0 0	37 0	1 0	16 0	8 0	0 0	25 0	62 0	
misc contraband/smug	0 0	0 0	1 0	0 0	1 0	0 0	0 0	0 0	0 0	0 0	1 0	
viol othr states law	0 0	0 0	1 0	0 0	1 0	1 0	0 0	0 0	0 0	1 0	2 0	

FELONIES												

MISC HOMICIDE OFFENS	1 0	7 0	4 0	0 0	12 0	1 0	2 0	1 0	0 0	4 0	16 0	
MURDER	1 0	4 0	7 0	0 0	12 0	0 0	7 0	1 0	0 0	8 0	20 0	
VOLUNTARY MANSLAUGHT	2 0	78 0	92 0	0 0	172 0	0 0	36 0	43 1	0 0	79 0	251 0	
INVOLUNTARY MANSLAUG	5 0	59 0	33 0	0 0	97 0	1 0	21 0	8 0	0 0	30 0	127 0	
FETICIDE	0 0	3 0	0 0	0 0	3 0	0 0	0 0	0 0	0 0	0 0	3 0	

(continued)

Probationer Statistical Profile

Sample: Active & admin probationers, not in facilities
Act probationers 01/21/2003

Requestor: Nancy Phillips, Statistician

Most serious offense by current age & sex (continued)

Most serious offense	Men						Women						Grand Total	%										
	age 00-21	age 22-39	age 40-98	age UNKWN	Men Total	Men %	age 00-21	age 22-39	age 40-98	age UNKWN	Women Total	Women %												
VEHICULAR HOMICIDE	8	0	184	0	116	0	0	0	0	308	0	3	0	33	0	22	0	0	0	58	0	366	0	
HOMICIDE BY PILOT,DU	0	0	0	0	3	0	0	0	0	3	0	0	0	0	0	0	0	0	0	0	0	0	3	0
CONCEAL DEATH OF ANO	0	0	2	0	1	0	0	0	0	3	0	0	0	0	0	0	0	0	0	0	0	0	3	0
ATMPT MURDER	2	0	3	0	15	0	0	0	0	20	0	0	0	2	0	8	0	0	0	10	0	30	0	
MISC ABORTION	0	0	1	0	0	0	0	0	0	1	0	0	0	1	0	0	0	0	0	1	0	2	0	
CRMNL ABORTION	0	0	2	0	0	0	0	0	0	2	0	0	0	0	0	0	0	0	0	0	0	2	0	
MISC ASSAULT/BATTERY	3	0	100	0	55	0	0	0	0	158	0	0	0	4	0	6	0	0	0	10	0	168	0	
FAMILY VIOLENCE BATT	3	0	10	0	3	0	0	0	0	16	0	0	0	1	0	0	0	0	0	1	0	17	0	
AGGRAV ASSAULT	428	4	3843	7	2404	8	0	0	0	6675	7	122	6	912	5	450	5	0	0	1484	5	8159	7	
ATMPT AGGRAV ASSAULT	1	0	20	0	12	0	0	0	0	33	0	2	0	6	0	4	0	0	0	12	0	45	0	
AGGRAV BATTERY	52	1	438	1	271	1	0	0	0	761	1	6	0	53	0	28	0	0	0	87	0	848	1	
TERRORIST THREATS &	132	1	811	1	590	2	0	0	0	1533	2	18	1	111	1	51	1	0	0	180	1	1713	1	
FALSE IMPRISONMENT	17	0	212	0	85	0	0	0	0	314	0	2	0	13	0	3	0	0	0	18	0	332	0	
FALSE IMPRIS COLOR L	0	0	0	0	1	0	0	0	0	1	0	0	0	1	0	0	0	0	0	1	0	2	0	
KIDNAPPING	2	0	85	0	43	0	0	0	0	130	0	0	0	2	0	1	0	0	0	3	0	133	0	
INTERFERENCE WITH CU	10	0	31	0	13	0	0	0	0	54	0	3	0	15	0	5	0	0	0	23	0	77	0	
AGGRAV ASSAULT POLCE	8	0	118	0	99	0	0	0	0	225	0	2	0	16	0	10	0	0	0	28	0	253	0	
AGGRAV BATTERY PEACE	2	0	5	0	1	0	0	0	0	8	0	0	0	2	0	0	0	0	0	2	0	10	0	
SIMPLE BATTERY	7	0	78	0	46	0	0	0	0	131	0	1	0	13	0	1	0	0	0	15	0	146	0	
RECK COND	0	0	8	0	2	0	0	0	0	10	0	0	0	4	0	0	0	0	0	4	0	14	0	
INJURY BY VEHICLE	1	0	8	0	3	0	0	0	0	12	0	0	0	1	0	0	0	0	0	1	0	13	0	
STALKING	2	0	18	0	20	0	0	0	0	40	0	0	0	1	0	0	0	0	0	1	0	41	0	
AGGRAV STALKING	30	0	471	1	311	1	0	0	0	812	1	3	0	35	0	18	0	0	0	56	0	868	1	
ATMPT KIDNAP	0	0	4	0	5	0	0	0	0	9	0	0	0	0	0	0	0	0	0	0	0	9	0	
ARSON MISC	1	0	14	0	13	0	0	0	0	28	0	1	0	4	0	7	0	0	0	12	0	40	0	
ARSON 1ST DEGREE	18	0	184	0	128	0	0	0	0	330	0	6	0	67	0	50	1	0	0	123	0	453	0	
ARSON 2ND DEGREE	10	0	47	0	23	0	0	0	0	80	0	0	0	12	0	8	0	0	0	20	0	100	0	
ARSON 3RD DEGREE	5	0	17	0	4	0	0	0	0	26	0	2	0	7	0	1	0	0	0	10	0	36	0	
CRMNL POSS EXPLOSIVE	1	0	3	0	3	0	0	0	0	7	0	0	0	3	0	1	0	0	0	4	0	11	0	
CRMNL POSS INCENDIAR	0	0	1	0	0	0	0	0	0	1	0	0	0	0	0	0	0	0	0	0	0	1	0	
MISC CRIMINAL DAMAGE	6	0	16	0	4	0	0	0	0	26	0	1	0	3	0	0	0	0	0	4	0	30	0	
CRMNL DAMAGE 1ST DEG	40	0	187	0	73	0	0	0	0	300	0	6	0	28	0	7	0	0	0	41	0	341	0	
CRMNL DAMAGE 2ND DEG	167	2	435	1	127	0	0	0	0	729	1	44	2	136	1	38	0	0	0	218	1	947	1	
DAMAGE,DESTROY SECR	2	0	19	0	7	0	0	0	0	28	0	0	0	3	0	4	0	0	0	7	0	35	0	
VANDALISM TO CHURCH	3	0	8	0	0	0	0	0	0	11	0	0	0	1	0	1	0	0	0	2	0	13	0	

(continued)

Probationer Statistical Profile

Sample: Active & admin probationers, not in facilities
Act probationers 01/21/2003

Requestor: Nancy Phillips, Statistician

Most serious offense by current age & sex (continued)

Most serious offense	Men					Women					Grand Total	%
	age 00-21	age 22-39	age 40-98	age UNKWN	Men Total	age 00-21	age 22-39	age 40-98	age UNKWN	Women Total		
ALTER ID	17 0	41 0	10 0	0 0	68 0	0 0	5 0	2 0	0 0	7 0	75 0	
BURGLARY	1549 15	5941 10	1768 6	0 0	9258 9	112 5	611 4	185 2	0 0	908 3	10166 8	
POSS BURGLAR TOOLS	69 1	88 0	27 0	0 0	184 0	4 0	17 0	0 0	0 0	21 0	205 0	
ATMPT BURGLARY	49 0	75 0	29 0	0 0	153 0	2 0	4 0	3 0	0 0	9 0	162 0	
MISC FORGERY	2 0	26 0	7 0	0 0	35 0	4 0	18 0	7 0	0 0	29 0	64 0	
FORGERY 1ST DEGREE	400 4	3354 6	1609 5	0 0	5363 5	330 16	3118 18	1267 15	0 0	4715 17	10078 8	
FORGERY 2ND DEGREE	37 0	194 0	49 0	0 0	280 0	11 1	74 0	24 0	0 0	109 0	389 0	
BAD CHECKS	8 0	161 0	149 1	0 0	318 0	10 0	182 1	80 1	0 0	272 1	590 0	
ILLEGAL USE-CREDIT C	3 0	11 0	5 0	0 0	19 0	1 0	14 0	2 0	0 0	17 0	36 0	
THEFT CREDIT CARD	28 0	96 0	26 0	0 0	150 0	20 1	89 1	16 0	0 0	125 0	275 0	
FORGERY CREDIT CARD	7 0	25 0	4 0	0 0	36 0	11 1	51 0	6 0	0 0	68 0	104 0	
FRAUDULENT CREDIT CA	61 1	340 1	83 0	0 0	484 0	78 4	412 2	74 1	0 0	564 2	1048 1	
CRMNL POSS CREDIT CA	2 0	6 0	1 0	0 0	9 0	0 0	1 0	1 0	0 0	2 0	11 0	
RECV GDS,SRVS FRAUD	0 0	10 0	7 0	0 0	17 0	1 0	18 0	14 0	0 0	33 0	50 0	
TELECOMMUNICATIONS F	1 0	17 0	10 0	0 0	28 0	1 0	8 0	1 0	0 0	10 0	38 0	
ATMPT FORGERY	1 0	2 0	1 0	0 0	4 0	1 0	2 0	4 0	0 0	7 0	11 0	
FAILR PAY NATRL PRD/	0 0	1 0	2 0	0 0	3 0	0 0	0 0	1 0	0 0	1 0	4 0	
FRAUDULENT ACCESS CO	3 0	39 0	8 0	0 0	50 0	4 0	40 0	2 0	0 0	46 0	96 0	
MISC FRAUD	9 0	131 0	87 0	0 0	227 0	11 1	124 1	73 1	0 0	208 1	435 0	
THEFT BY TAKING	746 7	3414 6	1586 5	0 0	5746 6	251 12	1969 12	854 10	0 0	3074 11	8820 7	
THEFT BY DECEPTION	13 0	205 0	192 1	0 0	410 0	9 0	133 1	79 1	0 0	221 1	631 1	
THEFT BY EXTORTION	1 0	10 0	2 0	0 0	13 0	0 0	8 0	4 0	0 0	12 0	25 0	
THEFT OF LOST PROPER	5 0	13 0	10 0	0 0	28 0	0 0	7 0	2 0	0 0	9 0	37 0	
THEFT BY REC STOLEN	625 6	2048 4	600 2	0 0	3273 3	52 2	298 2	77 1	0 0	427 2	3700 3	
THEFT OF SERVICES	4 0	42 0	30 0	0 0	76 0	0 0	23 0	11 0	0 0	34 0	110 0	
THEFT BY CONVERSION	9 0	220 0	213 1	0 0	442 0	2 0	135 1	77 1	0 0	214 1	656 1	
THEFT OF TRADE SECRE	1 0	2 0	0 0	0 0	3 0	1 0	1 0	0 0	0 0	2 0	5 0	
CONVSN PAYMNTS REAL	0 0	6 0	18 0	0 0	24 0	0 0	0 0	0 0	0 0	0 0	24 0	
ATMPT THEFT BY TAKIN	2 0	0 0	0 0	0 0	2 0	0 0	0 0	0 0	0 0	0 0	2 0	
THEFT OF MOTOR VEH,	158 2	476 1	153 1	0 0	787 1	16 1	61 0	16 0	0 0	93 0	880 1	
THEFT OF LEASED PERS	0 0	2 0	0 0	0 0	2 0	0 0	3 0	0 0	0 0	3 0	5 0	
THEFT BRING PROP IN	11 0	60 0	19 0	0 0	90 0	5 0	10 0	3 0	0 0	18 0	108 0	
THEFT RECV PROP OUT	6 0	15 0	1 0	0 0	22 0	0 0	5 0	1 0	0 0	6 0	28 0	
LIVESTOCK THEFT	2 0	6 0	3 0	0 0	11 0	1 0	2 0	0 0	0 0	3 0	14 0	
THEFT BY SHOPLIFTING	134 1	651 1	428 1	0 0	1213 1	247 12	1057 6	430 5	0 0	1734 6	2947 2	

(continued)

Probationer Statistical Profile

Sample: Active & admin probationers, not in facilities
Act probationers 01/21/2003

Requestor: Nancy Phillips, Statistician

Most serious offense by current age & sex (continued)

Most serious offense	Men							Women							Grand Total	%						
	age 00-21	age 22-39	age 40-98	age UNKWN	Men Total	Men %	age 00-21	age 22-39	age 40-98	age UNKWN	Women Total	Women %										
ENTERING VEHICLE	436	4	596	1	102	0	0	0	1134	1	13	1	39	0	8	0	0	0	60	0	1194	1
STEAL ALTER PUBLIC D	0	0	2	0	0	0	0	0	2	0	0	0	0	0	1	0	0	0	1	0	3	0
ROBBERY	229	2	1201	2	313	1	0	0	1743	2	30	1	133	1	41	1	0	0	204	1	1947	2
ARMED ROBBERY	25	0	444	1	192	1	0	0	661	1	4	0	28	0	13	0	0	0	45	0	706	1
ROBBERY BY FORCE	1	0	4	0	0	0	0	0	5	0	0	0	0	0	0	0	0	0	0	0	5	0
ROBBERY BY INTIMIDAT	1	0	4	0	0	0	0	0	5	0	0	0	0	0	1	0	0	0	1	0	6	0
ROBBERY BY SUDDEN SN	1	0	3	0	0	0	0	0	4	0	0	0	0	0	1	0	0	0	1	0	5	0
HIJACKING MOTOR VEHI	0	0	2	0	0	0	0	0	2	0	2	0	0	0	0	0	0	0	2	0	4	0
ATMPT ROBBERY	24	0	69	0	20	0	0	0	113	0	1	0	3	0	1	0	0	0	5	0	118	0
ATMPT ARMED ROBBERY	12	0	35	0	1	0	0	0	48	0	0	0	3	0	0	0	0	0	3	0	51	0
MISC SEXUAL	3	0	36	0	36	0	0	0	75	0	0	0	2	0	1	0	0	0	3	0	78	0
RAPE	5	0	123	0	117	0	0	0	245	0	0	0	0	0	0	0	0	0	0	0	245	0
SODOMY	9	0	21	0	39	0	0	0	69	0	1	0	2	0	0	0	0	0	3	0	72	0
AGGRAV SODOMY	3	0	46	0	78	0	0	0	127	0	0	0	0	0	1	0	0	0	1	0	128	0
SEDUCTION	0	0	0	0	1	0	0	0	1	0	0	0	0	0	1	0	0	0	1	0	2	0
INCEST	9	0	36	0	117	0	0	0	162	0	0	0	6	0	7	0	0	0	13	0	175	0
BIGAMY	0	0	7	0	10	0	0	0	17	0	0	0	1	0	0	0	0	0	1	0	18	0
AGGRAV SEXUAL BATTER	1	0	28	0	25	0	0	0	54	0	0	0	1	0	0	0	0	0	1	0	55	0
PANDERING BY COMPULS	0	0	2	0	5	0	0	0	7	0	0	0	0	0	0	0	0	0	0	0	7	0
STATUTORY RAPE	286	3	968	2	98	0	0	0	1352	1	4	0	29	0	4	0	0	0	37	0	1389	1
CHILD MOLESTATION	146	1	909	2	1416	5	0	0	2471	3	4	0	49	0	29	0	0	0	82	0	2553	2
ENTICING CHILD-INDEC	25	0	111	0	109	0	0	0	245	0	2	0	16	0	5	0	0	0	23	0	268	0
AGGRAV CHILD MOLESTA	17	0	108	0	180	1	0	0	305	0	0	0	4	0	3	0	0	0	7	0	312	0
NECROPHILIA	0	0	1	0	0	0	0	0	1	0	0	0	0	0	1	0	0	0	1	0	2	0
SEXL/ASSLT/AGN/PERS/	0	0	26	0	14	0	0	0	40	0	0	0	6	0	3	0	0	0	9	0	49	0
SEXUAL ASLT BY THERA	0	0	1	0	0	0	0	0	1	0	0	0	0	0	0	0	0	0	0	0	1	0
SOLICIT SODOMY FROM	0	0	5	0	5	0	0	0	10	0	0	0	2	0	0	0	0	0	2	0	12	0
ATMPT RAPE	3	0	29	0	14	0	0	0	46	0	1	0	0	0	0	0	0	0	1	0	47	0
ATMPT SODOMY	0	0	0	0	3	0	0	0	3	0	0	0	0	0	0	0	0	0	0	0	3	0
ATMPT AGGRAV SODOMY	0	0	1	0	1	0	0	0	2	0	0	0	0	0	0	0	0	0	0	0	2	0
AGG ASLT W ATMPT TO	2	0	0	0	0	0	0	0	2	0	0	0	0	0	0	0	0	0	0	0	2	0
MISC OBSCENITY	0	0	1	0	3	0	0	0	4	0	0	0	0	0	0	0	0	0	0	0	4	0
DISTRIBUTING OBSCENE	0	0	0	0	2	0	0	0	2	0	0	0	1	0	1	0	0	0	2	0	4	0
DISTR MAT DEPICT NUD	0	0	3	0	3	0	0	0	6	0	0	0	0	0	0	0	0	0	0	0	6	0
PROV SEX MATER TO MI	0	0	0	0	2	0	0	0	2	0	0	0	0	0	0	0	0	0	0	0	2	0

(continued)

Probationer Statistical Profile

Sample: Active & admin probationers, not in facilities
Act probationers 01/21/2003

Requestor: Nancy Phillips, Statistician

Most serious offense by current age & sex (continued)

Most serious offense	Men						Women						Grand Total	%
	age 00-21	age 22-39	age 40-98	age UNKWN	Men Total	Men %	age 00-21	age 22-39	age 40-98	age UNKWN	Women Total	Women %		
MISC PUBLIC ORDER	0	4	2	0	6	0	0	1	0	1	7	0		
TREASON	0	0	0	0	0	0	1	0	0	1	1	0		
INSURRECTION	0	1	0	0	1	0	0	0	0	0	1	0		
INCITING TO INSURREC	2	0	0	0	3	0	0	0	0	0	3	0		
ADVOC OVERTHROW OF G	0	0	1	0	1	0	0	0	0	0	1	0		
FALSE SWEARNG WRITTN	3	30	12	0	45	6	23	4	0	33	78	0		
ABUSE OF GOVT OFFICE	1	0	1	0	2	0	0	0	0	0	2	0		
BRIBERY GOVT OFFICER	1	10	11	0	22	0	5	1	0	6	28	0		
VIOL OATH PUBLIC OFF	0	3	1	0	4	0	1	1	0	2	6	0		
INFLUENCE LEGISLATIV	0	0	1	0	1	0	0	0	0	0	1	0		
INFLUENCE GOVT OFFIC	0	2	0	0	2	0	0	0	0	0	2	0		
DEFRAUDING STATE	0	15	29	0	44	1	160	110	1	271	315	0		
FALSE CERTIFICATES	0	4	2	0	6	0	8	0	0	8	14	0		
INFLUENCING WITNESS	1	10	5	0	16	0	7	4	0	11	27	0		
OBSTR OF LAW ENF OFF	210	2	1204	2	404	1	0	0	0	1818	2	2204	2	
MISC JUDICIAL PROCEE	0	1	3	0	4	0	1	0	0	2	6	0		
PERJURY	0	14	11	0	25	0	15	6	0	21	46	0		
FALSE SWEARING	2	18	7	0	27	6	15	9	0	30	57	0		
SUBORNATION OF PERJU	0	0	1	0	1	0	1	1	0	2	3	0		
IMPERSONATION	2	8	4	0	14	0	3	1	0	4	18	0		
IMPERSONATING OFFICE	3	41	16	0	60	0	1	0	0	1	61	0		
BARRATRY	0	7	1	0	8	0	1	1	0	2	10	0		
EMBRACERY	0	1	0	0	1	0	3	0	0	3	4	0		
FALSE STATEMENTS GOV	19	93	42	0	154	6	80	25	0	111	265	0		
UNAUTH REPRESTN PEAC	0	0	1	0	1	0	0	0	0	0	1	0		
IMPRSNTNG ANTHR RBAL	0	3	0	0	3	0	2	0	0	2	5	0		
ESCAPE	10	96	43	0	149	1	25	7	0	33	182	0		
AIDING ESCAPE	2	6	0	0	8	1	8	2	0	11	19	0		
HINDERING APPREH OR	12	58	21	0	91	9	39	25	0	73	164	0		
COMPOUNDING A CRIME	0	1	0	0	1	0	3	0	0	3	4	0		
MUTINY IN PENAL INST	0	1	0	0	1	0	0	0	0	0	1	0		
BAIL JUMPING	0	28	11	0	39	0	6	0	0	6	45	0		
ATMPT ESCAPE	0	0	2	0	2	0	1	0	0	1	3	0		
FALSE PUBLIC ALARM	16	16	1	0	33	2	2	1	0	5	38	0		
CRMNL INTERFERE GOVT	55	1	173	0	72	0	300	7	22	16	45	345	0	

(continued)

Probationer Statistical Profile

Sample: Active & admin probationers, not in facilities
Act probationers 01/21/2003

Requestor: Nancy Phillips, Statistician

Most serious offense by current age & sex (continued)

Most serious offense	Men						Women						Grand Total	%
	age 00-21	age 22-39	age 40-98	age UNKWN	Men Total	Men %	age 00-21	age 22-39	age 40-98	age UNKWN	Women Total	Women %		
MISC GAMBLING/RELATE	0	0	1	0	0	0	0	0	0	0	0	0	1	0
COMMERICAL GAMBLING	0	6	12	0	0	18	0	2	8	0	10	0	28	0
COMMUNICATING GAMBL	0	1	2	0	0	3	0	0	0	0	0	0	3	0
BRIBERY OF CONTESTAN	0	3	1	0	0	4	0	1	0	0	1	0	5	0
GAMBLING ACT ON BUSI	0	0	1	0	0	1	0	1	0	0	1	0	2	0
DOGFIGHTING	4	34	6	0	0	44	0	2	1	0	3	0	47	0
LOTTERY VIOLATION	0	5	2	0	0	7	1	9	2	0	12	0	19	0
BOARDING BUS W/CONCL	1	2	1	0	0	4	1	0	0	0	1	0	5	0
REMOVAL BAGGAGE,CARG	1	0	0	0	0	1	0	0	0	0	0	0	1	0
CRUELTY TO CHILDREN	21	520	325	1	0	866	11	431	150	2	592	2	1458	1
SEX EXPLOITATION CHI	4	17	27	0	0	48	1	6	1	0	8	0	56	0
ABANDONMENT OF CHILD	0	37	34	0	0	71	1	2	3	0	6	0	77	0
UNLWFL AD ADOPT CHIL	0	0	0	0	0	0	0	1	0	0	1	0	1	0
CNTRBTNG DELINQENCY	4	6	2	0	0	12	0	8	0	0	8	0	20	0
MISC WEAPON/EXPLOSIV	12	23	8	0	0	43	1	0	0	0	1	0	44	0
CARRY CONCEALED WEAP	18	57	10	0	0	85	0	2	0	0	2	0	87	0
CARRY PISTL WITHOUT	0	6	1	0	0	7	0	0	1	0	1	0	8	0
ALTER PISTL LICENSE	1	0	0	0	0	1	0	0	0	0	0	0	1	0
MACHINE GUN ACTIVITI	0	0	1	0	0	1	0	0	0	0	0	0	1	0
POSS OF FIREARM DUR	47	556	241	1	0	844	1	46	32	0	78	0	922	1
POSS OF CERTAIN WEAP	25	111	60	0	0	196	5	6	3	0	14	0	210	0
POSS FIREARM CONVCT	20	1081	972	3	0	2073	2	67	48	1	115	0	2188	2
CARRY WEAPON AT SCHO	92	58	3	0	0	153	0	20	4	2	26	0	179	0
GUARD LINE WITH WEAP	1	2	1	0	0	4	0	1	1	0	2	0	6	0
POSS WEAPON BY PRISO	1	11	0	0	0	12	0	0	0	0	0	0	12	0
DESTROY/INJUR POLICE	0	1	0	0	0	1	0	0	0	0	0	0	1	0
MISUSE FIREARM HUNTI	0	1	3	0	0	4	0	0	0	0	0	0	4	0
CRUELTY TO ANIMALS	1	1	1	0	0	3	0	0	0	0	0	0	3	0
AGGRAV CRUELTY TO AN	0	1	1	0	0	2	0	0	0	0	0	0	2	0
MISC INVASION OF PRI	0	2	1	0	0	3	0	0	1	0	1	0	4	0
EAVESDROP & SURVEILL	0	10	8	0	0	18	0	0	0	0	0	0	18	0
PEEPING TOM	3	79	38	0	0	120	0	0	0	0	0	0	120	0
P/S/D OF EAVESDROP D	0	1	0	0	0	1	0	0	0	0	0	0	1	0
RACKETEERING	0	9	18	0	0	27	0	4	10	0	14	0	41	0
S/D NARCOTICS, OPIAT	32	347	179	1	0	558	1	4	61	47	112	0	670	1

(continued)

Probationer Statistical Profile

Sample: Active & admin probationers, not in facilities
Act probationers 01/21/2003

Requestor: Nancy Phillips, Statistician

Most serious offense by current age & sex (continued)

Most serious offense	Men						Women						Grand Total	%
	age 00-21	age 22-39	age 40-98	age UNKWN	Men Total	Men %	age 00-21	age 22-39	age 40-98	age UNKWN	Women Total	Women %		
S/D DEP,STIM,CNTRF D	30 0	250 0	117 0	0 0	397 0	6 0	45 0	34 0	0 0	85 0	482 0			
S/D OF LSD	5 0	27 0	2 0	0 0	34 0	1 0	0 0	1 0	0 0	2 0	36 0			
S/D OF MARIJUANA	337 3	1607 3	432 1	0 0	2376 2	24 1	232 1	120 1	0 0	376 1	2752 2			
S/D OF ALCOHOLIC IN	0 0	1 0	1 0	0 0	2 0	0 0	0 0	1 0	0 0	1 0	3 0			
POSS NARCOTICS, OPIA	69 1	495 1	299 1	0 0	863 1	12 1	137 1	89 1	0 0	238 1	1101 1			
POSS DEP,STIM,CNTRF	73 1	548 1	305 1	0 0	926 1	20 1	241 1	109 1	0 0	370 1	1296 1			
POSS OF LSD	16 0	67 0	3 0	0 0	86 0	1 0	8 0	3 0	0 0	12 0	98 0			
POSS OF MARIJUANA	297 3	1371 2	428 1	0 0	2096 2	37 2	239 1	110 1	0 0	386 1	2482 2			
ILLEGAL POSS/MANF LI	0 0	4 0	4 0	0 0	8 0	0 0	0 0	0 0	0 0	0 0	8 0			
ILLEGAL ATTM TO OBT	3 0	59 0	43 0	0 0	105 0	3 0	101 1	83 1	0 0	187 1	292 0			
VIOL GA CNTRL SBST A	1299 13	9368 16	4326 15	0 0	14993 15	226 11	2397 14	1399 17	0 0	4022 15	19015 15			
VIOL DNGROUS DRGS AC	8 0	64 0	27 0	0 0	99 0	3 0	23 0	16 0	0 0	42 0	141 0			
UNLWFL MFG/DEL/DIST	9 0	61 0	42 0	0 0	112 0	0 0	10 0	4 0	0 0	14 0	126 0			
FURNISH LIQUOR TO MI	0 0	1 0	0 0	0 0	1 0	0 0	0 0	0 0	0 0	0 0	1 0			
POSS DRUG RELATED MA	6 0	23 0	14 0	0 0	43 0	1 0	12 0	3 0	0 0	16 0	59 0			
S/D CONT SUB PUBLIC	16 0	59 0	18 0	0 0	93 0	4 0	13 0	8 0	0 0	25 0	118 0			
S/D CONT SUB SCHOOL	16 0	51 0	5 0	0 0	72 0	1 0	10 0	1 0	0 0	12 0	84 0			
S/D COCAINE	290 3	2213 4	814 3	0 0	3317 3	27 1	297 2	219 3	0 0	543 2	3860 3			
POSS OF COCAINE	612 6	3984 7	2260 8	0 0	6856 7	62 3	864 5	587 7	0 0	1513 6	8369 7			
ATMPT VIOL SUBSTANCE	18 0	155 0	170 1	0 0	343 0	6 0	92 1	79 1	0 0	177 1	520 0			
MISC DRUGS TRAFFICKI	1 0	42 0	28 0	0 0	71 0	1 0	15 0	4 0	0 0	20 0	91 0			
TRAF COCAINE LESS 20	7 0	129 0	97 0	0 0	233 0	1 0	22 0	28 0	0 0	51 0	284 0			
TRAF COCAINE 201-400	4 0	23 0	22 0	0 0	49 0	0 0	3 0	4 0	0 0	7 0	56 0			
TRAF COCAINE 401+ GM	0 0	10 0	13 0	0 0	23 0	0 0	1 0	3 0	0 0	4 0	27 0			
TRAF NARCOTIC LESS 1	0 0	3 0	1 0	0 0	4 0	1 0	0 0	0 0	0 0	1 0	5 0			
TRAF NARCOTIC 15-28	1 0	3 0	0 0	0 0	4 0	0 0	1 0	1 0	0 0	2 0	6 0			
TRAF NARCOTIC 29+ GM	0 0	2 0	0 0	0 0	2 0	0 0	0 0	1 0	0 0	1 0	3 0			
TRAF MARIJNA 101-200	1 0	14 0	21 0	0 0	36 0	1 0	4 0	3 0	0 0	8 0	44 0			
TRAF MARIJNA 2001-10	0 0	4 0	0 0	0 0	4 0	0 0	1 0	0 0	0 0	1 0	5 0			
TRAF MARIJNA 10001+	0 0	3 0	2 0	0 0	5 0	0 0	0 0	0 0	0 0	0 0	5 0			
TRAF METHAQUALONE < 4	0 0	3 0	6 0	0 0	9 0	1 0	1 0	2 0	0 0	4 0	13 0			
TRAF METHAQUALONE >=4	0 0	2 0	2 0	0 0	4 0	0 0	1 0	0 0	0 0	1 0	5 0			
TRAF AMPHTMINE 28-19	0 0	10 0	6 0	0 0	16 0	0 0	2 0	2 0	0 0	4 0	20 0			
TRAF AMPHTMINE 200-3	0 0	1 0	4 0	0 0	5 0	0 0	0 0	2 0	0 0	2 0	7 0			
TRAF AMPHTMINE 400+	0 0	1 0	0 0	0 0	1 0	0 0	1 0	0 0	0 0	1 0	2 0			

(continued)

Probationer Statistical Profile

Sample: Active & admin probationers, not in facilities
Act probationers 01/21/2003

Requestor: Nancy Phillips, Statistician

Most serious offense by current age & sex (continued)

Most serious offense	Men						Women						Grand Total	%
	age 00-21	age 22-39	age 40-98	age UNKWN	Men Total	Men %	age 00-21	age 22-39	age 40-98	age UNKWN	Women Total	Women %		
CNSPIRE TRAFFIC CNTR	0	1	1	0	2	0	2	0	0	0	2	4		
TRANSACTIONS DRUG OB	0	0	1	0	1	0	0	0	0	0	0	1		
TRANSACTIONS CNTRFT	1	2	0	0	3	0	0	0	1	0	1	4		
USE COMM FACLT Y VIO	1	6	12	0	19	1	2	4	0	0	7	26		
ATT/CONSPRCY COMMT C	5	19	12	0	36	1	14	10	0	0	25	61		
UNAUTH DIST CONTRLLD	1	4	7	0	12	0	1	2	0	0	3	15		
ILLGL DIST CONTRLLD	2	9	8	0	19	0	3	0	0	0	3	22		
VIOL MOTOR VEHICLE L	14	139	128	0	281	0	28	19	0	0	47	328		
ALTER CAR TITLE	0	1	5	0	6	0	0	0	0	0	0	6		
CHOP SHOP VIOLATION	0	1	0	0	1	0	0	0	0	0	0	1		
DRVNG HABTL VIOLATOR	4	899	21199	4	2102	2	68	98	1	0	166	2268		
HABIT TRAF VOIL/IMPA	0	149	189	1	338	0	14	25	0	0	39	377		
HABIT TRAF VIOL/OTHE	2	211	189	1	402	0	13	15	0	0	28	430		
DSTL ALCOHOL BEVERAG	0	0	3	0	3	0	0	0	0	0	0	3		
POSS CONTRABAND ARTI	2	3	2	0	7	0	0	1	0	0	1	8		
TRNSPRT CONTRABAND A	1	1	0	0	2	0	3	2	0	0	5	7		
CONCEAL CONTRABAND	0	2	0	0	2	0	0	0	0	0	0	2		
MISC MRALS/PBLIC H/S	2	5	7	0	14	0	0	1	0	0	1	15		
VIOL GAME AND FISH L	0	1	1	0	2	0	0	0	0	0	0	2		
MISC CORRECTIONL INS	3	8	4	0	15	0	3	1	0	0	4	19		
VIOLATN OTHR STATES	30	200	87	0	317	0	9	85	34	0	128	445		
CONSPIRACY	13	41	19	0	73	0	4	29	8	0	41	114		
INTERMARRIAGE CLOSE	0	0	0	0	0	0	1	0	0	0	1	1		
CRMNL ATMPT	43	193	108	0	344	0	6	67	43	1	116	460		
AIRCRAFT HIJACKING	0	1	0	0	1	0	0	0	0	0	0	1		
UNAUTH DIST RECRD DE	2	4	5	0	11	0	0	0	0	0	0	11		
CRMNL SOLICITATION	0	12	9	0	21	0	1	5	3	0	9	30		
PARTY TO A CRIME	4	12	2	0	18	0	1	5	4	0	10	28		
CRMNL TRESPASSING	3	6	3	0	12	0	0	2	0	0	2	14		
GANG PARTICIPATION	2	1	0	0	3	0	0	0	0	0	0	3		

(continued)

Probationer Statistical Profile

Sample: Active & admin probationers, not in facilities
Act probationers 01/21/2003

Requestor: Nancy Phillips, Statistician

Most serious offense by current age & sex (continued)

Most serious offense	M e n					W o m e n					Grand Total %
	age 00-21 %	age 22-39 %	age 40-98 %	age UNKWN %	Men Total %	age 00-21 %	age 22-39 %	age 40-98 %	age UNKWN %	Women Total %	
Total reported	10167	58228	29299	0	97694	2083	17040	8190	0	27313	125007
Percent Reported	100.0	100.0	100.0		100.0	100.0	100.0	100.0		100.0	100.0
NOT REPORTED	5	26	8	0	39	0	6	3	0	9	48
Total	10172	58254	29307	0	97733	2083	17046	8193	0	27322	125055

Probationer Statistical Profile

Sample: Active & admin probationers, not in facilities
Act probationers 01/21/2003

Requestor: Nancy Phillips, Statistician

Most serious crime type by current age & sex

Crime type	Men					Women					Grand Total	%
	age 00-21	age 22-39	age 40-98	age UNKWN	Men Total	age 00-21	age 22-39	age 40-98	age UNKWN	Women Total		
VIOL/PERSN	1036	8998	5175	0	15209	215	1907	874	0	2996	18205	15
NVIOL/PERS	166	724	356	0	1246	26	76	48	0	150	1396	1
PROPERTY	4694	19501	7768	0	31963	1271	9093	3631	0	13995	45958	37
DRUG SALES	761	4926	1855	0	7542	74	744	501	0	1319	8861	7
DRUG POSSN	2417	16232	7901	0	26550	373	4138	2494	0	7005	33555	27
ALCOHOL	2	8	14	0	24	0	0	2	0	2	26	0
HABIT/DUI	28	1479	1791	0	3298	2	144	173	0	319	3617	3
SEX OFFEND	516	2472	2296	0	5284	13	123	56	0	192	5476	4
OTHER	552	3914	2151	0	6617	109	821	414	0	1344	7961	6
Total reported	10172	58254	29307	0	97733	2083	17046	8193	0	27322	125055	
Percent Reported	100.0	100.0	100.0		100.0	100.0	100.0	100.0		100.0	100.0	
NOT REPORTED	0	0	0	0	0	0	0	0	0	0	0	0
Total	10172	58254	29307	0	97733	2083	17046	8193	0	27322	125055	