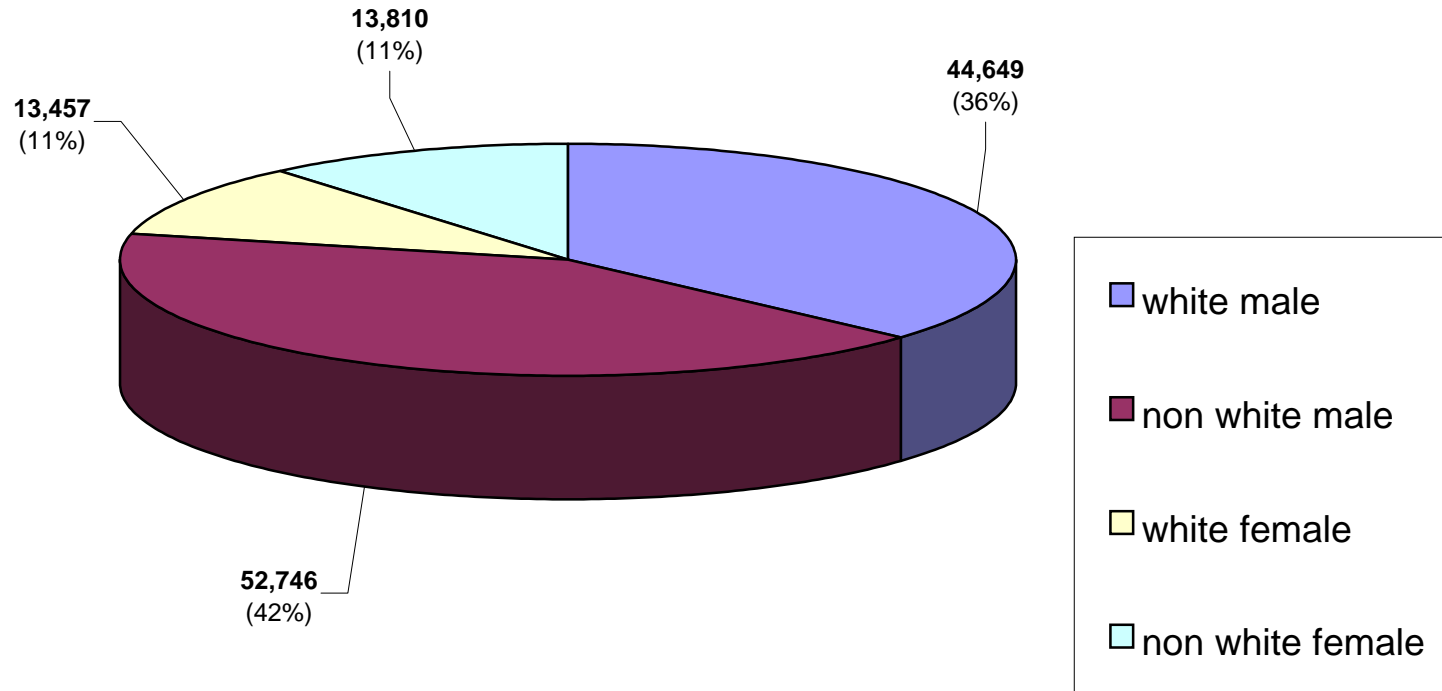
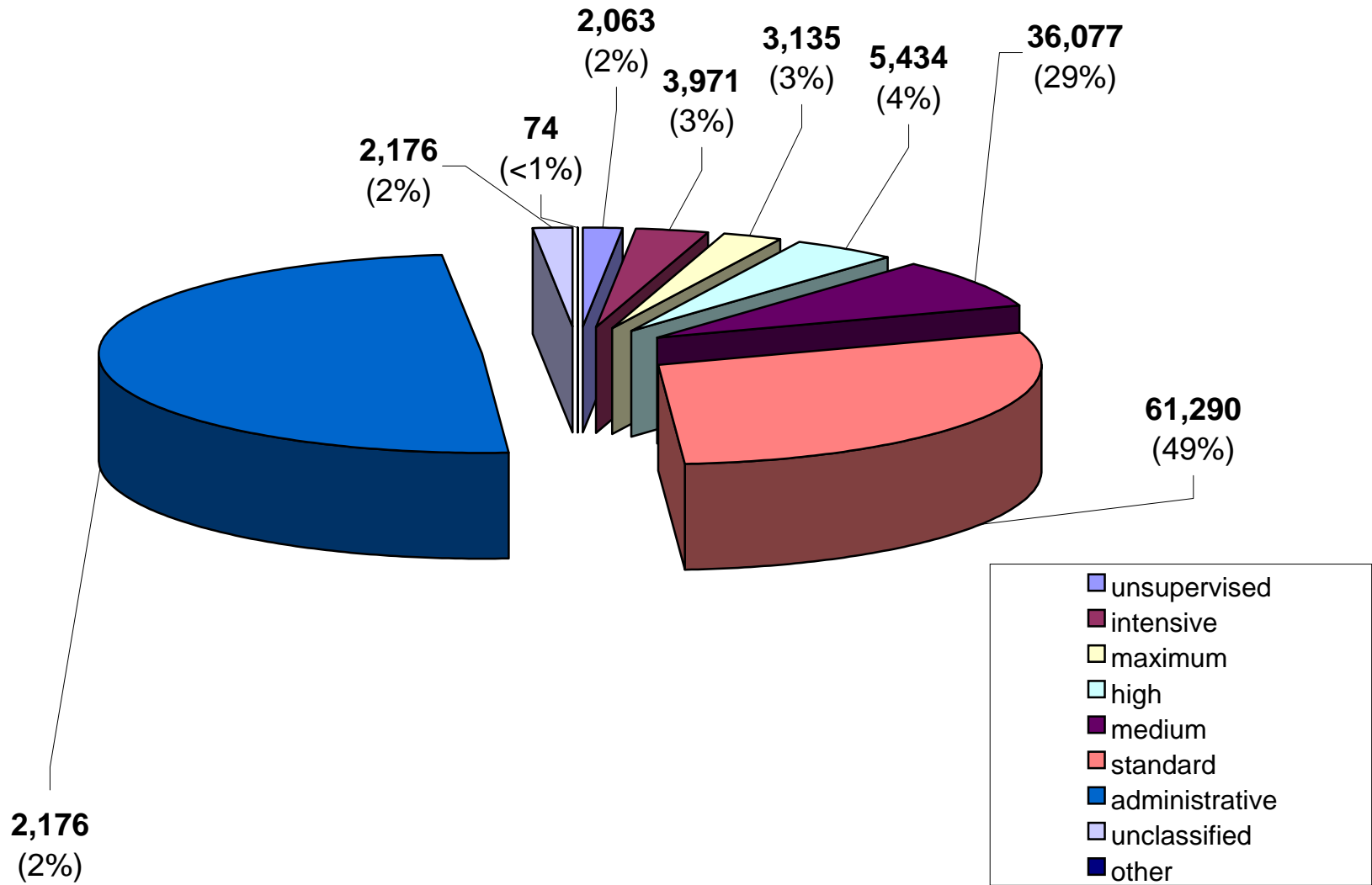


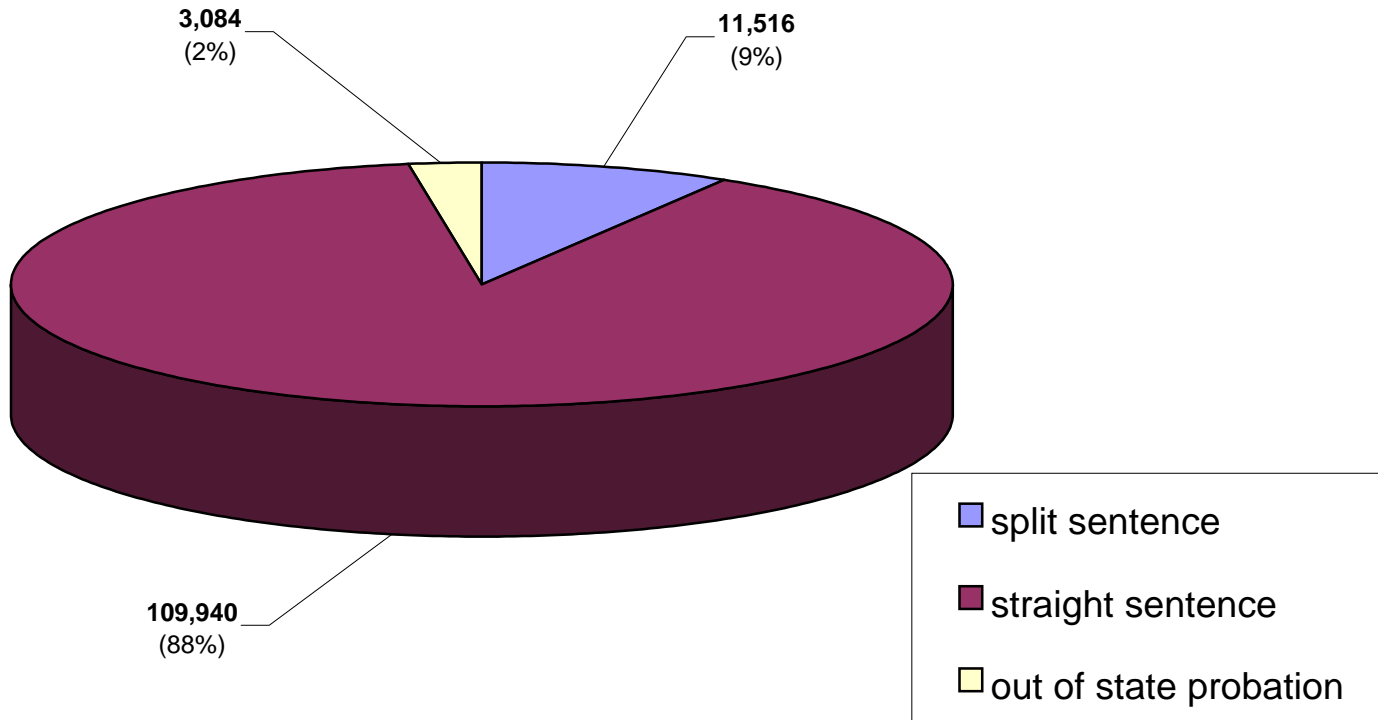
Active Probationers By Race & Gender



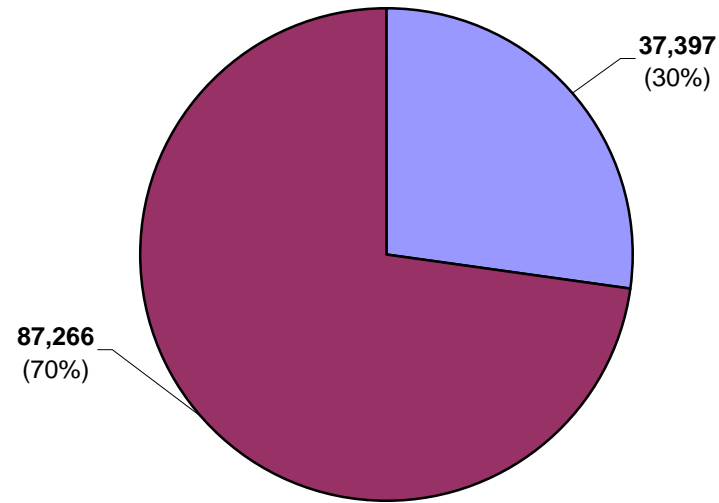
Active Probationers By Current Supervision Type



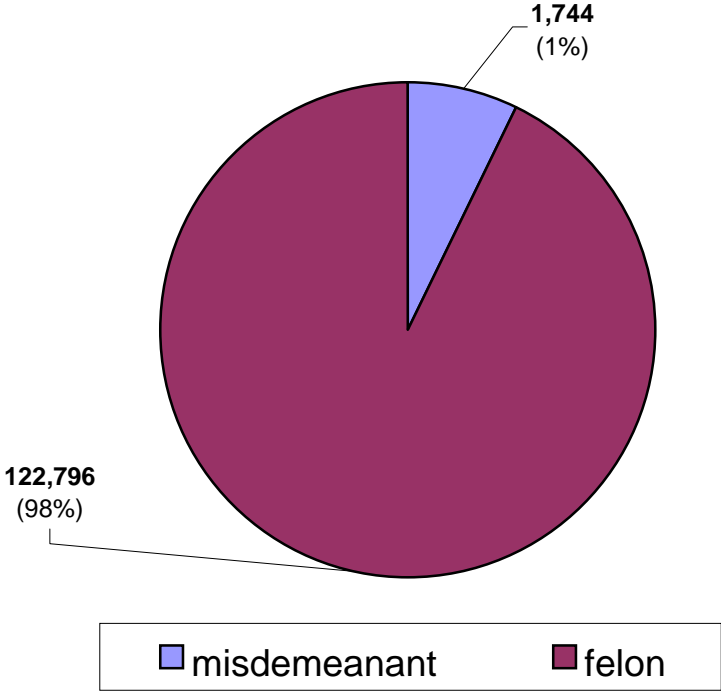
Active Probationers By Case Type



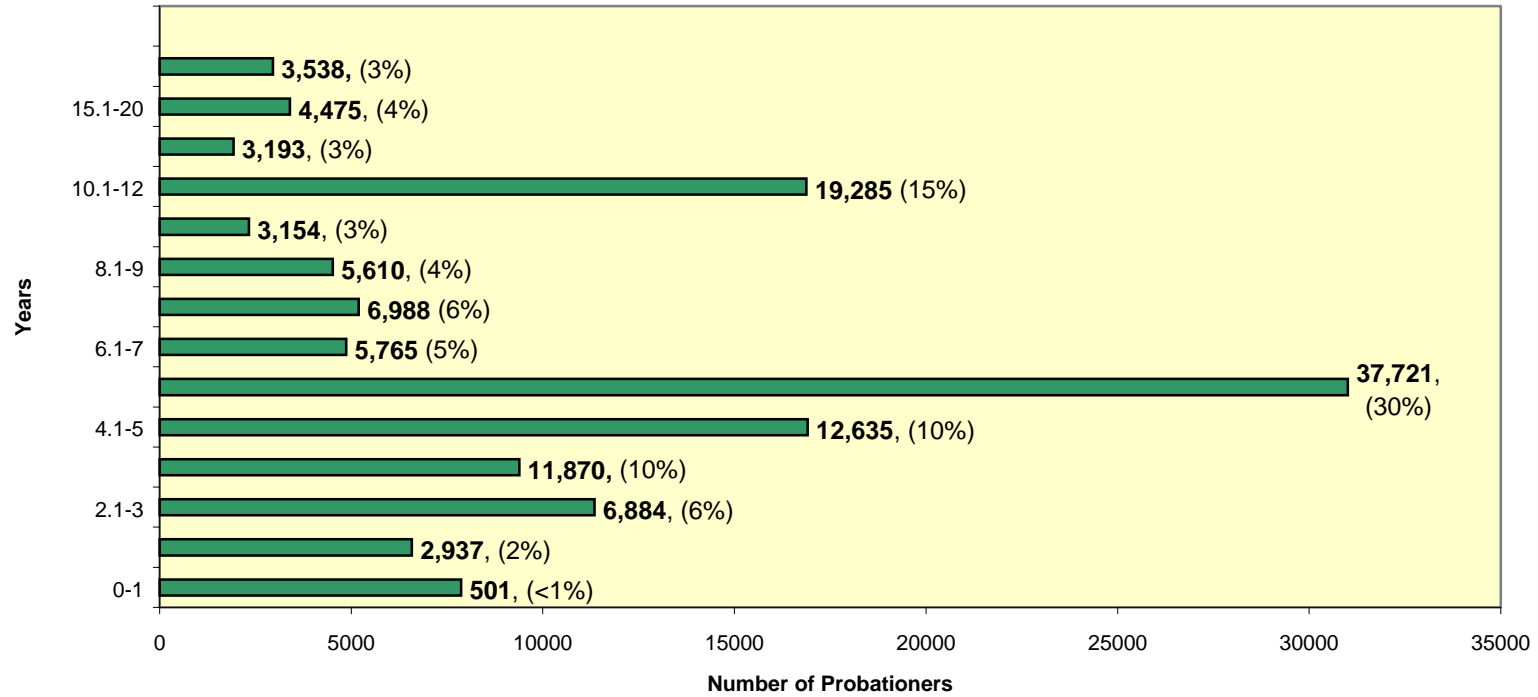
Active Probationers By First Offender Status



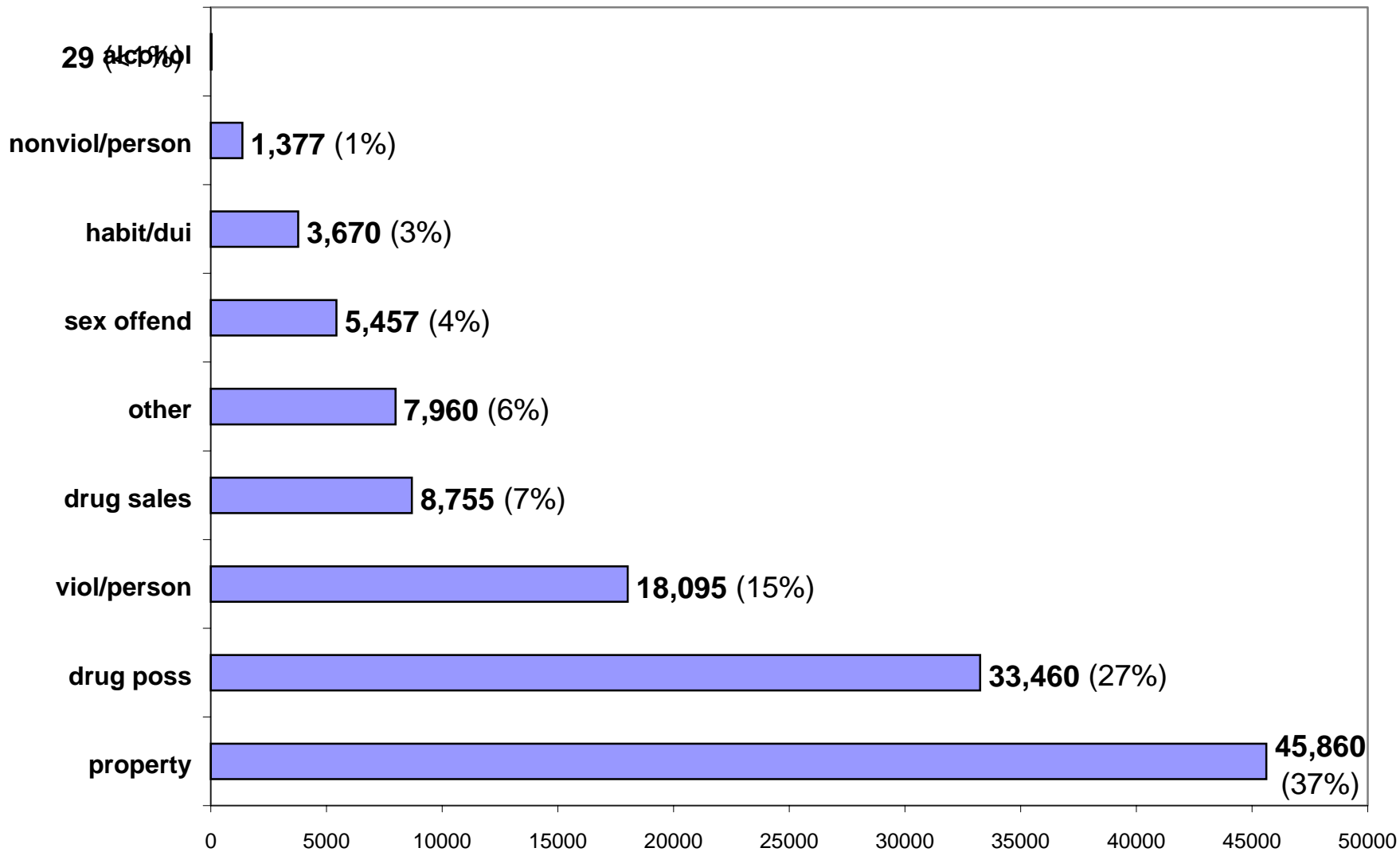
Active Probationer By Sentence Type



Active Probationers By Sentence Length



Active Probationers by Crime Type



Probationer Statistical Profile

Table of contents for Active & admin probationers, not in facilities

Title	Page
-----	----
Race and sex	2
Current supervision type	3
County of conviction	4
Circuit of conviction	9
Circuit of supervision	11
Sentence length in years	13
Time served in years	14
Time left to serve	15
Case type	16
Release type	17
First offender status	18
Type probationer	19
Most serious crime by group	20
Most serious offense	21
Most serious crime type	32

Probationer Statistical Profile

Sample: Active & admin probationers, not in facilities
Act probationers 12/17/2002

Requestor: Nancy Phillips, Statistician

Race and sex by current age & sex

Race and sex	Men					Women					Grand Total %
	age 00-21 %	age 22-39 %	age 40-98 %	age UNKWN %	Men Total %	age 00-21 %	age 22-39 %	age 40-98 %	age UNKWN %	Women Total %	
WHITE MALE	4511 44	25651 44	14487 50	0 0	44649 46	0 0	0 0	0 0	0 0	0 0	44649 36
NON WHITE MALE	5716 56	32400 56	14630 50	0 0	52746 54	0 0	0 0	0 0	0 0	0 0	52746 42
WHITE FEMALE	0 0	0 0	0 0	0 0	0 0	940 44	8123 48	4394 54	0 0	13457 49	13457 11
NON WHITE FEMALE	0 0	0 0	0 0	0 0	0 0	1183 56	8898 52	3729 46	0 0	13810 51	13810 11
Total reported	10227	58051	29117	0	97395	2123	17021	8123	0	27267	124662
Percent Reported	100.0	100.0	100.0		100.0	100.0	100.0	100.0		100.0	100.0
NOT REPORTED	0	0	1	0	1	0	0	0	0	0	1
Total	10227	58051	29118	0	97396	2123	17021	8123	0	27267	124663
AVERAGE W-AGE	19.89	29.64	47.73	.00	34.02	19.98	30.37	46.31	.00	34.31	34.09

*** Average age excludes missing dates of birth

Probationer Statistical Profile

Sample: Active & admin probationers, not in facilities
Act probationers 12/17/2002

Requestor: Nancy Phillips, Statistician

Current supervision type by current age & sex

Curr supv type	M e n				W o m e n				Grand Total %		
	age 00-21 %	age 22-39 %	age 40-98 %	age UNKWN %	Men Total %	age 00-21 %	age 22-39 %	age 40-98 %		age UNKWN %	Women Total %
UNSUPERVISED	61 1	1033 2	558 2	0 0	1652 2	12 1	266 2	133 2	0 0	411 2	2063 2
WARRANT	0 0	3 0	0 0	0 0	3 0	0 0	0 0	0 0	0 0	0 0	3 0
BC AFTERCARE	0 0	0 0	0 0	0 0	0 0	0 0	0 0	0 0	0 0	0 0	0 0
HOME CONFINEMENT	0 0	1 0	0 0	0 0	1 0	0 0	0 0	0 0	0 0	0 0	1 0
INTENSIVE	703 7	1827 3	680 2	0 0	3210 3	96 5	479 3	186 2	0 0	761 3	3971 3
MAXIMUM	249 2	1663 3	880 3	0 0	2792 3	23 1	210 1	110 1	0 0	343 1	3135 3
HIGH	545 5	2670 5	1314 5	0 0	4529 5	87 4	558 3	260 3	0 0	905 3	5434 4
MEDIUM	1207 12	4848 8	2269 8	0 0	8324 9	200 9	1353 8	566 7	0 0	2119 8	10443 8
STANDARD	4856 47	14822 26	7057 24	0 0	26735 27	1275 60	5805 34	2262 28	0 0	9342 34	36077 29
ADMINISTRATIVE	2421 24	30051 52	15795 54	0 0	48267 50	412 19	8118 48	4493 55	0 0	13023 48	61290 49
FINANCIAL	0 0	11 0	56 0	0 0	67 0	0 0	1 0	2 0	0 0	3 0	70 0
OBSOLETE CODES	0 0	0 0	0 0	0 0	0 0	0 0	0 0	0 0	0 0	0 0	0 0
UNCLASSIFIED	185 2	1122 2	509 2	0 0	1816 2	18 1	231 1	111 1	0 0	360 1	2176 2
Total reported	10227	58051	29118	0	97396	2123	17021	8123	0	27267	124663
Percent Reported	100.0	100.0	100.0		100.0	100.0	100.0	100.0		100.0	100.0
NOT REPORTED	0	0	0	0	0	0	0	0	0	0	0
Total	10227	58051	29118	0	97396	2123	17021	8123	0	27267	124663

Probationer Statistical Profile

Sample: Active & admin probationers, not in facilities
Act probationers 12/17/2002

Requestor: Nancy Phillips, Statistician

County of conviction by current age & sex

County	M e n							W o m e n							Grand Total %							
	age 00-21	%	age 22-39	%	age 40-98	%	UNKWN	Men Total %	age 00-21	%	age 22-39	%	age 40-98	%		UNKWN	Women Total %					
Appling	27	0	142	0	60	0	0	0	229	0	2	0	28	0	8	0	0	0	38	0	267	0
Atkinson	15	0	67	0	44	0	0	0	126	0	3	0	18	0	10	0	0	0	31	0	157	0
Bacon	13	0	56	0	30	0	0	0	99	0	1	0	11	0	7	0	0	0	19	0	118	0
Baker	1	0	38	0	17	0	0	0	56	0	0	0	3	0	1	0	0	0	4	0	60	0
Baldwin	108	1	605	1	253	1	0	0	966	1	16	1	138	1	89	1	0	0	243	1	1209	1
Banks	18	0	121	0	97	0	0	0	236	0	8	0	40	0	21	0	0	0	69	0	305	0
Barrow	42	0	282	0	198	1	0	0	522	1	15	1	114	1	51	1	0	0	180	1	702	1
Bartow	103	1	874	2	483	2	0	0	1460	1	24	1	295	2	125	2	0	0	444	2	1904	2
Ben Hill	20	0	157	0	86	0	0	0	263	0	7	0	47	0	20	0	0	0	74	0	337	0
Berrien	28	0	137	0	80	0	0	0	245	0	9	0	35	0	18	0	0	0	62	0	307	0
Bibb	251	2	1574	3	803	3	0	0	2628	3	40	2	494	3	237	3	0	0	771	3	3399	3
Bleckley	28	0	114	0	48	0	0	0	190	0	8	0	37	0	14	0	0	0	59	0	249	0
Brantley	10	0	61	0	49	0	0	0	120	0	1	0	18	0	6	0	0	0	25	0	145	0
Brooks	23	0	159	0	56	0	0	0	238	0	2	0	21	0	15	0	0	0	38	0	276	0
Bryan	24	0	80	0	36	0	0	0	140	0	3	0	14	0	11	0	0	0	28	0	168	0
Bulloch	121	1	500	1	161	1	0	0	782	1	16	1	138	1	42	1	0	0	196	1	978	1
Burke	19	0	109	0	56	0	0	0	184	0	5	0	24	0	14	0	0	0	43	0	227	0
Butts	25	0	187	0	81	0	0	0	293	0	3	0	49	0	26	0	0	0	78	0	371	0
Calhoun	10	0	76	0	33	0	0	0	119	0	2	0	22	0	10	0	0	0	34	0	153	0
Camden	45	0	212	0	83	0	0	0	340	0	8	0	50	0	28	0	0	0	86	0	426	0
Candler	15	0	63	0	39	0	0	0	117	0	2	0	35	0	13	0	0	0	50	0	167	0
Carroll	96	1	507	1	218	1	0	0	821	1	26	1	151	1	76	1	0	0	253	1	1074	1
Catoosa	50	0	330	1	139	0	0	0	519	1	17	1	111	1	60	1	0	0	188	1	707	1
Charlton	9	0	51	0	27	0	0	0	87	0	2	0	11	0	7	0	0	0	20	0	107	0
Chatham	371	4	1656	3	789	3	0	0	2816	3	86	4	627	4	304	4	0	0	1017	4	3833	3
Chattahoochee	5	0	19	0	12	0	0	0	36	0	1	0	7	0	2	0	0	0	10	0	46	0
Chattooga	27	0	228	0	118	0	0	0	373	0	10	0	71	0	33	0	0	0	114	0	487	0
Cherokee	183	2	811	1	415	1	0	0	1409	1	34	2	237	1	129	2	0	0	400	1	1809	1
Clarke	126	1	578	1	227	1	0	0	931	1	23	1	159	1	49	1	0	0	231	1	1162	1
Clay	6	0	36	0	19	0	0	0	61	0	1	0	4	0	6	0	0	0	11	0	72	0
Clayton	260	3	841	1	363	1	0	0	1464	2	104	5	408	2	126	2	0	0	638	2	2102	2
Clinch	18	0	87	0	55	0	0	0	160	0	3	0	25	0	8	0	0	0	36	0	196	0
Cobb	729	7	4513	8	2222	8	0	0	7464	8	146	7	1302	8	654	8	0	0	2102	8	9566	8
Coffee	48	0	255	0	129	0	0	0	432	0	4	0	78	0	43	1	0	0	125	0	557	0

(continued)

Probationer Statistical Profile

Sample: Active & admin probationers, not in facilities
Act probationers 12/17/2002

Requestor: Nancy Phillips, Statistician

County of conviction by current age & sex (continued)

County	Men							Women							Grand Total	%						
	age	age	age	age	UNKWN	Total	age	age	age	age	UNKWN	Total										
	00-21	%	22-39	%	40-98	%	UNKWN	%	00-21	%	22-39	%	40-98	%	UNKWN	%	Total	%				
Colquit	100	1	433	1	223	1	0	0	756	1	13	1	92	1	43	1	0	0	148	1	904	1
Columbia	82	1	317	1	120	0	0	0	519	1	12	1	85	0	56	1	0	0	153	1	672	1
Cook	21	0	240	0	126	0	0	0	387	0	1	0	63	0	25	0	0	0	89	0	476	0
Coweta	104	1	435	1	204	1	0	0	743	1	19	1	161	1	69	1	0	0	249	1	992	1
Crawford	10	0	51	0	25	0	0	0	86	0	2	0	8	0	10	0	0	0	20	0	106	0
Crisp	71	1	255	0	135	0	0	0	461	0	17	1	91	1	31	0	0	0	139	1	600	0
Dade	33	0	157	0	73	0	0	0	263	0	5	0	57	0	18	0	0	0	80	0	343	0
Dawson	13	0	122	0	66	0	0	0	201	0	6	0	46	0	27	0	0	0	79	0	280	0
Decatur	29	0	339	1	188	1	0	0	556	1	11	1	82	0	41	1	0	0	134	0	690	1
DeKalb	563	6	2769	5	1273	4	0	0	4605	5	131	6	830	5	323	4	0	0	1284	5	5889	5
Dodge	19	0	161	0	76	0	0	0	256	0	9	0	49	0	26	0	0	0	84	0	340	0
Dooly	20	0	120	0	54	0	0	0	194	0	2	0	32	0	14	0	0	0	48	0	242	0
Dougherty	320	3	2024	3	1066	4	0	0	3410	4	55	3	626	4	286	4	0	0	967	4	4377	4
Douglas	194	2	1416	2	837	3	0	0	2447	3	55	3	480	3	257	3	0	0	792	3	3239	3
Early	35	0	140	0	66	0	0	0	241	0	3	0	42	0	23	0	0	0	68	0	309	0
Echols	2	0	15	0	13	0	0	0	30	0	1	0	1	0	2	0	0	0	4	0	34	0
Effingham	39	0	186	0	104	0	0	0	329	0	16	1	62	0	32	0	0	0	110	0	439	0
Elbert	20	0	221	0	136	0	0	0	377	0	2	0	58	0	36	0	0	0	96	0	473	0
Emanuel	24	0	132	0	52	0	0	0	208	0	5	0	38	0	17	0	0	0	60	0	268	0
Evans	10	0	44	0	20	0	0	0	74	0	3	0	12	0	4	0	0	0	19	0	93	0
Fannin	21	0	166	0	128	0	0	0	315	0	5	0	73	0	20	0	0	0	98	0	413	0
Fayette	85	1	364	1	164	1	0	0	613	1	19	1	139	1	70	1	0	0	228	1	841	1
Floyd	122	1	874	2	526	2	0	0	1522	2	34	2	337	2	176	2	0	0	547	2	2069	2
Forsyth	62	1	361	1	200	1	0	0	623	1	8	0	128	1	55	1	0	0	191	1	814	1
Franklin	25	0	194	0	107	0	0	0	326	0	2	0	45	0	23	0	0	0	70	0	396	0
Fulton	666	7	4433	8	2190	8	0	0	7289	7	77	4	840	5	480	6	0	0	1397	5	8686	7
Gilmer	33	0	255	0	134	0	0	0	422	0	7	0	69	0	45	1	0	0	121	0	543	0
Glascok	3	0	5	0	5	0	0	0	13	0	0	0	0	0	0	0	0	0	0	0	13	0
Glynn	108	1	597	1	284	1	0	0	989	1	25	1	165	1	73	1	0	0	263	1	1252	1
Gordon	68	1	498	1	290	1	0	0	856	1	14	1	182	1	97	1	0	0	293	1	1149	1
Grady	28	0	214	0	117	0	0	0	359	0	4	0	50	0	27	0	0	0	81	0	440	0
Greene	40	0	213	0	87	0	0	0	340	0	5	0	44	0	17	0	0	0	66	0	406	0
Gwinnett	541	5	2843	5	1239	4	0	0	4623	5	115	5	830	5	389	5	0	0	1334	5	5957	5
Habersham	33	0	143	0	87	0	0	0	263	0	8	0	42	0	22	0	0	0	72	0	335	0
Hall	121	1	691	1	440	2	0	0	1252	1	31	1	283	2	124	2	0	0	438	2	1690	1

(continued)

Probationer Statistical Profile

Sample: Active & admin probationers, not in facilities
Act probationers 12/17/2002

Requestor: Nancy Phillips, Statistician

County of conviction by current age & sex (continued)

County	Men					Women					Grand Total	%
	age 00-21	age 22-39	age 40-98	age UNKWN	Men Total	age 00-21	age 22-39	age 40-98	age UNKWN	Women Total		
Hancock	17	70	32	0	119	2	8	7	0	17	136	
Haralson	20	151	139	0	310	5	41	23	0	69	379	
Harris	27	119	68	0	214	4	21	13	0	38	252	
Hart	12	147	70	0	229	2	30	22	0	54	283	
Heard	5	49	34	0	88	1	10	5	0	16	104	
Henry	168	795	310	0	1273	48	229	101	0	378	1651	
Houston	137	710	360	0	1207	39	246	96	0	381	1588	
Irwin	12	77	53	0	142	1	12	6	0	19	161	
Jackson	53	302	168	0	523	9	100	50	0	159	682	
Jasper	18	65	41	0	124	2	12	10	0	24	148	
Jeff Davis	6	100	61	0	167	1	26	11	0	38	205	
Jefferson	35	121	60	0	216	1	18	7	0	26	242	
Jenkins	15	100	41	0	156	4	18	7	0	29	185	
Johnson	8	104	30	0	142	0	13	12	0	25	167	
Jones	37	212	118	0	367	7	34	20	0	61	428	
Lamar	15	177	68	0	260	6	43	12	0	61	321	
Lanier	14	96	52	0	162	3	16	8	0	27	189	
Laurens	61	405	212	0	678	5	71	32	0	108	786	
Lee	39	224	115	0	378	9	31	17	0	57	435	
Liberty	33	151	52	0	236	6	38	20	0	64	300	
Lincoln	13	52	34	0	99	1	8	9	0	18	117	
Long	18	42	17	0	77	2	4	5	0	11	88	
Lowndes	224	1069	439	0	1732	56	309	120	0	485	2217	
Lumpkin	15	154	83	0	252	2	52	24	0	78	330	
Macon	10	142	129	0	281	3	20	19	0	42	323	
Madison	37	142	87	0	266	3	35	27	0	65	331	
Marion	12	48	21	0	81	1	8	7	0	16	97	
McDuffie	21	185	82	0	288	2	39	22	0	63	351	
McIntosh	10	57	47	0	114	6	26	9	0	41	155	
Meriwether	34	158	96	0	288	5	34	22	0	61	349	
Miller	14	68	26	0	108	2	13	6	0	21	129	
Mitchell	29	338	140	0	507	6	68	33	0	107	614	
Monroe	14	205	89	0	308	3	56	22	0	81	389	
Montgomery	16	60	27	0	103	0	10	9	0	19	122	
Morgan	12	142	78	0	232	2	13	17	0	32	264	

(continued)

Probationer Statistical Profile

Sample: Active & admin probationers, not in facilities
Act probationers 12/17/2002

Requestor: Nancy Phillips, Statistician

County of conviction by current age & sex (continued)

County	Men							Women							Grand Total	%						
	age	%	age	%	age	%	age	%	age	%	age	%	age	%			age	%				
	00-21		22-39		40-98		UNKWN		Total		00-21		22-39		40-98		UNKWN		Total			
Murray	29	0	141	0	70	0	0	0	240	0	4	0	49	0	20	0	0	0	73	0	313	0
Muscogee	281	3	1242	2	667	2	0	0	2190	2	80	4	529	3	235	3	0	0	844	3	3034	2
Newton	81	1	781	1	455	2	0	0	1317	1	17	1	195	1	121	1	0	0	333	1	1650	1
Oconee	12	0	63	0	34	0	0	0	109	0	3	0	18	0	9	0	0	0	30	0	139	0
Oglethorpe	8	0	85	0	40	0	0	0	133	0	2	0	8	0	10	0	0	0	20	0	153	0
Paulding	57	1	304	1	176	1	0	0	537	1	8	0	61	0	47	1	0	0	116	0	653	1
Peach	36	0	178	0	65	0	0	0	279	0	0	0	35	0	14	0	0	0	49	0	328	0
Pickens	28	0	141	0	98	0	0	0	267	0	3	0	59	0	31	0	0	0	93	0	360	0
Pierce	11	0	53	0	27	0	0	0	91	0	1	0	18	0	8	0	0	0	27	0	118	0
Pike	7	0	48	0	26	0	0	0	81	0	0	0	5	0	4	0	0	0	9	0	90	0
Polk	38	0	349	1	222	1	0	0	609	1	6	0	75	0	47	1	0	0	128	0	737	1
Pulaski	22	0	70	0	41	0	0	0	133	0	1	0	23	0	11	0	0	0	35	0	168	0
Putnam	33	0	222	0	118	0	0	0	373	0	7	0	37	0	29	0	0	0	73	0	446	0
Quitman	7	0	24	0	12	0	0	0	43	0	2	0	4	0	5	0	0	0	11	0	54	0
Rabun	32	0	75	0	57	0	0	0	164	0	5	0	16	0	19	0	0	0	40	0	204	0
Randolph	18	0	96	0	42	0	0	0	156	0	0	0	31	0	19	0	0	0	50	0	206	0
Richmond	282	3	1332	2	645	2	0	0	2259	2	78	4	520	3	227	3	0	0	825	3	3084	2
Rockdale	70	1	312	1	160	1	0	0	542	1	23	1	115	1	55	1	0	0	193	1	735	1
Schley	6	0	50	0	33	0	0	0	89	0	1	0	12	0	5	0	0	0	18	0	107	0
Screven	23	0	133	0	82	0	0	0	238	0	4	0	33	0	29	0	0	0	66	0	304	0
Seminole	19	0	120	0	55	0	0	0	194	0	1	0	30	0	10	0	0	0	41	0	235	0
Spalding	80	1	459	1	227	1	0	0	766	1	20	1	176	1	83	1	0	0	279	1	1045	1
Stephens	31	0	140	0	78	0	0	0	249	0	7	0	54	0	26	0	0	0	87	0	336	0
Stewart	5	0	79	0	45	0	0	0	129	0	0	0	10	0	12	0	0	0	22	0	151	0
Sumter	66	1	543	1	361	1	0	0	970	1	9	0	162	1	86	1	0	0	257	1	1227	1
Talbot	7	0	41	0	17	0	0	0	65	0	0	0	2	0	5	0	0	0	7	0	72	0
Taliaferro	5	0	9	0	6	0	0	0	20	0	1	0	1	0	1	0	0	0	3	0	23	0
Tattnall	11	0	69	0	49	0	0	0	129	0	2	0	12	0	8	0	0	0	22	0	151	0
Taylor	8	0	72	0	36	0	0	0	116	0	1	0	8	0	3	0	0	0	12	0	128	0
Telfair	27	0	132	0	51	0	0	0	210	0	3	0	45	0	17	0	0	0	65	0	275	0
Terrell	16	0	144	0	46	0	0	0	206	0	7	0	33	0	17	0	0	0	57	0	263	0
Thomas	131	1	683	1	307	1	0	0	1121	1	18	1	167	1	66	1	0	0	251	1	1372	1
Tift	30	0	333	1	181	1	0	0	544	1	6	0	86	1	38	0	0	0	130	0	674	1
Toombs	42	0	160	0	94	0	0	0	296	0	11	1	62	0	26	0	0	0	99	0	395	0
Towns	7	0	49	0	24	0	0	0	80	0	1	0	16	0	6	0	0	0	23	0	103	0

(continued)

Probationer Statistical Profile

Sample: Active & admin probationers, not in facilities
Act probationers 12/17/2002

Requestor: Nancy Phillips, Statistician

County of conviction by current age & sex (continued)

County	Men					Women					Grand Total %
	age 00-21 %	age 22-39 %	age 40-98 %	age UNKWN %	Men Total %	age 00-21 %	age 22-39 %	age 40-98 %	age UNKWN %	Women Total %	
Treutlen	15 0	79 0	47 0	0 0	141 0	2 0	19 0	15 0	0 0	36 0	177 0
Troup	111 1	472 1	224 1	0 0	807 1	29 1	198 1	67 1	0 0	294 1	1101 1
Turner	15 0	91 0	43 0	0 0	149 0	2 0	14 0	10 0	0 0	26 0	175 0
Twiggs	6 0	68 0	37 0	0 0	111 0	4 0	14 0	10 0	0 0	28 0	139 0
Union	16 0	64 0	47 0	0 0	127 0	8 0	22 0	20 0	0 0	50 0	177 0
Upson	48 0	155 0	59 0	0 0	262 0	7 0	41 0	21 0	0 0	69 0	331 0
Walker	72 1	394 1	205 1	0 0	671 1	15 1	112 1	55 1	0 0	182 1	853 1
Walton	89 1	674 1	389 1	0 0	1152 1	11 1	157 1	74 1	0 0	242 1	1394 1
Ware	35 0	238 0	122 0	0 0	395 0	7 0	77 0	31 0	0 0	115 0	510 0
Warren	8 0	43 0	25 0	0 0	76 0	0 0	3 0	1 0	0 0	4 0	80 0
Washington	32 0	121 0	66 0	0 0	219 0	1 0	32 0	21 0	0 0	54 0	273 0
Wayne	42 0	256 0	113 0	0 0	411 0	10 0	59 0	31 0	0 0	100 0	511 0
Webster	9 0	34 0	28 0	0 0	71 0	2 0	6 0	1 0	0 0	9 0	80 0
Wheeler	5 0	30 0	29 0	0 0	64 0	1 0	7 0	7 0	0 0	15 0	79 0
White	20 0	108 0	83 0	0 0	211 0	2 0	37 0	17 0	0 0	56 0	267 0
Whitfield	120 1	641 1	295 1	0 0	1056 1	33 2	247 1	115 1	0 0	395 1	1451 1
Wilcox	14 0	43 0	21 0	0 0	78 0	0 0	7 0	3 0	0 0	10 0	88 0
Wilkes	16 0	73 0	50 0	0 0	139 0	2 0	11 0	8 0	0 0	21 0	160 0
Wilkinson	12 0	70 0	43 0	0 0	125 0	1 0	25 0	9 0	0 0	35 0	160 0
Worth	22 0	164 0	85 0	0 0	271 0	3 0	22 0	22 0	0 0	47 0	318 0
Out of state	203 2	1505 3	597 2	0 0	2305 2	48 2	528 3	183 2	0 0	759 3	3064 2
Total reported	10226	58046	29115	0	97387	2123	17021	8121	0	27265	124652
Percent Reported	100.0	100.0	100.0		100.0	100.0	100.0	100.0		100.0	100.0
Not reported	1	5	3	0	9	0	0	2	0	2	11
Total	10227	58051	29118	0	97396	2123	17021	8123	0	27267	124663

Probationer Statistical Profile

Sample: Active & admin probationers, not in facilities
Act probationers 12/17/2002

Requestor: Nancy Phillips, Statistician

Circuit of conviction by current age & sex

Circuit of conv	Men								Women								Grand Total	%				
	age	%	age	%	age	%	age	%	Men	%	age	%	age	%	Women	%						
	00-21	22-39	40-98	UNKWN	00-21	22-39	40-98	UNKWN	00-21	22-39	40-98	UNKWN	00-21	22-39	40-98	UNKWN						
Alapaha	96	1	627	1	357	1	0	0	1080	1	19	1	157	1	69	1	0	0	245	1	1325	1
Alcovy	170	2	1455	3	844	3	0	0	2469	3	28	1	352	2	195	2	0	0	575	2	3044	3
Atlanta	666	7	4433	8	2190	8	0	0	7289	8	77	4	840	5	480	6	0	0	1397	5	8686	7
Atlantic	106	1	443	1	221	1	0	0	770	1	22	1	106	1	57	1	0	0	185	1	955	1
Augusta	383	4	1758	3	821	3	0	0	2962	3	95	5	629	4	297	4	0	0	1021	4	3983	3
Blue Ridge	183	2	811	1	414	1	0	0	1408	1	34	2	237	1	129	2	0	0	400	2	1808	1
Brunswick	228	2	1307	2	601	2	0	0	2136	2	46	2	328	2	151	2	0	0	525	2	2661	2
Chattahoochee	340	3	1541	3	821	3	0	0	2702	3	87	4	575	3	265	3	0	0	927	3	3629	3
Cherokee	171	2	1372	2	773	3	0	0	2316	2	38	2	477	3	222	3	0	0	737	3	3053	3
Clayton	259	3	837	1	362	1	0	0	1458	2	104	5	407	2	126	2	0	0	637	2	2095	2
Cobb	729	7	4510	8	2218	8	0	0	7457	8	146	7	1299	8	653	8	0	0	2098	8	9555	8
Conasauga	149	1	782	1	365	1	0	0	1296	1	37	2	296	2	135	2	0	0	468	2	1764	1
Cordele	125	1	575	1	296	1	0	0	996	1	26	1	177	1	68	1	0	0	271	1	1267	1
Coweta	350	3	1621	3	776	3	0	0	2747	3	80	4	554	3	239	3	0	0	873	3	3620	3
Dougherty	320	3	2024	4	1066	4	0	0	3410	4	55	3	626	4	286	4	0	0	967	4	4377	4
Dublin	90	1	656	1	326	1	0	0	1072	1	11	1	117	1	69	1	0	0	197	1	1269	1
Eastern	371	4	1655	3	789	3	0	0	2815	3	86	4	627	4	304	4	0	0	1017	4	3832	3
Flint	168	2	795	1	310	1	0	0	1273	1	48	2	229	1	101	1	0	0	378	1	1651	1
Griffin	220	2	1026	2	476	2	0	0	1722	2	46	2	361	2	178	2	0	0	585	2	2307	2
Gwinnett	541	5	2843	5	1239	4	0	0	4623	5	115	6	830	5	388	5	0	0	1333	5	5956	5
Houston	137	1	710	1	360	1	0	0	1207	1	39	2	246	1	96	1	0	0	381	1	1588	1
Lookout Mountain	182	2	1109	2	535	2	0	0	1826	2	47	2	351	2	166	2	0	0	564	2	2390	2
Macon	297	3	1803	3	893	3	0	0	2993	3	42	2	537	3	261	3	0	0	840	3	3833	3
Middle	148	1	597	1	311	1	0	0	1056	1	20	1	185	1	84	1	0	0	289	1	1345	1
Mountain	96	1	358	1	222	1	0	0	676	1	20	1	112	1	67	1	0	0	199	1	875	1
Northeastern	134	1	813	1	506	2	0	0	1453	2	37	2	329	2	151	2	0	0	517	2	1970	2
Northern	102	1	789	1	440	2	0	0	1331	1	11	1	176	1	118	1	0	0	305	1	1636	1
Ocmulgee	277	3	1599	3	770	3	0	0	2646	3	42	2	311	2	198	2	0	0	551	2	3197	3
Oconee	117	1	567	1	272	1	0	0	956	1	22	1	171	1	84	1	0	0	277	1	1233	1
Ogeechee	198	2	919	2	388	1	0	0	1505	2	40	2	251	2	110	1	0	0	401	2	1906	2
Pataula	115	1	628	1	266	1	0	0	1009	1	16	1	157	1	86	1	0	0	259	1	1268	1
Piedmont	113	1	705	1	463	2	0	0	1281	1	32	2	254	2	122	2	0	0	408	2	1689	1
Rome	122	1	874	2	526	2	0	0	1522	2	34	2	337	2	176	2	0	0	547	2	2069	2
South Georgia	97	1	1005	2	495	2	0	0	1597	2	23	1	225	1	112	1	0	0	360	1	1957	2

(continued)

Probationer Statistical Profile

Sample: Active & admin probationers, not in facilities
Act probationers 12/17/2002

Requestor: Nancy Phillips, Statistician

Circuit of conviction by current age & sex (continued)

Circuit of conv	Men								Women								Grand Total %
	age 00-21 %	age 22-39 %	age 40-98 %	age UNKWN %	Men Total %	age 00-21 %	age 22-39 %	age 40-98 %	age UNKWN %	Women Total %							
Southern	480 5	2359 4	1038 4	0 0	3877 4	90 4	590 4	246 3	0 0	926 3	4803 4						
Southwestern	135 1	1072 2	711 2	0 0	1918 2	24 1	241 1	140 2	0 0	405 2	2323 2						
Stone Mountain	563 6	2769 5	1273 4	0 0	4605 5	131 6	830 5	323 4	0 0	1284 5	5889 5						
Tallapoosa	58 1	500 1	361 1	0 0	919 1	11 1	116 1	70 1	0 0	197 1	1116 1						
Tifton	79 1	665 1	362 1	0 0	1106 1	12 1	134 1	76 1	0 0	222 1	1328 1						
Toombs	66 1	367 1	202 1	0 0	635 1	6 0	62 0	41 1	0 0	109 0	744 1						
Waycross	126 1	714 1	384 1	0 0	1224 1	16 1	213 1	102 1	0 0	331 1	1555 1						
Western	138 1	641 1	261 1	0 0	1040 1	26 1	177 1	58 1	0 0	261 1	1301 1						
Rockdale	70 1	312 1	160 1	0 0	542 1	23 1	115 1	55 1	0 0	193 1	735 1						
Douglas	194 2	1416 3	837 3	0 0	2447 3	55 3	480 3	257 3	0 0	792 3	3239 3						
Appalachian	82 1	562 1	360 1	0 0	1004 1	15 1	201 1	96 1	0 0	312 1	1316 1						
Enotah	58 1	375 1	237 1	0 0	670 1	13 1	127 1	67 1	0 0	207 1	877 1						
Forsyth-Bell	62 1	361 1	200 1	0 0	623 1	8 0	128 1	55 1	0 0	191 1	814 1						
Towaliga	54 1	569 1	238 1	0 0	861 1	12 1	148 1	60 1	0 0	220 1	1081 1						
Paulding	57 1	304 1	176 1	0 0	537 1	8 0	61 0	47 1	0 0	116 0	653 1						
OUT OF STATE	203 2	1506 3	597 2	0 0	2306 2	48 2	528 3	183 2	0 0	759 3	3065 3						
Total reported	10225	58039	29109	0	97373	2123	17017	8119	0	27259	124632						
Percent Reported	100.0	100.0	100.0		100.0	100.0	100.0	100.0		100.0	100.0						
NOT REPORTED	89	611	336	0	1036	21	142	71	0	234	1270						
Total	10227	58051	29118	0	97396	2123	17021	8123	0	27267	124663						

Probationer Statistical Profile

Sample: Active & admin probationers, not in facilities
Act probationers 12/17/2002

Requestor: Nancy Phillips, Statistician

Circuit of supervision by current age & sex

Circuit of supv	M e n								W o m e n								Grand Total %					
	age 00-21 %	age 22-39 %	age 40-98 %	age UNKWN %	Men Total %	age 00-21 %	age 22-39 %	age 40-98 %	age UNKWN %	Women Total %												
Alapaha	89	1	611	1	336	1	0	0	1036	1	21	1	142	1	71	1	0	0	234	1	1270	1
Alcovy	148	1	1316	2	772	3	0	0	2236	2	32	2	317	2	187	2	0	0	536	2	2772	2
Atlanta	821	8	5521	10	2691	9	0	0	9033	9	124	6	1228	7	626	8	0	0	1978	7	11011	9
Atlantic	111	1	494	1	231	1	0	0	836	1	29	1	123	1	60	1	0	0	212	1	1048	1
Augusta	389	4	1880	3	865	3	0	0	3134	3	96	5	629	4	298	4	0	0	1023	4	4157	3
Blue Ridge	177	2	775	1	392	1	0	0	1344	1	29	1	247	1	126	2	0	0	402	1	1746	1
Brunswick	245	2	1346	2	627	2	0	0	2218	2	52	2	370	2	160	2	0	0	582	2	2800	2
Chattahoochee	338	3	1582	3	851	3	0	0	2771	3	85	4	580	3	269	3	0	0	934	3	3705	3
Cherokee	190	2	1395	2	750	3	0	0	2335	2	37	2	463	3	217	3	0	0	717	3	3052	2
Clayton	256	3	962	2	406	1	0	0	1624	2	86	4	425	3	139	2	0	0	650	2	2274	2
Cobb	672	7	4161	7	2034	7	0	0	6867	7	126	6	1136	7	571	7	0	0	1833	7	8700	7
Conasauga	163	2	869	2	403	1	0	0	1435	1	42	2	329	2	142	2	0	0	513	2	1948	2
Cordele	118	1	534	1	297	1	0	0	949	1	23	1	168	1	64	1	0	0	255	1	1204	1
Coweta	369	4	1678	3	813	3	0	0	2860	3	88	4	604	4	251	3	0	0	943	3	3803	3
Dougherty	310	3	1941	3	1023	4	0	0	3274	3	64	3	602	4	266	3	0	0	932	3	4206	3
Dublin	92	1	616	1	333	1	0	0	1041	1	11	1	131	1	74	1	0	0	216	1	1257	1
Eastern	382	4	1728	3	800	3	0	0	2910	3	80	4	634	4	310	4	0	0	1024	4	3934	3
Flint	164	2	776	1	338	1	0	0	1278	1	46	2	235	1	95	1	0	0	376	1	1654	1
Griffin	204	2	996	2	476	2	0	0	1676	2	52	2	370	2	164	2	0	0	586	2	2262	2
Gwinnett	557	5	2830	5	1198	4	0	0	4585	5	133	6	838	5	389	5	0	0	1360	5	5945	5
Houston	126	1	649	1	331	1	0	0	1106	1	35	2	222	1	84	1	0	0	341	1	1447	1
Lookout Mountain	172	2	1128	2	572	2	0	0	1872	2	41	2	357	2	166	2	0	0	564	2	2436	2
Macon	319	3	1916	3	949	3	0	0	3184	3	47	2	582	3	280	3	0	0	909	3	4093	3
Middle	147	1	625	1	352	1	0	0	1124	1	18	1	184	1	83	1	0	0	285	1	1409	1
Mountain	91	1	403	1	233	1	0	0	727	1	18	1	139	1	70	1	0	0	227	1	954	1
Northeastern	147	1	915	2	530	2	0	0	1592	2	39	2	356	2	167	2	0	0	562	2	2154	2
Northern	113	1	760	1	448	2	0	0	1321	1	10	0	187	1	119	1	0	0	316	1	1637	1
Ocmulgee	259	3	1479	3	721	2	0	0	2459	3	39	2	308	2	194	2	0	0	541	2	3000	2
Oconee	104	1	553	1	260	1	0	0	917	1	21	1	171	1	86	1	0	0	278	1	1195	1
Ogeechee	177	2	853	1	381	1	0	0	1411	1	37	2	250	1	114	1	0	0	401	1	1812	1
Pataula	113	1	650	1	273	1	0	0	1036	1	14	1	176	1	88	1	0	0	278	1	1314	1
Piedmont	116	1	711	1	489	2	0	0	1316	1	30	1	240	1	117	1	0	0	387	1	1703	1
Rome	119	1	875	2	518	2	0	0	1512	2	35	2	343	2	180	2	0	0	558	2	2070	2
South Georgia	107	1	1021	2	491	2	0	0	1619	2	27	1	230	1	114	1	0	0	371	1	1990	2

(continued)

Probationer Statistical Profile

Sample: Active & admin probationers, not in facilities
Act probationers 12/17/2002

Requestor: Nancy Phillips, Statistician

Circuit of supervision by current age & sex (continued)

Circuit of supv	M e n								W o m e n								Grand					
	age	age	age	age	Men	Men	age	age	age	age	Women	Women	Total	Total	%							
	00-21	%	22-39	%	40-98	%	UNKWN	%	Total	%	00-21	%	22-39	%	40-98	%	UNKWN	%	Total	%		
Southern	481	5	2360	4	1079	4	0	0	3920	4	93	4	589	3	243	3	0	0	925	3	4845	4
Southwestern	134	1	1005	2	660	2	0	0	1799	2	22	1	238	1	152	2	0	0	412	2	2211	2
Stone Mountain	600	6	3223	6	1421	5	0	0	5244	5	142	7	914	5	397	5	0	0	1453	5	6697	5
Tallapoosa	65	1	503	1	368	1	0	0	936	1	14	1	137	1	81	1	0	0	232	1	1168	1
Tifton	92	1	724	1	377	1	0	0	1193	1	12	1	156	1	92	1	0	0	260	1	1453	1
Toombs	62	1	361	1	192	1	0	0	615	1	6	0	66	0	44	1	0	0	116	0	731	1
Waycross	137	1	741	1	408	1	0	0	1286	1	15	1	224	1	101	1	0	0	340	1	1626	1
Western	138	1	723	1	284	1	0	0	1145	1	26	1	161	1	71	1	0	0	258	1	1403	1
Rockdale	80	1	397	1	192	1	0	0	669	1	22	1	142	1	53	1	0	0	217	1	886	1
Douglas	162	2	1168	2	662	2	0	0	1992	2	38	2	367	2	194	2	0	0	599	2	2591	2
Appalachian	78	1	564	1	365	1	0	0	1007	1	17	1	191	1	102	1	0	0	310	1	1317	1
Enotah	55	1	374	1	254	1	0	0	683	1	14	1	127	1	74	1	0	0	215	1	898	1
Forsyth-Bell	53	1	307	1	178	1	0	0	538	1	6	0	119	1	48	1	0	0	173	1	711	1
Towaliga	52	1	530	1	235	1	0	0	817	1	11	1	146	1	64	1	0	0	221	1	1038	1
Paulding	76	1	388	1	216	1	0	0	680	1	10	0	106	1	57	1	0	0	173	1	853	1
Total reported	10170		57917		29075		0		97162		2115		16999		8114		0		27228		124390	

Probationer Statistical Profile

Sample: Active & admin probationers, not in facilities
Act probationers 12/17/2002

Requestor: Nancy Phillips, Statistician

Sentence length in years by current age & sex

Sentence (in years)	Men					Women					Grand Total	%
	age 00-21	age 22-39	age 40-98	age UNKWN	Men Total	age 00-21	age 22-39	age 40-98	age UNKWN	Women Total		
0-1	44	220	123	0	387	11	71	32	0	114	501	0
1.1-2	271	1418	574	0	2263	78	409	187	0	674	2937	2
2.1-3	863	2950	1331	0	5144	285	1058	397	0	1740	6884	6
3.1-4	1386	4971	2259	0	8616	422	2070	762	0	3254	11870	10
4.1-5	1236	5961	2708	0	9905	227	1745	758	0	2730	12635	10
5.1-6	3706	17430	7985	0	29121	730	5485	2385	0	8600	37721	30
6.1-7	361	2846	1341	0	4548	76	781	360	0	1217	5765	5
7.1-8	454	3581	1624	0	5659	60	874	395	0	1329	6988	6
8.1-9	307	2725	1434	0	4466	48	716	380	0	1144	5610	5
9.1-10	165	1523	862	0	2550	21	382	201	0	604	3154	3
10.1-12	1159	9152	4815	0	15126	142	2532	1485	0	4159	19285	15
12.1-15	70	1532	1063	0	2665	9	287	232	0	528	3193	3
15.1-20	138	2113	1530	0	3781	9	373	312	0	694	4475	4
20.1-OVER	67	1611	1383	0	3061	5	238	234	0	477	3538	3
INDEFINITE	0	0	0	0	0	0	0	0	0	0	0	0
Total reported	10227	58033	29032	0	97292	2123	17021	8120	0	27264	124556	
Percent Reported	100.0	100.0	99.7		99.9	100.0	100.0	100.0		100.0	99.9	
NOT REPORTED	0	18	86	0	104	0	0	3	0	3	107	
Total	10227	58051	29118	0	97396	2123	17021	8123	0	27267	124663	
AVERAGE EXCLUDING INDEFINITE	5.48	6.91	7.65	.00	6.98	4.66	6.20	7.07	.00	6.34	6.84	

Probationer Statistical Profile

Sample: Active & admin probationers, not in facilities
Act probationers 12/17/2002

Requestor: Nancy Phillips, Statistician

Time served in years by current age & sex

Time served (in yrs)	M e n					W o m e n					Grand Total %
	age 00-21 %	age 22-39 %	age 40-98 %	age UNKWN %	Men Total %	age 00-21 %	age 22-39 %	age 40-98 %	age UNKWN %	Women Total %	
0-1	5200 51	16460 28	7149 25	0 0	28809 30	1071 50	5221 31	2060 25	0 0	8352 31	37161 30
1.1-2	2956 29	13176 23	5971 21	0 0	22103 23	700 33	4113 24	1763 22	0 0	6576 24	28679 23
2.1-3	1517 15	9776 17	4668 16	0 0	15961 16	278 13	2983 18	1330 16	0 0	4591 17	20552 16
3.1-4	458 4	7147 12	3614 12	0 0	11219 12	65 3	1926 11	1002 12	0 0	2993 11	14212 11
4.1-5	80 1	4956 9	2380 8	0 0	7416 8	8 0	1323 8	702 9	0 0	2033 7	9449 8
5.1-6	3 0	2180 4	1062 4	0 0	3245 3	1 0	513 3	331 4	0 0	845 3	4090 3
6.1-7	6 0	1387 2	897 3	0 0	2290 2	0 0	335 2	217 3	0 0	552 2	2842 2
7.1-8	3 0	910 2	647 2	0 0	1560 2	0 0	216 1	170 2	0 0	386 1	1946 2
8.1-9	1 0	655 1	537 2	0 0	1193 1	0 0	130 1	134 2	0 0	264 1	1457 1
9.1-10	1 0	468 1	442 2	0 0	911 1	0 0	117 1	133 2	0 0	250 1	1161 1
10.1-12	0 0	476 1	601 2	0 0	1077 1	0 0	71 0	100 1	0 0	171 1	1248 1
12.1-15	0 0	294 1	570 2	0 0	864 1	0 0	43 0	91 1	0 0	134 0	998 1
15.1-20	0 0	106 0	406 1	0 0	512 1	0 0	17 0	56 1	0 0	73 0	585 0
20.1-OVER	1 0	60 0	173 1	0 0	234 0	0 0	12 0	34 0	0 0	46 0	280 0
Total reported	10226	58051	29117	0	97394	2123	17020	8123	0	27266	124660
Percent Reported	100.0	100.0	100.0		100.0	100.0	100.0	100.0		100.0	100.0
NOT REPORTED	1	0	1	0	2	0	1	0	0	1	3
Total	10227	58051	29118	0	97396	2123	17021	8123	0	27267	124663
AVERAGE TIME SERVED	1.21	2.63	3.51	.00	2.74	1.14	2.35	3.24	.00	2.52	2.70

Probationer Statistical Profile

Sample: Active & admin probationers, not in facilities
Act probationers 12/17/2002

Requestor: Nancy Phillips, Statistician

Time left to serve by current age & sex

Time left (in years)	Men					Women					Grand Total %
	age 00-21 %	age 22-39 %	age 40-98 %	age UNKWN %	Men Total %	age 00-21 %	age 22-39 %	age 40-98 %	age UNKWN %	Women Total %	
0-1	867 8	9397 16	4822 17	0 0	15086 16	269 13	2924 17	1427 18	0 0	4620 17	19706 16
1.1-2	1329 13	9466 16	4869 17	0 0	15664 16	402 19	2974 17	1380 17	0 0	4756 17	20420 16
2.1-3	1833 18	9236 16	4530 16	0 0	15599 16	409 19	2952 17	1311 16	0 0	4672 17	20271 16
3.1-4	1777 17	8083 14	3820 13	0 0	13680 14	360 17	2418 14	1119 14	0 0	3897 14	17577 14
4.1-5	2063 20	7224 12	3316 11	0 0	12603 13	366 17	2148 13	945 12	0 0	3459 13	16062 13
5.1-6	348 3	3107 5	1513 5	0 0	4968 5	57 3	774 5	412 5	0 0	1243 5	6211 5
6.1-7	411 4	2800 5	1426 5	0 0	4637 5	61 3	686 4	331 4	0 0	1078 4	5715 5
7.1-8	437 4	2259 4	1195 4	0 0	3891 4	45 2	628 4	320 4	0 0	993 4	4884 4
8.1-9	439 4	1953 3	1048 4	0 0	3440 4	56 3	530 3	289 4	0 0	875 3	4315 3
9.1-10	453 4	1752 3	787 3	0 0	2992 3	76 4	521 3	255 3	0 0	852 3	3844 3
10.1-12	53 1	803 1	498 2	0 0	1354 1	2 0	117 1	92 1	0 0	211 1	1565 1
12.1-15	137 1	1033 2	559 2	0 0	1729 2	14 1	185 1	100 1	0 0	299 1	2028 2
15.1-20	71 1	590 1	420 1	0 0	1081 1	5 0	111 1	87 1	0 0	203 1	1284 1
20.1-OVER	7 0	314 1	217 1	0 0	538 1	0 0	43 0	47 1	0 0	90 0	628 1
INDEFINITE	0 0	0 0	0 0	0 0	0 0	0 0	0 0	0 0	0 0	0 0	0 0
NONE	2 0	16 0	10 0	0 0	28 0	1 0	10 0	5 0	0 0	16 0	44 0
Total reported	10227	58033	29030	0	97290	2123	17021	8120	0	27264	124554
Percent Reported	100.0	100.0	99.7		99.9	100.0	100.0	100.0		100.0	99.9
NOT REPORTED	0	18	88	0	106	0	0	3	0	3	109
Total	10227	58051	29118	0	97396	2123	17021	8123	0	27267	124663
AVERAGE EXCLUDING INDEFINITE, NONE	4.18	3.98	4.11	.00	4.04	3.46	3.62	3.86	.00	3.68	3.96

Probationer Statistical Profile

Sample: Active & admin probationers, not in facilities
Act probationers 12/17/2002

Requestor: Nancy Phillips, Statistician

Case type by current age & sex

Case type	Men				Women				Grand Total	%
	age 00-21	age 22-39	age 40-98	age UNKWN	age 00-21	age 22-39	age 40-98	age UNKWN		
PRESENTENCE	0	0	0	0	0	0	0	0	0	0
SPLIT SENTENCE	176	2	5710	10	4341	15	0	0	10227	11
STRAIGHT SENTENCE	9847	96	50798	88	24104	83	0	0	84749	87
ABANDONMENT&BASTARDY	0	0	16	0	64	0	0	0	80	0
OUT OF STATE PROB	204	2	1515	3	603	2	0	0	2322	2
OUT OF STATE A&B	0	0	1	0	0	0	0	0	1	0
SUSPENDED SENTENCE	0	0	11	0	6	0	0	0	17	0
Total reported	10227		58051		29118		0		97396	
Percent Reported	100.0		100.0		100.0				100.0	
NOT REPORTED	0		0		0		0		0	
Total	10227		58051		29118		0		97396	

Probationer Statistical Profile

Sample: Active & admin probationers, not in facilities
Act probationers 12/17/2002

Requestor: Nancy Phillips, Statistician

Release type by current age & sex

Release type	M e n					W o m e n					Grand	
	age 00-21	age 22-39	age 40-98	age UNKWN	Men Total	age 00-21	age 22-39	age 40-98	age UNKWN	Women Total	Total	%
TRANSF OUT OF STATE	0	0	0	0	0	0	0	0	0	0	0	0
REVOKED (TECHNICAL)	0	0	0	0	0	0	0	0	0	0	0	0
REVOKED (NEW SENT)	0	0	0	0	0	0	0	0	0	0	0	0
REVOKED (NEW CRIME)	0	0	0	0	0	0	0	0	0	0	0	0
ABSCONDED (TOLLED)	0	0	0	0	0	0	0	0	0	0	0	0
ABSCONDED (NON-TOLL)	0	0	0	0	0	0	0	0	0	0	0	0
TERMINATED BY COURT	0	0	0	0	0	0	0	0	0	0	0	0
OUT OF STATE TERM	0	0	0	0	0	0	0	0	0	0	0	0
DEATH	0	0	0	0	0	0	0	0	0	0	0	0
FINAN OBLIG COMPLETE	0	0	0	0	0	0	0	0	0	0	0	0
OTHER	0	0	0	0	0	0	0	0	0	0	0	0
NORMAL RELEASE	0	0	0	0	0	0	0	0	0	0	0	0
A & B SPECIAL TERM	0	0	0	0	0	0	0	0	0	0	0	0
INDEP JURISDICTION	0	0	0	0	0	0	0	0	0	0	0	0
ACTIVE	10227	58051	29118	0	97396	2123	17021	8123	0	27267	124663	100.0
Total reported	10227	58051	29118	0	97396	2123	17021	8123	0	27267	124663	100.0
Percent Reported	100.0	100.0	100.0		100.0	100.0	100.0	100.0		100.0	100.0	100.0
NOT REPORTED	0	0	0	0	0	0	0	0	0	0	0	0
Total	10227	58051	29118	0	97396	2123	17021	8123	0	27267	124663	

Probationer Statistical Profile

Sample: Active & admin probationers, not in facilities
Act probationers 12/17/2002

Requestor: Nancy Phillips, Statistician

First offender status by current age & sex

1stOffndr	M e n				W o m e n				Grand Total %		
	age 00-21 %	age 22-39 %	age 40-98 %	age UNKWN %	Men Total %	age 00-21 %	age 22-39 %	age 40-98 %		age UNKWN %	Women Total %
FIRST OFFNDR STATUS	5512 54	15925 27	4796 16	0 0	26233 27	1478 70	7193 42	2493 31	0 0	11164 41	37397 30
NO FIRST OFFNDR STAT	4715 46	42126 73	24322 84	0 0	71163 73	645 30	9828 58	5630 69	0 0	16103 59	87266 70
Total reported	10227	58051	29118	0	97396	2123	17021	8123	0	27267	124663
Percent Reported	100.0	100.0	100.0		100.0	100.0	100.0	100.0		100.0	100.0
NOT REPORTED	0	0	0	0	0	0	0	0	0	0	0
Total	10227	58051	29118	0	97396	2123	17021	8123	0	27267	124663

Probationer Statistical Profile

Sample: Active & admin probationers, not in facilities
Act probationers 12/17/2002

Requestor: Nancy Phillips, Statistician

Type probationer by current age & sex

Type probationer	M e n				W o m e n				Grand Total %		
	age 00-21 %	age 22-39 %	age 40-98 %	age UNKWN %	Men Total %	age 00-21 %	age 22-39 %	age 40-98 %		age UNKWN %	Women Total %
MISDEMEANANT	128 1	783 1	422 1	0 0	1333 1	24 1	248 1	139 2	0 0	411 2	1744 1
FELON	10099 99	57240 99	28626 98	0 0	95965 99	2095 99	16763 98	7973 98	0 0	26831 98	122796 99
ABANDONMENT&BASTARDY	0 0	17 0	64 0	0 0	81 0	0 0	2 0	1 0	0 0	3 0	84 0
SUSPENDED SENTENCE	0 0	11 0	6 0	0 0	17 0	4 0	8 0	10 0	0 0	22 0	39 0
Total reported	10227	58051	29118	0	97396	2123	17021	8123	0	27267	124663
Percent Reported	100.0	100.0	100.0		100.0	100.0	100.0	100.0		100.0	100.0
NOT REPORTED	0	0	0	0	0	0	0	0	0	0	0
Total	10227	58051	29118	0	97396	2123	17021	8123	0	27267	124663

Probationer Statistical Profile

Sample: Active & admin probationers, not in facilities
Act probationers 12/17/2002

Requestor: Nancy Phillips, Statistician

Most serious crime by group by current age & sex

Crime group	Men				Women				Grand Total	%
	age 00-21	age 22-39	age 40-98	age UNKWN	age 00-21	age 22-39	age 40-98	age UNKWN		
HOMICIDE	20	342	267	0	5	103	81	0	189	818
ABORTION	0	3	0	0	0	1	0	0	1	4
BODILY INJRY&REL OFF	680	6222	3916	0	164	1181	567	0	1912	12730
ARSON & REL OFF	34	266	172	0	10	90	69	0	169	641
DAMAGE OF PROPERTY	232	676	227	0	50	169	51	0	270	1405
BURGLARY & REL OFF	1674	6085	1814	0	121	625	186	0	932	10505
FORGERY & REL OFF	568	4362	2003	0	490	4159	1544	0	6193	13126
THEFT	2176	7760	3345	0	605	3756	1560	0	5921	19202
ROBBERY	302	1748	523	0	39	169	55	0	263	2836
SEXUAL OFFENSES	518	2436	2260	0	12	117	55	0	184	5398
OBSCENITY CRIMES	0	4	10	0	0	1	1	0	2	16
TREASON & REL OFF	4	34	16	0	5	24	5	0	34	88
CRIMES INVOLVNG GOVT	203	1244	450	0	43	403	242	0	688	2585
FALSIFICATIONS	22	187	83	0	13	125	44	0	182	474
OBSTRUCT LAW ENFORCE	24	191	79	0	10	78	30	0	118	412
DISORDERLY CONDUCT	64	193	72	0	10	22	15	0	47	376
GAMBLING & REL OFF	5	53	27	0	2	16	11	0	29	114
CRUELTY TO CHILDREN	30	580	379	0	14	448	148	0	610	1599
CRIMES WITH GUNS	229	1909	1304	0	24	127	87	0	238	3680
INVASION PRIVACY	2	94	44	0	0	1	2	0	3	143
RACKETEERING	0	8	18	0	0	4	10	0	14	40
DRUG ABUSE OFFENSES	3170	20640	9401	0	449	4753	2887	0	8089	41300
DRUG TRAFFICKING	21	300	243	0	8	72	66	0	146	710
AUTO CRIMES	18	1413	1733	0	0	123	161	0	284	3448
REVENUE & CONTRABAND	3	7	5	0	0	3	3	0	6	21
CRIMES OF OTH STATES	28	197	88	0	9	83	31	0	123	436
MISC. FELONIES	67	289	151	0	13	111	62	0	186	693
MISDEMEANORS	128	795	476	0	27	252	148	0	427	1826
Total reported	10222	58038	29106	0	2123	17016	8121	0	27260	124626
Percent Reported	100.0	100.0	100.0		100.0	100.0	100.0		100.0	100.0
NOT REPORTED	5	13	12	0	0	5	2	0	7	37
Total	10227	58051	29118	0	2123	17021	8123	0	27267	124663

Probationer Statistical Profile

Sample: Active & admin probationers, not in facilities
Act probationers 12/17/2002

Requestor: Nancy Phillips, Statistician

Most serious offense by current age & sex

Most serious offense	Men					Women					Grand Total	%
	age 00-21 %	age 22-39 %	age 40-98 %	age UNKWN %	Men Total %	age 00-21 %	age 22-39 %	age 40-98 %	age UNKWN %	Women Total %		
Misdemeanors	-----											
abandonment	0 0	11 0	52 0	0 0	63 0	0 0	0 0	1 0	0 0	1 0	64 0	
non-support	0 0	2 0	0 0	0 0	2 0	0 0	0 0	0 0	0 0	0 0	2 0	
stalking	0 0	1 0	5 0	0 0	6 0	0 0	1 0	0 0	0 0	1 0	7 0	
assault & battery	3 0	16 0	6 0	0 0	25 0	0 0	2 0	1 0	0 0	3 0	28 0	
atmpt murder	0 0	2 0	1 0	0 0	3 0	0 0	0 0	0 0	0 0	0 0	3 0	
aggravated assault	3 0	17 0	17 0	0 0	37 0	1 0	8 0	4 0	0 0	13 0	50 0	
simple assault	1 0	19 0	16 0	0 0	36 0	1 0	1 0	1 0	0 0	3 0	39 0	
simple battery	10 0	81 0	45 0	0 0	136 0	4 0	17 0	6 0	0 0	27 0	163 0	
shooting at another	0 0	2 0	1 0	0 0	3 0	0 0	0 0	0 0	0 0	0 0	3 0	
wife beating	0 0	2 0	0 0	0 0	2 0	0 0	0 0	0 0	0 0	0 0	2 0	
concealing a death	0 0	1 0	0 0	0 0	1 0	0 0	0 0	0 0	0 0	0 0	1 0	
leave scene had inju	0 0	1 0	1 0	0 0	2 0	0 0	1 0	0 0	0 0	1 0	3 0	
crmnl intfer govt pr	0 0	4 0	0 0	0 0	4 0	0 0	0 0	0 0	0 0	0 0	4 0	
reckless conduct	3 0	7 0	1 0	0 0	11 0	0 0	6 0	0 0	0 0	6 0	17 0	
disorderly conduct	1 0	1 0	1 0	0 0	3 0	0 0	0 0	2 0	0 0	2 0	5 0	
motor vehicle abando	0 0	0 0	1 0	0 0	1 0	0 0	0 0	0 0	0 0	0 0	1 0	
larceny	0 0	3 0	2 0	0 0	5 0	0 0	1 0	0 0	0 0	1 0	6 0	
receiving stolen goo	2 0	9 0	1 0	0 0	12 0	0 0	3 0	0 0	0 0	3 0	15 0	
theft by taking	10 0	54 0	20 0	0 0	84 0	3 0	28 0	12 0	0 0	43 0	127 0	
robbery	1 0	8 0	1 0	0 0	10 0	0 0	3 0	0 0	0 0	3 0	13 0	
burglary	0 0	22 0	3 0	0 0	25 0	1 0	0 0	0 0	0 0	1 0	26 0	
car breaking	0 0	1 0	0 0	0 0	1 0	0 0	0 0	0 0	0 0	0 0	1 0	
alter id	1 0	1 0	0 0	0 0	2 0	0 0	0 0	0 0	0 0	0 0	2 0	
cheating & swindling	0 0	0 0	1 0	0 0	1 0	0 0	0 0	0 0	0 0	0 0	1 0	
bad checks	1 0	28 0	16 0	0 0	45 0	0 0	39 0	23 0	0 0	62 0	107 0	
fraudulent checks	0 0	2 0	1 0	0 0	3 0	1 0	5 0	0 0	0 0	6 0	9 0	
lottery	0 0	1 0	0 0	0 0	1 0	0 0	0 0	0 0	0 0	0 0	1 0	
forgery	1 0	9 0	3 0	0 0	13 0	1 0	8 0	2 0	0 0	11 0	24 0	
worthless checks	0 0	0 0	0 0	0 0	0 0	0 0	4 0	5 0	0 0	9 0	9 0	
s/d of narcotics	2 0	7 0	0 0	0 0	9 0	0 0	0 0	0 0	0 0	0 0	9 0	
public drunkenness	0 0	3 0	1 0	0 0	4 0	0 0	0 0	1 0	0 0	1 0	5 0	
s/d dep,stim,cntrf d	0 0	3 0	0 0	0 0	3 0	0 0	0 0	0 0	0 0	0 0	3 0	
s/d of lsd	0 0	0 0	0 0	0 0	0 0	0 0	1 0	0 0	0 0	1 0	1 0	

(continued)

Probationer Statistical Profile

Sample: Active & admin probationers, not in facilities
Act probationers 12/17/2002

Requestor: Nancy Phillips, Statistician

Most serious offense by current age & sex (continued)

Most serious offense	Men					Women					Grand Total	%
	age 00-21	age 22-39	age 40-98	age UNKWN	Men Total	age 00-21	age 22-39	age 40-98	age UNKWN	Women Total		
s/d of marijuana	0	7	2	0	9	0	0	0	0	0	9	0
poss of narcotics	1	4	2	0	7	0	2	1	0	3	10	0
poss dep,stim,cntrf	0	1	0	0	1	0	0	0	0	0	1	0
poss of lsd	0	1	0	0	1	0	0	0	0	0	1	0
poss of marijuana	8	35	8	0	51	0	8	2	0	10	61	0
viol motor veh law	12	52	17	0	81	0	7	5	0	12	93	0
dui	9	90	89	0	188	2	21	18	0	41	229	0
obstr of law enf off	8	63	26	0	97	0	8	6	0	14	111	0
impersonating anothe	1	6	2	0	9	0	4	0	0	4	13	0
crmnl trespassing	10	16	7	0	33	2	2	3	0	7	40	0
illegal attm to obt	0	2	0	0	2	0	0	1	0	1	3	0
crmnl damage	3	6	3	0	12	0	3	1	0	4	16	0
terroristic threats	0	5	5	0	10	0	0	2	0	2	12	0
viol ga cntrl subst	12	52	14	0	78	2	12	8	0	22	100	0
sodomy	1	0	0	0	1	0	0	0	0	0	1	0
public indecency	0	8	6	0	14	0	1	0	0	1	15	0
peeping tom	1	1	1	0	3	0	0	0	0	0	3	0
molesting a minor	0	0	3	0	3	0	0	1	0	1	4	0
atmpt rape	0	1	0	0	1	0	0	0	0	0	1	0
sexual battery	0	3	5	0	8	0	0	0	0	0	8	0
escape	0	4	1	0	5	0	0	1	0	1	6	0
cpwl & concealed wea	1	8	4	0	13	0	1	0	0	1	14	0
shoplifting	3	5	8	0	16	3	15	6	0	24	40	0
pointing gun at anot	1	3	6	0	10	0	0	0	0	0	10	0
crmnl attempt	1	0	0	0	1	0	0	1	0	1	2	0
other misdemeanor	5	40	22	0	67	2	7	11	0	20	87	0
riot	0	0	1	0	1	0	0	0	0	0	1	0
fighting in public p	0	3	0	0	3	0	1	0	0	1	4	0
lottery violation	0	0	0	0	0	0	1	0	0	1	1	0
off agnst pub hlth/m	0	5	5	0	10	0	0	0	0	0	10	0
failr fil/mntn abort	0	0	1	0	1	0	0	0	0	0	1	0
involuntary manslaug	0	0	1	0	1	0	0	0	0	0	1	0
interference with cu	1	2	2	0	5	0	3	0	0	3	8	0
theft by deception <	0	0	1	0	1	1	4	1	0	6	7	0
theft/lost/property<	1	3	0	0	4	0	0	0	0	0	4	0

(continued)

Probationer Statistical Profile

Sample: Active & admin probationers, not in facilities
Act probationers 12/17/2002

Requestor: Nancy Phillips, Statistician

Most serious offense by current age & sex (continued)

Most serious offense	Men						Women						Grand Total	%
	age 00-21	age 22-39	age 40-98	age UNKWN	Men Total	Men %	age 00-21	age 22-39	age 40-98	age UNKWN	Women Total	Women %		
theft of services <	0	0	1	0	1	0	0	1	0	0	0	1	2	0
theft by conversion	0	3	0	0	3	0	0	2	3	0	0	5	8	0
theft trade secret <	0	0	0	0	0	0	0	1	0	0	0	1	1	0
theft motor vehicle,	0	2	2	0	4	1	0	0	0	0	0	1	5	0
conversn paymnt real	0	1	0	0	1	0	0	0	0	0	0	0	1	0
entrng mot veh crim	0	5	0	0	5	0	0	1	2	0	0	3	8	0
viol forgery&fraud p	1	0	2	0	3	0	0	1	1	0	0	2	5	0
tpos/use drug rel ob	0	1	0	0	1	0	0	0	1	0	0	1	2	0
obtn/attmpt drugs il	0	0	4	0	4	0	0	2	3	0	0	5	9	0
viol dangerous drugs	0	2	0	0	2	0	0	0	1	0	0	1	3	0
mfg/dist imitate con	0	3	1	0	4	0	0	1	0	0	0	1	5	0
misc abuse govt offi	0	0	0	0	0	0	0	1	1	0	0	2	2	0
misc escape & other	0	1	0	0	1	0	0	0	0	0	0	0	1	0
misc offns relt jud	0	0	1	0	1	0	0	0	0	0	0	0	1	0
misc obstruction off	1	1	0	0	2	0	0	0	0	0	0	0	2	0
misc sexual offenses	1	2	2	0	5	0	0	0	0	0	0	0	5	0
pandering	0	1	1	0	2	0	0	0	0	0	0	0	2	0
providing sex mat mi	0	1	1	0	2	0	0	0	0	0	0	0	2	0
exhibit sex shows mi	0	0	1	0	1	0	0	0	0	0	0	0	1	0
dng instrmntalties &	0	1	0	0	1	0	0	0	0	0	0	0	1	0
viol acts rsale plnt	1	0	0	0	1	0	0	0	0	0	0	0	1	0
viol alcoh bev regs	0	0	2	0	2	0	0	0	0	0	0	0	2	0
furnish liquor to mi	2	0	2	0	4	0	0	0	0	0	0	0	4	0
poss alc bev by juve	1	1	1	0	3	0	0	0	0	0	0	0	3	0
veh homicide tit 40	0	1	1	0	2	0	0	0	1	0	0	1	3	0
viol motor veh licen	0	3	0	0	3	0	0	0	0	0	0	0	3	0
misc misdemeanor	3	22	14	0	39	1	0	14	8	0	0	23	62	0
misc contraband/smug	0	0	1	0	1	0	0	0	0	0	0	0	1	0
viol othr states law	0	0	1	0	1	0	1	0	1	0	0	2	3	0

(continued)

Probationer Statistical Profile

Sample: Active & admin probationers, not in facilities
Act probationers 12/17/2002

Requestor: Nancy Phillips, Statistician

Most serious offense by current age & sex (continued)

Most serious offense	Men					Women					Grand Total %
	age 00-21 %	age 22-39 %	age 40-98 %	age UNKWN %	Men Total %	age 00-21 %	age 22-39 %	age 40-98 %	age UNKWN %	Women Total %	
FELONIES											
MISC HOMICIDE OFFENS	1 0	6 0	4 0	0 0	11 0	1 0	2 0	1 0	0 0	4 0	15 0
MURDER	1 0	5 0	7 0	0 0	13 0	0 0	8 0	1 0	0 0	9 0	22 0
VOLUNTARY MANSLAUGHT	2 0	80 0	90 0	0 0	172 0	0 0	36 0	42 1	0 0	78 0	250 0
INVOLUNTARY MANSLAUG	6 0	59 0	33 0	0 0	98 0	1 0	21 0	8 0	0 0	30 0	128 0
FETICIDE	0 0	3 0	0 0	0 0	3 0	0 0	0 0	0 0	0 0	0 0	3 0
VEHICULAR HOMICIDE	8 0	183 0	113 0	0 0	304 0	3 0	34 0	21 0	0 0	58 0	362 0
HOMICIDE BY PILOT,DU	0 0	0 0	3 0	0 0	3 0	0 0	0 0	0 0	0 0	0 0	3 0
CONCEAL DEATH OF ANO	0 0	3 0	1 0	0 0	4 0	0 0	0 0	0 0	0 0	0 0	4 0
ATMPT MURDER	2 0	3 0	16 0	0 0	21 0	0 0	2 0	8 0	0 0	10 0	31 0
MISC ABORTION	0 0	1 0	0 0	0 0	1 0	0 0	1 0	0 0	0 0	1 0	2 0
CRMNL ABORTION	0 0	2 0	0 0	0 0	2 0	0 0	0 0	0 0	0 0	0 0	2 0
MISC ASSAULT/BATTERY	3 0	96 0	52 0	0 0	151 0	0 0	4 0	7 0	0 0	11 0	162 0
FAMILY VIOLENCE BATT	3 0	9 0	3 0	0 0	15 0	0 0	1 0	0 0	0 0	1 0	16 0
AGGRAV ASSAULT	419 4	3834 7	2377 8	0 0	6630 7	124 6	903 5	443 5	0 0	1470 5	8100 7
ATMPT AGGRAV ASSAULT	1 0	19 0	12 0	0 0	32 0	2 0	7 0	4 0	0 0	13 0	45 0
AGGRAV BATTERY	47 0	433 1	258 1	0 0	738 1	7 0	51 0	28 0	0 0	86 0	824 1
TERRORIST THREATS &	130 1	807 1	585 2	0 0	1522 2	18 1	111 1	48 1	0 0	177 1	1699 1
FALSE IMPRISONMENT	16 0	213 0	84 0	0 0	313 0	2 0	13 0	3 0	0 0	18 0	331 0
FALSE IMPRIS COLOR L	0 0	0 0	1 0	0 0	1 0	0 0	1 0	0 0	0 0	1 0	2 0
KIDNAPPING	2 0	85 0	44 0	0 0	131 0	0 0	2 0	1 0	0 0	3 0	134 0
INTERFERENCE WITH CU	10 0	31 0	13 0	0 0	54 0	4 0	14 0	5 0	0 0	23 0	77 0
AGGRAV ASSAULT POLCE	9 0	121 0	99 0	0 0	229 0	2 0	18 0	9 0	0 0	29 0	258 0
AGGRAV BATTERY PEACE	2 0	4 0	1 0	0 0	7 0	0 0	2 0	0 0	0 0	2 0	9 0
SIMPLE BATTERY	8 0	74 0	46 0	0 0	128 0	1 0	14 0	1 0	0 0	16 0	144 0
RECK COND	0 0	8 0	2 0	0 0	10 0	0 0	4 0	0 0	0 0	4 0	14 0
INJURY BY VEHICLE	0 0	8 0	3 0	0 0	11 0	0 0	1 0	0 0	0 0	1 0	12 0
STALKING	2 0	18 0	20 0	0 0	40 0	0 0	1 0	0 0	0 0	1 0	41 0
AGGRAV STALKING	28 0	458 1	311 1	0 0	797 1	4 0	34 0	18 0	0 0	56 0	853 1
ATMPT KIDNAP	0 0	4 0	5 0	0 0	9 0	0 0	0 0	0 0	0 0	0 0	9 0
ARSON MISC	3 0	13 0	12 0	0 0	28 0	1 0	4 0	7 0	0 0	12 0	40 0
ARSON 1ST DEGREE	17 0	185 0	130 0	0 0	332 0	7 0	65 0	52 1	0 0	124 0	456 0

(continued)

Probationer Statistical Profile

Sample: Active & admin probationers, not in facilities
Act probationers 12/17/2002

Requestor: Nancy Phillips, Statistician

Most serious offense by current age & sex (continued)

Most serious offense	Men						Women						Grand Total	%
	age 00-21	age 22-39	age 40-98	age UNKWN	Men Total	Men %	age 00-21	age 22-39	age 40-98	age UNKWN	Women Total	Women %		
ARSON 2ND DEGREE	8	47	23	0	78	0	11	8	0	19	97	0		
ARSON 3RD DEGREE	5	16	4	0	25	2	7	1	0	10	35	0		
CRMNL POSS EXPLOSIVE	1	4	3	0	8	0	3	1	0	4	12	0		
CRMNL POSS INCENDIAR	0	1	0	0	1	0	0	0	0	0	1	0		
MISC CRIMINAL DAMAGE	7	16	4	0	27	1	3	0	0	4	31	0		
CRMNL DAMAGE 1ST DEG	49	172	73	0	294	5	27	6	0	38	332	0		
CRMNL DAMAGE 2ND DEG	156	420	132	0	708	44	130	38	0	212	920	1		
DAMAGE,DESTROY SECR	2	20	7	0	29	0	3	4	0	7	36	0		
VANDALISM TO CHURCH	2	8	0	0	10	0	1	1	0	2	12	0		
ALTER ID	16	40	11	0	67	0	5	2	0	7	74	0		
BURGLARY	1563	5918	1759	6	9240	117	605	181	2	903	10143	8		
POSS BURGLAR TOOLS	68	89	28	0	185	2	17	2	0	21	206	0		
ATMPT BURGLARY	43	78	27	0	148	2	3	3	0	8	156	0		
MISC FORGERY	2	24	7	0	33	4	19	7	0	30	63	0		
FORGERY 1ST DEGREE	419	3317	1565	5	5301	333	3124	1250	15	4707	10008	8		
FORGERY 2ND DEGREE	35	188	52	0	275	15	68	24	0	107	382	0		
BAD CHECKS	6	161	153	1	320	10	190	76	1	276	596	0		
ILLEGAL USE-CREDIT C	3	12	3	0	18	1	13	2	0	16	34	0		
THEFT CREDIT CARD	24	100	24	0	148	22	84	15	0	121	269	0		
FORGERY CREDIT CARD	7	30	4	0	41	11	54	6	0	71	112	0		
FRAUDULENT CREDIT CA	57	328	81	0	466	78	411	71	1	560	1026	1		
CRMNL POSS CREDIT CA	2	5	2	0	9	0	1	0	0	1	10	0		
RECV GDS,SRVS FRAUD	0	11	7	0	18	1	19	15	0	35	53	0		
TELECOMMUNICATIONS F	1	17	10	0	28	0	8	1	0	9	37	0		
ATMPT FORGERY	0	2	1	0	3	1	2	4	0	7	10	0		
FAILR PAY NATRL PRD/	0	1	2	0	3	0	0	1	0	1	4	0		
FRAUDULENT ACCESS CO	3	40	7	0	50	4	41	2	0	47	97	0		
MISC FRAUD	9	126	85	0	220	10	125	70	1	205	425	0		
THEFT BY TAKING	749	3399	1584	5	5732	252	1975	855	11	3082	8814	7		
THEFT BY DECEPTION	13	203	189	1	405	12	131	80	1	223	628	1		
THEFT BY EXTORTION	1	10	2	0	13	0	8	4	0	12	25	0		
THEFT OF LOST PROPER	5	13	10	0	28	0	7	2	0	9	37	0		
THEFT BY REC STOLEN	640	2046	594	2	3280	56	291	75	1	422	3702	3		
THEFT OF SERVICES	4	41	30	0	75	0	21	11	0	32	107	0		
THEFT BY CONVERSION	10	218	215	1	443	3	134	76	1	213	656	1		

(continued)

Probationer Statistical Profile

Sample: Active & admin probationers, not in facilities
Act probationers 12/17/2002

Requestor: Nancy Phillips, Statistician

Most serious offense by current age & sex (continued)

Most serious offense	Men						Women						Grand Total	%
	age 00-21	age 22-39	age 40-98	age UNKWN	Men Total	Men %	age 00-21	age 22-39	age 40-98	age UNKWN	Women Total	Women %		
THEFT OF TRADE SECRE	1	2	1	0	4		1	1	0	0	2		6	
CONVSN PAYMNTS REAL	0	6	19	0	25		0	0	0	0	0		25	
ATMPT THEFT BY TAKIN	1	0	0	0	1		0	0	0	0	0		1	
THEFT OF MOTOR VEH,	157	476	151	0	784		16	55	16	0	87		871	
THEFT OF LEASED PERS	0	2	0	0	2		0	3	0	0	3		5	
THEFT BRING PROP IN	16	60	20	0	96		4	10	2	0	16		112	
THEFT RECV PROP OUT	6	17	1	0	24		0	4	1	0	5		29	
LIVESTOCK THEFT	2	6	3	0	11		1	2	0	0	3		14	
THEFT BY SHOPLIFTING	133	643	426	0	1202		247	1072	429	5	1748		2950	
ENTERING VEHICLE	438	616	100	0	1154		13	42	8	0	63		1217	
STEAL ALTER PUBLIC D	0	2	0	0	2		0	0	1	0	1		3	
ROBBERY	240	1195	310	0	1745		30	131	40	0	201		1946	
ARMED ROBBERY	23	437	191	0	651		4	32	13	0	49		700	
ROBBERY BY FORCE	0	4	0	0	4		0	0	0	0	0		4	
ROBBERY BY INTIMIDAT	1	4	0	0	5		0	0	0	0	0		5	
ROBBERY BY SUDDEN SN	1	3	0	0	4		0	0	1	0	1		5	
HIJACKING MOTOR VEHI	0	3	0	0	3		2	0	0	0	2		5	
ATMPT ROBBERY	25	69	20	0	114		2	3	1	0	6		120	
ATMPT ARMED ROBBERY	12	33	2	0	47		1	3	0	0	4		51	
MISC SEXUAL	3	37	34	0	74		0	2	1	0	3		77	
RAPE	7	126	117	0	250		0	0	0	0	0		250	
SODOMY	9	22	39	0	70		1	2	0	0	3		73	
AGGRAV SODOMY	3	46	79	0	128		0	0	1	0	1		129	
SEDUCTION	0	0	1	0	1		0	0	1	0	1		2	
INCEST	9	37	120	0	166		0	6	7	0	13		179	
BIGAMY	0	7	9	0	16		0	1	0	0	1		17	
AGGRAV SEXUAL BATTER	1	27	25	0	53		0	1	0	0	1		54	
PANDERING BY COMPULS	0	2	4	0	6		0	0	0	0	0		6	
STATUTORY RAPE	290	950	95	0	1335		4	30	4	0	38		1373	
CHILD MOLESTATION	145	907	1415	5	2467		5	48	29	0	82		2549	
ENTICING CHILD-INDEC	27	111	107	0	245		1	17	5	0	23		268	
AGGRAV CHILD MOLESTA	19	103	178	1	300		0	4	3	0	7		307	
NECROPHILIA	0	1	0	0	1		0	0	1	0	1		2	
SEXL/ASLT/AGN/PERS/	1	25	14	0	40		0	6	3	0	9		49	
SEXUAL ASLT BY THERA	0	1	0	0	1		0	0	0	0	0		1	

(continued)

Probationer Statistical Profile

Sample: Active & admin probationers, not in facilities
Act probationers 12/17/2002

Requestor: Nancy Phillips, Statistician

Most serious offense by current age & sex (continued)

Most serious offense	Men					Women					Grand Total	%
	age 00-21	age 22-39	age 40-98	age UNKWN	Men Total	age 00-21	age 22-39	age 40-98	age UNKWN	Women Total		
SOLICIT SODOMY FROM	0	5	5	0	10	0	0	0	0	0	10	0
ATMPT RAPE	3	28	14	0	45	1	0	0	0	1	46	0
ATMPT SODOMY	0	0	3	0	3	0	0	0	0	0	3	0
ATMPT AGGRAV SODOMY	0	1	1	0	2	0	0	0	0	0	2	0
AGG ASLT W ATMPT TO	1	0	0	0	1	0	0	0	0	0	1	0
MISC OBSCENITY	0	1	3	0	4	0	0	0	0	0	4	0
DISTRIBUTING OBSCENE	0	0	2	0	2	0	1	1	0	2	4	0
DISTR MAT DEPICT NUD	0	3	3	0	6	0	0	0	0	0	6	0
PROV SEX MATER TO MI	0	0	2	0	2	0	0	0	0	0	2	0
MISC PUBLIC ORDER	0	4	2	0	6	0	0	1	0	1	7	0
TREASON	0	0	0	0	0	0	1	0	0	1	1	0
INSURRECTION	0	1	0	0	1	0	0	0	0	0	1	0
INCITING TO INSURREC	2	0	1	0	3	0	0	0	0	0	3	0
ADVOC OVERTHROW OF G	0	0	1	0	1	0	0	0	0	0	1	0
FALSE SWEARNG WRITTN	2	29	12	0	43	5	23	4	0	32	75	0
ABUSE OF GOVT OFFICE	1	0	1	0	2	0	0	0	0	0	2	0
BRIBERY GOVT OFFICER	1	11	10	0	22	0	5	2	0	7	29	0
VIOL OATH PUBLIC OFF	0	4	1	0	5	0	1	1	0	2	7	0
INFLUENCE LEGISLATIV	0	0	1	0	1	0	0	0	0	0	1	0
INFLUENCE GOVT OFFIC	0	2	0	0	2	0	0	0	0	0	2	0
DEFRAUDING STATE	0	15	28	0	43	1	164	113	1	278	321	0
CONSPIRE RESTRAIN FR	0	1	0	0	1	0	0	0	0	0	1	0
FALSE CERTIFICATES	0	4	2	0	6	0	8	0	0	8	14	0
INFLUENCING WITNESS	1	9	6	0	16	0	7	3	0	10	26	0
OBSTR OF LAW ENF OFF	200	1198	401	0	1799	42	218	123	2	383	2182	2
MISC JUDICIAL PROCEE	0	1	3	0	4	1	1	0	0	2	6	0
PERJURY	0	13	11	0	24	1	13	6	0	20	44	0
FALSE SWEARING	2	18	7	0	27	5	16	9	0	30	57	0
SUBORNATION OF PERJU	0	0	1	0	1	0	1	1	0	2	3	0
IMPERSONATION	0	8	3	0	11	0	4	1	0	5	16	0
IMPERSONATING OFFICE	3	43	16	0	62	0	1	0	0	1	63	0
BARRATRY	0	8	1	0	9	0	1	1	0	2	11	0
EMBRACERY	0	1	0	0	1	0	3	0	0	3	4	0
FALSE STATEMENTS GOV	17	92	40	0	149	6	83	26	0	115	264	0
UNAUTH REPRESTN PEAC	0	0	1	0	1	0	0	0	0	0	1	0

(continued)

Probationer Statistical Profile

Sample: Active & admin probationers, not in facilities
Act probationers 12/17/2002

Requestor: Nancy Phillips, Statistician

Most serious offense by current age & sex (continued)

Most serious offense	Men						Women						Grand Total	%
	age 00-21	age 22-39	age 40-98	age UNKWN	Men Total	Men %	age 00-21	age 22-39	age 40-98	age UNKWN	Women Total	Women %		
IMPRSNTNG ANTHR RBAL	0	3	0	0	3	0	0	2	0	0	2	5		
ESCAPE	9	97	47	0	153	1	23	7	0	31	184			
AIDING ESCAPE	2	5	0	0	7	2	7	2	0	11	18			
HINDERING APPREH OR	13	58	21	0	92	7	38	21	0	66	158			
COMPOUNDING A CRIME	0	1	0	0	1	0	3	0	0	3	4			
MUTINY IN PENAL INST	0	1	0	0	1	0	0	0	0	0	1			
BAIL JUMPING	0	29	9	0	38	0	6	0	0	6	44			
ATMPT ESCAPE	0	0	2	0	2	0	1	0	0	1	3			
FALSE PUBLIC ALARM	13	16	1	0	30	2	2	1	0	5	35			
CRMNL INTERFERE GOVT	51	177	71	0	299	8	20	14	0	42	341			
MISC GAMBLING/RELATE	0	0	1	0	1	0	0	0	0	0	1			
COMMERICAL GAMBLING	0	5	12	0	17	0	2	8	0	10	27			
COMMUNICATING GAMBL	0	1	2	0	3	0	0	0	0	0	3			
BRIBERY OF CONTESTAN	0	3	2	0	5	0	1	0	0	1	6			
GAMBLING ACT ON BUSI	0	0	1	0	1	0	1	0	0	1	2			
DOGFIGHTING	4	35	6	0	45	0	2	1	0	3	48			
LOTTERY VIOLATION	0	5	2	0	7	1	10	2	0	13	20			
BOARDING BUS W/CONCL	1	4	1	0	6	1	0	0	0	1	7			
CRUELTY TO CHILDREN	22	524	316	1	862	12	433	145	2	590	1452			
SEX EXPLOITATION CHI	4	18	25	0	47	1	6	1	0	8	55			
ABANDONMENT OF CHILD	0	33	36	0	69	0	1	2	0	3	72			
UNLWFL AD ADOPT CHIL	0	0	0	0	0	0	1	0	0	1	1			
CNTRBTNG DELINQENCY	4	5	2	0	11	1	7	0	0	8	19			
MISC WEAPON/EXPLOSIV	12	21	7	0	40	1	0	0	0	1	41			
CARRY CONCEALED WEAP	18	55	10	0	83	0	2	0	0	2	85			
CARRY PISTL WITHOUT	1	4	1	0	6	0	0	1	0	1	7			
ALTER PISTL LICENSE	1	0	0	0	1	0	0	0	0	0	1			
MACHINE GUN ACTIVITI	0	0	1	0	1	0	0	0	0	0	1			
POSS OF FIREARM DUR	50	543	238	1	831	0	45	30	0	75	906			
POSS OF CERTAIN WEAP	27	115	58	0	200	4	5	3	0	12	212			
POSS FIREARM CONVCT	22	1098	980	3	2100	0	69	50	1	119	2219			
CARRY WEAPON AT SCHO	95	57	3	0	155	19	5	2	0	26	181			
GUARD LINE WITH WEAP	1	2	1	0	4	0	1	1	0	2	6			
POSS WEAPON BY PRISO	1	10	0	0	11	0	0	0	0	0	11			
DESTROY/INJUR POLICE	0	1	0	0	1	0	0	0	0	0	1			

(continued)

Probationer Statistical Profile

Sample: Active & admin probationers, not in facilities
Act probationers 12/17/2002

Requestor: Nancy Phillips, Statistician

Most serious offense by current age & sex (continued)

Most serious offense	Men						Women						Grand Total	%
	age 00-21	age 22-39	age 40-98	age UNKWN	Men Total	Men %	age 00-21	age 22-39	age 40-98	age UNKWN	Women Total	Women %		
MISUSE FIREARM HUNTI	0	1	3	0	4	0	0	0	0	0	0	4	0	
CRUELTY TO ANIMALS	1	1	1	0	3	0	0	0	0	0	0	3	0	
AGGRAV CRUELTY TO AN	0	1	1	0	2	0	0	0	0	0	0	2	0	
MISC INVASION OF PRI	0	3	1	0	4	0	0	0	1	0	0	5	0	
EAVESDROP & SURVEILL	0	8	8	0	16	0	0	0	1	0	0	17	0	
PEEPING TOM	2	82	35	0	119	0	0	1	0	0	1	120	0	
P/S/D OF EAVESDROP D	0	1	0	0	1	0	0	0	0	0	0	1	0	
RACKETEERING	0	8	18	0	26	0	0	4	10	0	14	40	0	
S/D NARCOTICS, OPIAT	33	344	177	1	554	1	4	59	48	1	111	665	1	
S/D DEP,STIM,CNTRF D	26	247	112	0	385	0	6	45	34	0	85	470	0	
S/D OF LSD	6	26	2	0	34	0	1	0	1	0	2	36	0	
S/D OF MARIJUANA	339	1591	425	1	2355	2	26	228	117	1	371	2726	2	
S/D OF ALCOHOLIC IN	0	1	1	0	2	0	0	0	1	0	1	3	0	
POSS NARCOTICS, OPIA	64	492	301	1	857	1	12	136	91	1	239	1096	1	
POSS DEP,STIM,CNTRF	72	542	312	1	926	1	22	237	108	1	367	1293	1	
POSS OF LSD	16	70	3	0	89	0	1	7	3	0	11	100	0	
POSS OF MARIJUANA	299	1362	413	1	2074	2	36	237	110	1	383	2457	2	
ILLEGAL POSS/MANF LI	0	4	4	0	8	0	0	0	0	0	0	8	0	
ILLEGAL ATTM TO OBT	3	61	43	0	107	0	4	101	85	1	190	297	0	
VIOL GA CNTRL SBST A	1330	9364	4300	15	14994	15	228	2393	1391	17	4012	19006	15	
VIOL DNGROUS DRGS AC	8	64	29	0	101	0	3	25	14	0	42	143	0	
UNLWFL MFG/DEL/DIST	7	58	43	0	108	0	0	10	3	0	13	121	0	
FURNISH LIQUOR TO MI	0	1	0	0	1	0	0	0	0	0	0	1	0	
POSS DRUG RELATED MA	7	22	13	0	42	0	1	12	3	0	16	58	0	
S/D CONT SUB PUBLIC	16	57	17	0	90	0	4	12	8	0	24	114	0	
S/D CONT SUB SCHOOL	16	52	5	0	73	0	1	10	1	0	12	85	0	
S/D COCAINE	299	2166	796	3	3261	3	28	298	214	3	540	3801	3	
POSS OF COCAINE	611	3955	2231	8	6797	7	65	852	580	7	1497	8294	7	
ATMPT VIOL SUBSTANCE	18	161	174	1	353	0	7	91	75	1	173	526	0	
MISC DRUGS TRAFFICKI	1	44	27	0	72	0	2	15	4	0	21	93	0	
TRAF COCAINE LESS 20	7	131	98	0	236	0	1	21	28	0	50	286	0	
TRAF COCAINE 201-400	4	24	22	0	50	0	0	3	4	0	7	57	0	
TRAF COCAINE 401+ GM	0	10	13	0	23	0	0	1	3	0	4	27	0	
TRAF NARCOTIC LESS 1	0	3	1	0	4	0	1	0	0	0	1	5	0	
TRAF NARCOTIC 15-28	1	3	0	0	4	0	0	1	1	0	2	6	0	

(continued)

Probationer Statistical Profile

Sample: Active & admin probationers, not in facilities
Act probationers 12/17/2002

Requestor: Nancy Phillips, Statistician

Most serious offense by current age & sex (continued)

Most serious offense	Men						Women						Grand Total	%
	age 00-21	age 22-39	age 40-98	age UNKWN	Men Total	Men %	age 00-21	age 22-39	age 40-98	age UNKWN	Women Total	Women %		
TRAF NARCOTIC 29+ GM	0	2	0	0	2	0	0	1	0	0	1	3		
TRAF MARIJNA 101-200	1	15	21	0	37	1	4	3	0	8	45			
TRAF MARIJNA 2001-10	0	4	0	0	4	0	1	0	0	1	5			
TRAF MARIJNA 10001+	0	3	1	0	4	0	0	0	0	0	4			
TRAF METHAQUALONE< 4	0	3	6	0	9	1	1	2	0	4	13			
TRAF METHAQUALONE>=4	0	2	2	0	4	0	1	0	0	1	5			
TRAF AMPHTMINE 28-19	0	10	6	0	16	0	2	3	0	5	21			
TRAF AMPHTMINE 200-3	0	1	4	0	5	0	0	2	0	2	7			
TRAF AMPHTMINE 400+	0	1	0	0	1	0	1	0	0	1	2			
CNSPIRE TRAFFIC CNTR	0	1	1	0	2	0	2	0	0	2	4			
TRANSACTIONS DRUG OB	0	0	1	0	1	0	0	0	0	0	1			
TRANSACTIONS CNTRFT	1	2	0	0	3	0	0	1	0	1	4			
USE COMM FACLT Y VIO	1	6	12	0	19	1	2	3	0	6	25			
ATT/CONSPRCY COMMT C	2	20	13	0	35	1	13	9	0	23	58			
UNAUTH DIST CONTRLLD	1	4	7	0	12	0	1	2	0	3	15			
ILLGL DIST CONTRLLD	2	11	8	0	21	0	3	0	0	3	24			
VIOL MOTOR VEHICLE L	13	141	125	0	279	0	28	20	0	48	327			
ALTER CAR TITLE	0	1	5	0	6	0	0	0	0	0	6			
CHOP SHOP VIOLATION	0	1	0	0	1	0	0	0	0	0	1			
DRVNG HABTL VIOLATOR	3	910	1218	4	2131	0	68	100	1	168	2299			
HABIT TRAF VOIL/IMPA	0	151	193	1	344	0	13	27	0	40	384			
HABIT TRAF VIOL/OTHE	2	209	192	1	403	0	14	14	0	28	431			
DSTL ALCOHOL BEVERAG	0	0	3	0	3	0	0	0	0	0	3			
POSS UNAUTHORIZED ST	0	0	0	0	0	0	1	0	0	1	1			
POSS CONTRABAND ARTI	2	4	2	0	8	0	0	1	0	1	9			
TRNSPRT CONTRABAND A	1	1	0	0	2	0	2	2	0	4	6			
CONCEAL CONTRABAND	0	2	0	0	2	0	0	0	0	0	2			
MISC MRALS/PBLIC H/S	2	5	7	0	14	0	0	1	0	1	15			
VIOL GAME AND FISH L	0	1	1	0	2	0	0	0	0	0	2			
MISC CORRECTIONL INS	3	7	4	0	14	0	5	1	0	6	20			
VIOLATN OTHR STATES	28	197	88	0	313	9	83	31	0	123	436			
CONSPIRACY	13	40	18	0	71	4	28	9	0	41	112			
INTERMARRIAGE CLOSE	0	0	0	0	0	0	1	0	0	1	1			
CRMNL ATMP T	38	186	104	0	328	7	66	42	1	115	443			
AIRCRAFT HIJACKING	0	2	0	0	2	0	0	0	0	0	2			

(continued)

Probationer Statistical Profile

Sample: Active & admin probationers, not in facilities
Act probationers 12/17/2002

Requestor: Nancy Phillips, Statistician

Most serious offense by current age & sex (continued)

Most serious offense	Men					Women					Grand Total	%
	age 00-21	age 22-39	age 40-98	age UNKWN	Men Total	age 00-21	age 22-39	age 40-98	age UNKWN	Women Total		
UNAUTH DIST RECRD DE	2 0	4 0	5 0	0 0	11 0	0 0	0 0	0 0	0 0	0 0	11 0	
CRMNL SOLICITATION	0 0	12 0	10 0	0 0	22 0	1 0	5 0	2 0	0 0	8 0	30 0	
PARTY TO A CRIME	4 0	12 0	2 0	0 0	18 0	1 0	5 0	4 0	0 0	10 0	28 0	
CRMNL TRESPASSING	2 0	6 0	4 0	0 0	12 0	0 0	0 0	2 0	0 0	2 0	14 0	
GANG PARTICIPATION	2 0	1 0	0 0	0 0	3 0	0 0	0 0	0 0	0 0	0 0	3 0	
Total reported	10221	58025	29110	0	97356	2123	17015	8120	0	27258	124614	
Percent Reported	99.9	100.0	100.0		100.0	100.0	100.0	100.0		100.0	100.0	
NOT REPORTED	6	26	8	0	40	0	6	3	0	9	49	
Total	10227	58051	29118	0	97396	2123	17021	8123	0	27267	124663	

Probationer Statistical Profile

Sample: Active & admin probationers, not in facilities
Act probationers 12/17/2002

Requestor: Nancy Phillips, Statistician

Most serious crime type by current age & sex

Crime type	Men					Women					Grand Total	%
	age 00-21	age 22-39	age 40-98	age UNKWN	Men Total	age 00-21	age 22-39	age 40-98	age UNKWN	Women Total		
VIOL/PERSN	1033	8967	5112	0	15112	222	1905	856	0	2983	18095	15
NVIOL/PERS	170	708	355	0	1233	25	75	44	0	144	1377	1
PROPERTY	4726	19410	7717	0	31853	1291	9109	3607	0	14007	45860	37
DRUG SALES	765	4861	1823	0	7449	78	736	492	0	1306	8755	7
DRUG POSSN	2449	16191	7847	0	26487	381	4115	2477	0	6973	33460	27
ALCOHOL	3	10	14	0	27	0	0	2	0	2	29	0
HABIT/DUI	27	1501	1817	0	3345	2	144	179	0	325	3670	3
SEX OFFEND	524	2454	2287	0	5265	13	122	57	0	192	5457	4
OTHER	530	3949	2146	0	6625	111	815	409	0	1335	7960	6
Total reported	10227	58051	29118	0	97396	2123	17021	8123	0	27267	124663	
Percent Reported	100.0	100.0	100.0		100.0	100.0	100.0	100.0		100.0	100.0	
NOT REPORTED	0	0	0	0	0	0	0	0	0	0	0	
Total	10227	58051	29118	0	97396	2123	17021	8123	0	27267	124663	