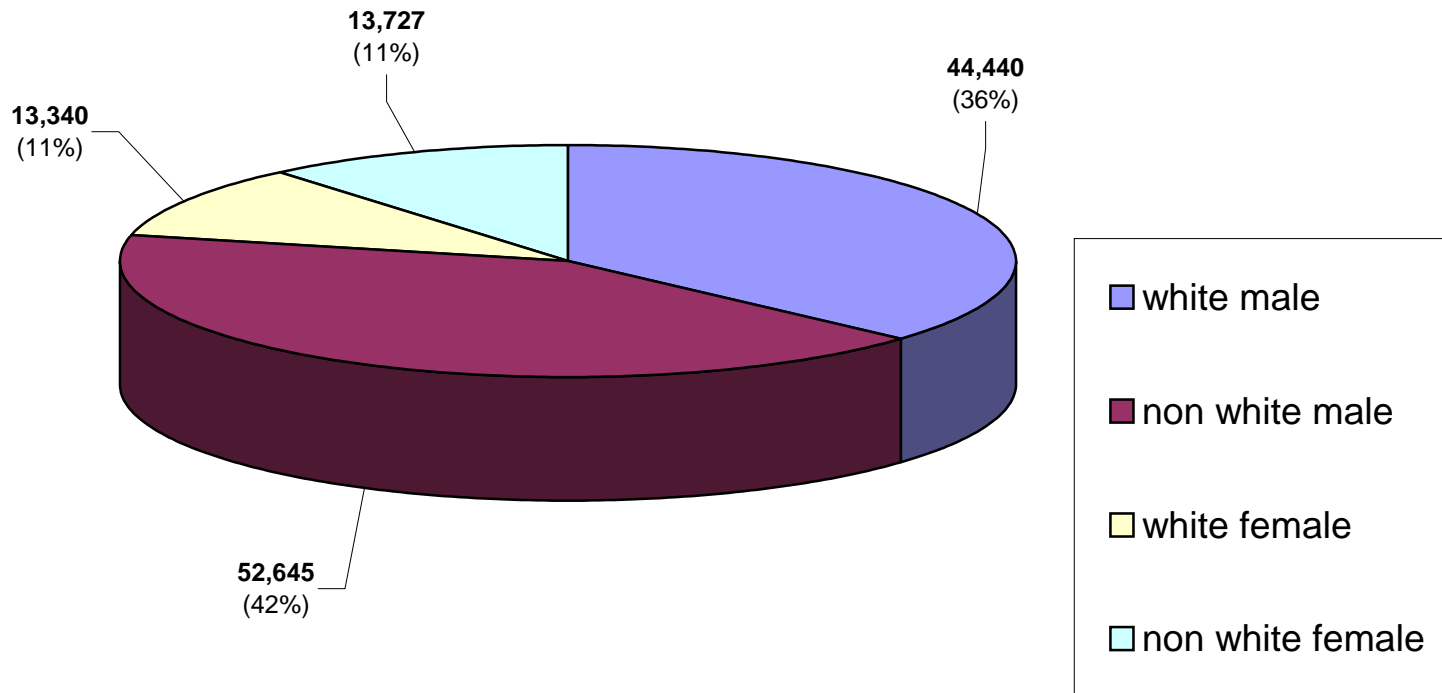
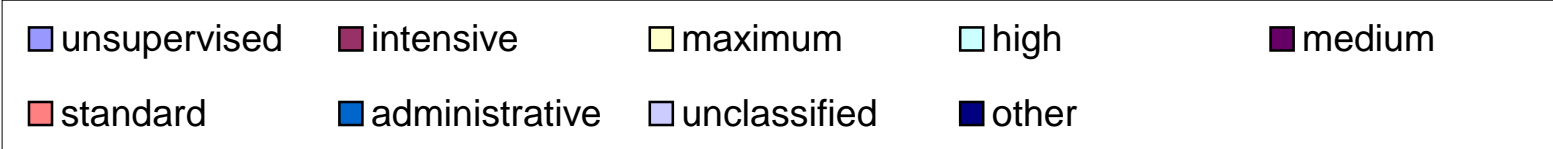
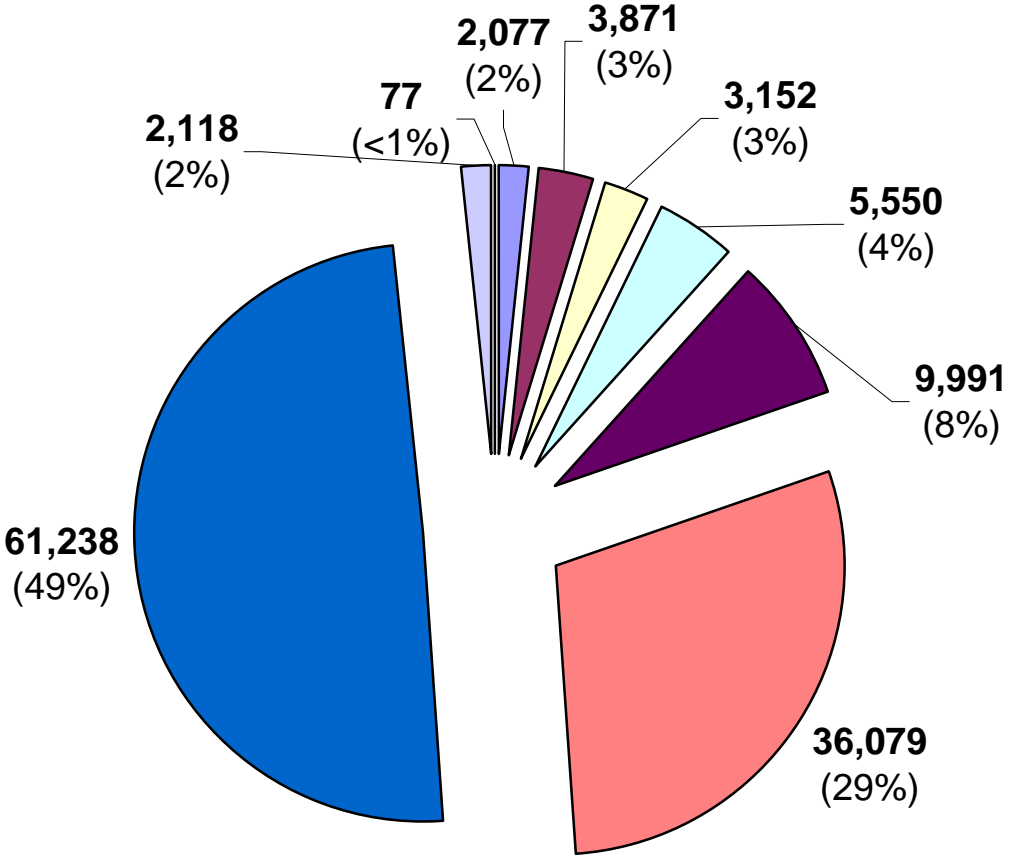


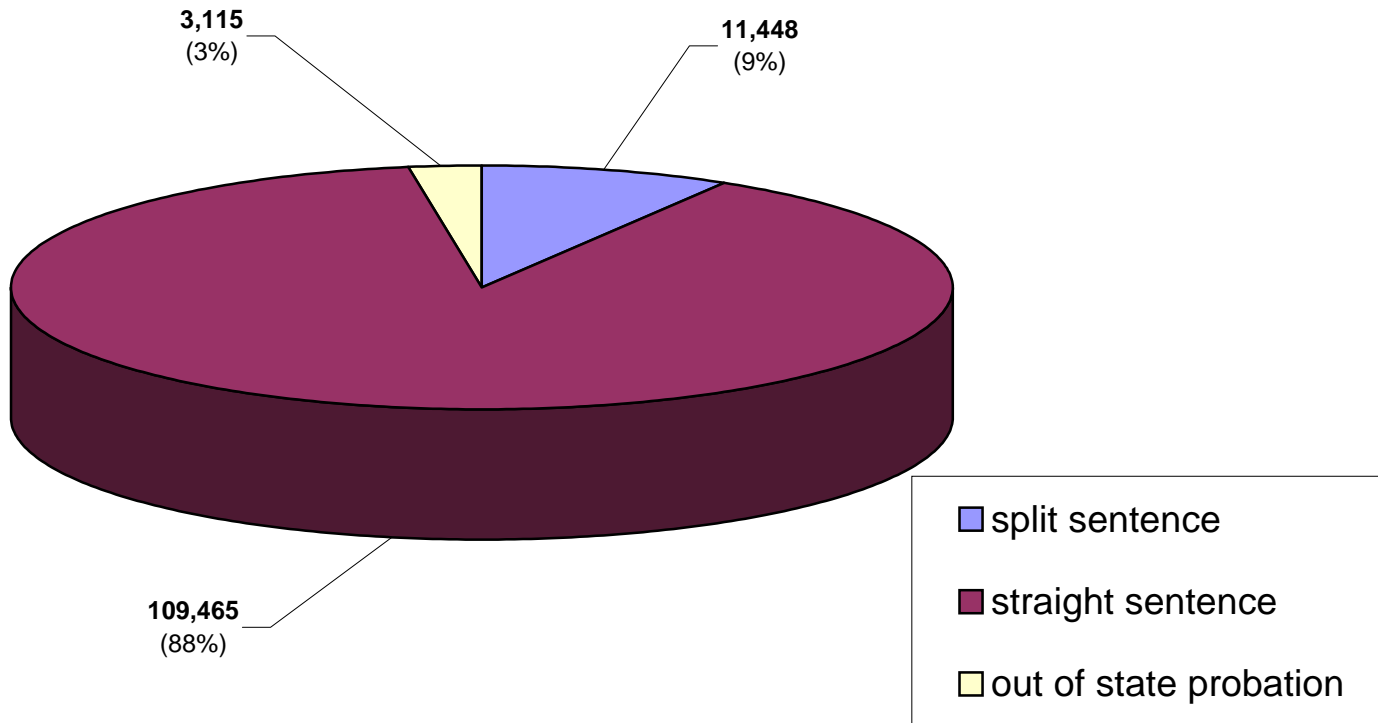
Active Probationers By Race & Gender



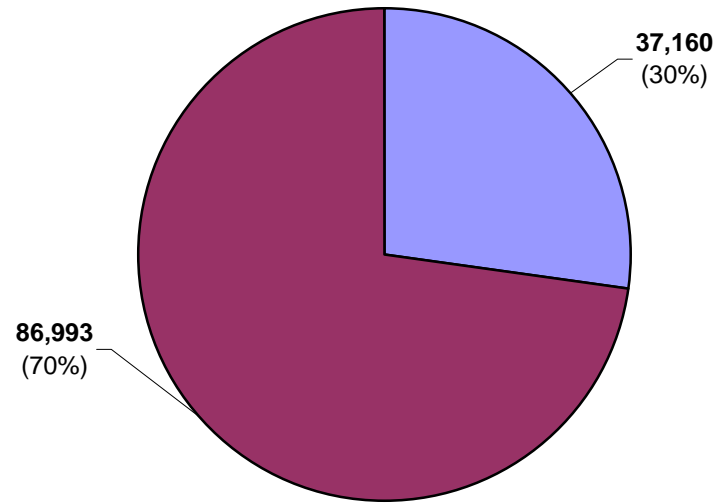
Active Probationers By Current Supervision Type



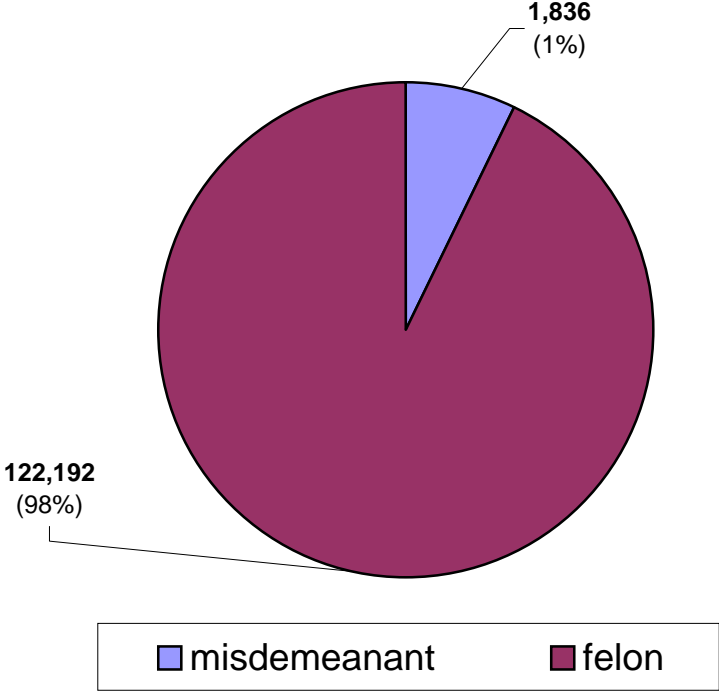
Active Probationers By Case Type



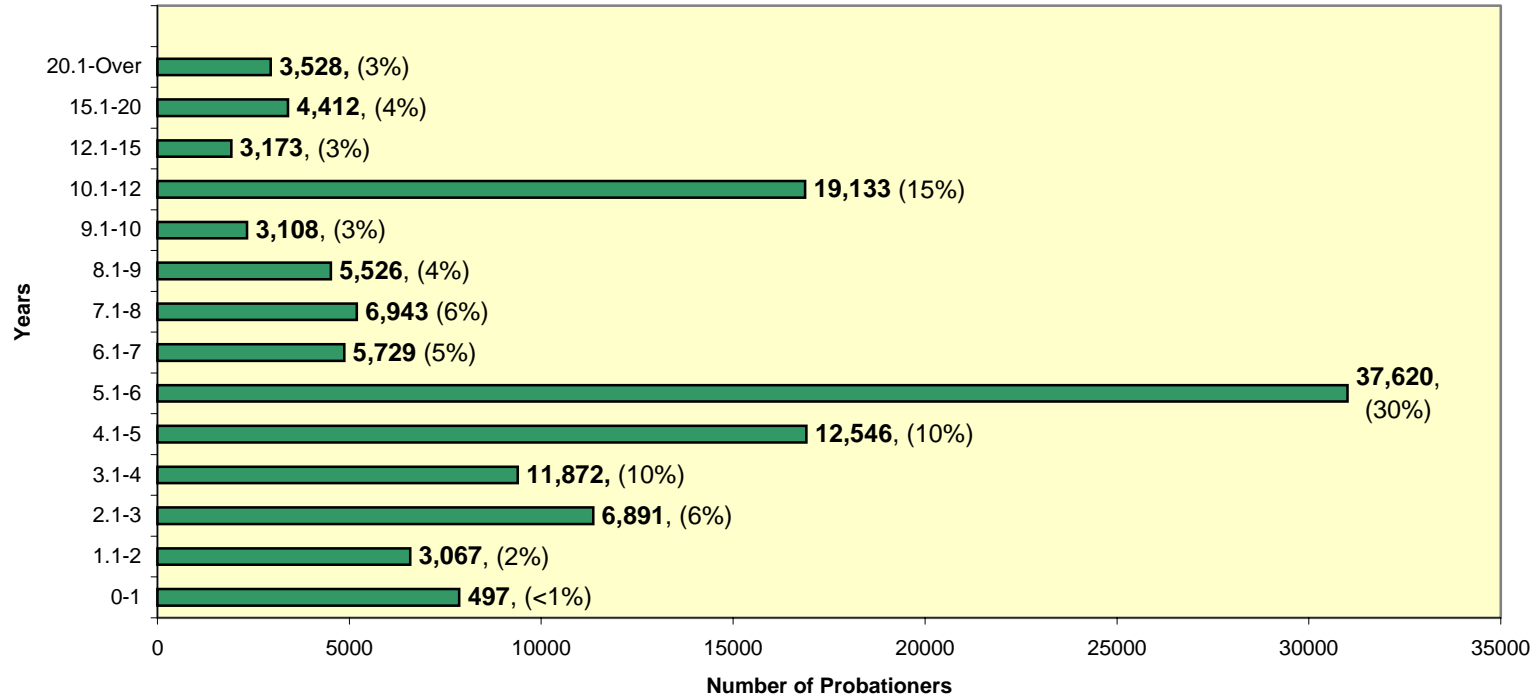
Active Probationers By First Offender Status



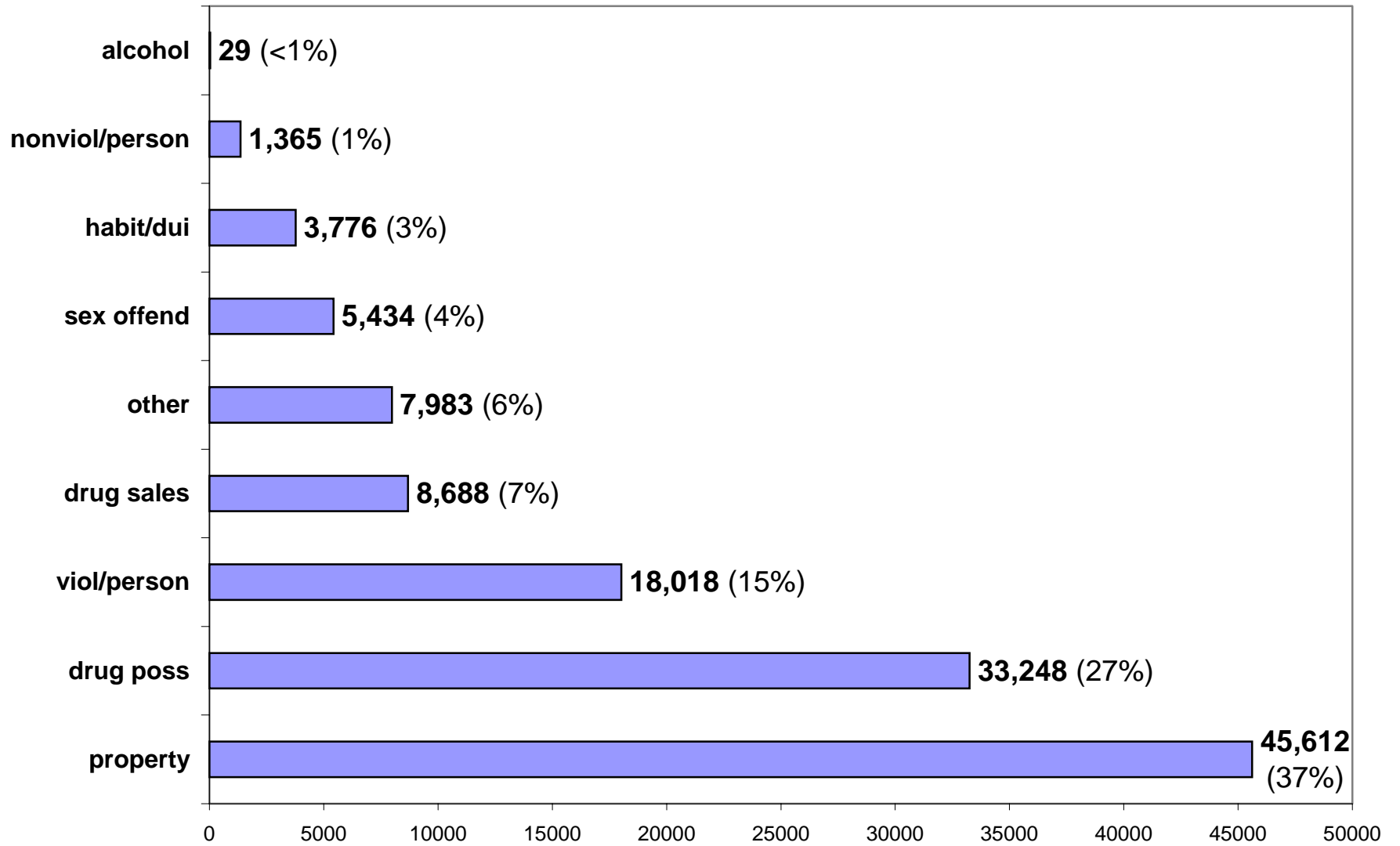
Active Probationer By Sentence Type



Active Probationers By Sentence Length



Active Probationers by Crime Type



Probationer Statistical Profile

Table of contents for Active & admin probationers, not in facilities

Title	Page
-----	-----
Race and sex	2
Current supervision type	3
County of conviction	4
Circuit of conviction	9
Circuit of supervision	11
Sentence length in years	13
Time served in years	14
Time left to serve	15
Case type	16
Release type	17
First offender status	18
Type probationer	19
Most serious crime by group	20
Most serious offense	21
Most serious crime type	32

Probationer Statistical Profile

Sample: Active & admin probationers, not in facilities
Act probationers 11/19/2002

Requestor: Nancy Phillips, Statistician

Race and sex by current age & sex

Race and sex	Men				Women				Grand Total	%
	age 00-21	age 22-39	age 40-98	age UNKWN	age 00-21	age 22-39	age 40-98	age UNKWN		
WHITE MALE	4511 44	25559 44	14370 50	0 0	44440 46	0 0	0 0	0 0	0 0	44440 36
NON WHITE MALE	5706 56	32347 56	14592 50	0 0	52645 54	0 0	0 0	0 0	0 0	52645 42
WHITE FEMALE	0 0	0 0	0 0	0 0	0 0	944 44	8034 48	4362 54	0 0	13340 49
NON WHITE FEMALE	0 0	0 0	0 0	0 0	0 0	1185 56	8834 52	3708 46	0 0	13727 11
Total reported	10217	57906	28962	0	97085	2129	16868	8070	0	27067
Percent Reported	100.0	100.0	100.0		100.0	100.0	100.0	100.0		100.0
NOT REPORTED	0	0	1	0	1	0	0	0	0	1
Total	10217	57906	28963	0	97086	2129	16868	8070	0	27067
AVERAGE W-AGE	19.89	29.64	47.74	.00	34.01	20.00	30.39	46.31	.00	34.32

*** Average age excludes missing dates of birth

Probationer Statistical Profile

Sample: Active & admin probationers, not in facilities
Act probationers 11/19/2002

Requestor: Nancy Phillips, Statistician

Current supervision type by current age & sex

Curr supv type	M e n							W o m e n							Grand Total %
	age 00-21 %	age 22-39 %	age 40-98 %	age UNKWN %	Men Total %	age 00-21 %	age 22-39 %	age 40-98 %	age UNKWN %	Women Total %					
UNSUPERVISED	59 1	1056 2	562 2	0 0	1677 2	9 0	262 2	129 2	0 0	400 1	2077 2				
WARRANT	0 0	3 0	1 0	0 0	4 0	0 0	0 0	0 0	0 0	0 0	4 0				
BC AFTERCARE	0 0	0 0	0 0	0 0	0 0	0 0	0 0	0 0	0 0	0 0	0 0				
HOME CONFINEMENT	0 0	1 0	0 0	0 0	1 0	0 0	0 0	0 0	0 0	0 0	1 0				
INTENSIVE	690 7	1790 3	641 2	0 0	3121 3	97 5	466 3	187 2	0 0	750 3	3871 3				
MAXIMUM	262 3	1655 3	880 3	0 0	2797 3	30 1	203 1	122 2	0 0	355 1	3152 3				
HIGH	564 6	2757 5	1346 5	0 0	4667 5	80 4	550 3	253 3	0 0	883 3	5550 4				
MEDIUM	1156 11	4622 8	2212 8	0 0	7990 8	181 9	1285 8	535 7	0 0	2001 7	9991 8				
STANDARD	4870 48	14840 26	7060 24	0 0	26770 28	1286 60	5781 34	2242 28	0 0	9309 34	36079 29				
ADMINISTRATIVE	2429 24	30081 52	15705 54	0 0	48215 50	431 20	8102 48	4490 56	0 0	13023 48	61238 49				
FINANCIAL	0 0	12 0	56 0	0 0	68 0	0 0	2 0	2 0	0 0	4 0	72 0				
OBSOLETE CODES	0 0	0 0	0 0	0 0	0 0	0 0	0 0	0 0	0 0	0 0	0 0				
UNCLASSIFIED	187 2	1089 2	500 2	0 0	1776 2	15 1	217 1	110 1	0 0	342 1	2118 2				
Total reported	10217	57906	28963	0	97086	2129	16868	8070	0	27067	124153				
Percent Reported	100.0	100.0	100.0		100.0	100.0	100.0	100.0		100.0	100.0				
NOT REPORTED	0	0	0	0	0	0	0	0	0	0	0				
Total	10217	57906	28963	0	97086	2129	16868	8070	0	27067	124153				

Probationer Statistical Profile

Sample: Active & admin probationers, not in facilities
Act probationers 11/19/2002

Requestor: Nancy Phillips, Statistician

County of conviction by current age & sex

County	Men					Women					Grand Total	%										
	age 00-21	age %	age 22-39	age %	age 40-98	age %	age UNKWN	age %	Men Total	age 00-21			age %	age 22-39	age %	age 40-98	age %	Women Total				
Appling	26	0	136	0	59	0	0	0	221	0	1	0	27	0	9	0	0	0	37	0	258	0
Atkinson	14	0	72	0	48	0	0	0	134	0	3	0	18	0	9	0	0	0	30	0	164	0
Bacon	13	0	57	0	31	0	0	0	101	0	1	0	10	0	7	0	0	0	18	0	119	0
Baker	1	0	38	0	17	0	0	0	56	0	0	0	3	0	1	0	0	0	4	0	60	0
Baldwin	104	1	598	1	250	1	0	0	952	1	17	1	134	1	87	1	0	0	238	1	1190	1
Banks	19	0	123	0	97	0	0	0	239	0	7	0	41	0	22	0	0	0	70	0	309	0
Barrow	42	0	274	0	198	1	0	0	514	1	15	1	107	1	51	1	0	0	173	1	687	1
Bartow	97	1	878	2	488	2	0	0	1463	2	23	1	294	2	122	2	0	0	439	2	1902	2
Ben Hill	22	0	157	0	87	0	0	0	266	0	8	0	49	0	20	0	0	0	77	0	343	0
Berrien	28	0	141	0	80	0	0	0	249	0	10	0	35	0	18	0	0	0	63	0	312	0
Bibb	257	3	1600	3	810	3	0	0	2667	3	44	2	491	3	230	3	0	0	765	3	3432	3
Bleckley	26	0	120	0	49	0	0	0	195	0	8	0	39	0	14	0	0	0	61	0	256	0
Brantley	11	0	64	0	52	0	0	0	127	0	1	0	17	0	6	0	0	0	24	0	151	0
Brooks	26	0	147	0	56	0	0	0	229	0	2	0	19	0	14	0	0	0	35	0	264	0
Bryan	23	0	82	0	36	0	0	0	141	0	2	0	14	0	11	0	0	0	27	0	168	0
Bulloch	124	1	495	1	156	1	0	0	775	1	16	1	137	1	41	1	0	0	194	1	969	1
Burke	20	0	110	0	57	0	0	0	187	0	5	0	24	0	14	0	0	0	43	0	230	0
Butts	24	0	186	0	79	0	0	0	289	0	4	0	48	0	27	0	0	0	79	0	368	0
Calhoun	8	0	76	0	37	0	0	0	121	0	1	0	22	0	9	0	0	0	32	0	153	0
Camden	44	0	215	0	81	0	0	0	340	0	9	0	50	0	29	0	0	0	88	0	428	0
Candler	13	0	65	0	39	0	0	0	117	0	3	0	34	0	13	0	0	0	50	0	167	0
Carroll	101	1	510	1	219	1	0	0	830	1	27	1	153	1	77	1	0	0	257	1	1087	1
Catoosa	50	0	328	1	138	0	0	0	516	1	18	1	111	1	60	1	0	0	189	1	705	1
Charlton	9	0	53	0	27	0	0	0	89	0	2	0	10	0	7	0	0	0	19	0	108	0
Chatham	377	4	1629	3	791	3	0	0	2797	3	89	4	620	4	305	4	0	0	1014	4	3811	3
Chattahoochee	5	0	19	0	12	0	0	0	36	0	1	0	7	0	3	0	0	0	11	0	47	0
Chattooga	29	0	227	0	120	0	0	0	376	0	11	1	73	0	33	0	0	0	117	0	493	0
Cherokee	180	2	800	1	411	1	0	0	1391	1	36	2	230	1	134	2	0	0	400	1	1791	1
Clarke	120	1	563	1	231	1	0	0	914	1	22	1	152	1	46	1	0	0	220	1	1134	1
Clay	6	0	35	0	20	0	0	0	61	0	1	0	4	0	5	0	0	0	10	0	71	0
Clayton	263	3	822	1	372	1	0	0	1457	2	105	5	404	2	128	2	0	0	637	2	2094	2
Clinch	15	0	83	0	56	0	0	0	154	0	4	0	23	0	8	0	0	0	35	0	189	0
Cobb	747	7	4457	8	2197	8	0	0	7401	8	150	7	1292	8	665	8	0	0	2107	8	9508	8
Coffee	46	0	258	0	124	0	0	0	428	0	2	0	72	0	40	0	0	0	114	0	542	0

(continued)

Probationer Statistical Profile

Sample: Active & admin probationers, not in facilities
Act probationers 11/19/2002

Requestor: Nancy Phillips, Statistician

County of conviction by current age & sex (continued)

County	Men							Women							Grand Total	%						
	age	%	age	%	age	%	UNKWN	Men Total	age	%	age	%	age	%			UNKWN	Women Total				
Colquit	100	1	439	1	222	1	0	0	761	1	13	1	94	1	43	1	0	0	150	1	911	1
Columbia	82	1	323	1	120	0	0	0	525	1	12	1	87	1	54	1	0	0	153	1	678	1
Cook	23	0	238	0	125	0	0	0	386	0	2	0	63	0	23	0	0	0	88	0	474	0
Coweta	113	1	453	1	203	1	0	0	769	1	20	1	165	1	67	1	0	0	252	1	1021	1
Crawford	9	0	51	0	26	0	0	0	86	0	2	0	9	0	9	0	0	0	20	0	106	0
Crisp	67	1	250	0	133	0	0	0	450	0	14	1	78	0	33	0	0	0	125	0	575	0
Dade	33	0	159	0	72	0	0	0	264	0	5	0	58	0	17	0	0	0	80	0	344	0
Dawson	12	0	120	0	66	0	0	0	198	0	6	0	44	0	27	0	0	0	77	0	275	0
Decatur	32	0	339	1	183	1	0	0	554	1	12	1	84	0	44	1	0	0	140	1	694	1
DeKalb	574	6	2782	5	1278	4	0	0	4634	5	134	6	814	5	321	4	0	0	1269	5	5903	5
Dodge	25	0	158	0	78	0	0	0	261	0	11	1	52	0	22	0	0	0	85	0	346	0
Dooly	20	0	121	0	50	0	0	0	191	0	2	0	32	0	13	0	0	0	47	0	238	0
Dougherty	321	3	1998	3	1057	4	0	0	3376	3	55	3	628	4	288	4	0	0	971	4	4347	4
Douglas	188	2	1415	2	836	3	0	0	2439	3	56	3	474	3	255	3	0	0	785	3	3224	3
Early	40	0	134	0	66	0	0	0	240	0	3	0	42	0	25	0	0	0	70	0	310	0
Echols	2	0	15	0	13	0	0	0	30	0	1	0	1	0	2	0	0	0	4	0	34	0
Effingham	35	0	186	0	101	0	0	0	322	0	16	1	62	0	32	0	0	0	110	0	432	0
Elbert	20	0	224	0	137	0	0	0	381	0	2	0	57	0	36	0	0	0	95	0	476	0
Emanuel	27	0	131	0	52	0	0	0	210	0	5	0	39	0	17	0	0	0	61	0	271	0
Evans	9	0	44	0	20	0	0	0	73	0	3	0	12	0	4	0	0	0	19	0	92	0
Fannin	23	0	169	0	130	0	0	0	322	0	5	0	72	0	20	0	0	0	97	0	419	0
Fayette	85	1	364	1	160	1	0	0	609	1	19	1	145	1	71	1	0	0	235	1	844	1
Floyd	122	1	876	2	523	2	0	0	1521	2	33	2	321	2	174	2	0	0	528	2	2049	2
Forsyth	61	1	354	1	200	1	0	0	615	1	6	0	130	1	54	1	0	0	190	1	805	1
Franklin	26	0	190	0	105	0	0	0	321	0	2	0	46	0	24	0	0	0	72	0	393	0
Fulton	658	6	4431	8	2179	8	0	0	7268	7	78	4	841	5	481	6	0	0	1400	5	8668	7
Gilmer	35	0	253	0	136	0	0	0	424	0	7	0	70	0	44	1	0	0	121	0	545	0
Glascokk	3	0	6	0	4	0	0	0	13	0	0	0	0	0	0	0	0	0	0	0	13	0
Glynn	109	1	594	1	277	1	0	0	980	1	22	1	161	1	74	1	0	0	257	1	1237	1
Gordon	57	1	496	1	287	1	0	0	840	1	13	1	175	1	98	1	0	0	286	1	1126	1
Grady	28	0	209	0	116	0	0	0	353	0	4	0	52	0	25	0	0	0	81	0	434	0
Greene	40	0	210	0	88	0	0	0	338	0	5	0	44	0	17	0	0	0	66	0	404	0
Gwinnett	537	5	2839	5	1228	4	0	0	4604	5	115	5	822	5	382	5	0	0	1319	5	5923	5
Habersham	33	0	141	0	92	0	0	0	266	0	9	0	41	0	22	0	0	0	72	0	338	0
Hall	118	1	687	1	425	1	0	0	1230	1	32	2	272	2	121	1	0	0	425	2	1655	1

(continued)

Probationer Statistical Profile

Sample: Active & admin probationers, not in facilities
Act probationers 11/19/2002

Requestor: Nancy Phillips, Statistician

County of conviction by current age & sex (continued)

County	Men						Women						Grand Total	%								
	age 00-21	age %	age 22-39	age %	age 40-98	age % UNKWN	Men Total	age 00-21	age %	age 22-39	age %	age 40-98			age % UNKWN	Women Total						
Hancock	17	0	73	0	32	0	0	0	122	0	2	0	8	0	7	0	0	0	17	0	139	0
Haralson	21	0	155	0	140	0	0	0	316	0	5	0	40	0	23	0	0	0	68	0	384	0
Harris	27	0	123	0	66	0	0	0	216	0	4	0	21	0	13	0	0	0	38	0	254	0
Hart	14	0	146	0	71	0	0	0	231	0	2	0	31	0	22	0	0	0	55	0	286	0
Heard	6	0	49	0	34	0	0	0	89	0	1	0	10	0	6	0	0	0	17	0	106	0
Henry	161	2	771	1	302	1	0	0	1234	1	44	2	220	1	95	1	0	0	359	1	1593	1
Houston	145	1	712	1	359	1	0	0	1216	1	38	2	248	1	98	1	0	0	384	1	1600	1
Irwin	16	0	83	0	53	0	0	0	152	0	1	0	14	0	6	0	0	0	21	0	173	0
Jackson	53	1	297	1	166	1	0	0	516	1	6	0	97	1	52	1	0	0	155	1	671	1
Jasper	18	0	66	0	41	0	0	0	125	0	2	0	12	0	10	0	0	0	24	0	149	0
Jeff Davis	9	0	105	0	57	0	0	0	171	0	1	0	26	0	11	0	0	0	38	0	209	0
Jefferson	35	0	124	0	65	0	0	0	224	0	1	0	20	0	6	0	0	0	27	0	251	0
Jenkins	15	0	100	0	39	0	0	0	154	0	4	0	18	0	7	0	0	0	29	0	183	0
Johnson	8	0	105	0	30	0	0	0	143	0	1	0	13	0	12	0	0	0	26	0	169	0
Jones	40	0	221	0	117	0	0	0	378	0	6	0	37	0	22	0	0	0	65	0	443	0
Lamar	17	0	181	0	67	0	0	0	265	0	7	0	43	0	12	0	0	0	62	0	327	0
Lanier	10	0	89	0	50	0	0	0	149	0	3	0	16	0	8	0	0	0	27	0	176	0
Laurens	59	1	398	1	211	1	0	0	668	1	4	0	71	0	32	0	0	0	107	0	775	1
Lee	38	0	227	0	110	0	0	0	375	0	9	0	30	0	16	0	0	0	55	0	430	0
Liberty	32	0	160	0	51	0	0	0	243	0	6	0	34	0	20	0	0	0	60	0	303	0
Lincoln	12	0	53	0	33	0	0	0	98	0	1	0	8	0	8	0	0	0	17	0	115	0
Long	18	0	42	0	18	0	0	0	78	0	2	0	4	0	5	0	0	0	11	0	89	0
Lowndes	220	2	1052	2	426	1	0	0	1698	2	56	3	299	2	117	1	0	0	472	2	2170	2
Lumpkin	13	0	151	0	81	0	0	0	245	0	3	0	45	0	25	0	0	0	73	0	318	0
Macon	10	0	145	0	126	0	0	0	281	0	3	0	21	0	16	0	0	0	40	0	321	0
Madison	39	0	144	0	88	0	0	0	271	0	3	0	37	0	25	0	0	0	65	0	336	0
Marion	11	0	53	0	23	0	0	0	87	0	1	0	7	0	6	0	0	0	14	0	101	0
McDuffie	25	0	180	0	82	0	0	0	287	0	2	0	39	0	21	0	0	0	62	0	349	0
McIntosh	9	0	60	0	49	0	0	0	118	0	6	0	25	0	8	0	0	0	39	0	157	0
Meriwether	33	0	156	0	93	0	0	0	282	0	3	0	36	0	22	0	0	0	61	0	343	0
Miller	11	0	68	0	24	0	0	0	103	0	2	0	14	0	6	0	0	0	22	0	125	0
Mitchell	29	0	338	1	141	0	0	0	508	1	6	0	67	0	33	0	0	0	106	0	614	0
Monroe	13	0	208	0	92	0	0	0	313	0	4	0	55	0	21	0	0	0	80	0	393	0
Montgomery	14	0	59	0	26	0	0	0	99	0	0	0	10	0	9	0	0	0	19	0	118	0
Morgan	13	0	142	0	77	0	0	0	232	0	2	0	15	0	17	0	0	0	34	0	266	0

(continued)

Probationer Statistical Profile

Sample: Active & admin probationers, not in facilities
Act probationers 11/19/2002

Requestor: Nancy Phillips, Statistician

County of conviction by current age & sex (continued)

County	Men							Women							Grand Total	%						
	age 00-21	%	age 22-39	%	age 40-98	%	UNKWN	Men Total	age 00-21	%	age 22-39	%	age 40-98	%			UNKWN	Women Total				
Murray	30	0	139	0	68	0	0	0	237	0	5	0	48	0	21	0	0	0	74	0	311	0
Muscogee	286	3	1238	2	671	2	0	0	2195	2	78	4	531	3	242	3	0	0	851	3	3046	2
Newton	78	1	794	1	447	2	0	0	1319	1	17	1	195	1	115	1	0	0	327	1	1646	1
Oconee	12	0	58	0	35	0	0	0	105	0	4	0	18	0	9	0	0	0	31	0	136	0
Oglethorpe	8	0	90	0	42	0	0	0	140	0	2	0	8	0	11	0	0	0	21	0	161	0
Paulding	55	1	304	1	173	1	0	0	532	1	8	0	58	0	47	1	0	0	113	0	645	1
Peach	34	0	175	0	66	0	0	0	275	0	0	0	35	0	15	0	0	0	50	0	325	0
Pickens	28	0	144	0	95	0	0	0	267	0	2	0	61	0	29	0	0	0	92	0	359	0
Pierce	14	0	55	0	26	0	0	0	95	0	0	0	20	0	7	0	0	0	27	0	122	0
Pike	7	0	46	0	25	0	0	0	78	0	0	0	5	0	4	0	0	0	9	0	87	0
Polk	32	0	342	1	216	1	0	0	590	1	5	0	71	0	45	1	0	0	121	0	711	1
Pulaski	22	0	68	0	40	0	0	0	130	0	1	0	23	0	10	0	0	0	34	0	164	0
Putnam	27	0	223	0	115	0	0	0	365	0	9	0	36	0	25	0	0	0	70	0	435	0
Quitman	7	0	24	0	11	0	0	0	42	0	2	0	3	0	5	0	0	0	10	0	52	0
Rabun	32	0	74	0	54	0	0	0	160	0	4	0	16	0	19	0	0	0	39	0	199	0
Randolph	18	0	95	0	41	0	0	0	154	0	1	0	31	0	19	0	0	0	51	0	205	0
Richmond	277	3	1330	2	634	2	0	0	2241	2	76	4	520	3	223	3	0	0	819	3	3060	2
Rockdale	70	1	311	1	151	1	0	0	532	1	22	1	113	1	52	1	0	0	187	1	719	1
Schley	6	0	51	0	32	0	0	0	89	0	1	0	11	0	5	0	0	0	17	0	106	0
Screven	23	0	132	0	81	0	0	0	236	0	5	0	31	0	29	0	0	0	65	0	301	0
Seminole	18	0	115	0	53	0	0	0	186	0	1	0	29	0	10	0	0	0	40	0	226	0
Spalding	81	1	456	1	232	1	0	0	769	1	20	1	178	1	82	1	0	0	280	1	1049	1
Stephens	28	0	140	0	74	0	0	0	242	0	8	0	53	0	24	0	0	0	85	0	327	0
Stewart	4	0	79	0	44	0	0	0	127	0	0	0	10	0	12	0	0	0	22	0	149	0
Sumter	65	1	550	1	364	1	0	0	979	1	9	0	160	1	87	1	0	0	256	1	1235	1
Talbot	7	0	46	0	18	0	0	0	71	0	0	0	3	0	5	0	0	0	8	0	79	0
Taliaferro	3	0	9	0	7	0	0	0	19	0	1	0	1	0	1	0	0	0	3	0	22	0
Tattnall	11	0	79	0	51	0	0	0	141	0	2	0	12	0	8	0	0	0	22	0	163	0
Taylor	9	0	70	0	38	0	0	0	117	0	2	0	6	0	3	0	0	0	11	0	128	0
Telfair	26	0	134	0	51	0	0	0	211	0	4	0	44	0	17	0	0	0	65	0	276	0
Terrell	17	0	140	0	46	0	0	0	203	0	7	0	34	0	18	0	0	0	59	0	262	0
Thomas	118	1	675	1	304	1	0	0	1097	1	21	1	160	1	65	1	0	0	246	1	1343	1
Tift	31	0	348	1	182	1	0	0	561	1	6	0	84	0	41	1	0	0	131	0	692	1
Toombs	44	0	162	0	92	0	0	0	298	0	8	0	62	0	24	0	0	0	94	0	392	0
Towns	6	0	42	0	21	0	0	0	69	0	1	0	16	0	5	0	0	0	22	0	91	0

(continued)

Probationer Statistical Profile

Sample: Active & admin probationers, not in facilities
Act probationers 11/19/2002

Requestor: Nancy Phillips, Statistician

County of conviction by current age & sex (continued)

County	Men					Women					Grand Total %
	age 00-21 %	age 22-39 %	age 40-98 %	age UNKWN %	Men Total %	age 00-21 %	age 22-39 %	age 40-98 %	age UNKWN %	Women Total %	
Treutlen	15 0	78 0	47 0	0 0	140 0	2 0	19 0	15 0	0 0	36 0	176 0
Troup	111 1	470 1	227 1	0 0	808 1	29 1	194 1	67 1	0 0	290 1	1098 1
Turner	17 0	93 0	44 0	0 0	154 0	3 0	14 0	10 0	0 0	27 0	181 0
Twiggs	7 0	69 0	35 0	0 0	111 0	4 0	15 0	10 0	0 0	29 0	140 0
Union	16 0	68 0	47 0	0 0	131 0	8 0	21 0	19 0	0 0	48 0	179 0
Upson	47 0	151 0	57 0	0 0	255 0	8 0	42 0	20 0	0 0	70 0	325 0
Walker	66 1	374 1	202 1	0 0	642 1	13 1	111 1	55 1	0 0	179 1	821 1
Walton	96 1	660 1	381 1	0 0	1137 1	12 1	155 1	71 1	0 0	238 1	1375 1
Ware	38 0	254 0	127 0	0 0	419 0	7 0	79 0	34 0	0 0	120 0	539 0
Warren	7 0	41 0	25 0	0 0	73 0	0 0	3 0	1 0	0 0	4 0	77 0
Washington	26 0	116 0	62 0	0 0	204 0	1 0	30 0	22 0	0 0	53 0	257 0
Wayne	35 0	249 0	116 0	0 0	400 0	10 0	58 0	30 0	0 0	98 0	498 0
Webster	9 0	33 0	28 0	0 0	70 0	2 0	6 0	1 0	0 0	9 0	79 0
Wheeler	5 0	30 0	29 0	0 0	64 0	1 0	7 0	8 0	0 0	16 0	80 0
White	19 0	111 0	82 0	0 0	212 0	2 0	35 0	16 0	0 0	53 0	265 0
Whitfield	125 1	643 1	288 1	0 0	1056 1	29 1	247 1	112 1	0 0	388 1	1444 1
Wilcox	15 0	43 0	22 0	0 0	80 0	0 0	7 0	3 0	0 0	10 0	90 0
Wilkes	15 0	74 0	46 0	0 0	135 0	1 0	11 0	9 0	0 0	21 0	156 0
Wilkinson	10 0	76 0	43 0	0 0	129 0	1 0	25 0	9 0	0 0	35 0	164 0
Worth	25 0	166 0	91 0	0 0	282 0	3 0	24 0	21 0	0 0	48 0	330 0
Out of state	210 2	1510 3	607 2	0 0	2327 2	48 2	537 3	180 2	0 0	765 3	3092 2
Total reported	10216	57900	28959	0	97075	2129	16868	8068	0	27065	124140
Percent Reported	100.0	100.0	100.0		100.0	100.0	100.0	100.0		100.0	100.0
Not reported	1	6	4	0	11	0	0	2	0	2	13
Total	10217	57906	28963	0	97086	2129	16868	8070	0	27067	124153

Probationer Statistical Profile

Sample: Active & admin probationers, not in facilities
Act probationers 11/19/2002

Requestor: Nancy Phillips, Statistician

Circuit of conviction by current age & sex

Circuit of conv	Men								Women								Grand Total %					
	age 00-21 %	age 22-39 %	age 40-98 %	age UNKWN %	Men Total %	age 00-21 %	age 22-39 %	age 40-98 %	age UNKWN %	Women Total %												
Alapaha	90	1	623	1	359	1	0	0	1072	1	22	1	155	1	66	1	0	0	243	1	1315	1
Alcovy	174	2	1454	3	828	3	0	0	2456	3	29	1	350	2	186	2	0	0	565	2	3021	2
Atlanta	658	7	4431	8	2179	8	0	0	7268	8	78	4	841	5	481	6	0	0	1400	5	8668	7
Atlantic	102	1	467	1	225	1	0	0	794	1	21	1	101	1	56	1	0	0	178	1	972	1
Augusta	379	4	1763	3	811	3	0	0	2953	3	93	4	631	4	291	4	0	0	1015	4	3968	3
Blue Ridge	180	2	800	1	411	1	0	0	1391	1	36	2	230	1	134	2	0	0	400	2	1791	1
Brunswick	223	2	1299	2	590	2	0	0	2112	2	43	2	322	2	153	2	0	0	518	2	2630	2
Chattahoochee	345	3	1548	3	828	3	0	0	2721	3	86	4	575	4	272	3	0	0	933	4	3654	3
Cherokee	154	2	1374	2	775	3	0	0	2303	2	36	2	469	3	220	3	0	0	725	3	3028	3
Clayton	262	3	818	1	371	1	0	0	1451	2	105	5	403	2	128	2	0	0	636	2	2087	2
Cobb	747	7	4454	8	2192	8	0	0	7393	8	150	7	1289	8	664	8	0	0	2103	8	9496	8
Conasauga	155	2	782	1	356	1	0	0	1293	1	34	2	295	2	133	2	0	0	462	2	1755	1
Cordele	124	1	571	1	292	1	0	0	987	1	24	1	166	1	69	1	0	0	259	1	1246	1
Coweta	364	4	1638	3	776	3	0	0	2778	3	80	4	558	3	239	3	0	0	877	3	3655	3
Dougherty	321	3	1998	4	1057	4	0	0	3376	4	55	3	628	4	288	4	0	0	971	4	4347	4
Dublin	89	1	650	1	323	1	0	0	1062	1	11	1	118	1	69	1	0	0	198	1	1260	1
Eastern	377	4	1628	3	791	3	0	0	2796	3	89	4	620	4	305	4	0	0	1014	4	3810	3
Flint	161	2	771	1	302	1	0	0	1234	1	44	2	220	1	95	1	0	0	359	1	1593	1
Griffin	220	2	1017	2	474	2	0	0	1711	2	47	2	370	2	177	2	0	0	594	2	2305	2
Gwinnett	537	5	2839	5	1228	4	0	0	4604	5	115	6	822	5	381	5	0	0	1318	5	5922	5
Houston	145	1	712	1	359	1	0	0	1216	1	38	2	248	2	98	1	0	0	384	1	1600	1
Lookout Mountain	178	2	1088	2	532	2	0	0	1798	2	47	2	353	2	165	2	0	0	565	2	2363	2
Macon	300	3	1826	3	902	3	0	0	3028	3	46	2	535	3	254	3	0	0	835	3	3863	3
Middle	145	1	598	1	310	1	0	0	1053	1	18	1	185	1	82	1	0	0	285	1	1338	1
Mountain	93	1	355	1	220	1	0	0	668	1	21	1	110	1	65	1	0	0	196	1	864	1
Northeastern	130	1	807	1	491	2	0	0	1428	2	38	2	316	2	148	2	0	0	502	2	1930	2
Northern	107	1	794	1	443	2	0	0	1344	1	11	1	179	1	118	1	0	0	308	1	1652	1
Ocmulgee	269	3	1609	3	763	3	0	0	2641	3	44	2	311	2	194	2	0	0	549	2	3190	3
Oconee	118	1	569	1	273	1	0	0	960	1	25	1	175	1	80	1	0	0	280	1	1240	1
Ogeechee	197	2	913	2	377	1	0	0	1487	2	41	2	248	2	109	1	0	0	398	2	1885	2
Pataula	117	1	611	1	261	1	0	0	989	1	17	1	157	1	88	1	0	0	262	1	1251	1
Piedmont	114	1	694	1	461	2	0	0	1269	1	28	1	245	2	125	2	0	0	398	2	1667	1
Rome	122	1	876	2	523	2	0	0	1521	2	33	2	321	2	174	2	0	0	528	2	2049	2
South Georgia	98	1	1000	2	494	2	0	0	1592	2	23	1	228	1	112	1	0	0	363	1	1955	2

(continued)

Probationer Statistical Profile

Sample: Active & admin probationers, not in facilities
Act probationers 11/19/2002

Requestor: Nancy Phillips, Statistician

Circuit of conviction by current age & sex (continued)

Circuit of conv	Men								Women								Grand Total	%				
	age 00-21	%	age 22-39	%	age 40-98	%	age UNKWN	%	Men Total	%	age 00-21	%	age 22-39	%	age 40-98	%			age UNKWN	%	Women Total	%
Southern	466	5	2328	4	1021	4	0	0	3815	4	93	4	573	4	241	3	0	0	907	3	4722	4
Southwestern	132	1	1085	2	704	2	0	0	1921	2	24	1	238	1	137	2	0	0	399	2	2320	2
Stone Mountain	574	6	2782	5	1278	5	0	0	4634	5	134	6	814	5	321	4	0	0	1269	5	5903	5
Tallapoosa	53	1	497	1	356	1	0	0	906	1	10	0	111	1	68	1	0	0	189	1	1095	1
Tifton	89	1	690	1	370	1	0	0	1149	1	13	1	136	1	78	1	0	0	227	1	1376	1
Toombs	65	1	363	1	197	1	0	0	625	1	5	0	62	0	40	1	0	0	107	0	732	1
Waycross	131	1	741	1	387	1	0	0	1259	1	13	1	208	1	101	1	0	0	322	1	1581	1
Western	132	1	621	1	266	1	0	0	1019	1	26	1	170	1	55	1	0	0	251	1	1270	1
Rockdale	70	1	311	1	151	1	0	0	532	1	22	1	113	1	52	1	0	0	187	1	719	1
Douglas	188	2	1415	3	836	3	0	0	2439	3	56	3	474	3	255	3	0	0	785	3	3224	3
Appalachian	86	1	566	1	361	1	0	0	1013	1	14	1	203	1	93	1	0	0	310	1	1323	1
Enotah	54	1	372	1	231	1	0	0	657	1	14	1	117	1	65	1	0	0	196	1	853	1
Forsyth-Bell	61	1	354	1	200	1	0	0	615	1	6	0	130	1	54	1	0	0	190	1	805	1
Towaliga	54	1	575	1	238	1	0	0	867	1	15	1	146	1	60	1	0	0	221	1	1088	1
Paulding	55	1	304	1	173	1	0	0	532	1	8	0	58	0	47	1	0	0	113	0	645	1
OUT OF STATE	210	2	1511	3	607	2	0	0	2328	2	48	2	537	3	180	2	0	0	765	3	3093	3
Total reported	10215		57892		28953		0		97060		2129		16864		8066		0		27059		124119	
Percent Reported	100.0		100.0		100.0				100.0		100.0		100.0		100.0				100.0		100.0	
NOT REPORTED	90		618		340		0		1048		22		143		69		0		234		1282	
Total	10217		57906		28963		0		97086		2129		16868		8070		0		27067		124153	

Probationer Statistical Profile

Sample: Active & admin probationers, not in facilities
Act probationers 11/19/2002

Requestor: Nancy Phillips, Statistician

Circuit of supervision by current age & sex

Circuit of supv	Men								Women								Grand Total %					
	age 00-21 %	age 22-39 %	age 40-98 %	age UNKWN %	Men Total %	age 00-21 %	age 22-39 %	age 40-98 %	age UNKWN %	Women Total %												
Alapaha	90	1	618	1	340	1	0	0	1048	1	22	1	143	1	69	1	0	0	234	1	1282	1
Alcovy	151	1	1317	2	759	3	0	0	2227	2	33	2	323	2	179	2	0	0	535	2	2762	2
Atlanta	800	8	5511	10	2688	9	0	0	8999	9	131	6	1250	7	622	8	0	0	2003	7	11002	9
Atlantic	109	1	515	1	237	1	0	0	861	1	28	1	119	1	59	1	0	0	206	1	1067	1
Augusta	383	4	1886	3	861	3	0	0	3130	3	94	4	629	4	291	4	0	0	1014	4	4144	3
Blue Ridge	174	2	753	1	394	1	0	0	1321	1	30	1	238	1	130	2	0	0	398	1	1719	1
Brunswick	236	2	1333	2	623	2	0	0	2192	2	46	2	358	2	160	2	0	0	564	2	2756	2
Chattahoochee	345	3	1590	3	863	3	0	0	2798	3	83	4	579	3	276	3	0	0	938	3	3736	3
Cherokee	169	2	1396	2	749	3	0	0	2314	2	34	2	448	3	213	3	0	0	695	3	3009	2
Clayton	256	3	955	2	409	1	0	0	1620	2	88	4	410	2	138	2	0	0	636	2	2256	2
Cobb	703	7	4122	7	2008	7	0	0	6833	7	123	6	1132	7	585	7	0	0	1840	7	8673	7
Conasauga	169	2	870	2	393	1	0	0	1432	1	38	2	328	2	140	2	0	0	506	2	1938	2
Cordele	117	1	521	1	295	1	0	0	933	1	21	1	156	1	65	1	0	0	242	1	1175	1
Coweta	372	4	1691	3	810	3	0	0	2873	3	87	4	616	4	250	3	0	0	953	4	3826	3
Dougherty	313	3	1924	3	1014	4	0	0	3251	3	64	3	608	4	265	3	0	0	937	3	4188	3
Dublin	91	1	616	1	335	1	0	0	1042	1	10	0	133	1	72	1	0	0	215	1	1257	1
Eastern	385	4	1715	3	803	3	0	0	2903	3	82	4	623	4	315	4	0	0	1020	4	3923	3
Flint	163	2	754	1	324	1	0	0	1241	1	41	2	223	1	89	1	0	0	353	1	1594	1
Griffin	205	2	985	2	476	2	0	0	1666	2	52	2	369	2	159	2	0	0	580	2	2246	2
Gwinnett	551	5	2833	5	1196	4	0	0	4580	5	129	6	837	5	387	5	0	0	1353	5	5933	5
Houston	134	1	644	1	333	1	0	0	1111	1	34	2	226	1	84	1	0	0	344	1	1455	1
Lookout Mountain	169	2	1101	2	569	2	0	0	1839	2	42	2	359	2	163	2	0	0	564	2	2403	2
Macon	324	3	1920	3	948	3	0	0	3192	3	49	2	578	3	275	3	0	0	902	3	4094	3
Middle	145	1	638	1	348	1	0	0	1131	1	18	1	186	1	85	1	0	0	289	1	1420	1
Mountain	93	1	400	1	229	1	0	0	722	1	20	1	136	1	68	1	0	0	224	1	946	1
Northeastern	143	1	922	2	521	2	0	0	1586	2	44	2	344	2	173	2	0	0	561	2	2147	2
Northern	120	1	758	1	451	2	0	0	1329	1	10	0	194	1	121	2	0	0	325	1	1654	1
Ocmulgee	257	3	1497	3	713	2	0	0	2467	3	41	2	307	2	186	2	0	0	534	2	3001	2
Oconee	111	1	559	1	265	1	0	0	935	1	24	1	173	1	84	1	0	0	281	1	1216	1
Ogeechee	178	2	849	1	370	1	0	0	1397	1	39	2	247	1	110	1	0	0	396	1	1793	1
Pataula	117	1	641	1	270	1	0	0	1028	1	16	1	177	1	90	1	0	0	283	1	1311	1
Piedmont	111	1	704	1	479	2	0	0	1294	1	27	1	229	1	110	1	0	0	366	1	1660	1
Rome	117	1	878	2	519	2	0	0	1514	2	35	2	326	2	179	2	0	0	540	2	2054	2
South Georgia	108	1	1011	2	485	2	0	0	1604	2	27	1	231	1	114	1	0	0	372	1	1976	2

(continued)

Probationer Statistical Profile

Sample: Active & admin probationers, not in facilities
Act probationers 11/19/2002

Requestor: Nancy Phillips, Statistician

Circuit of supervision by current age & sex (continued)

Circuit of supv	M e n								W o m e n								Grand					
	age	age	age	age	Men	Men	age	age	age	age	age	age	Women	Women	Total	%						
	00-21	%	22-39	%	40-98	%	UNKWN	%	00-21	%	22-39	%	40-98	%	UNKWN	%	Total	%				
Southern	460	5	2328	4	1064	4	0	0	3852	4	97	5	573	3	237	3	0	0	907	3	4759	4
Southwestern	129	1	1014	2	655	2	0	0	1798	2	22	1	239	1	152	2	0	0	413	2	2211	2
Stone Mountain	607	6	3219	6	1424	5	0	0	5250	5	145	7	903	5	398	5	0	0	1446	5	6696	5
Tallapoosa	61	1	488	1	362	1	0	0	911	1	16	1	130	1	78	1	0	0	224	1	1135	1
Tifton	102	1	748	1	378	1	0	0	1228	1	12	1	155	1	93	1	0	0	260	1	1488	1
Toombs	64	1	355	1	184	1	0	0	603	1	5	0	62	0	44	1	0	0	111	0	714	1
Waycross	135	1	766	1	406	1	0	0	1307	1	15	1	221	1	99	1	0	0	335	1	1642	1
Western	134	1	705	1	291	1	0	0	1130	1	27	1	158	1	71	1	0	0	256	1	1386	1
Rockdale	81	1	397	1	179	1	0	0	657	1	21	1	137	1	52	1	0	0	210	1	867	1
Douglas	161	2	1164	2	658	2	0	0	1983	2	40	2	361	2	193	2	0	0	594	2	2577	2
Appalachian	79	1	571	1	367	1	0	0	1017	1	16	1	194	1	98	1	0	0	308	1	1325	1
Enotah	54	1	368	1	244	1	0	0	666	1	13	1	121	1	72	1	0	0	206	1	872	1
Forsyth-Bell	54	1	309	1	174	1	0	0	537	1	6	0	110	1	45	1	0	0	161	1	698	1
Towaliga	55	1	537	1	239	1	0	0	831	1	14	1	146	1	64	1	0	0	224	1	1055	1
Paulding	76	1	389	1	221	1	0	0	686	1	10	0	100	1	56	1	0	0	166	1	852	1
Total reported	10161		57785		28923		0		96869		2121		16845		8058		0		27024		123893	

Probationer Statistical Profile

Sample: Active & admin probationers, not in facilities
Act probationers 11/19/2002

Requestor: Nancy Phillips, Statistician

Sentence length in years by current age & sex

Sentence (in years)	Men							Women							Grand Total %
	age 00-21 %	age 22-39 %	age 40-98 %	age UNKWN %	Men Total %	age 00-21 %	age 22-39 %	age 40-98 %	age UNKWN %	Women Total %					
0-1	55 1	212 0	122 0	0 0	389 0	11 1	68 0	29 0	0 0	108 0	497 0				
1.1-2	292 3	1467 3	607 2	0 0	2366 2	81 4	424 3	196 2	0 0	701 3	3067 2				
2.1-3	882 9	2941 5	1343 5	0 0	5166 5	284 13	1050 6	391 5	0 0	1725 6	6891 6				
3.1-4	1405 14	4984 9	2245 8	0 0	8634 9	431 20	2049 12	758 9	0 0	3238 12	11872 10				
4.1-5	1216 12	5949 10	2683 9	0 0	9848 10	232 11	1715 10	751 9	0 0	2698 10	12546 10				
5.1-6	3655 36	17427 30	7959 28	0 0	29041 30	728 34	5470 32	2381 30	0 0	8579 32	37620 30				
6.1-7	347 3	2841 5	1327 5	0 0	4515 5	76 4	775 5	363 4	0 0	1214 4	5729 5				
7.1-8	466 5	3549 6	1616 6	0 0	5631 6	58 3	863 5	391 5	0 0	1312 5	6943 6				
8.1-9	302 3	2693 5	1409 5	0 0	4404 5	46 2	698 4	378 5	0 0	1122 4	5526 4				
9.1-10	161 2	1497 3	859 3	0 0	2517 3	21 1	374 2	196 2	0 0	591 2	3108 3				
10.1-12	1165 11	9094 16	4776 17	0 0	15035 16	138 6	2502 15	1458 18	0 0	4098 15	19133 15				
12.1-15	69 1	1528 3	1054 4	0 0	2651 3	8 0	286 2	228 3	0 0	522 2	3173 3				
15.1-20	135 1	2094 4	1502 5	0 0	3731 4	8 0	363 2	310 4	0 0	681 3	4412 4				
20.1-OVER	67 1	1611 3	1375 5	0 0	3053 3	7 0	231 1	237 3	0 0	475 2	3528 3				
INDEFINITE	0 0	0 0	0 0	0 0	0 0	0 0	0 0	0 0	0 0	0 0	0 0				
Total reported	10217	57887	28877	0	96981	2129	16868	8067	0	27064	124045				
Percent Reported	100.0	100.0	99.7		99.9	100.0	100.0	100.0		100.0	99.9				
NOT REPORTED	0	19	86	0	105	0	0	3	0	3	108				
Total	10217	57906	28963	0	97086	2129	16868	8070	0	27067	124153				
AVERAGE EXCLUDING INDEFINITE	5.46	6.90	7.63	.00	6.97	4.64	6.18	7.07	.00	6.32	6.83				

Probationer Statistical Profile

Sample: Active & admin probationers, not in facilities
Act probationers 11/19/2002

Requestor: Nancy Phillips, Statistician

Time served in years by current age & sex

Time served (in yrs)	M e n					W o m e n					Grand Total %
	age 00-21 %	age 22-39 %	age 40-98 %	age UNKWN %	Men Total %	age 00-21 %	age 22-39 %	age 40-98 %	age UNKWN %	Women Total %	
0-1	5163 51	16292 28	7101 25	0 0	28556 29	1057 50	5106 30	2011 25	0 0	8174 30	36730 30
1.1-2	2987 29	13178 23	5926 20	0 0	22091 23	696 33	4076 24	1755 22	0 0	6527 24	28618 23
2.1-3	1512 15	9779 17	4680 16	0 0	15971 16	293 14	2938 17	1359 17	0 0	4590 17	20561 17
3.1-4	465 5	7162 12	3608 12	0 0	11235 12	75 4	1949 12	992 12	0 0	3016 11	14251 11
4.1-5	76 1	4921 8	2306 8	0 0	7303 8	8 0	1334 8	694 9	0 0	2036 8	9339 8
5.1-6	3 0	2213 4	1079 4	0 0	3295 3	0 0	509 3	334 4	0 0	843 3	4138 3
6.1-7	6 0	1379 2	889 3	0 0	2274 2	0 0	349 2	201 2	0 0	550 2	2824 2
7.1-8	2 0	946 2	640 2	0 0	1588 2	0 0	215 1	174 2	0 0	389 1	1977 2
8.1-9	1 0	642 1	529 2	0 0	1172 1	0 0	135 1	135 2	0 0	270 1	1442 1
9.1-10	1 0	451 1	452 2	0 0	904 1	0 0	111 1	134 2	0 0	245 1	1149 1
10.1-12	0 0	491 1	606 2	0 0	1097 1	0 0	70 0	99 1	0 0	169 1	1266 1
12.1-15	0 0	288 0	564 2	0 0	852 1	0 0	45 0	91 1	0 0	136 1	988 1
15.1-20	0 0	104 0	408 1	0 0	512 1	0 0	18 0	56 1	0 0	74 0	586 0
20.1-OVER	1 0	60 0	174 1	0 0	235 0	0 0	12 0	35 0	0 0	47 0	282 0
Total reported	10217	57906	28962	0	97085	2129	16867	8070	0	27066	124151
Percent Reported	100.0	100.0	100.0		100.0	100.0	100.0	100.0		100.0	100.0
NOT REPORTED	0	0	1	0	1	0	1	0	0	1	2
Total	10217	57906	28963	0	97086	2129	16868	8070	0	27067	124153
AVERAGE TIME SERVED	1.21	2.64	3.52	.00	2.75	1.17	2.37	3.25	.00	2.54	2.70

Probationer Statistical Profile

Sample: Active & admin probationers, not in facilities
Act probationers 11/19/2002

Requestor: Nancy Phillips, Statistician

Time left to serve by current age & sex

Time left (in years)	Men					Women					Grand Total %
	age 00-21 %	age 22-39 %	age 40-98 %	age UNKWN %	Men Total %	age 00-21 %	age 22-39 %	age 40-98 %	age UNKWN %	Women Total %	
0-1	895 9	9562 17	4853 17	0 0	15310 16	275 13	2966 18	1433 18	0 0	4674 17	19984 16
1.1-2	1356 13	9418 16	4862 17	0 0	15636 16	409 19	2948 17	1386 17	0 0	4743 18	20379 16
2.1-3	1845 18	9132 16	4514 16	0 0	15491 16	419 20	2928 17	1284 16	0 0	4631 17	20122 16
3.1-4	1794 18	8073 14	3781 13	0 0	13648 14	364 17	2369 14	1111 14	0 0	3844 14	17492 14
4.1-5	1972 19	7192 12	3265 11	0 0	12429 13	354 17	2133 13	928 12	0 0	3415 13	15844 13
5.1-6	348 3	3071 5	1499 5	0 0	4918 5	58 3	767 5	410 5	0 0	1235 5	6153 5
6.1-7	415 4	2776 5	1404 5	0 0	4595 5	60 3	675 4	339 4	0 0	1074 4	5669 5
7.1-8	426 4	2269 4	1181 4	0 0	3876 4	44 2	608 4	320 4	0 0	972 4	4848 4
8.1-9	438 4	1925 3	1041 4	0 0	3404 4	52 2	527 3	280 3	0 0	859 3	4263 3
9.1-10	459 4	1729 3	776 3	0 0	2964 3	73 3	502 3	244 3	0 0	819 3	3783 3
10.1-12	60 1	781 1	501 2	0 0	1342 1	2 0	113 1	87 1	0 0	202 1	1544 1
12.1-15	131 1	1030 2	560 2	0 0	1721 2	12 1	181 1	101 1	0 0	294 1	2015 2
15.1-20	71 1	597 1	412 1	0 0	1080 1	7 0	106 1	89 1	0 0	202 1	1282 1
20.1-OVER	7 0	311 1	214 1	0 0	532 1	0 0	42 0	49 1	0 0	91 0	623 1
INDEFINITE	0 0	0 0	0 0	0 0	0 0	0 0	0 0	0 0	0 0	0 0	0 0
NONE	0 0	21 0	12 0	0 0	33 0	0 0	3 0	6 0	0 0	9 0	42 0
Total reported	10217	57887	28875	0	96979	2129	16868	8067	0	27064	124043
Percent Reported	100.0	100.0	99.7		99.9	100.0	100.0	100.0		100.0	99.9
NOT REPORTED	0	19	88	0	107	0	0	3	0	3	110
Total	10217	57906	28963	0	97086	2129	16868	8070	0	27067	124153
AVERAGE EXCLUDING INDEFINITE, NONE	4.16	3.96	4.10	.00	4.02	3.40	3.59	3.86	.00	3.66	3.94

Probationer Statistical Profile

Sample: Active & admin probationers, not in facilities
Act probationers 11/19/2002

Requestor: Nancy Phillips, Statistician

Case type by current age & sex

Case type	Men				Women				Grand Total	%
	age 00-21	age 22-39	age 40-98	age UNKWN	age 00-21	age 22-39	age 40-98	age UNKWN		
PRESENTENCE	0	0	0	0	0	0	0	0	0	0
SPLIT SENTENCE	172	2	5691	10	4310	15	0	0	10173	10
STRAIGHT SENTENCE	9834	96	50665	87	23969	83	0	0	84468	87
ABANDONMENT&BASTARDY	0	0	17	0	64	0	0	0	81	0
OUT OF STATE PROB	211	2	1521	3	614	2	0	0	2346	2
OUT OF STATE A&B	0	0	1	0	0	0	0	0	1	0
SUSPENDED SENTENCE	0	0	11	0	6	0	0	0	17	0
Total reported	10217	57906	28963	0	97086	2129	16868	8070	27067	124153
Percent Reported	100.0	100.0	100.0		100.0	100.0	100.0	100.0	100.0	100.0
NOT REPORTED	0	0	0	0	0	0	0	0	0	0
Total	10217	57906	28963	0	97086	2129	16868	8070	27067	124153

Probationer Statistical Profile

Sample: Active & admin probationers, not in facilities
Act probationers 11/19/2002

Requestor: Nancy Phillips, Statistician

Release type by current age & sex

Release type	M e n					W o m e n					Grand Total %	
	age 00-21 %	age 22-39 %	age 40-98 %	age UNKWN %	Men Total %	age 00-21 %	age 22-39 %	age 40-98 %	age UNKWN %	Women Total %		
TRANSF OUT OF STATE	0 0	0 0	0 0	0 0	0 0	0 0	0 0	0 0	0 0	0 0	0 0	0 0
REVOKED (TECHNICAL)	0 0	0 0	0 0	0 0	0 0	0 0	0 0	0 0	0 0	0 0	0 0	0 0
REVOKED (NEW SENT)	0 0	0 0	0 0	0 0	0 0	0 0	0 0	0 0	0 0	0 0	0 0	0 0
REVOKED (NEW CRIME)	0 0	0 0	0 0	0 0	0 0	0 0	0 0	0 0	0 0	0 0	0 0	0 0
ABSCONDED (TOLLED)	0 0	0 0	0 0	0 0	0 0	0 0	0 0	0 0	0 0	0 0	0 0	0 0
ABSCONDED (NON-TOLL)	0 0	0 0	0 0	0 0	0 0	0 0	0 0	0 0	0 0	0 0	0 0	0 0
TERMINATED BY COURT	0 0	0 0	0 0	0 0	0 0	0 0	0 0	0 0	0 0	0 0	0 0	0 0
OUT OF STATE TERM	0 0	0 0	0 0	0 0	0 0	0 0	0 0	0 0	0 0	0 0	0 0	0 0
DEATH	0 0	0 0	0 0	0 0	0 0	0 0	0 0	0 0	0 0	0 0	0 0	0 0
FINAN OBLIG COMPLETE	0 0	0 0	0 0	0 0	0 0	0 0	0 0	0 0	0 0	0 0	0 0	0 0
OTHER	0 0	0 0	0 0	0 0	0 0	0 0	0 0	0 0	0 0	0 0	0 0	0 0
NORMAL RELEASE	0 0	0 0	0 0	0 0	0 0	0 0	0 0	0 0	0 0	0 0	0 0	0 0
A & B SPECIAL TERM	0 0	0 0	0 0	0 0	0 0	0 0	0 0	0 0	0 0	0 0	0 0	0 0
INDEP JURISDICTION	0 0	0 0	0 0	0 0	0 0	0 0	0 0	0 0	0 0	0 0	0 0	0 0
ACTIVE	10217100	57906100	28963100	0 0	97086100	2129100	16868100	8070100	0 0	27067100	124153100	
Total reported	10217	57906	28963	0	97086	2129	16868	8070	0	27067	124153	
Percent Reported	100.0	100.0	100.0		100.0	100.0	100.0	100.0		100.0	100.0	
NOT REPORTED	0	0	0	0	0	0	0	0	0	0	0	
Total	10217	57906	28963	0	97086	2129	16868	8070	0	27067	124153	

Probationer Statistical Profile

Sample: Active & admin probationers, not in facilities
Act probationers 11/19/2002

Requestor: Nancy Phillips, Statistician

First offender status by current age & sex

1stOffndr	M e n				W o m e n				Grand Total %		
	age 00-21 %	age 22-39 %	age 40-98 %	age UNKWN %	Men Total %	age 00-21 %	age 22-39 %	age 40-98 %		age UNKWN %	Women Total %
FIRST OFFNDR STATUS	5503 54	15808 27	4775 16	0 0	26086 27	1483 70	7107 42	2484 31	0 0	11074 41	37160 30
NO FIRST OFFNDR STAT	4714 46	42098 73	24188 84	0 0	71000 73	646 30	9761 58	5586 69	0 0	15993 59	86993 70
Total reported	10217	57906	28963	0	97086	2129	16868	8070	0	27067	124153
Percent Reported	100.0	100.0	100.0		100.0	100.0	100.0	100.0		100.0	100.0
NOT REPORTED	0	0	0	0	0	0	0	0	0	0	0
Total	10217	57906	28963	0	97086	2129	16868	8070	0	27067	124153

Probationer Statistical Profile

Sample: Active & admin probationers, not in facilities
Act probationers 11/19/2002

Requestor: Nancy Phillips, Statistician

Type probationer by current age & sex

Type probationer	M e n					W o m e n					Grand Total %
	age 00-21 %	age 22-39 %	age 40-98 %	age UNKWN %	Men Total %	age 00-21 %	age 22-39 %	age 40-98 %	age UNKWN %	Women Total %	
MISDEMEANANT	139 1	825 1	448 2	0 0	1412 1	26 1	254 2	144 2	0 0	424 2	1836 1
FELON	10078 99	57052 99	28445 98	0 0	95575 98	2099 99	16603 98	7915 98	0 0	26617 98	122192 98
ABANDONMENT&BASTARDY	0 0	18 0	64 0	0 0	82 0	0 0	2 0	1 0	0 0	3 0	85 0
SUSPENDED SENTENCE	0 0	11 0	6 0	0 0	17 0	4 0	9 0	10 0	0 0	23 0	40 0
Total reported	10217	57906	28963	0	97086	2129	16868	8070	0	27067	124153
Percent Reported	100.0	100.0	100.0		100.0	100.0	100.0	100.0		100.0	100.0
NOT REPORTED	0	0	0	0	0	0	0	0	0	0	0
Total	10217	57906	28963	0	97086	2129	16868	8070	0	27067	124153

Probationer Statistical Profile

Sample: Active & admin probationers, not in facilities
Act probationers 11/19/2002

Requestor: Nancy Phillips, Statistician

Most serious crime by group by current age & sex

Crime group	Men				Women				Grand Total	%
	age 00-21	age 22-39	age 40-98	age UNKWN	age 00-21	age 22-39	age 40-98	age UNKWN		
HOMICIDE	19	346	267	0	5	103	80	0	188	820
ABORTION	0	3	0	0	0	1	0	0	1	4
BODILY INJRY&REL OFF	686	6204	3869	0	162	1169	561	0	1892	12651
ARSON & REL OFF	34	267	174	0	10	90	69	0	169	644
DAMAGE OF PROPERTY	237	658	222	0	53	166	51	0	270	1387
BURGLARY & REL OFF	1662	6057	1811	0	123	618	173	0	914	10444
FORGERY & REL OFF	579	4322	1980	0	494	4096	1530	0	6120	13001
THEFT	2181	7751	3305	0	604	3751	1560	0	5915	19152
ROBBERY	303	1741	521	0	39	165	55	0	259	2824
SEXUAL OFFENSES	514	2423	2257	0	13	115	55	0	183	5377
OBSCENITY CRIMES	0	4	10	0	0	1	1	0	2	16
TREASON & REL OFF	4	34	18	0	5	25	5	0	35	91
CRIMES INVOLVNG GOVT	199	1243	456	0	42	396	237	0	675	2573
FALSIFICATIONS	25	187	87	0	13	118	43	0	174	473
OBSTRUCT LAW ENFORCE	26	197	81	0	11	77	32	0	120	424
DISORDERLY CONDUCT	67	193	73	0	12	22	14	0	48	381
GAMBLING & REL OFF	5	52	27	0	2	16	11	0	29	113
CRUELTY TO CHILDREN	30	577	370	0	16	444	149	0	609	1586
CRIMES WITH GUNS	225	1899	1291	0	23	130	87	0	240	3655
INVASION PRIVACY	2	94	43	0	0	1	2	0	3	142
RACKETEERING	0	8	17	0	0	4	10	0	14	39
DRUG ABUSE OFFENSES	3135	20550	9326	0	442	4705	2861	0	8008	41019
DRUG TRAFFICKING	23	305	233	0	9	70	68	0	147	708
AUTO CRIMES	18	1448	1771	0	0	125	163	0	288	3525
REVENUE & CONTRABAND	4	7	5	0	0	2	2	0	4	20
CRIMES OF OTH STATES	28	193	84	0	10	84	33	0	127	432
MISC. FELONIES	66	292	151	0	12	111	63	0	186	695
MISDEMEANORS	139	838	502	0	29	259	153	0	441	1920
Total reported	10211	57893	28951	0	2129	16864	8068	0	27061	124116
Percent Reported	99.9	100.0	100.0		100.0	100.0	100.0		100.0	100.0
NOT REPORTED	6	13	12	0	0	4	2	0	6	37
Total	10217	57906	28963	0	2129	16868	8070	0	27067	124153

Probationer Statistical Profile

Sample: Active & admin probationers, not in facilities
Act probationers 11/19/2002

Requestor: Nancy Phillips, Statistician

Most serious offense by current age & sex

Most serious offense	Men					Women					Grand Total %
	age 00-21 %	age 22-39 %	age 40-98 %	age UNKWN %	Men Total %	age 00-21 %	age 22-39 %	age 40-98 %	age UNKWN %	Women Total %	
Misdemeanors											
abandonment	0 0	12 0	52 0	0 0	64 0	0 0	0 0	1 0	0 0	1 0	65 0
non-support	0 0	2 0	0 0	0 0	2 0	0 0	0 0	0 0	0 0	0 0	2 0
stalking	0 0	2 0	5 0	0 0	7 0	0 0	1 0	0 0	0 0	1 0	8 0
assault & battery	3 0	16 0	4 0	0 0	23 0	0 0	2 0	1 0	0 0	3 0	26 0
atmpt murder	0 0	2 0	1 0	0 0	3 0	0 0	0 0	0 0	0 0	0 0	3 0
aggravated assault	3 0	17 0	19 0	0 0	39 0	1 0	8 0	5 0	0 0	14 0	53 0
simple assault	1 0	23 0	19 0	0 0	43 0	1 0	2 0	2 0	0 0	5 0	48 0
simple battery	8 0	89 0	44 0	0 0	141 0	5 0	20 0	6 0	0 0	31 0	172 0
shooting at another	0 0	2 0	1 0	0 0	3 0	0 0	0 0	0 0	0 0	0 0	3 0
wife beating	0 0	1 0	0 0	0 0	1 0	0 0	0 0	0 0	0 0	0 0	1 0
concealing a death	0 0	1 0	0 0	0 0	1 0	0 0	0 0	0 0	0 0	0 0	1 0
fleeing and eluding	0 0	1 0	0 0	0 0	1 0	0 0	0 0	0 0	0 0	0 0	1 0
leave scene had inju	0 0	1 0	1 0	0 0	2 0	0 0	1 0	0 0	0 0	1 0	3 0
crmnl intfer govt pr	0 0	4 0	0 0	0 0	4 0	0 0	0 0	0 0	0 0	0 0	4 0
reckless conduct	4 0	8 0	1 0	0 0	13 0	0 0	6 0	0 0	0 0	6 0	19 0
disorderly conduct	1 0	2 0	1 0	0 0	4 0	0 0	0 0	2 0	0 0	2 0	6 0
motor vehicle abando	0 0	0 0	1 0	0 0	1 0	0 0	0 0	0 0	0 0	0 0	1 0
larceny	0 0	3 0	2 0	0 0	5 0	0 0	1 0	0 0	0 0	1 0	6 0
receiving stolen goo	3 0	8 0	2 0	0 0	13 0	0 0	3 0	0 0	0 0	3 0	16 0
theft by taking	10 0	54 0	16 0	0 0	80 0	3 0	32 0	12 0	0 0	47 0	127 0
robbery	1 0	8 0	1 0	0 0	10 0	0 0	4 0	0 0	0 0	4 0	14 0
burglary	0 0	21 0	4 0	0 0	25 0	1 0	0 0	0 0	0 0	1 0	26 0
car breaking	0 0	1 0	1 0	0 0	2 0	0 0	0 0	0 0	0 0	0 0	2 0
take vehic temporary	0 0	0 0	1 0	0 0	1 0	0 0	0 0	0 0	0 0	0 0	1 0
alter id	1 0	1 0	0 0	0 0	2 0	0 0	0 0	0 0	0 0	0 0	2 0
cheating & swindling	0 0	0 0	1 0	0 0	1 0	0 0	0 0	0 0	0 0	0 0	1 0
bad checks	1 0	30 0	18 0	0 0	49 0	0 0	40 0	23 0	0 0	63 0	112 0
fraudulent checks	0 0	2 0	1 0	0 0	3 0	1 0	5 0	0 0	0 0	6 0	9 0
lottery	0 0	1 0	0 0	0 0	1 0	0 0	0 0	0 0	0 0	0 0	1 0
forgery	1 0	9 0	3 0	0 0	13 0	1 0	9 0	1 0	0 0	11 0	24 0
worthless checks	0 0	0 0	0 0	0 0	0 0	0 0	4 0	5 0	0 0	9 0	9 0
s/d of narcotics	3 0	7 0	0 0	0 0	10 0	0 0	0 0	0 0	0 0	0 0	10 0
public drunkenness	0 0	3 0	1 0	0 0	4 0	0 0	0 0	1 0	0 0	1 0	5 0

(continued)

Probationer Statistical Profile

Sample: Active & admin probationers, not in facilities
Act probationers 11/19/2002

Requestor: Nancy Phillips, Statistician

Most serious offense by current age & sex (continued)

Most serious offense	Men						Women						Grand Total	%
	age 00-21	age 22-39	age 40-98	age UNKWN	Men Total	Men %	age 00-21	age 22-39	age 40-98	age UNKWN	Women Total	Women %		
s/d dep,stim,cntrf d	0 0	3 0	0 0	0 0	3 0	0 0	0 0	0 0	0 0	0 0	0 0	3 0		
s/d of lsd	0 0	0 0	0 0	0 0	0 0	0 0	1 0	0 0	0 0	0 0	1 0	1 0		
s/d of marijuana	0 0	7 0	2 0	0 0	9 0	0 0	0 0	0 0	0 0	0 0	0 0	9 0		
poss of narcotics	1 0	4 0	1 0	0 0	6 0	0 0	2 0	1 0	0 0	3 0	9 0			
poss dep,stim,cntrf	0 0	1 0	0 0	0 0	1 0	0 0	0 0	0 0	0 0	0 0	1 0	1 0		
poss of lsd	0 0	1 0	0 0	0 0	1 0	0 0	0 0	0 0	0 0	0 0	1 0	1 0		
poss of marijuana	9 0	35 0	9 0	0 0	53 0	0 0	8 0	2 0	0 0	10 0	63 0	63 0		
viol motor veh law	15 0	53 0	21 0	0 0	89 0	0 0	6 0	5 0	0 0	11 0	100 0	100 0		
dui	10 0	105 0	99 0	0 0	214 0	2 0	20 0	22 0	0 0	44 0	258 0	258 0		
obstr of law enf off	9 0	66 0	26 0	0 0	101 0	0 0	8 0	6 0	0 0	14 0	115 0	115 0		
impersonating anothe	1 0	7 0	2 0	0 0	10 0	0 0	5 0	0 0	0 0	5 0	15 0	15 0		
crmnl trespassing	11 0	17 0	8 0	0 0	36 0	2 0	3 0	3 0	0 0	8 0	44 0	44 0		
illegal attm to obt	0 0	1 0	1 0	0 0	2 0	0 0	0 0	1 0	0 0	1 0	3 0	3 0		
crmnl damage	3 0	7 0	3 0	0 0	13 0	0 0	3 0	1 0	0 0	4 0	17 0	17 0		
terroristic threats	1 0	6 0	6 0	0 0	13 0	0 0	0 0	2 0	0 0	2 0	15 0	15 0		
viol ga cntrl subst	14 0	51 0	14 0	0 0	79 0	2 0	13 0	8 0	0 0	23 0	102 0	102 0		
sodomy	1 0	0 0	0 0	0 0	1 0	0 0	0 0	0 0	0 0	0 0	1 0	1 0		
public indecency	0 0	7 0	6 0	0 0	13 0	0 0	1 0	0 0	0 0	1 0	14 0	14 0		
peeping tom	0 0	1 0	1 0	0 0	2 0	0 0	0 0	0 0	0 0	0 0	2 0	2 0		
molesting a minor	0 0	0 0	3 0	0 0	3 0	0 0	0 0	1 0	0 0	1 0	4 0	4 0		
atmpt rape	0 0	1 0	0 0	0 0	1 0	0 0	0 0	0 0	0 0	0 0	1 0	1 0		
sexual battery	0 0	5 0	6 0	0 0	11 0	0 0	0 0	0 0	0 0	0 0	11 0	11 0		
escape	0 0	4 0	1 0	0 0	5 0	0 0	0 0	1 0	0 0	1 0	6 0	6 0		
cpwl & concealed wea	1 0	9 0	3 0	0 0	13 0	0 0	1 0	0 0	0 0	1 0	14 0	14 0		
shoplifting	3 0	5 0	8 0	0 0	16 0	4 0	13 0	6 0	0 0	23 0	39 0	39 0		
pointing gun at anot	1 0	3 0	6 0	0 0	10 0	0 0	0 0	0 0	0 0	0 0	10 0	10 0		
crmnl attempt	1 0	0 0	0 0	0 0	1 0	0 0	0 0	1 0	0 0	1 0	2 0	2 0		
other misdemeanor	8 0	42 0	26 0	0 0	76 0	2 0	6 0	11 0	0 0	19 0	95 0	95 0		
riot	0 0	0 0	1 0	0 0	1 0	0 0	0 0	0 0	0 0	0 0	1 0	1 0		
fighting in public p	0 0	2 0	0 0	0 0	2 0	0 0	1 0	0 0	0 0	1 0	3 0	3 0		
lottery violation	0 0	0 0	0 0	0 0	0 0	0 0	1 0	0 0	0 0	1 0	1 0	1 0		
off agnst pub hlth/m	0 0	5 0	6 0	0 0	11 0	0 0	0 0	0 0	0 0	0 0	11 0	11 0		
failr fil/mntn abort	0 0	0 0	1 0	0 0	1 0	0 0	0 0	0 0	0 0	0 0	1 0	1 0		
involuntary manslaug	0 0	0 0	1 0	0 0	1 0	0 0	0 0	0 0	0 0	0 0	1 0	1 0		
interference with cu	0 0	2 0	2 0	0 0	4 0	0 0	2 0	0 0	0 0	2 0	6 0	6 0		

(continued)

Probationer Statistical Profile

Sample: Active & admin probationers, not in facilities
Act probationers 11/19/2002

Requestor: Nancy Phillips, Statistician

Most serious offense by current age & sex (continued)

Most serious offense	Men					Women					Grand Total	%
	age 00-21	age 22-39	age 40-98	age UNKWN	Men Total	age 00-21	age 22-39	age 40-98	age UNKWN	Women Total		
theft by deception <	0 0	0 0	1 0	0 0	1 0	1 0	4 0	1 0	0 0	6 0	7 0	
theft/lost/property<	1 0	4 0	0 0	0 0	5 0	0 0	0 0	0 0	0 0	0 0	5 0	
theft of services <	0 0	1 0	1 0	0 0	2 0	0 0	1 0	0 0	0 0	1 0	3 0	
theft by conversion	0 0	3 0	0 0	0 0	3 0	0 0	2 0	3 0	0 0	5 0	8 0	
theft trade secret <	0 0	0 0	0 0	0 0	0 0	0 0	1 0	0 0	0 0	1 0	1 0	
theft motor vehicle,	0 0	2 0	1 0	0 0	3 0	1 0	0 0	0 0	0 0	1 0	4 0	
conversn paymnt real	0 0	1 0	0 0	0 0	1 0	0 0	0 0	0 0	0 0	0 0	1 0	
entrng mot veh crim	0 0	5 0	0 0	0 0	5 0	0 0	1 0	2 0	0 0	3 0	8 0	
viol forgery&fraud p	1 0	0 0	2 0	0 0	3 0	0 0	1 0	1 0	0 0	2 0	5 0	
tpos/use drug rel ob	0 0	1 0	0 0	0 0	1 0	0 0	0 0	1 0	0 0	1 0	2 0	
obtn/attmpt drugs il	0 0	0 0	4 0	0 0	4 0	0 0	2 0	3 0	0 0	5 0	9 0	
viol dangerous drugs	0 0	2 0	0 0	0 0	2 0	0 0	0 0	1 0	0 0	1 0	3 0	
mfg/dist imitate con	0 0	4 0	1 0	0 0	5 0	0 0	1 0	0 0	0 0	1 0	6 0	
misc abuse govt offi	0 0	0 0	0 0	0 0	0 0	0 0	1 0	1 0	0 0	2 0	2 0	
misc escape & other	0 0	1 0	0 0	0 0	1 0	0 0	0 0	0 0	0 0	0 0	1 0	
misc offns relt jud	0 0	0 0	1 0	0 0	1 0	0 0	0 0	0 0	0 0	0 0	1 0	
misc obstruction off	1 0	1 0	0 0	0 0	2 0	0 0	0 0	0 0	0 0	0 0	2 0	
misc sexual offenses	1 0	2 0	2 0	0 0	5 0	0 0	0 0	0 0	0 0	0 0	5 0	
pandering	0 0	1 0	1 0	0 0	2 0	0 0	0 0	0 0	0 0	0 0	2 0	
providing sex mat mi	0 0	1 0	0 0	0 0	1 0	0 0	0 0	0 0	0 0	0 0	1 0	
exhibit sex shows mi	0 0	0 0	1 0	0 0	1 0	0 0	0 0	0 0	0 0	0 0	1 0	
dng instrmntalties &	0 0	1 0	0 0	0 0	1 0	0 0	0 0	0 0	0 0	0 0	1 0	
viol acts rsale plnt	1 0	0 0	0 0	0 0	1 0	0 0	0 0	0 0	0 0	0 0	1 0	
viol alcoh bev regs	0 0	0 0	2 0	0 0	2 0	0 0	0 0	0 0	0 0	0 0	2 0	
furnish liquor to mi	1 0	0 0	2 0	0 0	3 0	0 0	0 0	0 0	0 0	0 0	3 0	
poss alc bev by juve	1 0	1 0	1 0	0 0	3 0	0 0	0 0	0 0	0 0	0 0	3 0	
veh homicide tit 40	0 0	1 0	1 0	0 0	2 0	0 0	0 0	1 0	0 0	1 0	3 0	
viol motor veh licen	0 0	1 0	0 0	0 0	1 0	0 0	0 0	0 0	0 0	0 0	1 0	
misc misdemeanor	3 0	24 0	15 0	0 0	42 0	1 0	12 0	8 0	0 0	21 0	63 0	
misc contraband/smug	0 0	0 0	1 0	0 0	1 0	0 0	0 0	0 0	0 0	0 0	1 0	
viol othr states law	0 0	0 0	2 0	0 0	2 0	1 0	1 0	1 0	0 0	3 0	5 0	

(continued)

Probationer Statistical Profile

Sample: Active & admin probationers, not in facilities
Act probationers 11/19/2002

Requestor: Nancy Phillips, Statistician

Most serious offense by current age & sex (continued)

Most serious offense	Men					Women					Grand Total %
	age 00-21 %	age 22-39 %	age 40-98 %	age UNKWN %	Men Total %	age 00-21 %	age 22-39 %	age 40-98 %	age UNKWN %	Women Total %	
FELONIES											
MISC HOMICIDE OFFENS	1 0	6 0	4 0	0 0	11 0	1 0	2 0	1 0	0 0	4 0	15 0
MURDER	1 0	5 0	7 0	0 0	13 0	0 0	7 0	1 0	0 0	8 0	21 0
VOLUNTARY MANSLAUGHT	2 0	82 0	90 0	0 0	174 0	0 0	36 0	42 1	0 0	78 0	252 0
INVOLUNTARY MANSLAUG	6 0	59 0	33 0	0 0	98 0	1 0	21 0	7 0	0 0	29 0	127 0
FETICIDE	0 0	3 0	0 0	0 0	3 0	0 0	0 0	0 0	0 0	0 0	3 0
VEHICULAR HOMICIDE	7 0	185 0	113 0	0 0	305 0	3 0	34 0	22 0	0 0	59 0	364 0
HOMICIDE BY PILOT,DU	0 0	0 0	3 0	0 0	3 0	0 0	0 0	0 0	0 0	0 0	3 0
CONCEAL DEATH OF ANO	0 0	3 0	1 0	0 0	4 0	0 0	0 0	0 0	0 0	0 0	4 0
ATMPT MURDER	2 0	3 0	16 0	0 0	21 0	0 0	3 0	7 0	0 0	10 0	31 0
MISC ABORTION	0 0	1 0	0 0	0 0	1 0	0 0	1 0	0 0	0 0	1 0	2 0
CRMNL ABORTION	0 0	2 0	0 0	0 0	2 0	0 0	0 0	0 0	0 0	0 0	2 0
MISC ASSAULT/BATTERY	5 0	95 0	48 0	0 0	148 0	0 0	4 0	6 0	0 0	10 0	158 0
FAMILY VIOLENCE BATT	3 0	8 0	3 0	0 0	14 0	0 0	1 0	0 0	0 0	1 0	15 0
AGGRAV ASSAULT	412 4	3842 7	2340 8	0 0	6594 7	123 6	896 5	440 5	0 0	1459 5	8053 6
ATMPT AGGRAV ASSAULT	1 0	19 0	12 0	0 0	32 0	2 0	7 0	4 0	0 0	13 0	45 0
AGGRAV BATTERY	50 0	427 1	259 1	0 0	736 1	5 0	50 0	26 0	0 0	81 0	817 1
TERRORIST THREATS &	139 1	800 1	581 2	0 0	1520 2	19 1	111 1	48 1	0 0	178 1	1698 1
FALSE IMPRISONMENT	15 0	210 0	83 0	0 0	308 0	2 0	12 0	3 0	0 0	17 0	325 0
FALSE IMPRIS COLOR L	0 0	0 0	1 0	0 0	1 0	0 0	1 0	0 0	0 0	1 0	2 0
KIDNAPPING	2 0	83 0	44 0	0 0	129 0	0 0	2 0	1 0	0 0	3 0	132 0
INTERFERENCE WITH CU	10 0	31 0	12 0	0 0	53 0	4 0	14 0	5 0	0 0	23 0	76 0
AGGRAV ASSAULT POLCE	9 0	119 0	96 0	0 0	224 0	2 0	16 0	9 0	0 0	27 0	251 0
AGGRAV BATTERY PEACE	2 0	6 0	1 0	0 0	9 0	0 0	2 0	0 0	0 0	2 0	11 0
SIMPLE BATTERY	8 0	71 0	46 0	0 0	125 0	1 0	13 0	1 0	0 0	15 0	140 0
RECK COND	0 0	8 0	2 0	0 0	10 0	0 0	4 0	0 0	0 0	4 0	14 0
INJURY BY VEHICLE	0 0	7 0	1 0	0 0	8 0	0 0	1 0	0 0	0 0	1 0	9 0
STALKING	2 0	18 0	21 0	0 0	41 0	0 0	2 0	0 0	0 0	2 0	43 0
AGGRAV STALKING	28 0	458 1	314 1	0 0	800 1	4 0	33 0	18 0	0 0	55 0	855 1
ATMPT KIDNAP	0 0	2 0	5 0	0 0	7 0	0 0	0 0	0 0	0 0	0 0	7 0
ARSON MISC	3 0	15 0	12 0	0 0	30 0	1 0	3 0	7 0	0 0	11 0	41 0
ARSON 1ST DEGREE	15 0	187 0	132 0	0 0	334 0	7 0	65 0	52 1	0 0	124 0	458 0

(continued)

Probationer Statistical Profile

Sample: Active & admin probationers, not in facilities
Act probationers 11/19/2002

Requestor: Nancy Phillips, Statistician

Most serious offense by current age & sex (continued)

Most serious offense	Men						Women						Grand Total	%
	age 00-21	age 22-39	age 40-98	age UNKWN	Men Total	Men %	age 00-21	age 22-39	age 40-98	age UNKWN	Women Total	Women %		
ARSON 2ND DEGREE	10	45	22	0	77	0	0	11	8	0	19	96		
ARSON 3RD DEGREE	5	16	5	0	26	2	8	1	0	11	37			
CRMNL POSS EXPLOSIVE	1	3	3	0	7	0	3	1	0	4	11			
CRMNL POSS INCENDIAR	0	1	0	0	1	0	0	0	0	0	1			
MISC CRIMINAL DAMAGE	6	16	4	0	26	1	3	0	0	4	30			
CRMNL DAMAGE 1ST DEG	50	166	70	0	286	5	28	7	0	40	326			
CRMNL DAMAGE 2ND DEG	158	408	133	0	699	45	127	37	0	209	908			
DAMAGE,DESTROY SECR	2	18	7	0	27	1	2	4	0	7	34			
VANDALISM TO CHURCH	2	8	0	0	10	0	1	1	0	2	12			
ALTER ID	19	42	8	0	69	1	5	2	0	8	77			
BURGLARY	1557	5883	1758	6	9198	119	598	168	2	885	10083			
POSS BURGLAR TOOLS	67	90	25	0	182	2	17	2	0	21	203			
ATMPT BURGLARY	38	84	28	0	150	2	3	3	0	8	158			
MISC FORGERY	3	23	7	0	33	4	18	7	0	29	62			
FORGERY 1ST DEGREE	420	3298	1539	5	5257	339	3075	1234	15	4648	9905			
FORGERY 2ND DEGREE	38	182	48	0	268	14	70	24	0	108	376			
BAD CHECKS	6	162	163	1	331	9	185	77	1	271	602			
ILLEGAL USE-CREDIT C	3	11	3	0	17	1	11	2	0	14	31			
THEFT CREDIT CARD	25	98	24	0	147	21	83	16	0	120	267			
FORGERY CREDIT CARD	6	29	5	0	40	11	51	6	0	68	108			
FRAUDULENT CREDIT CA	65	320	78	0	463	80	412	70	1	562	1025			
CRMNL POSS CREDIT CA	2	5	2	0	9	0	1	0	0	1	10			
RECV GDS,SRVS FRAUD	0	10	7	0	17	1	20	16	0	37	54			
TELECOMMUNICATIONS F	1	18	10	0	29	0	8	1	0	9	38			
ATMPT FORGERY	0	2	2	0	4	1	2	4	0	7	11			
FAILR PAY NATRL PRD/	0	1	3	0	4	0	0	1	0	1	5			
FRAUDULENT ACCESS CO	3	40	7	0	50	3	40	2	0	45	95			
MISC FRAUD	7	123	82	0	212	10	120	70	1	200	412			
THEFT BY TAKING	725	3365	1552	5	5642	246	1971	854	11	3071	8713			
THEFT BY DECEPTION	12	209	188	1	409	12	126	79	1	217	626			
THEFT BY EXTORTION	1	10	0	0	11	0	8	4	0	12	23			
THEFT OF LOST PROPER	5	14	10	0	29	0	7	2	0	9	38			
THEFT BY REC STOLEN	648	2043	586	2	3277	54	283	75	1	412	3689			
THEFT OF SERVICES	4	39	29	0	72	0	24	12	0	36	108			
THEFT BY CONVERSION	12	224	218	1	454	4	130	74	1	208	662			

(continued)

Probationer Statistical Profile

Sample: Active & admin probationers, not in facilities
Act probationers 11/19/2002

Requestor: Nancy Phillips, Statistician

Most serious offense by current age & sex (continued)

Most serious offense	Men						Women						Grand Total	%
	age 00-21	age 22-39	age 40-98	age UNKWN	Men Total	Men %	age 00-21	age 22-39	age 40-98	age UNKWN	Women Total	Women %		
THEFT OF TRADE SECRE	1	3	1	0	5	1	1	0	0	2	7	0		
CONVSN PAYMNTS REAL	0	6	19	0	25	0	0	0	0	0	25	0		
ATMPT THEFT BY TAKIN	1	1	0	0	2	0	0	0	0	0	2	0		
THEFT OF MOTOR VEH,	159	477	152	0	788	15	54	15	0	84	872	1		
THEFT OF LEASED PERS	0	1	0	0	1	0	4	0	0	4	5	0		
THEFT BRING PROP IN	15	62	21	0	98	4	9	2	0	15	113	0		
THEFT RECV PROP OUT	6	17	1	0	24	1	3	1	0	5	29	0		
LIVESTOCK THEFT	3	6	3	0	12	1	2	0	0	3	15	0		
THEFT BY SHOPLIFTING	136	663	419	0	1218	252	1090	432	0	1774	2992	2		
ENTERING VEHICLE	453	609	106	0	1168	14	39	9	0	62	1230	1		
STEAL ALTER PUBLIC D	0	2	0	0	2	0	0	1	0	1	3	0		
ROBBERY	241	1181	312	0	1734	31	127	38	0	196	1930	2		
ARMED ROBBERY	23	440	189	0	652	5	32	14	0	51	703	1		
ROBBERY BY FORCE	0	4	0	0	4	0	0	0	0	0	4	0		
ROBBERY BY INTIMIDAT	1	4	0	0	5	0	0	0	0	0	5	0		
ROBBERY BY SUDDEN SN	1	3	0	0	4	0	0	1	0	1	5	0		
HIJACKING MOTOR VEHI	0	3	0	0	3	1	0	0	0	1	4	0		
ATMPT ROBBERY	25	71	18	0	114	1	3	2	0	6	120	0		
ATMPT ARMED ROBBERY	12	35	2	0	49	1	3	0	0	4	53	0		
MISC SEXUAL	3	35	34	0	72	0	2	1	0	3	75	0		
RAPE	8	129	117	0	254	0	0	0	0	0	254	0		
SODOMY	8	25	39	0	72	1	2	0	0	3	75	0		
AGGRAV SODOMY	3	46	80	0	129	0	0	1	0	1	130	0		
SEDUCTION	0	0	1	0	1	0	0	1	0	1	2	0		
INCEST	9	38	118	0	165	0	5	7	0	12	177	0		
BIGAMY	0	7	10	0	17	0	2	0	0	2	19	0		
AGGRAV SEXUAL BATTER	2	26	25	0	53	0	1	0	0	1	54	0		
PANDERING BY COMPULS	0	2	4	0	6	0	0	0	0	0	6	0		
STATUTORY RAPE	291	939	90	0	1320	4	30	4	0	38	1358	1		
CHILD MOLESTATION	143	900	1417	0	2460	6	45	29	0	80	2540	2		
ENTICING CHILD-INDEC	24	109	107	0	240	1	18	5	0	24	264	0		
AGGRAV CHILD MOLESTA	18	104	179	0	301	0	4	3	0	7	308	0		
NECROPHILIA	0	1	0	0	1	0	0	1	0	1	2	0		
SEXL/ASLT/AGN/PERS/	1	25	14	0	40	0	6	3	0	9	49	0		
SEXUAL ASLT BY THERA	0	1	0	0	1	0	0	0	0	0	1	0		

(continued)

Probationer Statistical Profile

Sample: Active & admin probationers, not in facilities
Act probationers 11/19/2002

Requestor: Nancy Phillips, Statistician

Most serious offense by current age & sex (continued)

Most serious offense	Men					Women					Grand Total	%
	age 00-21	age 22-39	age 40-98	age UNKWN	Men Total	age 00-21	age 22-39	age 40-98	age UNKWN	Women Total		
SOLICIT SODOMY FROM	0	5	5	0	10	0	0	0	0	0	10	
ATMPT RAPE	3	30	13	0	46	1	0	0	0	1	47	
ATMPT SODOMY	0	0	3	0	3	0	0	0	0	0	3	
ATMPT AGGRAV SODOMY	0	1	1	0	2	0	0	0	0	0	2	
AGG ASLT W ATMPT TO	1	0	0	0	1	0	0	0	0	0	1	
MISC OBSCENITY	0	1	3	0	4	0	0	0	0	0	4	
DISTRIBUTING OBSCENE	0	0	2	0	2	0	1	1	0	2	4	
DISTR MAT DEPICT NUD	0	3	3	0	6	0	0	0	0	0	6	
PROV SEX MATER TO MI	0	0	2	0	2	0	0	0	0	0	2	
MISC PUBLIC ORDER	0	4	3	0	7	0	0	1	0	1	8	
TREASON	0	0	0	0	0	0	1	0	0	1	1	
INSURRECTION	0	1	0	0	1	0	0	0	0	0	1	
INCITING TO INSURREC	2	0	1	0	3	0	0	0	0	0	3	
ADVOC OVERTHROW OF G	0	0	1	0	1	0	0	0	0	0	1	
FALSE SWEARNG WRITTN	2	29	13	0	44	5	24	4	0	33	77	
ABUSE OF GOVT OFFICE	1	0	1	0	2	0	0	0	0	0	2	
BRIBERY GOVT OFFICER	0	11	10	0	21	0	5	2	0	7	28	
VIOL OATH PUBLIC OFF	0	4	1	0	5	0	1	1	0	2	7	
INFLUENCE LEGISLATIV	0	0	1	0	1	0	0	0	0	0	1	
INFLUENCE GOVT OFFIC	0	2	0	0	2	0	0	0	0	0	2	
DEFRAUDING STATE	0	15	29	0	44	1	161	112	0	274	318	
CONSPIRE RESTRAIN FR	0	1	0	0	1	0	0	0	0	0	1	
FALSE CERTIFICATES	0	4	2	0	6	0	6	0	0	6	12	
INFLUENCING WITNESS	1	9	5	0	15	0	7	3	0	10	25	
OBSTR OF LAW ENF OFF	197	1197	407	0	1801	41	216	119	0	376	2177	
MISC JUDICIAL PROCEE	0	1	3	0	4	1	1	0	0	2	6	
PERJURY	0	13	12	0	25	1	12	6	0	19	44	
FALSE SWEARING	2	16	7	0	25	4	16	9	0	29	54	
SUBORNATION OF PERJU	0	0	1	0	1	0	1	1	0	2	3	
IMPERSONATION	1	9	2	0	12	0	4	1	0	5	17	
IMPERSONATING OFFICE	4	42	18	0	64	0	1	0	0	1	65	
BARRATRY	0	8	1	0	9	0	1	1	0	2	11	
EMBRACERY	0	1	0	0	1	0	3	0	0	3	4	
FALSE STATEMENTS GOV	18	94	42	0	154	7	77	25	0	109	263	
UNAUTH REPRESTN PEAC	0	0	1	0	1	0	0	0	0	0	1	

(continued)

Probationer Statistical Profile

Sample: Active & admin probationers, not in facilities
Act probationers 11/19/2002

Requestor: Nancy Phillips, Statistician

Most serious offense by current age & sex (continued)

Most serious offense	Men						Women						Grand Total	%
	age 00-21	age 22-39	age 40-98	age UNKWN	Men Total	Men %	age 00-21	age 22-39	age 40-98	age UNKWN	Women Total	Women %		
IMPRSNTNG ANTHR RBAL	0	3	0	0	3	0	0	2	0	0	2	5		
ESCAPE	10	100	48	0	158	1	22	7	0	30	188			
AIDING ESCAPE	2	6	0	0	8	2	7	2	0	11	19			
HINDERING APPREH OR	14	59	21	0	94	8	39	23	0	70	164			
COMPOUNDING A CRIME	0	1	0	0	1	0	3	0	0	3	4			
MUTINY IN PENAL INST	0	1	0	0	1	0	0	0	0	0	1			
BAIL JUMPING	0	30	10	0	40	0	5	0	0	5	45			
ATMPT ESCAPE	0	0	2	0	2	0	1	0	0	1	3			
FALSE PUBLIC ALARM	13	16	1	0	30	2	2	1	0	5	35			
CRMNL INTERFERE GOVT	54	177	72	0	303	10	20	13	0	43	346			
MISC GAMBLING/RELATE	0	0	1	0	1	0	0	0	0	0	1			
COMMERICAL GAMBLING	0	5	12	0	17	0	2	8	0	10	27			
COMMUNICATING GAMBL	0	1	2	0	3	0	0	0	0	0	3			
BRIBERY OF CONTESTAN	0	3	2	0	5	0	1	0	0	1	6			
GAMBLING ACT ON BUSI	0	0	1	0	1	0	1	0	0	1	2			
DOGFIGHTING	4	34	6	0	44	0	2	1	0	3	47			
LOTTERY VIOLATION	0	5	2	0	7	1	10	2	0	13	20			
BOARDING BUS W/CONCL	1	4	1	0	6	1	0	0	0	1	7			
CRUELTY TO CHILDREN	23	523	309	1	855	14	429	146	2	589	1444			
SEX EXPLOITATION CHI	3	18	23	0	44	1	6	1	0	8	52			
ABANDONMENT OF CHILD	0	31	36	0	67	0	1	2	0	3	70			
UNLWFL AD ADOPT CHIL	0	0	0	0	0	0	1	0	0	1	1			
CNTRBTNG DELINQENCY	4	5	2	0	11	1	7	0	0	8	19			
MISC WEAPON/EXPLOSIV	12	20	7	0	39	1	0	0	0	1	40			
CARRY CONCEALED WEAP	19	52	10	0	81	0	3	0	0	3	84			
CARRY PISTL WITHOUT	1	4	1	0	6	0	0	1	0	1	7			
ALTER PISTL LICENSE	1	0	0	0	1	0	0	0	0	0	1			
MACHINE GUN ACTIVITI	0	0	1	0	1	0	0	0	0	0	1			
POSS OF FIREARM DUR	49	538	237	1	824	0	45	29	0	74	898			
POSS OF CERTAIN WEAP	25	116	58	0	199	4	5	2	0	11	210			
POSS FIREARM CONVCT	19	1100	967	3	2086	1	71	52	1	124	2210			
CARRY WEAPON AT SCHO	96	55	3	0	154	17	5	2	0	24	178			
GUARD LINE WITH WEAP	1	1	1	0	3	0	1	1	0	2	5			
POSS WEAPON BY PRISO	2	11	1	0	14	0	0	0	0	0	14			
MISUSE FIREARM HUNTI	0	1	3	0	4	0	0	0	0	0	4			

(continued)

Probationer Statistical Profile

Sample: Active & admin probationers, not in facilities
Act probationers 11/19/2002

Requestor: Nancy Phillips, Statistician

Most serious offense by current age & sex (continued)

Most serious offense	Men						Women						Grand Total	%
	age 00-21	age 22-39	age 40-98	age UNKWN	Men Total	Men %	age 00-21	age 22-39	age 40-98	age UNKWN	Women Total	Women %		
CRUELTY TO ANIMALS	0	1	1	0	2	0	0	0	0	0	0	2	0	
AGGRAV CRUELTY TO AN	0	0	1	0	1	0	0	0	0	0	0	1	0	
MISC INVASION OF PRI	0	3	1	0	4	0	0	0	1	0	1	5	0	
EAVESDROP & SURVEILL	0	8	8	0	16	0	0	0	1	0	1	17	0	
PEEPING TOM	2	82	34	0	118	0	1	0	0	0	1	119	0	
P/S/D OF EAVESDROP D	0	1	0	0	1	0	0	0	0	0	0	1	0	
RACKETEERING	0	8	17	0	25	0	4	10	0	0	14	39	0	
S/D NARCOTICS, OPIAT	33	339	173	1	545	5	59	48	1	0	112	657	1	
S/D DEP,STIM,CNTRF D	26	247	108	0	381	6	44	34	0	0	84	465	0	
S/D OF LSD	6	26	2	0	34	1	0	1	0	0	2	36	0	
S/D OF MARIJUANA	326	1565	425	1	2316	25	226	113	1	0	364	2680	2	
S/D OF ALCOHOLIC IN	0	1	1	0	2	0	0	1	0	0	1	3	0	
POSS NARCOTICS, OPIA	65	489	301	1	855	10	136	92	1	0	238	1093	1	
POSS DEP,STIM,CNTRF	68	537	301	1	906	24	224	105	1	0	353	1259	1	
POSS OF LSD	17	73	3	0	93	1	6	3	0	0	10	103	0	
POSS OF MARIJUANA	307	1362	418	1	2087	33	237	110	1	0	380	2467	2	
ILLEGAL POSS/MANF LI	0	5	4	0	9	0	0	0	0	0	0	9	0	
ILLEGAL ATTM TO OBT	3	59	43	0	105	5	94	88	1	0	187	292	0	
VIOL GA CNTRL SBST A	1313	9336	4263	15	14912	221	2368	1379	17	0	3968	18880	15	
VIOL DNGROUS DRGS AC	7	64	26	0	97	2	25	14	0	0	41	138	0	
UNLWFL MFG/DEL/DIST	7	57	40	0	104	0	10	3	0	0	13	117	0	
FURNISH LIQUOR TO MI	0	1	0	0	1	0	0	0	0	0	0	1	0	
POSS DRUG RELATED MA	5	22	13	0	40	1	13	3	0	0	17	57	0	
S/D CONT SUB PUBLIC	20	60	17	0	97	4	12	9	0	0	25	122	0	
S/D CONT SUB SCHOOL	15	53	6	0	74	1	9	1	0	0	11	85	0	
S/D COCAINE	291	2153	797	3	3241	28	308	212	3	0	548	3789	3	
POSS OF COCAINE	609	3933	2209	8	6751	66	845	573	7	0	1484	8235	7	
ATMPT VIOL SUBSTANCE	17	168	176	1	361	9	89	72	1	0	170	531	0	
MISC DRUGS TRAFFICKI	1	42	27	0	70	2	13	5	0	0	20	90	0	
TRAF COCAINE LESS 20	8	138	95	0	241	1	22	30	0	0	53	294	0	
TRAF COCAINE 201-400	4	24	22	0	50	0	3	4	0	0	7	57	0	
TRAF COCAINE 401+ GM	0	10	13	0	23	0	1	3	0	0	4	27	0	
TRAF NARCOTIC LESS 1	0	3	1	0	4	1	0	0	0	0	1	5	0	
TRAF NARCOTIC 15-28	1	3	0	0	4	0	1	1	0	0	2	6	0	
TRAF NARCOTIC 29+ GM	0	2	0	0	2	0	0	1	0	0	1	3	0	

(continued)

Probationer Statistical Profile

Sample: Active & admin probationers, not in facilities
Act probationers 11/19/2002

Requestor: Nancy Phillips, Statistician

Most serious offense by current age & sex (continued)

Most serious offense	Men						Women						Grand Total	%
	age 00-21	age 22-39	age 40-98	age UNKWN	Men Total	Men %	age 00-21	age 22-39	age 40-98	age UNKWN	Women Total	Women %		
TRAF MARIJNA 101-200	1 0	14 0	21 0	0 0	36 0	1 0	4 0	3 0	0 0	8 0	44 0			
TRAF MARIJNA 2001-10	0 0	4 0	0 0	0 0	4 0	0 0	1 0	0 0	0 0	1 0	5 0			
TRAF MARIJNA 10001+	0 0	3 0	1 0	0 0	4 0	0 0	0 0	0 0	0 0	0 0	4 0			
TRAF METHAQUALONE< 4	0 0	3 0	6 0	0 0	9 0	1 0	1 0	2 0	0 0	4 0	13 0			
TRAF METHAQUALONE>=4	0 0	2 0	2 0	0 0	4 0	0 0	1 0	0 0	0 0	1 0	5 0			
TRAF AMPHTMINE 28-19	0 0	8 0	6 0	0 0	14 0	0 0	2 0	3 0	0 0	5 0	19 0			
TRAF AMPHTMINE 200-3	0 0	1 0	4 0	0 0	5 0	0 0	0 0	2 0	0 0	2 0	7 0			
TRAF AMPHTMINE 400+	0 0	1 0	0 0	0 0	1 0	0 0	1 0	0 0	0 0	1 0	2 0			
CNSPIRE TRAFFIC CNTR	0 0	3 0	0 0	0 0	3 0	1 0	1 0	0 0	0 0	2 0	5 0			
TRANSACTIONS DRUG OB	0 0	0 0	1 0	0 0	1 0	0 0	0 0	0 0	0 0	0 0	1 0			
TRANSACTIONS CNTRFT	1 0	2 0	0 0	0 0	3 0	0 0	0 0	1 0	0 0	1 0	4 0			
USE COMM FACLT Y VIO	2 0	6 0	6 0	0 0	14 0	1 0	2 0	2 0	0 0	5 0	19 0			
ATT/CONSPRCY COMMT C	2 0	21 0	13 0	0 0	36 0	1 0	13 0	9 0	0 0	23 0	59 0			
UNAUTH DIST CONTRLLD	1 0	4 0	7 0	0 0	12 0	0 0	1 0	2 0	0 0	3 0	15 0			
ILLGL DIST CONTRLLD	2 0	11 0	8 0	0 0	21 0	0 0	3 0	0 0	0 0	3 0	24 0			
VIOL MOTOR VEHICLE L	13 0	141 0	128 0	0 0	282 0	0 0	29 0	22 0	0 0	51 0	333 0			
ALTER CAR TITLE	0 0	1 0	5 0	0 0	6 0	0 0	0 0	0 0	0 0	0 0	6 0			
CHOP SHOP VIOLATION	0 0	1 0	0 0	0 0	1 0	0 0	0 0	0 0	0 0	0 0	1 0			
DRVNG HABTL VIOLATOR	3 0	941 2	1242 4	0 0	2186 2	0 0	69 0	100 1	0 0	169 1	2355 2			
HABIT TRAF VOIL/IMPA	0 0	153 0	197 1	0 0	350 0	0 0	13 0	27 0	0 0	40 0	390 0			
HABIT TRAF VIOL/OTHE	2 0	211 0	199 1	0 0	412 0	0 0	14 0	14 0	0 0	28 0	440 0			
DSTL ALCOHOL BEVERAG	0 0	0 0	3 0	0 0	3 0	0 0	0 0	0 0	0 0	0 0	3 0			
POSS UNAUTHORIZED ST	0 0	0 0	0 0	0 0	0 0	0 0	1 0	0 0	0 0	1 0	1 0			
POSS CONTRABAND ARTI	2 0	4 0	2 0	0 0	8 0	0 0	0 0	1 0	0 0	1 0	9 0			
TRNSPRT CONTRABAND A	2 0	1 0	0 0	0 0	3 0	0 0	1 0	1 0	0 0	2 0	5 0			
CONCEAL CONTRABAND	0 0	2 0	0 0	0 0	2 0	0 0	0 0	0 0	0 0	0 0	2 0			
MISC MRALS/PBLIC H/S	2 0	5 0	7 0	0 0	14 0	0 0	0 0	1 0	0 0	1 0	15 0			
VIOL GAME AND FISH L	0 0	1 0	1 0	0 0	2 0	0 0	0 0	0 0	0 0	0 0	2 0			
MISC CORRECTIONL INS	4 0	7 0	4 0	0 0	15 0	0 0	4 0	1 0	0 0	5 0	20 0			
VIOLATN OTHR STATES	28 0	193 0	84 0	0 0	305 0	10 0	84 0	33 0	0 0	127 0	432 0			
CONSPIRACY	14 0	39 0	17 0	0 0	70 0	3 0	30 0	9 0	0 0	42 0	112 0			
INTERMARRIAGE CLOSE	0 0	0 0	0 0	0 0	0 0	0 0	1 0	0 0	0 0	1 0	1 0			
CRMNL ATMP T	36 0	190 0	106 0	0 0	332 0	7 0	64 0	43 1	0 0	114 0	446 0			
AIRCRAFT HIJACKING	0 0	2 0	0 0	0 0	2 0	0 0	0 0	0 0	0 0	0 0	2 0			
UNAUTH DIST RECRD DE	2 0	4 0	5 0	0 0	11 0	0 0	0 0	0 0	0 0	0 0	11 0			

(continued)

Probationer Statistical Profile

Sample: Active & admin probationers, not in facilities
Act probationers 11/19/2002

Requestor: Nancy Phillips, Statistician

Most serious offense by current age & sex (continued)

Most serious offense	M e n					W o m e n					Grand Total %
	age 00-21 %	age 22-39 %	age 40-98 %	age UNKWN %	Men Total %	age 00-21 %	age 22-39 %	age 40-98 %	age UNKWN %	Women Total %	
CRMNL SOLICITATION	0 0	13 0	9 0	0 0	22 0	1 0	5 0	2 0	0 0	8 0	30 0
PARTY TO A CRIME	5 0	12 0	2 0	0 0	19 0	1 0	5 0	4 0	0 0	10 0	29 0
CRMNL TRESPASSING	1 0	6 0	4 0	0 0	11 0	0 0	0 0	2 0	0 0	2 0	13 0
GANG PARTICIPATION	2 0	1 0	0 0	0 0	3 0	0 0	0 0	0 0	0 0	0 0	3 0
Total reported	10211	57881	28955	0	97047	2129	16862	8067	0	27058	124105
Percent Reported	99.9	100.0	100.0		100.0	100.0	100.0	100.0		100.0	100.0
NOT REPORTED	6	25	8	0	39	0	6	3	0	9	48
Total	10217	57906	28963	0	97086	2129	16868	8070	0	27067	124153

Probationer Statistical Profile

Sample: Active & admin probationers, not in facilities
Act probationers 11/19/2002

Requestor: Nancy Phillips, Statistician

Most serious crime type by current age & sex

Crime type	Men					Women					Grand Total	%
	age 00-21	age 22-39	age 40-98	age UNKWN	Men Total	age 00-21	age 22-39	age 40-98	age UNKWN	Women Total		
VIOL/PERSN	1038	8956	5059	0	15053	223	1890	852	0	2965	18018	15
NVIOL/PERS	170	701	354	0	1225	23	74	43	0	140	1365	1
PROPERTY	4737	19318	7650	0	31705	1300	9030	3577	0	13907	45612	37
DRUG SALES	750	4826	1804	0	7380	79	740	489	0	1308	8688	7
DRUG POSSN	2435	16139	7782	0	26356	374	4062	2456	0	6892	33248	27
ALCOHOL	2	11	14	0	27	0	0	2	0	2	29	0
HABIT/DUI	28	1551	1865	0	3444	2	145	185	0	332	3776	3
SEX OFFEND	519	2443	2282	0	5244	14	119	57	0	190	5434	4
OTHER	538	3961	2153	0	6652	114	808	409	0	1331	7983	6
Total reported	10217	57906	28963	0	97086	2129	16868	8070	0	27067	124153	
Percent Reported	100.0	100.0	100.0		100.0	100.0	100.0	100.0		100.0	100.0	
NOT REPORTED	0	0	0	0	0	0	0	0	0	0	0	0
Total	10217	57906	28963	0	97086	2129	16868	8070	0	27067	124153	