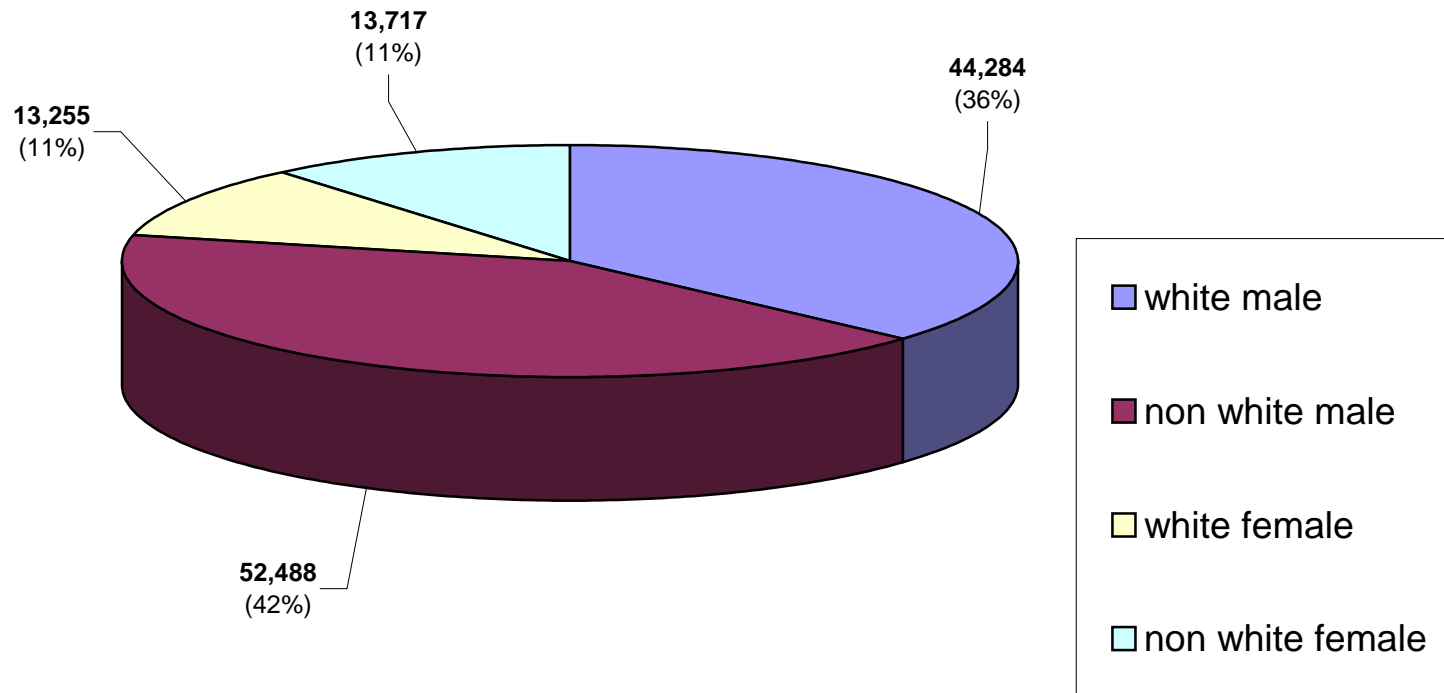
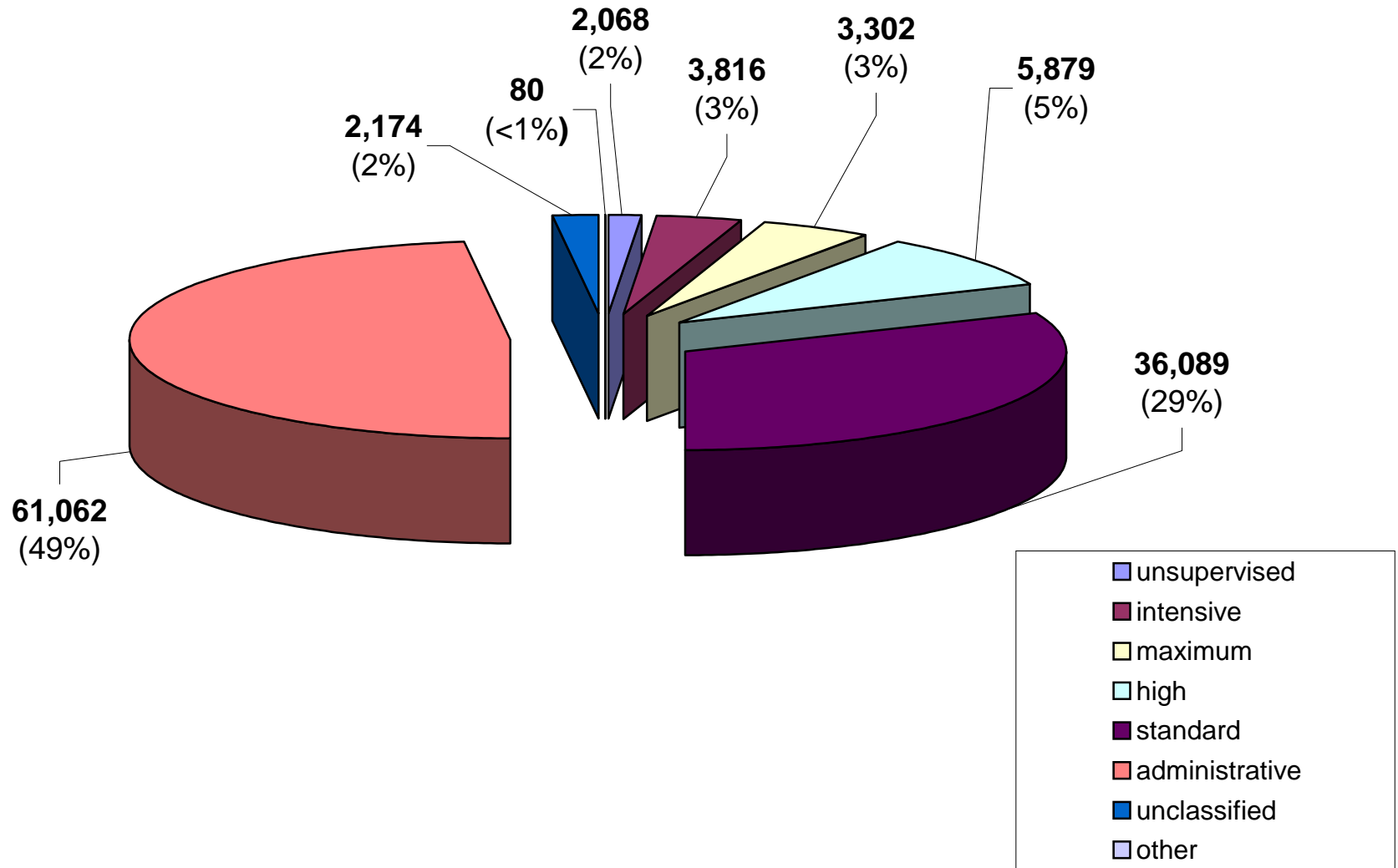


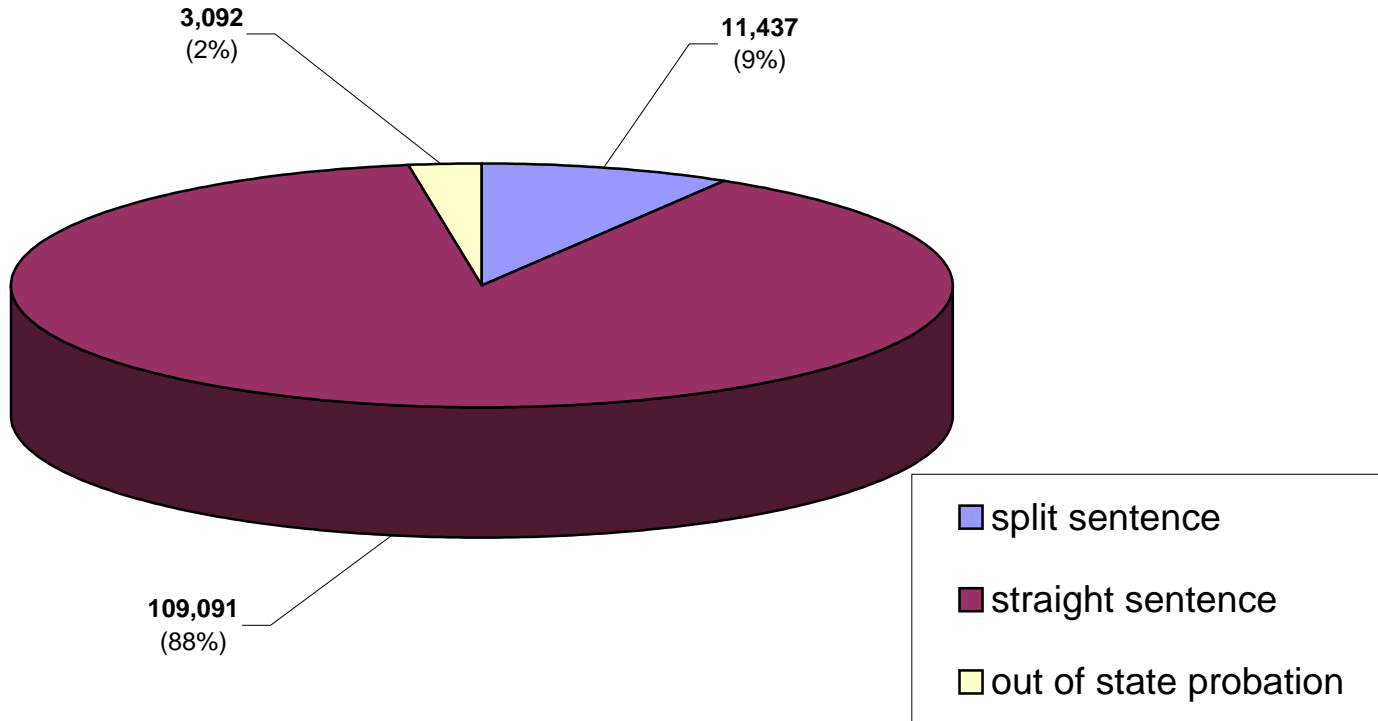
**Active Probationers By Race & Gender**



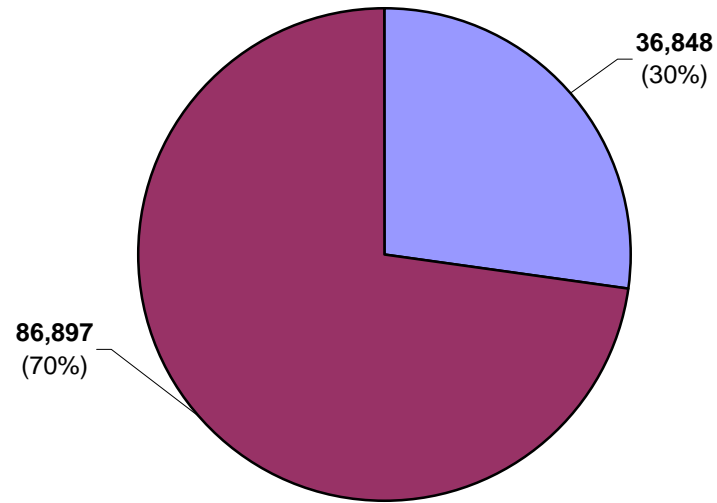
# Active Probationers By Current Supervision Type



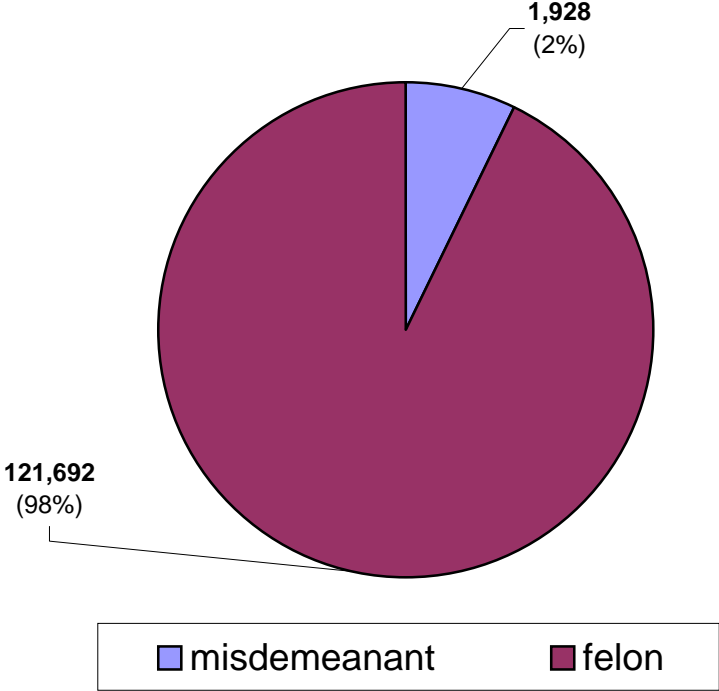
**Active Probationers By Case Type**



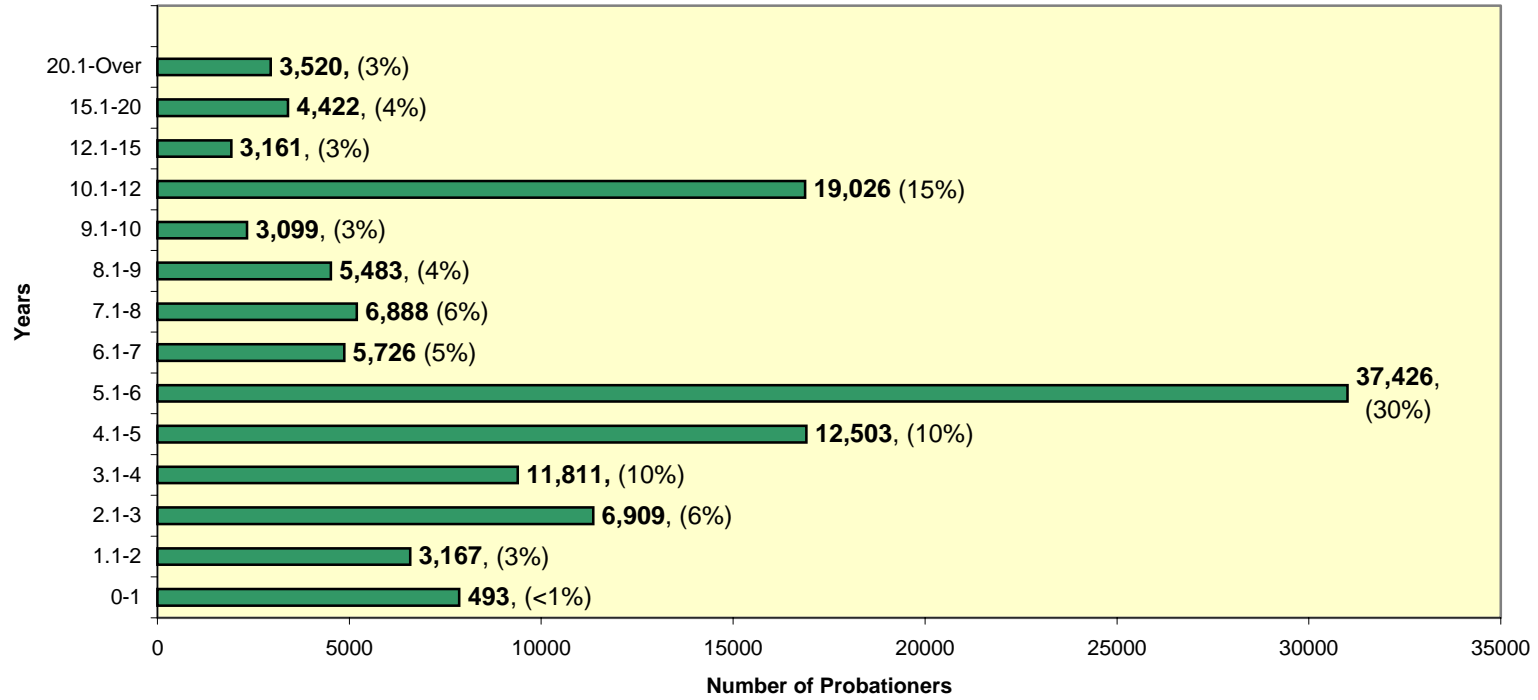
### Active Probationers By First Offender Status



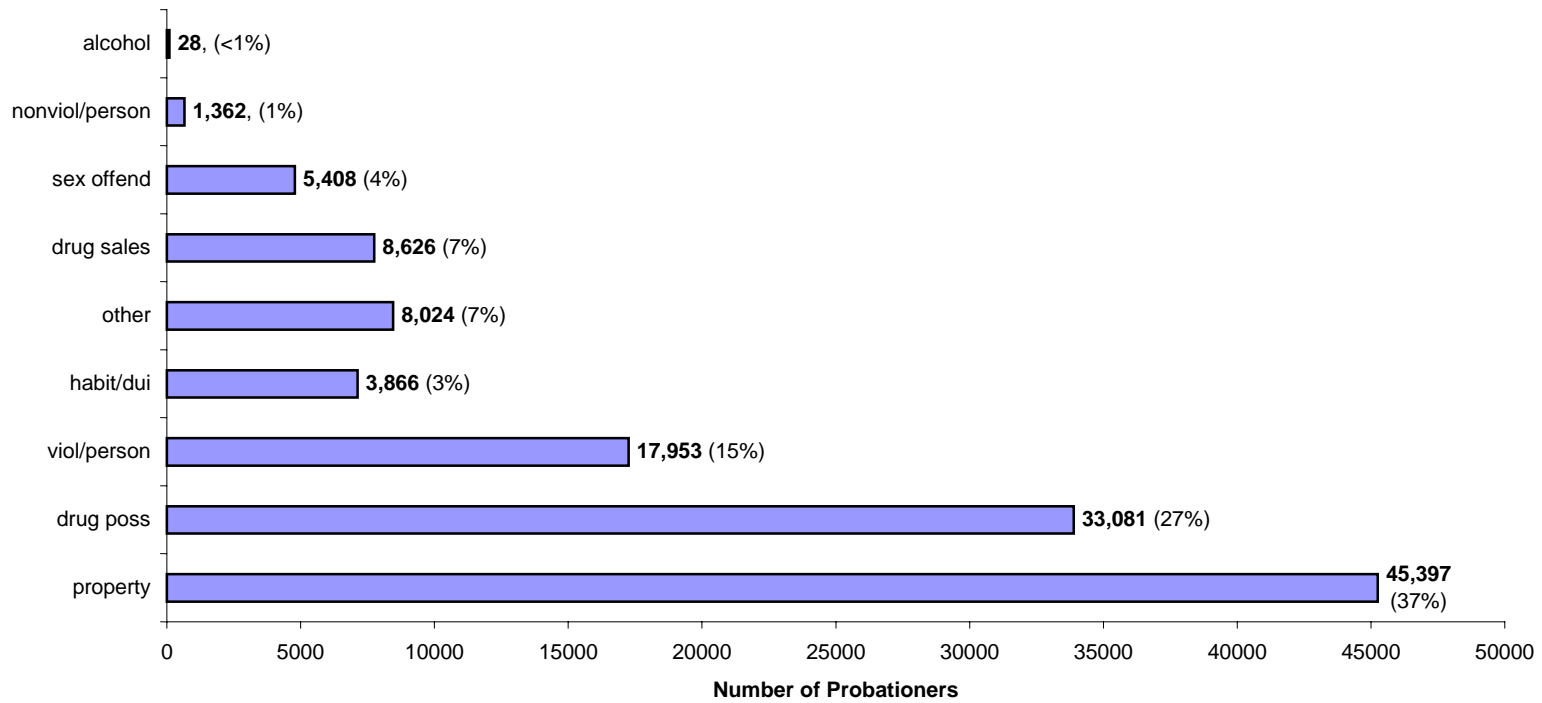
**Active Probationer By Sentence Type**



### Active Probationers By Sentence Length



### Active Probationers by Crime Type



Probationer Statistical Profile

Table of contents for Active & admin probationers, not in facilities

Title	Page
-----	----
Race and sex	2
Current supervision type	3
County of conviction	4
Circuit of conviction	9
Circuit of supervision	11
Sentence length in years	13
Time served in years	14
Time left to serve	15
Case type	16
Release type	17
First offender status	18
Type probationer	19
Most serious crime by group	20
Most serious offense	21
Most serious crime type	32



Probationer Statistical Profile

Sample: Active & admin probationers, not in facilities  
Act probationers 10/22/2002

Requestor: Nancy Phillips, Statistician

Race and sex by current age & sex

Race and sex	M e n					W o m e n					Grand Total %
	age 00-21 %	age 22-39 %	age 40-98 %	age UNKWN %	Men Total %	age 00-21 %	age 22-39 %	age 40-98 %	age UNKWN %	Women Total %	
WHITE MALE	4461 44	25513 44	14310 50	0 0	44284 46	0 0	0 0	0 0	0 0	0 0	44284 36
NON WHITE MALE	5722 56	32199 56	14567 50	0 0	52488 54	0 0	0 0	0 0	0 0	0 0	52488 42
WHITE FEMALE	0 0	0 0	0 0	0 0	0 0	942 44	8002 48	4311 54	0 0	13255 49	13255 11
NON WHITE FEMALE	0 0	0 0	0 0	0 0	0 0	1198 56	8833 52	3686 46	0 0	13717 51	13717 11
Total reported	10183	57712	28877	0	96772	2140	16835	7997	0	26972	123744
Percent Reported	100.0	100.0	100.0		100.0	100.0	100.0	100.0		100.0	100.0
NOT REPORTED	0	0	1	0	1	0	0	0	0	0	1
Total	10183	57712	28878	0	96773	2140	16835	7997	0	26972	123745
AVERAGE W-AGE	19.90	29.65	47.72	.00	34.01	20.01	30.38	46.31	.00	34.28	34.07

\*\*\* Average age excludes missing dates of birth

Probationer Statistical Profile

Sample: Active & admin probationers, not in facilities  
Act probationers 10/22/2002

Requestor: Nancy Phillips, Statistician

Current supervision type by current age & sex

Curr supv type	M e n							W o m e n							Grand Total %
	age 00-21 %	age 22-39 %	age 40-98 %	age UNKWN %	Men Total %	age 00-21 %	age 22-39 %	age 40-98 %	age UNKWN %	Women Total %					
UNSUPERVISED	58 1	1064 2	557 2	0 0	1679 2	12 1	254 2	123 2	0 0	389 1	2068 2				
WARRANT	0 0	2 0	0 0	0 0	2 0	0 0	0 0	0 0	0 0	0 0	2 0				
BC AFTERCARE	0 0	0 0	0 0	0 0	0 0	0 0	0 0	0 0	0 0	0 0	0 0				
HOME CONFINEMENT	0 0	1 0	0 0	0 0	1 0	0 0	0 0	0 0	0 0	0 0	1 0				
INTENSIVE	659 6	1749 3	656 2	0 0	3064 3	96 4	483 3	173 2	0 0	752 3	3816 3				
MAXIMUM	289 3	1733 3	907 3	0 0	2929 3	31 1	219 1	123 2	0 0	373 1	3302 3				
HIGH	606 6	2945 5	1398 5	0 0	4949 5	95 4	573 3	262 3	0 0	930 3	5879 5				
MEDIUM	1086 11	4391 8	2022 7	0 0	7499 8	169 8	1181 7	506 6	0 0	1856 7	9355 8				
STANDARD	4893 48	14736 26	7092 25	0 0	26721 28	1299 61	5823 35	2246 28	0 0	9368 35	36089 29				
ADMINISTRATIVE	2419 24	30002 52	15681 54	0 0	48102 50	419 20	8086 48	4455 56	0 0	12960 48	61062 49				
FINANCIAL	0 0	13 0	58 0	0 0	71 0	0 0	2 0	2 0	0 0	4 0	75 0				
OBSOLETE CODES	0 0	0 0	0 0	0 0	0 0	0 0	0 0	0 0	0 0	0 0	0 0				
UNCLASSIFIED	173 2	1076 2	507 2	0 0	1756 2	19 1	214 1	107 1	0 0	340 1	2096 2				
Total reported	10183	57712	28878	0	96773	2140	16835	7997	0	26972	123745				
Percent Reported	100.0	100.0	100.0		100.0	100.0	100.0	100.0		100.0	100.0				
NOT REPORTED	0	0	0	0	0	0	0	0	0	0	0				
Total	10183	57712	28878	0	96773	2140	16835	7997	0	26972	123745				

Probationer Statistical Profile

Sample: Active & admin probationers, not in facilities  
Act probationers 10/22/2002

Requestor: Nancy Phillips, Statistician

County of conviction by current age & sex

County	Men							Women							Grand Total	%						
	age 00-21	%	age 22-39	%	age 40-98	%	UNKWN	Men Total	%	age 00-21	%	age 22-39	%	age 40-98			%	UNKWN	Women Total	%		
Appling	27	0	135	0	59	0	0	0	221	0	2	0	27	0	10	0	0	0	39	0	260	0
Atkinson	9	0	69	0	49	0	0	0	127	0	2	0	16	0	9	0	0	0	27	0	154	0
Bacon	9	0	53	0	28	0	0	0	90	0	1	0	8	0	6	0	0	0	15	0	105	0
Baker	1	0	38	0	17	0	0	0	56	0	0	0	3	0	1	0	0	0	4	0	60	0
Baldwin	110	1	596	1	245	1	0	0	951	1	18	1	135	1	82	1	0	0	235	1	1186	1
Banks	17	0	115	0	97	0	0	0	229	0	6	0	40	0	20	0	0	0	66	0	295	0
Barrow	50	0	271	0	201	1	0	0	522	1	15	1	109	1	51	1	0	0	175	1	697	1
Bartow	98	1	880	2	496	2	0	0	1474	2	23	1	299	2	119	1	0	0	441	2	1915	2
Ben Hill	23	0	166	0	86	0	0	0	275	0	7	0	53	0	20	0	0	0	80	0	355	0
Berrien	27	0	140	0	82	0	0	0	249	0	12	1	35	0	18	0	0	0	65	0	314	0
Bibb	253	2	1615	3	810	3	0	0	2678	3	45	2	502	3	233	3	0	0	780	3	3458	3
Bleckley	22	0	117	0	42	0	0	0	181	0	8	0	39	0	13	0	0	0	60	0	241	0
Brantley	10	0	66	0	50	0	0	0	126	0	0	0	17	0	5	0	0	0	22	0	148	0
Brooks	31	0	146	0	59	0	0	0	236	0	2	0	20	0	14	0	0	0	36	0	272	0
Bryan	28	0	81	0	37	0	0	0	146	0	3	0	14	0	9	0	0	0	26	0	172	0
Bulloch	122	1	499	1	155	1	0	0	776	1	16	1	139	1	38	0	0	0	193	1	969	1
Burke	22	0	113	0	55	0	0	0	190	0	5	0	24	0	13	0	0	0	42	0	232	0
Butts	22	0	174	0	76	0	0	0	272	0	4	0	45	0	27	0	0	0	76	0	348	0
Calhoun	9	0	77	0	37	0	0	0	123	0	1	0	22	0	9	0	0	0	32	0	155	0
Camden	47	0	210	0	82	0	0	0	339	0	10	0	48	0	29	0	0	0	87	0	426	0
Candler	15	0	63	0	39	0	0	0	117	0	3	0	36	0	13	0	0	0	52	0	169	0
Carroll	98	1	499	1	214	1	0	0	811	1	22	1	149	1	75	1	0	0	246	1	1057	1
Catoosa	55	1	340	1	139	0	0	0	534	1	21	1	113	1	62	1	0	0	196	1	730	1
Charlton	9	0	55	0	28	0	0	0	92	0	2	0	9	0	7	0	0	0	18	0	110	0
Chatham	383	4	1596	3	788	3	0	0	2767	3	88	4	609	4	298	4	0	0	995	4	3762	3
Chattahoochee	6	0	21	0	10	0	0	0	37	0	1	0	7	0	4	0	0	0	12	0	49	0
Chattooga	31	0	222	0	121	0	0	0	374	0	12	1	73	0	33	0	0	0	118	0	492	0
Cherokee	179	2	801	1	412	1	0	0	1392	1	34	2	225	1	136	2	0	0	395	1	1787	1
Clarke	114	1	571	1	228	1	0	0	913	1	21	1	159	1	49	1	0	0	229	1	1142	1
Clay	6	0	36	0	20	0	0	0	62	0	1	0	4	0	6	0	0	0	11	0	73	0
Clayton	269	3	853	1	374	1	0	0	1496	2	108	5	396	2	128	2	0	0	632	2	2128	2
Clinch	15	0	84	0	56	0	0	0	155	0	3	0	22	0	6	0	0	0	31	0	186	0
Cobb	728	7	4427	8	2194	8	0	0	7349	8	152	7	1296	8	661	8	0	0	2109	8	9458	8
Coffee	42	0	230	0	121	0	0	0	393	0	2	0	70	0	39	0	0	0	111	0	504	0

(continued)

Probationer Statistical Profile

Sample: Active & admin probationers, not in facilities  
Act probationers 10/22/2002

Requestor: Nancy Phillips, Statistician

County of conviction by current age & sex (continued)

County	Men							Women							Grand Total	%						
	age	%	age	%	age	%	UNKWN	Men	age	%	age	%	age	%			UNKWN	Women				
Colquit	106	1	435	1	225	1	0	0	766	1	13	1	91	1	43	1	0	0	147	1	913	1
Columbia	86	1	321	1	122	0	0	0	529	1	14	1	87	1	52	1	0	0	153	1	682	1
Cook	25	0	242	0	123	0	0	0	390	0	2	0	63	0	24	0	0	0	89	0	479	0
Coweta	106	1	431	1	200	1	0	0	737	1	21	1	155	1	64	1	0	0	240	1	977	1
Crawford	10	0	50	0	27	0	0	0	87	0	2	0	7	0	9	0	0	0	18	0	105	0
Crisp	73	1	253	0	133	0	0	0	459	0	15	1	77	0	33	0	0	0	125	0	584	0
Dade	26	0	143	0	72	0	0	0	241	0	3	0	52	0	16	0	0	0	71	0	312	0
Dawson	13	0	123	0	68	0	0	0	204	0	6	0	43	0	28	0	0	0	77	0	281	0
Decatur	29	0	341	1	178	1	0	0	548	1	12	1	83	0	44	1	0	0	139	1	687	1
DeKalb	576	6	2736	5	1285	4	0	0	4597	5	139	6	828	5	320	4	0	0	1287	5	5884	5
Dodge	25	0	159	0	78	0	0	0	262	0	11	1	52	0	23	0	0	0	86	0	348	0
Dooly	19	0	119	0	49	0	0	0	187	0	1	0	29	0	14	0	0	0	44	0	231	0
Dougherty	331	3	2016	3	1066	4	0	0	3413	4	56	3	631	4	290	4	0	0	977	4	4390	4
Douglas	177	2	1399	2	823	3	0	0	2399	2	58	3	474	3	253	3	0	0	785	3	3184	3
Early	44	0	131	0	65	0	0	0	240	0	3	0	42	0	24	0	0	0	69	0	309	0
Echols	2	0	15	0	13	0	0	0	30	0	1	0	1	0	2	0	0	0	4	0	34	0
Effingham	35	0	179	0	97	0	0	0	311	0	15	1	56	0	31	0	0	0	102	0	413	0
Elbert	21	0	227	0	135	0	0	0	383	0	2	0	58	0	37	0	0	0	97	0	480	0
Emanuel	31	0	129	0	55	0	0	0	215	0	4	0	39	0	17	0	0	0	60	0	275	0
Evans	10	0	40	0	19	0	0	0	69	0	3	0	13	0	4	0	0	0	20	0	89	0
Fannin	28	0	162	0	129	0	0	0	319	0	5	0	74	0	20	0	0	0	99	0	418	0
Fayette	88	1	375	1	163	1	0	0	626	1	19	1	144	1	69	1	0	0	232	1	858	1
Floyd	125	1	876	2	519	2	0	0	1520	2	34	2	317	2	177	2	0	0	528	2	2048	2
Forsyth	58	1	360	1	197	1	0	0	615	1	6	0	122	1	53	1	0	0	181	1	796	1
Franklin	23	0	181	0	106	0	0	0	310	0	2	0	46	0	24	0	0	0	72	0	382	0
Fulton	644	6	4456	8	2193	8	0	0	7293	8	79	4	836	5	479	6	0	0	1394	5	8687	7
Gilmer	34	0	251	0	139	0	0	0	424	0	8	0	71	0	42	1	0	0	121	0	545	0
Glascocock	3	0	7	0	3	0	0	0	13	0	0	0	0	0	0	0	0	0	0	0	13	0
Glynn	120	1	595	1	285	1	0	0	1000	1	21	1	161	1	72	1	0	0	254	1	1254	1
Gordon	56	1	504	1	290	1	0	0	850	1	13	1	183	1	99	1	0	0	295	1	1145	1
Grady	30	0	210	0	114	0	0	0	354	0	4	0	52	0	26	0	0	0	82	0	436	0
Greene	39	0	207	0	85	0	0	0	331	0	5	0	43	0	17	0	0	0	65	0	396	0
Gwinnett	534	5	2816	5	1209	4	0	0	4559	5	115	5	818	5	367	5	0	0	1300	5	5859	5
Habersham	36	0	145	0	93	0	0	0	274	0	9	0	42	0	22	0	0	0	73	0	347	0
Hall	116	1	689	1	420	1	0	0	1225	1	32	1	268	2	116	1	0	0	416	2	1641	1

(continued)

Probationer Statistical Profile

Sample: Active & admin probationers, not in facilities  
Act probationers 10/22/2002

Requestor: Nancy Phillips, Statistician

County of conviction by current age & sex (continued)

County	Men					Women					Grand Total	%
	age 00-21	age 22-39	age 40-98	age UNKWN	Men Total	age 00-21	age 22-39	age 40-98	age UNKWN	Women Total		
Hancock	16	72	31	0	119	2	8	7	0	17	136	
Haralson	22	160	141	0	323	5	40	23	0	68	391	
Harris	30	120	64	0	214	4	20	13	0	37	251	
Hart	14	150	67	0	231	3	30	22	0	55	286	
Heard	6	47	35	0	88	1	9	6	0	16	104	
Henry	157	757	298	0	1212	42	219	94	0	355	1567	
Houston	147	702	355	0	1204	39	246	101	0	386	1590	
Irwin	15	81	53	0	149	1	14	7	0	22	171	
Jackson	46	273	157	0	476	5	91	47	0	143	619	
Jasper	18	65	41	0	124	2	13	9	0	24	148	
Jeff Davis	10	102	57	0	169	1	25	11	0	37	206	
Jefferson	34	126	59	0	219	1	18	6	0	25	244	
Jenkins	13	99	39	0	151	4	19	7	0	30	181	
Johnson	11	104	30	0	145	2	15	10	0	27	172	
Jones	30	208	111	0	349	5	31	23	0	59	408	
Lamar	15	181	62	0	258	6	39	12	0	57	315	
Lanier	11	85	48	0	144	3	16	7	0	26	170	
Laurens	62	395	204	0	661	3	71	30	0	104	765	
Lee	41	231	109	0	381	8	31	15	0	54	435	
Liberty	34	162	51	0	247	6	39	19	0	64	311	
Lincoln	12	53	34	0	99	1	9	9	0	19	118	
Long	17	37	21	0	75	2	5	6	0	13	88	
Lowndes	226	1057	431	0	1714	53	302	112	0	467	2181	
Lumpkin	11	151	84	0	246	3	45	26	0	74	320	
Macon	11	144	124	0	279	3	20	16	0	39	318	
Madison	35	146	95	0	276	3	34	23	0	60	336	
Marion	11	51	23	0	85	1	7	6	0	14	99	
McDuffie	21	170	79	0	270	2	36	19	0	57	327	
McIntosh	6	51	45	0	102	7	26	9	0	42	144	
Meriwether	32	156	94	0	282	3	36	20	0	59	341	
Miller	12	67	24	0	103	2	14	6	0	22	125	
Mitchell	29	347	147	0	523	7	68	33	0	108	631	
Monroe	12	205	91	0	308	4	53	19	0	76	384	
Montgomery	13	61	26	0	100	0	10	9	0	19	119	
Morgan	9	142	74	0	225	2	14	17	0	33	258	

(continued)

Probationer Statistical Profile

Sample: Active & admin probationers, not in facilities  
Act probationers 10/22/2002

Requestor: Nancy Phillips, Statistician

County of conviction by current age & sex (continued)

County	Men							Women							Grand Total %							
	age 00-21 %	age 22-39 %	age 40-98 %	age UNKWN %	Men Total %	age 00-21 %	age 22-39 %	age 40-98 %	age UNKWN %	Women Total %												
Murray	30	0	140	0	66	0	0	0	236	0	4	0	50	0	24	0	0	0	78	0	314	0
Muscogee	284	3	1287	2	686	2	0	0	2257	2	80	4	533	3	253	3	0	0	866	3	3123	3
Newton	81	1	777	1	450	2	0	0	1308	1	17	1	199	1	113	1	0	0	329	1	1637	1
Oconee	9	0	57	0	32	0	0	0	98	0	5	0	17	0	9	0	0	0	31	0	129	0
Oglethorpe	10	0	94	0	40	0	0	0	144	0	2	0	9	0	11	0	0	0	22	0	166	0
Paulding	56	1	306	1	177	1	0	0	539	1	8	0	55	0	48	1	0	0	111	0	650	1
Peach	32	0	180	0	66	0	0	0	278	0	0	0	36	0	14	0	0	0	50	0	328	0
Pickens	27	0	154	0	92	0	0	0	273	0	3	0	64	0	25	0	0	0	92	0	365	0
Pierce	13	0	52	0	26	0	0	0	91	0	0	0	20	0	6	0	0	0	26	0	117	0
Pike	6	0	45	0	25	0	0	0	76	0	0	0	6	0	3	0	0	0	9	0	85	0
Polk	32	0	341	1	211	1	0	0	584	1	4	0	69	0	45	1	0	0	118	0	702	1
Pulaski	22	0	70	0	40	0	0	0	132	0	1	0	22	0	10	0	0	0	33	0	165	0
Putnam	26	0	223	0	114	0	0	0	363	0	9	0	35	0	24	0	0	0	68	0	431	0
Quitman	7	0	20	0	11	0	0	0	38	0	2	0	3	0	5	0	0	0	10	0	48	0
Rabun	30	0	72	0	50	0	0	0	152	0	4	0	15	0	18	0	0	0	37	0	189	0
Randolph	10	0	97	0	39	0	0	0	146	0	1	0	27	0	17	0	0	0	45	0	191	0
Richmond	286	3	1340	2	629	2	0	0	2255	2	78	4	526	3	224	3	0	0	828	3	3083	2
Rockdale	71	1	317	1	148	1	0	0	536	1	23	1	114	1	51	1	0	0	188	1	724	1
Schley	6	0	50	0	32	0	0	0	88	0	1	0	12	0	6	0	0	0	19	0	107	0
Screven	22	0	129	0	77	0	0	0	228	0	5	0	29	0	28	0	0	0	62	0	290	0
Seminole	18	0	113	0	51	0	0	0	182	0	2	0	29	0	10	0	0	0	41	0	223	0
Spalding	78	1	435	1	228	1	0	0	741	1	19	1	181	1	79	1	0	0	279	1	1020	1
Stephens	30	0	149	0	77	0	0	0	256	0	8	0	56	0	26	0	0	0	90	0	346	0
Stewart	4	0	76	0	43	0	0	0	123	0	1	0	10	0	12	0	0	0	23	0	146	0
Sumter	67	1	564	1	365	1	0	0	996	1	8	0	165	1	90	1	0	0	263	1	1259	1
Talbot	7	0	48	0	20	0	0	0	75	0	0	0	4	0	6	0	0	0	10	0	85	0
Taliaferro	4	0	8	0	6	0	0	0	18	0	1	0	1	0	1	0	0	0	3	0	21	0
Tattnall	10	0	82	0	49	0	0	0	141	0	2	0	11	0	9	0	0	0	22	0	163	0
Taylor	11	0	69	0	38	0	0	0	118	0	3	0	6	0	3	0	0	0	12	0	130	0
Telfair	23	0	136	0	52	0	0	0	211	0	4	0	45	0	18	0	0	0	67	0	278	0
Terrell	16	0	146	0	46	0	0	0	208	0	7	0	35	0	18	0	0	0	60	0	268	0
Thomas	118	1	674	1	304	1	0	0	1096	1	23	1	158	1	65	1	0	0	246	1	1342	1
Tift	31	0	353	1	179	1	0	0	563	1	4	0	86	1	38	0	0	0	128	0	691	1
Toombs	42	0	166	0	96	0	0	0	304	0	8	0	67	0	24	0	0	0	99	0	403	0
Towns	6	0	42	0	22	0	0	0	70	0	1	0	16	0	5	0	0	0	22	0	92	0

(continued)

Probationer Statistical Profile

Sample: Active & admin probationers, not in facilities  
Act probationers 10/22/2002

Requestor: Nancy Phillips, Statistician

County of conviction by current age & sex (continued)

County	Men					Women					Grand Total %
	age 00-21 %	age 22-39 %	age 40-98 %	age UNKWN %	Men Total %	age 00-21 %	age 22-39 %	age 40-98 %	age UNKWN %	Women Total %	
Treutlen	15 0	77 0	48 0	0 0	140 0	2 0	22 0	15 0	0 0	39 0	179 0
Troup	114 1	461 1	222 1	0 0	797 1	24 1	192 1	72 1	0 0	288 1	1085 1
Turner	14 0	91 0	43 0	0 0	148 0	3 0	12 0	10 0	0 0	25 0	173 0
Twiggs	5 0	67 0	35 0	0 0	107 0	4 0	16 0	10 0	0 0	30 0	137 0
Union	16 0	66 0	47 0	0 0	129 0	7 0	22 0	17 0	0 0	46 0	175 0
Upson	51 1	150 0	58 0	0 0	259 0	7 0	43 0	19 0	0 0	69 0	328 0
Walker	66 1	375 1	199 1	0 0	640 1	16 1	109 1	53 1	0 0	178 1	818 1
Walton	90 1	651 1	389 1	0 0	1130 1	12 1	151 1	69 1	0 0	232 1	1362 1
Ware	35 0	248 0	129 0	0 0	412 0	6 0	82 0	31 0	0 0	119 0	531 0
Warren	8 0	41 0	26 0	0 0	75 0	0 0	3 0	1 0	0 0	4 0	79 0
Washington	30 0	116 0	62 0	0 0	208 0	1 0	31 0	21 0	0 0	53 0	261 0
Wayne	33 0	249 0	115 0	0 0	397 0	10 0	62 0	27 0	0 0	99 0	496 0
Webster	10 0	32 0	28 0	0 0	70 0	3 0	6 0	1 0	0 0	10 0	80 0
Wheeler	5 0	30 0	29 0	0 0	64 0	1 0	7 0	8 0	0 0	16 0	80 0
White	21 0	108 0	81 0	0 0	210 0	2 0	34 0	16 0	0 0	52 0	262 0
Whitfield	122 1	636 1	286 1	0 0	1044 1	30 1	238 1	113 1	0 0	381 1	1425 1
Wilcox	15 0	44 0	23 0	0 0	82 0	0 0	7 0	3 0	0 0	10 0	92 0
Wilkes	13 0	71 0	44 0	0 0	128 0	1 0	12 0	9 0	0 0	22 0	150 0
Wilkinson	10 0	77 0	40 0	0 0	127 0	1 0	25 0	8 0	0 0	34 0	161 0
Worth	23 0	166 0	88 0	0 0	277 0	4 0	26 0	21 0	0 0	51 0	328 0
Out of state	206 2	1498 3	605 2	0 0	2309 2	49 2	530 3	180 2	0 0	759 3	3068 2
Total reported	10182	57706	28873	0	96761	2140	16835	7995	0	26970	123731
Percent Reported	100.0	100.0	100.0		100.0	100.0	100.0	100.0		100.0	100.0
Not reported	1	6	5	0	12	0	0	2	0	2	14
Total	10183	57712	28878	0	96773	2140	16835	7997	0	26972	123745

Probationer Statistical Profile

Sample: Active & admin probationers, not in facilities  
Act probationers 10/22/2002

Requestor: Nancy Phillips, Statistician

Circuit of conviction by current age & sex

Circuit of conv	Men								Women								Grand Total	%				
	age	%	age	%	age	%	age	%	Men	%	age	%	age	%	Women	%						
	00-21	22-39	40-98	UNKWN	00-21	22-39	40-98	UNKWN	00-21	22-39	40-98	UNKWN	00-21	22-39	40-98	UNKWN						
Alapaha	87	1	620	1	358	1	0	0	1065	1	22	1	152	1	64	1	0	0	238	1	1303	1
Alcovy	171	2	1428	3	839	3	0	0	2438	3	29	1	350	2	182	2	0	0	561	2	2999	2
Atlanta	644	6	4456	8	2193	8	0	0	7293	8	79	4	836	5	479	6	0	0	1394	5	8687	7
Atlantic	105	1	453	1	222	1	0	0	780	1	23	1	108	1	56	1	0	0	187	1	967	1
Augusta	394	4	1774	3	806	3	0	0	2974	3	97	5	637	4	289	4	0	0	1023	4	3997	3
Blue Ridge	179	2	801	1	412	1	0	0	1392	1	34	2	225	1	136	2	0	0	395	2	1787	1
Brunswick	237	2	1291	2	598	2	0	0	2126	2	44	2	323	2	149	2	0	0	516	2	2642	2
Chattahoochee	349	3	1595	3	841	3	0	0	2785	3	89	4	577	4	285	4	0	0	951	4	3736	3
Cherokee	154	2	1384	2	786	3	0	0	2324	2	36	2	482	3	218	3	0	0	736	3	3060	3
Clayton	268	3	850	2	373	1	0	0	1491	2	108	5	395	2	128	2	0	0	631	2	2122	2
Cobb	728	7	4424	8	2189	8	0	0	7341	8	152	7	1293	8	660	8	0	0	2105	8	9446	8
Conasauga	152	2	776	1	352	1	0	0	1280	1	34	2	288	2	137	2	0	0	459	2	1739	1
Cordele	130	1	582	1	291	1	0	0	1003	1	23	1	166	1	70	1	0	0	259	1	1262	1
Coweta	356	4	1594	3	765	3	0	0	2715	3	71	3	541	3	237	3	0	0	849	3	3564	3
Dougherty	331	3	2016	4	1066	4	0	0	3413	4	56	3	631	4	290	4	0	0	977	4	4390	4
Dublin	93	1	643	1	317	1	0	0	1053	1	11	1	124	1	65	1	0	0	200	1	1253	1
Eastern	383	4	1595	3	788	3	0	0	2766	3	88	4	609	4	298	4	0	0	995	4	3761	3
Flint	157	2	757	1	298	1	0	0	1212	1	42	2	219	1	94	1	0	0	355	1	1567	1
Griffin	223	2	1005	2	474	2	0	0	1702	2	45	2	374	2	170	2	0	0	589	2	2291	2
Gwinnett	534	5	2816	5	1209	4	0	0	4559	5	115	5	818	5	366	5	0	0	1299	5	5858	5
Houston	147	1	702	1	355	1	0	0	1204	1	39	2	246	2	101	1	0	0	386	1	1590	1
Lookout Mountain	178	2	1080	2	531	2	0	0	1789	2	52	2	347	2	164	2	0	0	563	2	2352	2
Macon	295	3	1845	3	903	3	0	0	3043	3	47	2	545	3	256	3	0	0	848	3	3891	3
Middle	152	2	600	1	311	1	0	0	1063	1	17	1	191	1	81	1	0	0	289	1	1352	1
Mountain	96	1	366	1	220	1	0	0	682	1	21	1	113	1	66	1	0	0	200	1	882	1
Northeastern	129	1	812	1	488	2	0	0	1429	2	38	2	311	2	144	2	0	0	493	2	1922	2
Northern	103	1	798	1	443	2	0	0	1344	1	12	1	177	1	117	1	0	0	306	1	1650	1
Ocmulgee	258	3	1590	3	741	3	0	0	2589	3	44	2	304	2	187	2	0	0	535	2	3124	3
Oconee	110	1	573	1	267	1	0	0	950	1	25	1	175	1	81	1	0	0	281	1	1231	1
Ogeechee	192	2	906	2	368	1	0	0	1466	2	40	2	243	1	104	1	0	0	387	1	1853	2
Pataula	113	1	610	1	256	1	0	0	979	1	18	1	154	1	86	1	0	0	258	1	1237	1
Piedmont	113	1	659	1	455	2	0	0	1227	1	26	1	240	1	118	2	0	0	384	1	1611	1
Rome	125	1	876	2	519	2	0	0	1520	2	34	2	317	2	177	2	0	0	528	2	2048	2
South Georgia	98	1	1013	2	493	2	0	0	1604	2	24	1	228	1	113	1	0	0	365	1	1969	2

(continued)



Probationer Statistical Profile

Sample: Active & admin probationers, not in facilities  
Act probationers 10/22/2002

Requestor: Nancy Phillips, Statistician

Circuit of conviction by current age & sex (continued)

Circuit of conv	M e n								W o m e n								Grand Total %
	age 00-21 %	age 22-39 %	age 40-98 %	age UNKWN %	Men Total %	age 00-21 %	age 22-39 %	age 40-98 %	age UNKWN %	Women Total %							
Southern	483 5	2327 4	1032 4	0 0	3842 4	92 4	572 4	236 3	0 0	900 3	4742 4						
Southwestern	139 1	1097 2	701 2	0 0	1937 2	24 1	244 1	140 2	0 0	408 2	2345 2						
Stone Mountain	576 6	2736 5	1285 5	0 0	4597 5	139 7	828 5	320 4	0 0	1287 5	5884 5						
Tallapoosa	54 1	501 1	352 1	0 0	907 1	9 0	109 1	68 1	0 0	186 1	1093 1						
Tifton	83 1	691 1	363 1	0 0	1137 1	12 1	138 1	76 1	0 0	226 1	1363 1						
Toombs	61 1	350 1	192 1	0 0	603 1	5 0	61 0	39 0	0 0	105 0	708 1						
Waycross	118 1	704 1	382 1	0 0	1204 1	11 1	206 1	94 1	0 0	311 1	1515 1						
Western	123 1	628 1	260 1	0 0	1011 1	26 1	176 1	58 1	0 0	260 1	1271 1						
Rockdale	71 1	317 1	148 1	0 0	536 1	23 1	114 1	51 1	0 0	188 1	724 1						
Douglas	177 2	1399 2	823 3	0 0	2399 3	58 3	474 3	253 3	0 0	785 3	3184 3						
Appalachian	89 1	567 1	360 1	0 0	1016 1	16 1	209 1	87 1	0 0	312 1	1328 1						
Enotah	54 1	367 1	234 1	0 0	655 1	13 1	117 1	64 1	0 0	194 1	849 1						
Forsyth-Bell	58 1	360 1	197 1	0 0	615 1	6 0	122 1	53 1	0 0	181 1	796 1						
Towaliga	49 0	560 1	229 1	0 0	838 1	14 1	137 1	58 1	0 0	209 1	1047 1						
OUT OF STATE	206 2	1499 3	605 2	0 0	2310 2	49 2	530 3	180 2	0 0	759 3	3069 3						
Total reported	10125	57393	28690	0	96208	2132	16776	7945	0	26853	123061						
Percent Reported	99.4	99.4	99.3		99.4	99.6	99.6	99.3		99.6	99.4						
NOT REPORTED	58	319	188	0	565	8	59	52	0	119	684						
Total	10183	57712	28878	0	96773	2140	16835	7997	0	26972	123745						

Probationer Statistical Profile

Sample: Active & admin probationers, not in facilities  
Act probationers 10/22/2002

Requestor: Nancy Phillips, Statistician

Circuit of supervision by current age & sex

Circuit of supv	M e n								W o m e n								Grand Total %					
	age 00-21 %	age 22-39 %	age 40-98 %	age UNKWN %	Men Total %	age 00-21 %	age 22-39 %	age 40-98 %	age UNKWN %	Women Total %												
Alapaha	83	1	614	1	332	1	0	0	1029	1	20	1	143	1	61	1	0	0	224	1	1253	1
Alcovy	153	2	1292	2	765	3	0	0	2210	2	33	2	322	2	178	2	0	0	533	2	2743	2
Atlanta	782	8	5546	10	2687	9	0	0	9015	9	130	6	1255	8	616	8	0	0	2001	7	11016	9
Atlantic	116	1	505	1	231	1	0	0	852	1	29	1	128	1	56	1	0	0	213	1	1065	1
Augusta	398	4	1895	3	854	3	0	0	3147	3	97	5	634	4	287	4	0	0	1018	4	4165	3
Blue Ridge	168	2	743	1	397	1	0	0	1308	1	32	2	228	1	130	2	0	0	390	1	1698	1
Brunswick	254	3	1340	2	632	2	0	0	2226	2	46	2	356	2	160	2	0	0	562	2	2788	2
Chattahoochee	351	3	1639	3	863	3	0	0	2853	3	87	4	576	3	289	4	0	0	952	4	3805	3
Cherokee	170	2	1402	2	762	3	0	0	2334	2	34	2	458	3	209	3	0	0	701	3	3035	2
Clayton	261	3	969	2	417	1	0	0	1647	2	94	4	397	2	140	2	0	0	631	2	2278	2
Cobb	692	7	4112	7	2008	7	0	0	6812	7	125	6	1141	7	578	7	0	0	1844	7	8656	7
Conasauga	167	2	864	2	391	1	0	0	1422	1	39	2	319	2	143	2	0	0	501	2	1923	2
Cordele	123	1	535	1	292	1	0	0	950	1	20	1	154	1	64	1	0	0	238	1	1188	1
Coweta	358	4	1667	3	814	3	0	0	2839	3	80	4	599	4	252	3	0	0	931	3	3770	3
Dougherty	324	3	1943	3	1032	4	0	0	3299	3	63	3	611	4	268	3	0	0	942	4	4241	3
Dublin	96	1	605	1	336	1	0	0	1037	1	11	1	134	1	69	1	0	0	214	1	1251	1
Eastern	383	4	1681	3	792	3	0	0	2856	3	83	4	612	4	304	4	0	0	999	4	3855	3
Flint	152	2	728	1	322	1	0	0	1202	1	36	2	222	1	86	1	0	0	344	1	1546	1
Griffin	205	2	956	2	471	2	0	0	1632	2	51	2	360	2	151	2	0	0	562	2	2194	2
Gwinnett	543	5	2822	5	1182	4	0	0	4547	5	130	6	838	5	380	5	0	0	1348	5	5895	5
Houston	139	1	644	1	329	1	0	0	1112	1	35	2	221	1	88	1	0	0	344	1	1456	1
Lookout Mountain	169	2	1093	2	569	2	0	0	1831	2	48	2	359	2	162	2	0	0	569	2	2400	2
Macon	319	3	1931	3	937	3	0	0	3187	3	52	2	588	4	279	4	0	0	919	3	4106	3
Middle	153	2	635	1	342	1	0	0	1130	1	18	1	193	1	86	1	0	0	297	1	1427	1
Mountain	94	1	400	1	229	1	0	0	723	1	18	1	136	1	69	1	0	0	223	1	946	1
Northeastern	145	1	930	2	521	2	0	0	1596	2	45	2	340	2	166	2	0	0	551	2	2147	2
Northern	118	1	772	1	447	2	0	0	1337	1	12	1	195	1	121	2	0	0	328	1	1665	1
Ocmulgee	239	2	1481	3	693	2	0	0	2413	3	39	2	306	2	178	2	0	0	523	2	2936	2
Oconee	102	1	555	1	252	1	0	0	909	1	24	1	172	1	86	1	0	0	282	1	1191	1
Ogeechee	171	2	838	1	368	1	0	0	1377	1	38	2	244	1	109	1	0	0	391	1	1768	1
Pataula	113	1	635	1	269	1	0	0	1017	1	18	1	173	1	88	1	0	0	279	1	1296	1
Piedmont	110	1	670	1	476	2	0	0	1256	1	24	1	223	1	105	1	0	0	352	1	1608	1
Rome	120	1	869	2	520	2	0	0	1509	2	33	2	318	2	181	2	0	0	532	2	2041	2
South Georgia	107	1	1027	2	483	2	0	0	1617	2	28	1	230	1	114	1	0	0	372	1	1989	2

(continued)

Probationer Statistical Profile

Sample: Active & admin probationers, not in facilities  
Act probationers 10/22/2002

Requestor: Nancy Phillips, Statistician

Circuit of supervision by current age & sex (continued)

Circuit of supv	M e n								W o m e n								Grand Total %					
	age 00-21	%	age 22-39	%	age 40-98	%	age UNKWN	%	Men Total	%	age 00-21	%	age 22-39	%	age 40-98	%		age UNKWN	%	Women Total	%	
Southern	479	5	2322	4	1082	4	0	0	3883	4	95	4	574	3	236	3	0	0	905	3	4788	4
Southwestern	133	1	1026	2	654	2	0	0	1813	2	22	1	241	1	154	2	0	0	417	2	2230	2
Stone Mountain	616	6	3178	6	1430	5	0	0	5224	5	149	7	911	5	392	5	0	0	1452	5	6676	5
Tallapoosa	64	1	491	1	359	1	0	0	914	1	17	1	129	1	78	1	0	0	224	1	1138	1
Tifton	98	1	747	1	358	1	0	0	1203	1	12	1	159	1	91	1	0	0	262	1	1465	1
Toombs	60	1	343	1	181	1	0	0	584	1	5	0	60	0	42	1	0	0	107	0	691	1
Waycross	125	1	725	1	401	1	0	0	1251	1	14	1	220	1	92	1	0	0	326	1	1577	1
Western	125	1	706	1	292	1	0	0	1123	1	26	1	168	1	72	1	0	0	266	1	1389	1
Rockdale	87	1	408	1	173	1	0	0	668	1	20	1	137	1	50	1	0	0	207	1	875	1
Douglas	146	1	1138	2	652	2	0	0	1936	2	42	2	357	2	192	2	0	0	591	2	2527	2
Appalachian	83	1	574	1	367	1	0	0	1024	1	16	1	200	1	98	1	0	0	314	1	1338	1
Enotah	51	1	367	1	248	1	0	0	666	1	11	1	121	1	71	1	0	0	203	1	869	1
Forsyth-Bell	49	0	306	1	168	1	0	0	523	1	5	0	103	1	42	1	0	0	150	1	673	1
Towaliga	52	1	530	1	231	1	0	0	813	1	15	1	143	1	61	1	0	0	219	1	1032	1
Total reported	10046		57199		28611		0		95856		2121		16708		7924		0		26753		122609	

Probationer Statistical Profile

Sample: Active & admin probationers, not in facilities  
Act probationers 10/22/2002

Requestor: Nancy Phillips, Statistician

Sentence length in years by current age & sex

Sentence (in years)	Men					Women					Grand Total	%										
	age 00-21	age 22-39	age 40-98	age UNKWN	Men Total	age 00-21	age 22-39	age 40-98	age UNKWN	Women Total												
0-1	54	1	208	0	122	0	0	0	0	384	9	0	69	0	31	0	0	0	109	0	493	0
1.1-2	311	3	1511	3	625	2	0	0	0	2447	89	4	438	3	193	2	0	0	720	3	3167	3
2.1-3	874	9	2934	5	1377	5	0	0	0	5185	285	13	1059	6	380	5	0	0	1724	6	6909	6
3.1-4	1381	14	4943	9	2237	8	0	0	0	8561	433	20	2060	12	757	9	0	0	3250	12	11811	10
4.1-5	1232	12	5917	10	2683	9	0	0	0	9832	230	11	1697	10	744	9	0	0	2671	10	12503	10
5.1-6	3622	36	17378	30	7900	27	0	0	0	28900	721	34	5434	32	2371	30	0	0	8526	32	37426	30
6.1-7	342	3	2853	5	1324	5	0	0	0	4519	76	4	767	5	364	5	0	0	1207	4	5726	5
7.1-8	460	5	3530	6	1606	6	0	0	0	5596	61	3	849	5	382	5	0	0	1292	5	6888	6
8.1-9	303	3	2664	5	1401	5	0	0	0	4368	46	2	702	4	367	5	0	0	1115	4	5483	4
9.1-10	161	2	1490	3	861	3	0	0	0	2512	22	1	370	2	195	2	0	0	587	2	3099	3
10.1-12	1167	11	9029	16	4736	16	0	0	0	14932	142	7	2508	15	1444	18	0	0	4094	15	19026	15
12.1-15	70	1	1532	3	1044	4	0	0	0	2646	9	0	282	2	224	3	0	0	515	2	3161	3
15.1-20	136	1	2102	4	1499	5	0	0	0	3737	9	0	360	2	316	4	0	0	685	3	4422	4
20.1-OVER	70	1	1601	3	1375	5	0	0	0	3046	8	0	240	1	226	3	0	0	474	2	3520	3
INDEFINITE	0	0	0	0	0	0	0	0	0	0	0	0	0	0	0	0	0	0	0	0	0	0
Total reported	10183		57692		28790		0		0	96665	2140		16835		7994		0	0	26969		123634	
Percent Reported	100.0		100.0		99.7					99.9	100.0		100.0		100.0				100.0		99.9	
NOT REPORTED	0		20		88		0		0	108	0		0		3		0	0	3		111	
Total	10183		57712		28878		0		0	96773	2140		16835		7997		0	0	26972		123745	
AVERAGE EXCLUDING INDEFINITE	5.47		6.90		7.63		.00		.00	6.96	4.66		6.19		7.05		.00	.00	6.32		6.82	

Probationer Statistical Profile

Sample: Active & admin probationers, not in facilities  
Act probationers 10/22/2002

Requestor: Nancy Phillips, Statistician

Time served in years by current age & sex

Time served (in yrs)	M e n					W o m e n					Grand Total %
	age 00-21 %	age 22-39 %	age 40-98 %	age UNKWN %	Men Total %	age 00-21 %	age 22-39 %	age 40-98 %	age UNKWN %	Women Total %	
0-1	5088 50	16115 28	7081 25	0 0	28284 29	1072 50	5105 30	2012 25	0 0	8189 30	36473 29
1.1-2	3039 30	13182 23	5946 21	0 0	22167 23	700 33	4047 24	1727 22	0 0	6474 24	28641 23
2.1-3	1480 15	9798 17	4653 16	0 0	15931 16	287 13	2936 17	1343 17	0 0	4566 17	20497 17
3.1-4	488 5	7204 12	3610 13	0 0	11302 12	70 3	1965 12	1000 13	0 0	3035 11	14337 12
4.1-5	72 1	4836 8	2242 8	0 0	7150 7	10 0	1323 8	667 8	0 0	2000 7	9150 7
5.1-6	6 0	2207 4	1067 4	0 0	3280 3	1 0	511 3	322 4	0 0	834 3	4114 3
6.1-7	7 0	1377 2	887 3	0 0	2271 2	0 0	338 2	200 3	0 0	538 2	2809 2
7.1-8	1 0	954 2	636 2	0 0	1591 2	0 0	209 1	168 2	0 0	377 1	1968 2
8.1-9	1 0	632 1	534 2	0 0	1167 1	0 0	143 1	139 2	0 0	282 1	1449 1
9.1-10	0 0	457 1	458 2	0 0	915 1	0 0	107 1	134 2	0 0	241 1	1156 1
10.1-12	0 0	493 1	607 2	0 0	1100 1	0 0	77 0	102 1	0 0	179 1	1279 1
12.1-15	0 0	288 0	576 2	0 0	864 1	0 0	42 0	91 1	0 0	133 0	997 1
15.1-20	0 0	104 0	410 1	0 0	514 1	0 0	19 0	55 1	0 0	74 0	588 0
20.1-OVER	1 0	65 0	170 1	0 0	236 0	0 0	12 0	37 0	0 0	49 0	285 0
Total reported	10183	57712	28877	0	96772	2140	16834	7997	0	26971	123743
Percent Reported	100.0	100.0	100.0		100.0	100.0	100.0	100.0		100.0	100.0
NOT REPORTED	0	0	1	0	1	0	1	0	0	1	2
Total	10183	57712	28878	0	96773	2140	16835	7997	0	26972	123745
AVERAGE TIME SERVED	1.23	2.65	3.53	.00	2.76	1.17	2.38	3.27	.00	2.55	2.72

Probationer Statistical Profile

Sample: Active & admin probationers, not in facilities  
Act probationers 10/22/2002

Requestor: Nancy Phillips, Statistician

Time left to serve by current age & sex

Time left (in years)	Men					Women					Grand Total %
	age 00-21 %	age 22-39 %	age 40-98 %	age UNKWN %	Men Total %	age 00-21 %	age 22-39 %	age 40-98 %	age UNKWN %	Women Total %	
0-1	898 9	9563 17	4878 17	0 0	15339 16	276 13	2966 18	1425 18	0 0	4667 17	20006 16
1.1-2	1387 14	9478 16	4887 17	0 0	15752 16	413 19	2953 18	1388 17	0 0	4754 18	20506 17
2.1-3	1798 18	9053 16	4466 16	0 0	15317 16	413 19	2902 17	1260 16	0 0	4575 17	19892 16
3.1-4	1812 18	8023 14	3780 13	0 0	13615 14	372 17	2334 14	1109 14	0 0	3815 14	17430 14
4.1-5	1932 19	7108 12	3184 11	0 0	12224 13	344 16	2140 13	903 11	0 0	3387 13	15611 13
5.1-6	338 3	3072 5	1497 5	0 0	4907 5	57 3	763 5	408 5	0 0	1228 5	6135 5
6.1-7	412 4	2749 5	1400 5	0 0	4561 5	63 3	685 4	335 4	0 0	1083 4	5644 5
7.1-8	423 4	2281 4	1165 4	0 0	3869 4	48 2	591 4	326 4	0 0	965 4	4834 4
8.1-9	457 4	1900 3	1039 4	0 0	3396 4	54 3	537 3	270 3	0 0	861 3	4257 3
9.1-10	457 4	1724 3	793 3	0 0	2974 3	75 4	516 3	245 3	0 0	836 3	3810 3
10.1-12	61 1	786 1	495 2	0 0	1342 1	2 0	112 1	90 1	0 0	204 1	1546 1
12.1-15	128 1	1013 2	556 2	0 0	1697 2	15 1	174 1	102 1	0 0	291 1	1988 2
15.1-20	74 1	599 1	416 1	0 0	1089 1	7 0	111 1	84 1	0 0	202 1	1291 1
20.1-OVER	6 0	311 1	217 1	0 0	534 1	0 0	46 0	44 1	0 0	90 0	624 1
INDEFINITE	0 0	0 0	0 0	0 0	0 0	0 0	0 0	0 0	0 0	0 0	0 0
NONE	0 0	32 0	15 0	0 0	47 0	1 0	5 0	5 0	0 0	11 0	58 0
Total reported	10183	57692	28788	0	96663	2140	16835	7994	0	26969	123632
Percent Reported	100.0	100.0	99.7		99.9	100.0	100.0	100.0		100.0	99.9
NOT REPORTED	0	20	90	0	110	0	0	3	0	3	113
Total	10183	57712	28878	0	96773	2140	16835	7997	0	26972	123745
AVERAGE EXCLUDING INDEFINITE, NONE	4.15	3.95	4.09	.00	4.01	3.43	3.59	3.83	.00	3.65	3.94

Probationer Statistical Profile

Sample: Active & admin probationers, not in facilities  
Act probationers 10/22/2002

Requestor: Nancy Phillips, Statistician

Case type by current age & sex

Case type	Men				Women				Grand Total	%
	age 00-21	age 22-39	age 40-98	age UNKWN	age 00-21	age 22-39	age 40-98	age UNKWN		
PRESENTENCE	0	0	0	0	0	0	0	0	0	0
SPLIT SENTENCE	167	2	5684	10	4322	15	0	0	10173	11
STRAIGHT SENTENCE	9809	96	50488	87	23872	83	0	0	84169	87
ABANDONMENT&BASTARDY	0	0	19	0	65	0	0	0	84	0
OUT OF STATE PROB	207	2	1509	3	613	2	0	0	2329	2
OUT OF STATE A&B	0	0	1	0	0	0	0	0	1	0
SUSPENDED SENTENCE	0	0	11	0	6	0	0	0	17	0
Total reported	10183		57712		28878		0		96773	
Percent Reported	100.0		100.0		100.0				100.0	
NOT REPORTED	0		0		0		0		0	
Total	10183		57712		28878		0		96773	

Probationer Statistical Profile

Sample: Active & admin probationers, not in facilities  
Act probationers 10/22/2002

Requestor: Nancy Phillips, Statistician

Release type by current age & sex

Release type	M e n						W o m e n						Grand	
	age 00-21	age 22-39	age 40-98	age UNKWN	Men Total	Men %	age 00-21	age 22-39	age 40-98	age UNKWN	Women Total	Women %	Total	%
TRANSF OUT OF STATE	0	0	0	0	0	0	0	0	0	0	0	0	0	0
REVOKED (TECHNICAL)	0	0	0	0	0	0	0	0	0	0	0	0	0	0
REVOKED (NEW SENT)	0	0	0	0	0	0	0	0	0	0	0	0	0	0
REVOKED (NEW CRIME)	0	0	0	0	0	0	0	0	0	0	0	0	0	0
ABSCONDED (TOLLED)	0	0	0	0	0	0	0	0	0	0	0	0	0	0
ABSCONDED (NON-TOLL)	0	0	0	0	0	0	0	0	0	0	0	0	0	0
TERMINATED BY COURT	0	0	0	0	0	0	0	0	0	0	0	0	0	0
OUT OF STATE TERM	0	0	0	0	0	0	0	0	0	0	0	0	0	0
DEATH	0	0	0	0	0	0	0	0	0	0	0	0	0	0
FINAN OBLIG COMPLETE	0	0	0	0	0	0	0	0	0	0	0	0	0	0
OTHER	0	0	0	0	0	0	0	0	0	0	0	0	0	0
NORMAL RELEASE	0	0	0	0	0	0	0	0	0	0	0	0	0	0
A & B SPECIAL TERM	0	0	0	0	0	0	0	0	0	0	0	0	0	0
INDEP JURISDICTION	0	0	0	0	0	0	0	0	0	0	0	0	0	0
ACTIVE	10183	100	57712	100	28878	100	0	0	96773	100	2140	100	16835	100
Total reported	10183	100	57712	100	28878	100	0	0	96773	100	2140	100	16835	100
Percent Reported	100.0	100.0	100.0	100.0	100.0	100.0	100.0	100.0	100.0	100.0	100.0	100.0	100.0	100.0
NOT REPORTED	0	0	0	0	0	0	0	0	0	0	0	0	0	0
Total	10183	100	57712	100	28878	100	0	0	96773	100	2140	100	16835	100



Probationer Statistical Profile

Sample: Active & admin probationers, not in facilities  
Act probationers 10/22/2002

Requestor: Nancy Phillips, Statistician

First offender status by current age & sex

1stOffndr	M e n				W o m e n				Grand Total %		
	age 00-21 %	age 22-39 %	age 40-98 %	age UNKWN %	Men Total %	age 00-21 %	age 22-39 %	age 40-98 %		age UNKWN %	Women Total %
FIRST OFFNDR STATUS	5467 54	15677 27	4729 16	0 0	25873 27	1473 69	7045 42	2457 31	0 0	10975 41	36848 30
NO FIRST OFFNDR STAT	4716 46	42035 73	24149 84	0 0	70900 73	667 31	9790 58	5540 69	0 0	15997 59	86897 70
Total reported	10183	57712	28878	0	96773	2140	16835	7997	0	26972	123745
Percent Reported	100.0	100.0	100.0		100.0	100.0	100.0	100.0		100.0	100.0
NOT REPORTED	0	0	0	0	0	0	0	0	0	0	0
Total	10183	57712	28878	0	96773	2140	16835	7997	0	26972	123745

Probationer Statistical Profile

Sample: Active & admin probationers, not in facilities  
Act probationers 10/22/2002

Requestor: Nancy Phillips, Statistician

Type probationer by current age & sex

Type probationer	M e n					W o m e n					Grand Total %
	age 00-21 %	age 22-39 %	age 40-98 %	age UNKWN %	Men Total %	age 00-21 %	age 22-39 %	age 40-98 %	age UNKWN %	Women Total %	
MISDEMEANANT	152 1	872 2	466 2	0 0	1490 2	27 1	265 2	146 2	0 0	438 2	1928 2
FELON	10031 99	56809 98	28341 98	0 0	95181 98	2110 99	16560 98	7841 98	0 0	26511 98	121692 98
ABANDONMENT&BASTARDY	0 0	20 0	65 0	0 0	85 0	0 0	2 0	1 0	0 0	3 0	88 0
SUSPENDED SENTENCE	0 0	11 0	6 0	0 0	17 0	3 0	8 0	9 0	0 0	20 0	37 0
Total reported	10183	57712	28878	0	96773	2140	16835	7997	0	26972	123745
Percent Reported	100.0	100.0	100.0		100.0	100.0	100.0	100.0		100.0	100.0
NOT REPORTED	0	0	0	0	0	0	0	0	0	0	0
Total	10183	57712	28878	0	96773	2140	16835	7997	0	26972	123745

Probationer Statistical Profile

Sample: Active & admin probationers, not in facilities  
Act probationers 10/22/2002

Requestor: Nancy Phillips, Statistician

Most serious crime by group by current age & sex

Crime group	Men				Women				Grand Total	%
	age 00-21	age 22-39	age 40-98	age UNKWN	age 00-21	age 22-39	age 40-98	age UNKWN		
HOMICIDE	19	344	264	0	6	104	80	0	190	817
ABORTION	0	3	0	0	0	1	0	0	1	4
BODILY INJRY&REL OFF	667	6146	3848	0	168	1153	564	0	1885	12546
ARSON & REL OFF	34	267	176	0	10	91	67	0	168	645
DAMAGE OF PROPERTY	231	656	220	0	50	164	53	0	267	1374
BURGLARY & REL OFF	1647	6046	1791	0	124	621	171	0	916	10400
FORGERY & REL OFF	563	4275	1965	0	488	4079	1509	0	6076	12879
THEFT	2203	7725	3278	0	605	3738	1545	0	5888	19094
ROBBERY	316	1743	527	0	40	167	57	0	264	2850
SEXUAL OFFENSES	530	2399	2242	0	15	107	57	0	179	5350
OBSCENITY CRIMES	0	4	10	0	0	1	1	0	2	16
TREASON & REL OFF	5	33	18	0	4	23	5	0	32	88
CRIMES INVOLVNG GOVT	190	1250	458	0	45	391	240	0	676	2574
FALSIFICATIONS	25	186	85	0	14	117	43	0	174	470
OBSTRUCT LAW ENFORCE	26	202	81	0	9	75	33	0	117	426
DISORDERLY CONDUCT	68	190	73	0	12	23	14	0	49	380
GAMBLING & REL OFF	4	52	27	0	2	17	11	0	30	113
CRUELTY TO CHILDREN	29	574	363	0	15	447	147	0	609	1575
CRIMES WITH GUNS	218	1917	1300	0	25	130	88	0	243	3678
INVASION PRIVACY	3	93	44	0	0	1	2	0	3	143
RACKETEERING	0	8	17	0	0	4	10	0	14	39
DRUG ABUSE OFFENSES	3109	20435	9268	0	448	4707	2820	0	7975	40787
DRUG TRAFFICKING	24	306	233	0	9	73	69	0	151	714
AUTO CRIMES	17	1471	1818	0	0	130	160	0	290	3596
REVENUE & CONTRABAND	4	6	6	0	0	2	2	0	4	20
CRIMES OF OTH STATES	27	195	82	0	9	81	32	0	122	426
MISC. FELONIES	67	287	151	0	13	114	60	0	187	692
MISDEMEANORS	152	886	522	0	29	270	155	0	454	2014
Total reported	10178	57699	28867	0	2140	16831	7995	0	26966	123710
Percent Reported	100.0	100.0	100.0		100.0	100.0	100.0		100.0	100.0
NOT REPORTED	5	13	11	0	0	4	2	0	6	35
Total	10183	57712	28878	0	2140	16835	7997	0	26972	123745

Probationer Statistical Profile

Sample: Active & admin probationers, not in facilities  
Act probationers 10/22/2002

Requestor: Nancy Phillips, Statistician

Most serious offense by current age & sex

Most serious offense	Men					Women					Grand Total	%	
	age 00-21 %	age 22-39 %	age 40-98 %	age UNKWN %	Men Total %	age 00-21 %	age 22-39 %	age 40-98 %	age UNKWN %	Women Total %			
Misdemeanors													
abandonment	0	0	13	0	54	0	0	0	0	1	0	68	0
non-support	0	0	2	0	0	0	0	0	0	0	0	2	0
stalking	0	0	1	0	5	0	0	6	0	1	0	7	0
assault & battery	1	0	17	0	4	0	0	22	0	1	0	24	0
atmpt murder	0	0	2	0	1	0	0	3	0	0	0	3	0
aggravated assault	3	0	16	0	20	0	0	39	1	8	0	53	0
simple assault	1	0	29	0	21	0	0	51	1	2	0	57	0
simple battery	10	0	94	0	53	0	0	157	5	22	0	190	0
stabbing another	0	0	0	0	1	0	0	1	0	0	0	1	0
shooting at another	0	0	2	0	1	0	0	3	0	0	0	3	0
wife beating	0	0	1	0	0	0	0	1	0	0	0	1	0
concealing a death	0	0	1	0	0	0	0	1	0	0	0	1	0
fleeing and eluding	0	0	1	0	0	0	0	1	0	0	0	1	0
leave scene had inju	0	0	1	0	1	0	0	2	0	1	0	3	0
crmnly intfer govt pr	0	0	3	0	0	0	0	3	0	0	0	3	0
reckless conduct	6	0	12	0	2	0	0	20	0	6	0	26	0
disorderly conduct	1	0	2	0	1	0	0	4	0	0	0	6	0
motor vehicle abando	0	0	0	0	1	0	0	1	0	0	0	1	0
larceny	0	0	3	0	2	0	0	5	0	1	0	6	0
receiving stolen goo	3	0	9	0	3	0	0	15	0	3	0	18	0
theft by taking	12	0	55	0	15	0	0	82	3	32	0	129	0
robbery	2	0	8	0	1	0	0	11	0	4	0	15	0
burglary	0	0	20	0	4	0	0	24	1	0	0	25	0
car breaking	0	0	1	0	1	0	0	2	0	0	0	2	0
take vehic temporary	0	0	0	0	1	0	0	1	0	0	0	1	0
alter id	1	0	1	0	0	0	0	2	0	0	0	2	0
cheating & swindling	0	0	0	0	1	0	0	1	0	0	0	1	0
bad checks	1	0	33	0	19	0	0	53	0	44	0	121	0
fraudulent checks	0	0	2	0	2	0	0	4	1	4	0	9	0
lottery	0	0	1	0	0	0	0	1	0	0	0	1	0
forgery	1	0	9	0	2	0	0	12	1	9	0	23	0
worthless checks	0	0	0	0	1	0	0	1	0	4	0	11	0
s/d of narcotics	2	0	6	0	0	0	0	8	0	0	0	8	0

(continued)

Probationer Statistical Profile

Sample: Active & admin probationers, not in facilities  
Act probationers 10/22/2002

Requestor: Nancy Phillips, Statistician

Most serious offense by current age & sex (continued)

Most serious offense	Men					Women					Grand Total	%
	age 00-21	age 22-39	age 40-98	age UNKWN	Men Total	age 00-21	age 22-39	age 40-98	age UNKWN	Women Total		
public drunkenness	0 0	3 0	1 0	0 0	4 0	0 0	0 0	1 0	0 0	1 0	5 0	
s/d dep,stim,cntrf d	0 0	3 0	0 0	0 0	3 0	0 0	0 0	0 0	0 0	0 0	3 0	
s/d of lsd	0 0	0 0	0 0	0 0	0 0	0 0	1 0	0 0	0 0	1 0	1 0	
s/d of marijuana	0 0	7 0	2 0	0 0	9 0	0 0	0 0	0 0	0 0	0 0	9 0	
poss of narcotics	1 0	4 0	0 0	0 0	5 0	0 0	2 0	1 0	0 0	3 0	8 0	
poss dep,stim,cntrf	0 0	1 0	0 0	0 0	1 0	0 0	0 0	0 0	0 0	0 0	1 0	
poss of lsd	0 0	1 0	0 0	0 0	1 0	0 0	0 0	0 0	0 0	0 0	1 0	
poss of marijuana	10 0	37 0	9 0	0 0	56 0	0 0	8 0	1 0	0 0	9 0	65 0	
viol motor veh law	16 0	55 0	18 0	0 0	89 0	1 0	8 0	7 0	0 0	16 0	105 0	
dui	9 0	121 0	102 0	0 0	232 0	1 0	23 0	21 0	0 0	45 0	277 0	
obstr of law enf off	12 0	67 0	27 0	0 0	106 0	0 0	9 0	6 0	0 0	15 0	121 0	
impersonating anothe	1 0	7 0	2 0	0 0	10 0	0 0	4 0	0 0	0 0	4 0	14 0	
crmnl trespassing	11 0	18 0	7 0	0 0	36 0	2 0	3 0	2 0	0 0	7 0	43 0	
illegal attm to obt	0 0	1 0	1 0	0 0	2 0	0 0	0 0	1 0	0 0	1 0	3 0	
crmnl damage	3 0	7 0	3 0	0 0	13 0	0 0	3 0	1 0	0 0	4 0	17 0	
terroristic threats	1 0	6 0	6 0	0 0	13 0	0 0	0 0	2 0	0 0	2 0	15 0	
viol ga cntrl subst	15 0	52 0	13 0	0 0	80 0	1 0	13 0	8 0	0 0	22 0	102 0	
sodomy	1 0	0 0	0 0	0 0	1 0	0 0	0 0	0 0	0 0	0 0	1 0	
public indecency	0 0	6 0	6 0	0 0	12 0	0 0	1 0	0 0	0 0	1 0	13 0	
peeping tom	0 0	1 0	1 0	0 0	2 0	0 0	0 0	0 0	0 0	0 0	2 0	
molesting a minor	0 0	0 0	3 0	0 0	3 0	0 0	0 0	1 0	0 0	1 0	4 0	
atmpt rape	0 0	1 0	0 0	0 0	1 0	0 0	0 0	0 0	0 0	0 0	1 0	
sexual battery	0 0	6 0	7 0	0 0	13 0	0 0	0 0	0 0	0 0	0 0	13 0	
escape	0 0	5 0	1 0	0 0	6 0	0 0	0 0	1 0	0 0	1 0	7 0	
cpwl & concealed wea	1 0	9 0	4 0	0 0	14 0	0 0	1 0	0 0	0 0	1 0	15 0	
shoplifting	3 0	4 0	8 0	0 0	15 0	4 0	16 0	5 0	0 0	25 0	40 0	
pointing gun at anot	1 0	2 0	6 0	0 0	9 0	0 0	0 0	0 0	0 0	0 0	9 0	
crmnl attempt	1 0	0 0	0 0	0 0	1 0	0 0	0 0	1 0	0 0	1 0	2 0	
other misdemeanor	9 0	46 0	26 0	0 0	81 0	2 0	6 0	13 0	0 0	21 0	102 0	
riot	0 0	0 0	1 0	0 0	1 0	0 0	0 0	0 0	0 0	0 0	1 0	
fighting in public p	2 0	1 0	0 0	0 0	3 0	0 0	1 0	1 0	0 0	2 0	5 0	
lottery violation	0 0	0 0	0 0	0 0	0 0	0 0	1 0	0 0	0 0	1 0	1 0	
off agnst pub hlth/m	0 0	5 0	6 0	0 0	11 0	0 0	0 0	0 0	0 0	0 0	11 0	
failr fil/mntn abort	0 0	0 0	1 0	0 0	1 0	0 0	0 0	0 0	0 0	0 0	1 0	
involuntary manslaug	0 0	0 0	1 0	0 0	1 0	0 0	0 0	0 0	0 0	0 0	1 0	

(continued)

Probationer Statistical Profile

Sample: Active & admin probationers, not in facilities  
Act probationers 10/22/2002

Requestor: Nancy Phillips, Statistician

Most serious offense by current age & sex (continued)

Most serious offense	Men						Women						Grand Total %
	age 00-21 %	age 22-39 %	age 40-98 %	age UNKWN %	Men Total %	age 00-21 %	age 22-39 %	age 40-98 %	age UNKWN %	Women Total %			
interference with cu	0 0	2 0	2 0	0 0	4 0	0 0	2 0	0 0	0 0	2 0	6 0		
theft by deception <	0 0	1 0	1 0	0 0	2 0	1 0	4 0	1 0	0 0	6 0	8 0		
theft/lost/property<	1 0	4 0	0 0	0 0	5 0	0 0	0 0	0 0	0 0	0 0	5 0		
theft of services <	0 0	1 0	1 0	0 0	2 0	0 0	1 0	0 0	0 0	1 0	3 0		
theft by conversion	0 0	4 0	0 0	0 0	4 0	0 0	2 0	3 0	0 0	5 0	9 0		
theft trade secret <	0 0	0 0	0 0	0 0	0 0	0 0	1 0	0 0	0 0	1 0	1 0		
theft motor vehicle,	1 0	2 0	1 0	0 0	4 0	1 0	0 0	0 0	0 0	1 0	5 0		
conversn paymnt real	0 0	1 0	0 0	0 0	1 0	0 0	0 0	0 0	0 0	0 0	1 0		
entrng mot veh crim	0 0	6 0	0 0	0 0	6 0	0 0	1 0	2 0	0 0	3 0	9 0		
viol forgery&fraud p	1 0	0 0	2 0	0 0	3 0	0 0	1 0	1 0	0 0	2 0	5 0		
tpos/use drug rel ob	0 0	1 0	1 0	0 0	2 0	0 0	0 0	1 0	0 0	1 0	3 0		
obtn/attmpt drugs il	0 0	0 0	4 0	0 0	4 0	0 0	1 0	2 0	0 0	3 0	7 0		
viol dangerous drugs	0 0	2 0	0 0	0 0	2 0	0 0	0 0	0 0	0 0	0 0	2 0		
mfg/dist imitate con	0 0	4 0	1 0	0 0	5 0	0 0	1 0	0 0	0 0	1 0	6 0		
misc abuse govt offi	0 0	0 0	0 0	0 0	0 0	0 0	1 0	1 0	0 0	2 0	2 0		
misc escape & other	0 0	1 0	0 0	0 0	1 0	0 0	0 0	0 0	0 0	0 0	1 0		
misc offns relt jud	0 0	0 0	1 0	0 0	1 0	0 0	0 0	0 0	0 0	0 0	1 0		
misc obstruction off	1 0	1 0	0 0	0 0	2 0	0 0	0 0	0 0	0 0	0 0	2 0		
misc sexual offenses	1 0	3 0	3 0	0 0	7 0	0 0	0 0	0 0	0 0	0 0	7 0		
pandering	0 0	1 0	1 0	0 0	2 0	0 0	0 0	0 0	0 0	0 0	2 0		
providing sex mat mi	0 0	1 0	0 0	0 0	1 0	0 0	0 0	0 0	0 0	0 0	1 0		
exhibit sex shows mi	0 0	0 0	1 0	0 0	1 0	0 0	0 0	0 0	0 0	0 0	1 0		
dng instrmntalties &	0 0	1 0	0 0	0 0	1 0	0 0	0 0	0 0	0 0	0 0	1 0		
viol acts rsale plnt	1 0	0 0	0 0	0 0	1 0	0 0	0 0	0 0	0 0	0 0	1 0		
viol alcoh bev regs	0 0	0 0	2 0	0 0	2 0	0 0	0 0	0 0	0 0	0 0	2 0		
furnish liquor to mi	1 0	0 0	1 0	0 0	2 0	0 0	0 0	0 0	0 0	0 0	2 0		
poss alc bev by juve	1 0	1 0	1 0	0 0	3 0	0 0	0 0	0 0	0 0	0 0	3 0		
veh homicide tit 40	0 0	1 0	1 0	0 0	2 0	0 0	0 0	1 0	0 0	1 0	3 0		
viol motor veh licen	0 0	1 0	0 0	0 0	1 0	0 0	0 0	0 0	0 0	0 0	1 0		
misc misdemeanor	3 0	25 0	15 0	0 0	43 0	2 0	12 0	8 0	0 0	22 0	65 0		
misc contraband/smug	0 0	0 0	1 0	0 0	1 0	0 0	0 0	0 0	0 0	0 0	1 0		
viol othr states law	0 0	1 0	3 0	0 0	4 0	1 0	1 0	1 0	0 0	3 0	7 0		

(continued)

Probationer Statistical Profile

Sample: Active & admin probationers, not in facilities  
Act probationers 10/22/2002

Requestor: Nancy Phillips, Statistician

Most serious offense by current age & sex (continued)

Most serious offense	Men					Women					Grand Total %
	age 00-21 %	age 22-39 %	age 40-98 %	age UNKWN %	Men Total %	age 00-21 %	age 22-39 %	age 40-98 %	age UNKWN %	Women Total %	
-----											
FELONIES	-----										
MISC HOMICIDE OFFENS	1 0	6 0	2 0	0 0	9 0	1 0	2 0	1 0	0 0	4 0	13 0
MURDER	1 0	6 0	7 0	0 0	14 0	0 0	6 0	1 0	0 0	7 0	21 0
VOLUNTARY MANSLAUGHT	3 0	80 0	93 0	0 0	176 0	0 0	36 0	42 1	0 0	78 0	254 0
INVOLUNTARY MANSLAUG	5 0	57 0	33 0	0 0	95 0	2 0	22 0	6 0	0 0	30 0	125 0
FETICIDE	0 0	1 0	0 0	0 0	1 0	0 0	0 0	0 0	0 0	0 0	1 0
VEHICULAR HOMICIDE	7 0	185 0	110 0	0 0	302 0	3 0	35 0	23 0	0 0	61 0	363 0
HOMICIDE BY PILOT,DU	0 0	0 0	3 0	0 0	3 0	0 0	0 0	0 0	0 0	0 0	3 0
CONCEAL DEATH OF ANO	0 0	3 0	1 0	0 0	4 0	0 0	0 0	0 0	0 0	0 0	4 0
ATMPT MURDER	2 0	6 0	15 0	0 0	23 0	0 0	3 0	7 0	0 0	10 0	33 0
MISC ABORTION	0 0	1 0	0 0	0 0	1 0	0 0	1 0	0 0	0 0	1 0	2 0
CRMNL ABORTION	0 0	2 0	0 0	0 0	2 0	0 0	0 0	0 0	0 0	0 0	2 0
MISC ASSAULT/BATTERY	6 0	94 0	44 0	0 0	144 0	0 0	4 0	6 0	0 0	10 0	154 0
FAMILY VIOLENCE BATT	3 0	8 0	3 0	0 0	14 0	0 0	1 0	0 0	0 0	1 0	15 0
AGGRAV ASSAULT	401 4	3788 7	2334 8	0 0	6523 7	129 6	884 5	437 5	0 0	1450 5	7973 6
ATMPT AGGRAV ASSAULT	1 0	18 0	16 0	0 0	35 0	2 0	7 0	5 0	0 0	14 0	49 0
AGGRAV BATTERY	48 0	429 1	253 1	0 0	730 1	4 0	51 0	26 0	0 0	81 0	811 1
TERRORIST THREATS &	132 1	813 1	581 2	0 0	1526 2	19 1	109 1	51 1	0 0	179 1	1705 1
FALSE IMPRISONMENT	17 0	204 0	83 0	0 0	304 0	2 0	11 0	3 0	0 0	16 0	320 0
FALSE IMPRIS COLOR L	0 0	0 0	2 0	0 0	2 0	0 0	1 0	0 0	0 0	1 0	3 0
KIDNAPPING	2 0	85 0	45 0	0 0	132 0	0 0	2 0	1 0	0 0	3 0	135 0
INTERFERENCE WITH CU	10 0	31 0	12 0	0 0	53 0	5 0	14 0	5 0	0 0	24 0	77 0
AGGRAV ASSAULT POLCE	10 0	116 0	94 0	0 0	220 0	2 0	15 0	10 0	0 0	27 0	247 0
AGGRAV BATTERY PEACE	3 0	6 0	1 0	0 0	10 0	0 0	1 0	0 0	0 0	1 0	11 0
SIMPLE BATTERY	7 0	70 0	43 0	0 0	120 0	1 0	13 0	2 0	0 0	16 0	136 0
RECK COND	0 0	8 0	2 0	0 0	10 0	0 0	4 0	0 0	0 0	4 0	14 0
INJURY BY VEHICLE	0 0	5 0	1 0	0 0	6 0	0 0	1 0	0 0	0 0	1 0	7 0
STALKING	2 0	18 0	21 0	0 0	41 0	0 0	2 0	0 0	0 0	2 0	43 0
AGGRAV STALKING	25 0	451 1	308 1	0 0	784 1	4 0	33 0	18 0	0 0	55 0	839 1
ATMPT KIDNAP	0 0	2 0	5 0	0 0	7 0	0 0	0 0	0 0	0 0	0 0	7 0
ARSON MISC	3 0	14 0	12 0	0 0	29 0	1 0	3 0	7 0	0 0	11 0	40 0
ARSON 1ST DEGREE	15 0	187 0	132 0	0 0	334 0	6 0	65 0	51 1	0 0	122 0	456 0

(continued)

Probationer Statistical Profile

Sample: Active & admin probationers, not in facilities  
Act probationers 10/22/2002

Requestor: Nancy Phillips, Statistician

Most serious offense by current age & sex (continued)

Most serious offense	Men						Women						Grand Total	%
	age 00-21	age 22-39	age 40-98	age UNKWN	Men Total	Men %	age 00-21	age 22-39	age 40-98	age UNKWN	Women Total	Women %		
ARSON 2ND DEGREE	10	45	24	0	79	0	0	13	7	0	20	99		
ARSON 3RD DEGREE	5	16	5	0	26	3	7	1	0	11	37			
CRMNL POSS EXPLOSIVE	1	3	3	0	7	0	3	1	0	4	11			
CRMNL POSS INCENDIAR	0	2	0	0	2	0	0	0	0	0	2			
MISC CRIMINAL DAMAGE	6	16	5	0	27	1	4	0	0	5	32			
CRMNL DAMAGE 1ST DEG	47	165	71	0	283	6	29	7	0	42	325			
CRMNL DAMAGE 2ND DEG	156	407	130	0	693	41	123	39	0	203	896			
DAMAGE,DESTROY SECR	3	18	6	0	27	1	2	4	0	7	34			
VANDALISM TO CHURCH	2	8	0	0	10	0	1	1	0	2	12			
ALTER ID	17	42	8	0	67	1	5	2	0	8	75			
BURGLARY	1545	5882	1738	0	9165	120	604	167	0	891	10056			
POSS BURGLAR TOOLS	67	83	26	0	176	2	14	1	0	17	193			
ATMPT BURGLARY	35	81	27	0	143	2	3	3	0	8	151			
MISC FORGERY	3	23	5	0	31	4	19	6	0	29	60			
FORGERY 1ST DEGREE	406	3261	1534	0	5201	334	3061	1217	0	4612	9813			
FORGERY 2ND DEGREE	37	181	48	0	266	14	70	21	0	105	371			
BAD CHECKS	5	162	164	0	331	10	192	79	0	281	612			
ILLEGAL USE-CREDIT C	3	11	3	0	17	1	11	2	0	14	31			
THEFT CREDIT CARD	26	94	23	0	143	19	85	16	0	120	263			
FORGERY CREDIT CARD	6	30	5	0	41	10	51	6	0	67	108			
FRAUDULENT CREDIT CA	65	317	73	0	455	81	401	70	0	552	1007			
CRMNL POSS CREDIT CA	2	5	2	0	9	0	1	0	0	1	10			
RECV GDS,SRVS FRAUD	0	11	8	0	19	1	20	16	0	37	56			
TELECOMMUNICATIONS F	1	16	11	0	28	0	8	1	0	9	37			
ATMPT FORGERY	0	2	2	0	4	1	2	5	0	8	12			
FAILR PAY NATRL PRD/	0	1	3	0	4	0	0	1	0	1	5			
FRAUDULENT ACCESS CO	3	39	7	0	49	3	39	2	0	44	93			
MISC FRAUD	6	122	77	0	205	10	119	67	0	196	401			
THEFT BY TAKING	739	3336	1540	0	5615	244	1957	834	0	3035	8650			
THEFT BY DECEPTION	12	209	189	0	410	13	125	83	0	221	631			
THEFT BY EXTORTION	1	10	1	0	12	1	6	4	0	11	23			
THEFT OF LOST PROPER	5	14	8	0	27	0	7	2	0	9	36			
THEFT BY REC STOLEN	648	2059	584	0	3291	55	287	72	0	414	3705			
THEFT OF SERVICES	4	40	28	0	72	0	23	12	0	35	107			
THEFT BY CONVERSION	14	221	216	0	451	4	132	73	0	209	660			

(continued)



Probationer Statistical Profile

Sample: Active & admin probationers, not in facilities  
Act probationers 10/22/2002

Requestor: Nancy Phillips, Statistician

Most serious offense by current age & sex (continued)

Most serious offense	Men						Women						Grand Total	%
	age 00-21	age 22-39	age 40-98	age UNKWN	Men Total	Men %	age 00-21	age 22-39	age 40-98	age UNKWN	Women Total	Women %		
THEFT OF TRADE SECRE	0	2	1	0	3	1	1	0	0	2	5	0		
CONVSN PAYMNTS REAL	0	5	19	0	24	0	0	0	0	0	24	0		
ATMPT THEFT BY TAKIN	2	1	0	0	3	0	0	0	0	0	3	0		
THEFT OF MOTOR VEH,	157	480	147	0	784	16	55	16	0	87	871	1		
THEFT OF LEASED PERS	0	1	0	0	1	0	4	0	0	4	5	0		
THEFT BRING PROP IN	14	57	22	0	93	4	9	3	0	16	109	0		
THEFT RECV PROP OUT	6	16	1	0	23	1	3	1	0	5	28	0		
LIVESTOCK THEFT	3	6	3	0	12	1	2	0	0	3	15	0		
THEFT BY SHOPLIFTING	148	666	413	0	1227	251	1089	436	0	1776	3003	2		
ENTERING VEHICLE	450	600	106	0	1156	14	38	8	0	60	1216	1		
STEAL ALTER PUBLIC D	0	2	0	0	2	0	0	1	0	1	3	0		
ROBBERY	256	1181	314	0	1751	32	127	40	0	199	1950	2		
ARMED ROBBERY	22	442	193	0	657	5	32	14	0	51	708	1		
ROBBERY BY FORCE	0	4	0	0	4	0	0	0	0	0	4	0		
ROBBERY BY INTIMIDAT	1	2	0	0	3	0	0	0	0	0	3	0		
ROBBERY BY SUDDEN SN	1	2	0	0	3	0	0	1	0	1	4	0		
HIJACKING MOTOR VEHI	0	3	0	0	3	1	0	0	0	1	4	0		
ATMPT ROBBERY	24	72	18	0	114	1	4	2	0	7	121	0		
ATMPT ARMED ROBBERY	12	37	2	0	51	1	4	0	0	5	56	0		
MISC SEXUAL	3	35	34	0	72	0	2	1	0	3	75	0		
RAPE	7	130	113	0	250	0	0	0	0	0	250	0		
SODOMY	8	25	40	0	73	2	1	0	0	3	76	0		
AGGRAV SODOMY	3	47	79	0	129	0	0	1	0	1	130	0		
BESTIALITY	0	0	1	0	1	0	0	0	0	0	1	0		
SEDUCTION	0	0	1	0	1	0	0	1	0	1	2	0		
INCEST	9	38	118	0	165	0	5	7	0	12	177	0		
BIGAMY	0	8	10	0	18	0	2	0	0	2	20	0		
AGGRAV SEXUAL BATTER	3	26	25	0	54	0	1	0	0	1	55	0		
PANDERING BY COMPULS	0	2	3	0	5	0	0	0	0	0	5	0		
STATUTORY RAPE	300	924	89	0	1313	4	27	5	0	36	1349	1		
CHILD MOLESTATION	148	886	1413	5	2447	7	43	29	0	79	2526	2		
ENTICING CHILD-INDEC	24	108	104	0	236	1	16	6	0	23	259	0		
AGGRAV CHILD MOLESTA	18	107	177	1	302	0	4	3	0	7	309	0		
NECROPHILIA	0	1	0	0	1	0	0	1	0	1	2	0		
SEXL/ASSLT/AGN/PERS/	2	24	12	0	38	0	6	3	0	9	47	0		

(continued)

Probationer Statistical Profile

Sample: Active & admin probationers, not in facilities  
Act probationers 10/22/2002

Requestor: Nancy Phillips, Statistician

Most serious offense by current age & sex (continued)

Most serious offense	Men						Women						Grand Total	%
	age 00-21	age 22-39	age 40-98	age UNKWN	Men Total	Men %	age 00-21	age 22-39	age 40-98	age UNKWN	Women Total	Women %		
SEXUAL ASLT BY THERA	0	1	0	0	1	0	0	0	0	0	0	0	1	0
SOLICIT SODOMY FROM	1	4	6	0	11	0	0	0	0	0	0	0	11	0
ATMPT RAPE	3	31	13	0	47	1	0	0	0	0	0	1	48	0
ATMPT SODOMY	0	0	3	0	3	0	0	0	0	0	0	0	3	0
ATMPT AGGRAV SODOMY	0	2	1	0	3	0	0	0	0	0	0	0	3	0
AGG ASLT W ATMPT TO	1	0	0	0	1	0	0	0	0	0	0	0	1	0
MISC OBSCENITY	0	1	3	0	4	0	0	0	0	0	0	0	4	0
DISTRIBUTING OBSCENE	0	0	2	0	2	0	0	1	1	0	0	2	4	0
DISTR MAT DEPICT NUD	0	3	3	0	6	0	0	0	0	0	0	0	6	0
PROV SEX MATER TO MI	0	0	2	0	2	0	0	0	0	0	0	0	2	0
MISC PUBLIC ORDER	0	4	3	0	7	0	0	0	1	0	0	1	8	0
TREASON	0	0	0	0	0	0	0	1	0	0	0	1	1	0
INSURRECTION	0	1	0	0	1	0	0	0	0	0	0	0	1	0
INCITING TO INSURREC	2	0	1	0	3	0	0	0	0	0	0	0	3	0
ADVOC OVERTHROW OF G	0	0	1	0	1	0	0	0	0	0	0	0	1	0
FALSE SWEARNG WRITTN	3	28	13	0	44	4	0	22	4	0	0	30	74	0
ABUSE OF GOVT OFFICE	1	0	1	0	2	0	0	0	0	0	0	0	2	0
BRIBERY GOVT OFFICER	0	12	10	0	22	0	0	5	2	0	0	7	29	0
VIOL OATH PUBLIC OFF	0	4	1	0	5	0	0	1	1	0	0	2	7	0
INFLUENCE LEGISLATIV	0	0	1	0	1	0	0	0	0	0	0	0	1	0
INFLUENCE GOVT OFFIC	0	2	0	0	2	0	0	0	0	0	0	0	2	0
DEFRAUDING STATE	0	15	31	0	46	1	0	160	117	1	0	278	324	0
CONSPIRE RESTRAIN FR	0	1	0	0	1	0	0	0	0	0	0	0	1	0
FALSE CERTIFICATES	0	4	2	0	6	0	0	6	0	0	0	6	12	0
INFLUENCING WITNESS	1	9	5	0	15	0	0	7	3	0	0	10	25	0
OBSTR OF LAW ENF OFF	188	1203	407	0	1798	44	2	212	117	1	0	373	2171	2
MISC JUDICIAL PROCEE	0	1	3	0	4	1	0	1	0	0	0	2	6	0
PERJURY	0	13	12	0	25	1	0	14	6	0	0	21	46	0
FALSE SWEARING	2	17	7	0	26	4	0	17	10	0	0	31	57	0
SUBORNATION OF PERJU	0	0	1	0	1	0	0	1	1	0	0	2	3	0
IMPERSONATION	1	9	2	0	12	1	0	4	1	0	0	6	18	0
IMPERSONATING OFFICE	4	40	17	0	61	0	0	1	0	0	0	1	62	0
BARRATRY	0	7	1	0	8	0	0	0	0	0	0	0	8	0
EMBRACERY	0	1	0	0	1	0	0	3	0	0	0	3	4	0
FALSE STATEMENTS GOV	18	95	41	0	154	7	0	74	25	0	0	106	260	0

(continued)

Probationer Statistical Profile

Sample: Active & admin probationers, not in facilities  
Act probationers 10/22/2002

Requestor: Nancy Phillips, Statistician

Most serious offense by current age & sex (continued)

Most serious offense	Men						Women						Grand Total	%
	age 00-21	age 22-39	age 40-98	age UNKWN	Men Total	Men %	age 00-21	age 22-39	age 40-98	age UNKWN	Women Total	Women %		
UNAUTH REPRESENT PEAC	0	0	1	0	0	1	0	0	0	0	0	0	1	0
IMPRSNTNG ANTHR RBAL	0	3	0	0	0	3	0	2	0	0	0	2	5	0
ESCAPE	10	103	50	0	0	163	1	20	0	7	0	28	191	0
AIDING ESCAPE	2	6	0	0	0	8	2	6	0	2	0	10	18	0
HINDERING APPREH OR	14	61	19	0	0	94	6	40	0	24	0	70	164	0
COMPOUNDING A CRIME	0	1	0	0	0	1	0	3	0	0	0	3	4	0
MUTINY IN PENAL INST	0	1	0	0	0	1	0	0	0	0	0	0	1	0
BAIL JUMPING	0	30	10	0	0	40	0	5	0	0	0	5	45	0
ATMPT ESCAPE	0	0	2	0	0	2	0	1	0	0	0	1	3	0
FALSE PUBLIC ALARM	13	13	1	0	0	27	2	2	0	1	0	5	32	0
CRMNL INTERFERE GOVT	55	177	72	0	0	304	10	21	0	13	0	44	348	0
MISC GAMBLING/RELATE	0	0	1	0	0	1	0	0	0	0	0	0	1	0
COMMERICAL GAMBLING	0	5	12	0	0	17	0	2	0	8	0	10	27	0
COMMUNICATING GAMBL	0	1	2	0	0	3	0	0	0	0	0	0	3	0
BRIBERY OF CONTESTAN	0	3	2	0	0	5	0	1	0	0	0	1	6	0
GAMBLING ACT ON BUSI	0	0	1	0	0	1	0	1	0	0	0	1	2	0
DOGFIGHTING	4	34	6	0	0	44	0	2	0	2	0	4	48	0
LOTTERY VIOLATION	0	5	2	0	0	7	1	11	0	1	0	13	20	0
BOARDING BUS W/CONCL	0	4	1	0	0	5	1	0	0	0	0	1	6	0
CRUELTY TO CHILDREN	22	523	304	1	0	849	13	431	3	144	2	588	1437	1
SEX EXPLOITATION CHI	3	17	23	0	0	43	0	6	0	1	0	7	50	0
ABANDONMENT OF CHILD	0	29	35	0	0	64	0	2	0	2	0	4	68	0
UNLWFL AD ADOPT CHIL	0	0	0	0	0	0	0	1	0	0	0	1	1	0
CNTRBTNG DELINQENCY	4	5	1	0	0	10	2	7	0	0	0	9	19	0
MISC WEAPON/EXPLOSIV	11	21	7	0	0	39	1	0	0	0	0	1	40	0
CARRY CONCEALED WEAP	19	54	11	0	0	84	0	4	0	0	0	4	88	0
CARRY PISTL WITHOUT	1	4	1	0	0	6	0	0	0	1	0	1	7	0
ALTER PISTL LICENSE	1	1	0	0	0	2	0	0	0	0	0	0	2	0
MACHINE GUN ACTIVITI	0	0	1	0	0	1	0	0	0	0	0	0	1	0
POSS OF FIREARM DUR	51	535	238	1	0	824	1	46	0	30	0	76	900	1
POSS OF CERTAIN WEAP	25	117	62	0	0	204	0	6	0	3	0	14	218	0
POSS FIREARM CONVCT	17	1117	968	3	0	2102	2	1	0	69	0	121	2223	2
CARRY WEAPON AT SCHO	90	54	4	0	0	148	0	17	1	5	0	24	172	0
GUARD LINE WITH WEAP	1	1	1	0	0	3	0	1	0	1	0	2	5	0
POSS WEAPON BY PRISO	2	11	2	0	0	15	0	0	0	0	0	0	15	0

(continued)

Probationer Statistical Profile

Sample: Active & admin probationers, not in facilities  
Act probationers 10/22/2002

Requestor: Nancy Phillips, Statistician

Most serious offense by current age & sex (continued)

Most serious offense	Men						Women						Grand Total	%
	age 00-21	age 22-39	age 40-98	age UNKWN	Men Total	Men %	age 00-21	age 22-39	age 40-98	age UNKWN	Women Total	Women %		
MISUSE FIREARM HUNTI	0	1	3	0	4	0	0	0	0	0	0	4	0	
CRUELTY TO ANIMALS	0	1	1	0	2	0	0	0	0	0	0	2	0	
AGGRAV CRUELTY TO AN	0	0	1	0	1	0	0	0	0	0	0	1	0	
MISC INVASION OF PRI	0	3	1	0	4	0	0	0	1	0	0	1	0	
EAVESDROP & SURVEILL	0	8	7	0	15	0	0	0	1	0	0	1	0	
PEEPING TOM	3	81	36	0	120	0	1	0	0	0	1	121	0	
P/S/D OF EAVESDROP D	0	1	0	0	1	0	0	0	0	0	0	1	0	
RACKETEERING	0	8	17	0	25	0	4	10	0	0	14	39	0	
S/D NARCOTICS, OPIAT	37	332	171	0	540	5	60	46	0	0	111	651	1	
S/D DEP,STIM,CNTRF D	26	247	106	0	379	6	43	35	0	0	84	463	0	
S/D OF LSD	6	25	2	0	33	1	0	1	0	0	2	35	0	
S/D OF MARIJUANA	321	1559	422	0	2302	23	221	109	0	0	353	2655	2	
S/D OF ALCOHOLIC IN	0	1	1	0	2	0	0	1	0	0	1	3	0	
POSS NARCOTICS, OPIA	64	489	305	0	858	9	133	95	0	0	237	1095	1	
POSS DEP,STIM,CNTRF	66	532	295	0	893	20	218	103	0	0	341	1234	1	
POSS OF LSD	19	72	3	0	94	1	6	3	0	0	10	104	0	
POSS OF MARIJUANA	304	1349	409	0	2062	32	238	109	0	0	379	2441	2	
ILLEGAL POSS/MANF LI	0	5	4	0	9	0	0	0	0	0	0	9	0	
ILLEGAL ATTM TO OBT	4	60	45	0	109	6	98	84	0	0	188	297	0	
VIOL GA CNTRL SBST A	1297	9266	4244	0	14807	228	2361	1363	0	0	3952	18759	15	
VIOL DNGROUS DRGS AC	8	60	28	0	96	2	27	14	0	0	43	139	0	
UNLWFL MFG/DEL/DIST	7	56	39	0	102	0	9	3	0	0	12	114	0	
FURNISH LIQUOR TO MI	0	1	0	0	1	0	0	0	0	0	0	1	0	
POSS DRUG RELATED MA	4	22	11	0	37	1	14	4	0	0	19	56	0	
S/D CONT SUB PUBLIC	19	63	17	0	99	3	13	9	0	0	25	124	0	
S/D CONT SUB SCHOOL	13	51	6	0	70	1	9	1	0	0	11	81	0	
S/D COCAINE	289	2136	794	0	3219	29	315	199	0	0	543	3762	3	
POSS OF COCAINE	607	3941	2191	0	6739	72	851	567	0	0	1490	8229	7	
ATMPT VIOL SUBSTANCE	18	168	175	0	361	9	91	74	0	0	174	535	0	
MISC DRUGS TRAFFICKI	1	40	29	0	70	2	14	5	0	0	21	91	0	
TRAF COCAINE LESS 20	8	145	95	0	248	1	23	32	0	0	56	304	0	
TRAF COCAINE 201-400	4	23	21	0	48	0	4	4	0	0	8	56	0	
TRAF COCAINE 401+ GM	0	10	12	0	22	0	1	3	0	0	4	26	0	
TRAF NARCOTIC LESS 1	0	3	1	0	4	1	0	0	0	0	1	5	0	
TRAF NARCOTIC 15-28	1	3	0	0	4	0	1	1	0	0	2	6	0	

(continued)

Probationer Statistical Profile

Sample: Active & admin probationers, not in facilities  
Act probationers 10/22/2002

Requestor: Nancy Phillips, Statistician

Most serious offense by current age & sex (continued)

Most serious offense	Men						Women						Grand Total	%
	age 00-21	age 22-39	age 40-98	age UNKWN	Men Total	Men %	age 00-21	age 22-39	age 40-98	age UNKWN	Women Total	Women %		
TRAF NARCOTIC 29+ GM	0	2	0	0	2	0	0	1	0	1	3	0		
TRAF MARIJNA 101-200	1	14	22	0	37	1	4	3	0	8	45	0		
TRAF MARIJNA 2001-10	0	4	0	0	4	0	1	0	0	1	5	0		
TRAF MARIJNA 10001+	1	2	1	0	4	0	0	0	0	0	4	0		
TRAF METHAQUALONE< 4	0	3	6	0	9	1	1	2	0	4	13	0		
TRAF METHAQUALONE>=4	0	2	2	0	4	0	1	0	0	1	5	0		
TRAF AMPHTMINE 28-19	0	9	6	0	15	0	2	3	0	5	20	0		
TRAF AMPHTMINE 200-3	0	1	4	0	5	0	0	2	0	2	7	0		
TRAF AMPHTMINE 400+	0	1	0	0	1	0	1	0	0	1	2	0		
CNSPIRE TRAFFIC CNTR	0	1	0	0	1	1	1	0	0	2	3	0		
TRANSACTIONS DRUG OB	0	0	1	0	1	0	1	0	0	1	2	0		
TRANSACTIONS CNTRFT	1	2	0	0	3	0	0	1	0	1	4	0		
USE COMM FACLT Y VIO	2	6	6	0	14	1	2	2	0	5	19	0		
ATT/CONSPRCY COMMT C	2	22	13	0	37	1	12	8	0	21	58	0		
UNAUTH DIST CONTRLLD	1	3	6	0	10	0	1	2	0	3	13	0		
ILLGL DIST CONTRLLD	2	10	8	0	20	0	3	0	0	3	23	0		
VIOL MOTOR VEHICLE L	12	142	129	0	283	0	28	20	0	48	331	0		
ALTER CAR TITLE	0	1	5	0	6	0	0	0	0	0	6	0		
CHOP SHOP VIOLATION	0	1	0	0	1	0	0	0	0	0	1	0		
DRVNG HABTL VIOLATOR	3	963	1283	4	2249	2	72	99	1	171	2420	2		
HABIT TRAF VOIL/IMPA	0	156	199	1	355	0	15	26	0	41	396	0		
HABIT TRAF VIOL/OTHE	2	208	202	1	412	0	15	15	0	30	442	0		
DSTL ALCOHOL BEVERAG	0	0	3	0	3	0	0	0	0	0	3	0		
POSS UNAUTHORIZED ST	0	0	0	0	0	0	1	0	0	1	1	0		
POSS CONTRABAND ARTI	2	4	3	0	9	0	0	1	0	1	10	0		
TRNSPRT CONTRABAND A	2	1	0	0	3	0	1	1	0	2	5	0		
CONCEAL CONTRABAND	0	1	0	0	1	0	0	0	0	0	1	0		
MISC MRALS/PBLIC H/S	2	5	6	0	13	0	0	1	0	1	14	0		
VIOL GAME AND FISH L	0	1	1	0	2	0	0	0	0	0	2	0		
MISC CORRECTIONL INS	3	7	4	0	14	0	4	1	0	5	19	0		
VIOLATN OTHR STATES	27	195	82	0	304	9	81	32	0	122	426	0		
CONSPIRACY	14	39	17	0	70	4	31	9	0	44	114	0		
CRMNL ATMP T	37	189	106	0	332	7	67	40	1	114	446	0		
AIRCRAFT HIJACKING	0	1	0	0	1	0	0	0	0	0	1	0		
UNAUTH DIST RECRD DE	2	3	5	0	10	0	0	0	0	0	10	0		

(continued)

Probationer Statistical Profile

Sample: Active & admin probationers, not in facilities  
Act probationers 10/22/2002

Requestor: Nancy Phillips, Statistician

Most serious offense by current age & sex (continued)

Most serious offense	Men					Women					Grand Total	%
	age 00-21	age 22-39	age 40-98	age UNKWN	Men Total	age 00-21	age 22-39	age 40-98	age UNKWN	Women Total		
CRMNL SOLICITATION	0 0	12 0	10 0	0 0	22 0	1 0	5 0	2 0	0 0	8 0	30 0	
PARTY TO A CRIME	5 0	11 0	2 0	0 0	18 0	1 0	5 0	4 0	0 0	10 0	28 0	
CRMNL TRESPASSING	1 0	6 0	3 0	0 0	10 0	0 0	0 0	2 0	0 0	2 0	12 0	
GANG PARTICIPATION	2 0	1 0	0 0	0 0	3 0	0 0	0 0	0 0	0 0	0 0	3 0	
Total reported	10177	57687	28870	0	96734	2140	16829	7994	0	26963	123697	
Percent Reported	99.9	100.0	100.0		100.0	100.0	100.0	100.0		100.0	100.0	
NOT REPORTED	6	25	8	0	39	0	6	3	0	9	48	
Total	10183	57712	28878	0	96773	2140	16835	7997	0	26972	123745	

Probationer Statistical Profile

Sample: Active & admin probationers, not in facilities  
Act probationers 10/22/2002

Requestor: Nancy Phillips, Statistician

Most serious crime type by current age & sex

Crime type	Men					Women					Grand Total	%
	age 00-21	age 22-39	age 40-98	age UNKWN	Men Total	age 00-21	age 22-39	age 40-98	age UNKWN	Women Total		
VIOL/PERSN	1034	8905	5048	0	14987	229	1880	857	0	2966	17953	15
NVIOL/PERS	166	694	358	0	1218	24	76	44	0	144	1362	1
PROPERTY	4725	19236	7591	0	31552	1293	9008	3544	0	13845	45397	37
DRUG SALES	744	4795	1793	0	7332	77	745	472	0	1294	8626	7
DRUG POSSN	2417	16058	7734	0	26209	381	4061	2430	0	6872	33081	27
ALCOHOL	2	11	13	0	26	0	0	2	0	2	28	0
HABIT/DUI	26	1590	1915	0	3531	1	153	181	0	335	3866	3
SEX OFFEND	535	2419	2269	0	5223	15	111	59	0	185	5408	4
OTHER	534	4004	2157	0	6695	120	801	408	0	1329	8024	6
Total reported	10183	57712	28878	0	96773	2140	16835	7997	0	26972	123745	
Percent Reported	100.0	100.0	100.0		100.0	100.0	100.0	100.0		100.0	100.0	
NOT REPORTED	0	0	0	0	0	0	0	0	0	0	0	
Total	10183	57712	28878	0	96773	2140	16835	7997	0	26972	123745	