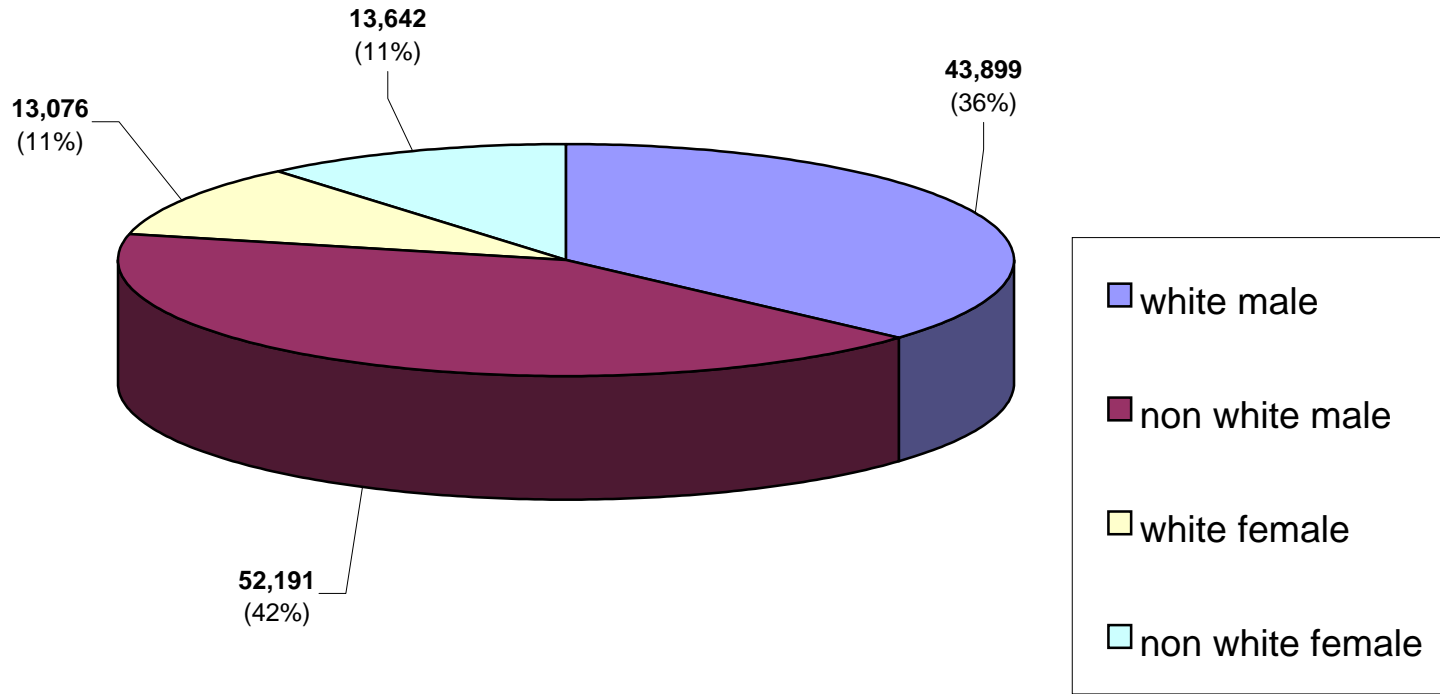
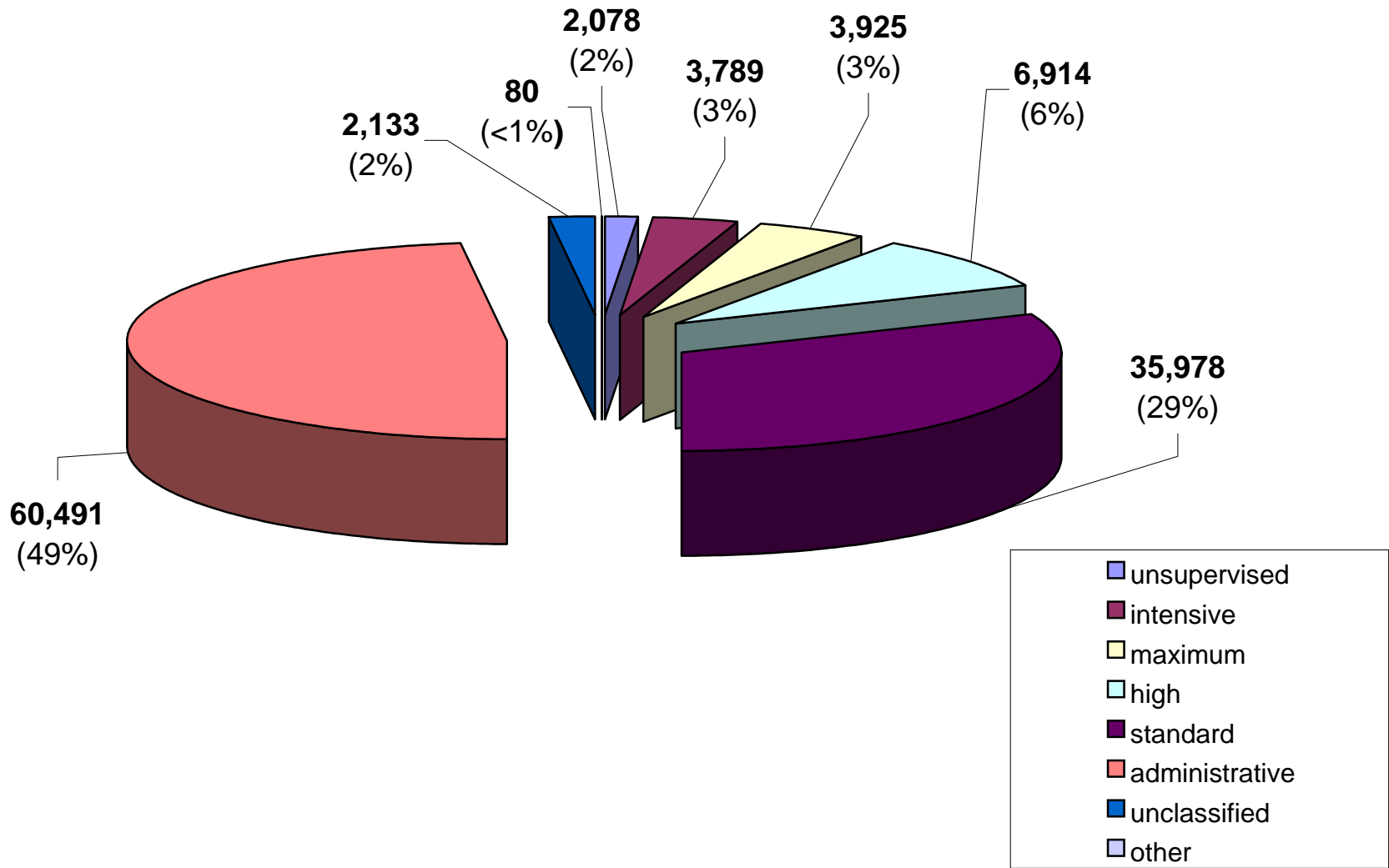


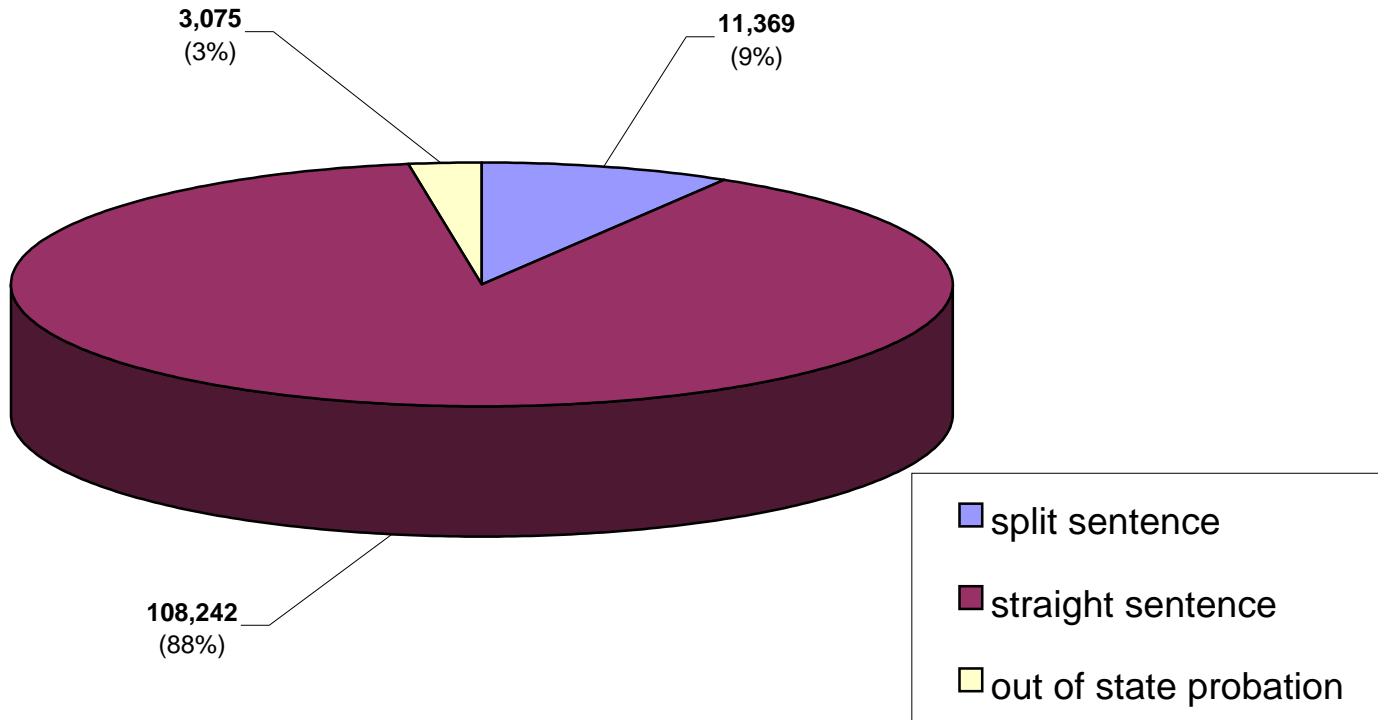
Active Probationers By Race & Gender



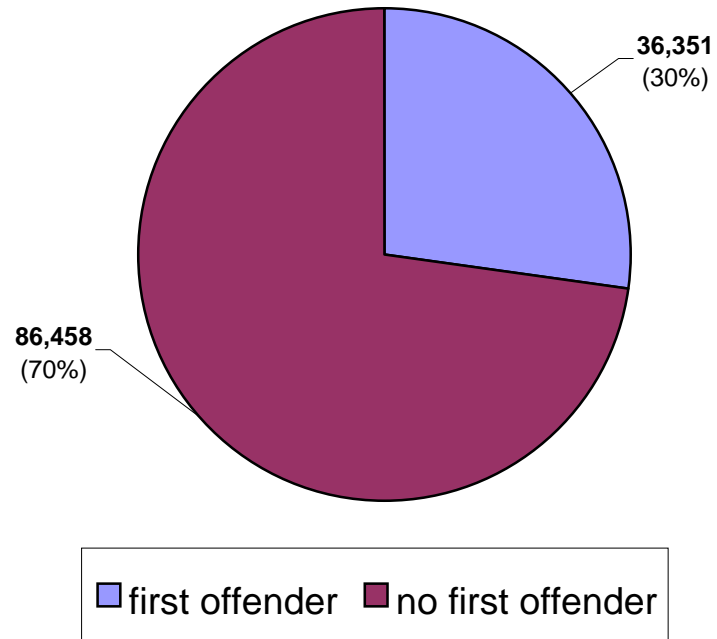
Active Probationers By Current Supervision Type



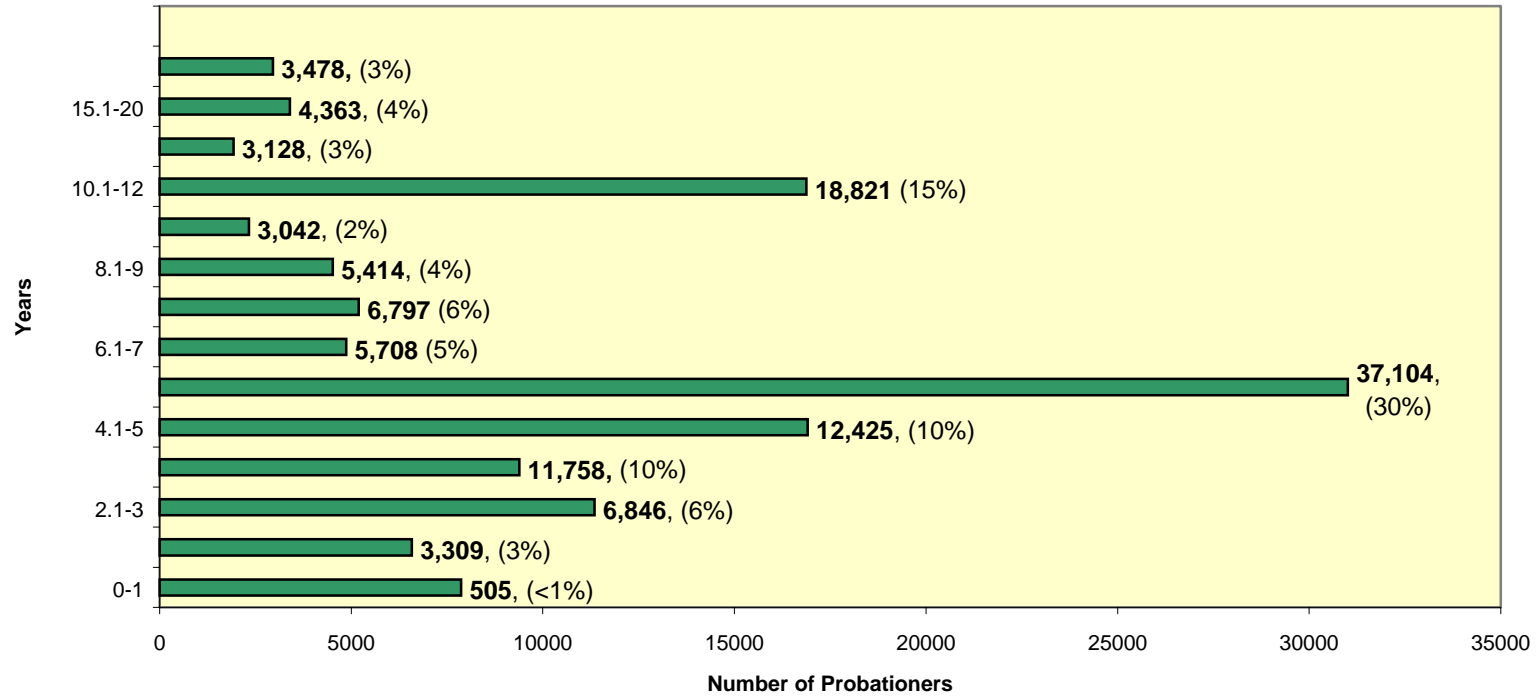
Active Probationers By Case Type



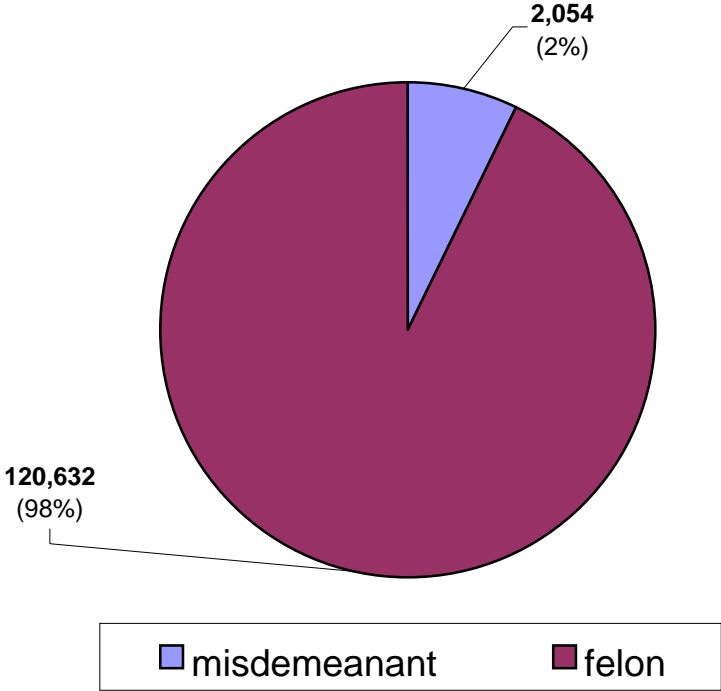
Active Probationers By First Offender Status



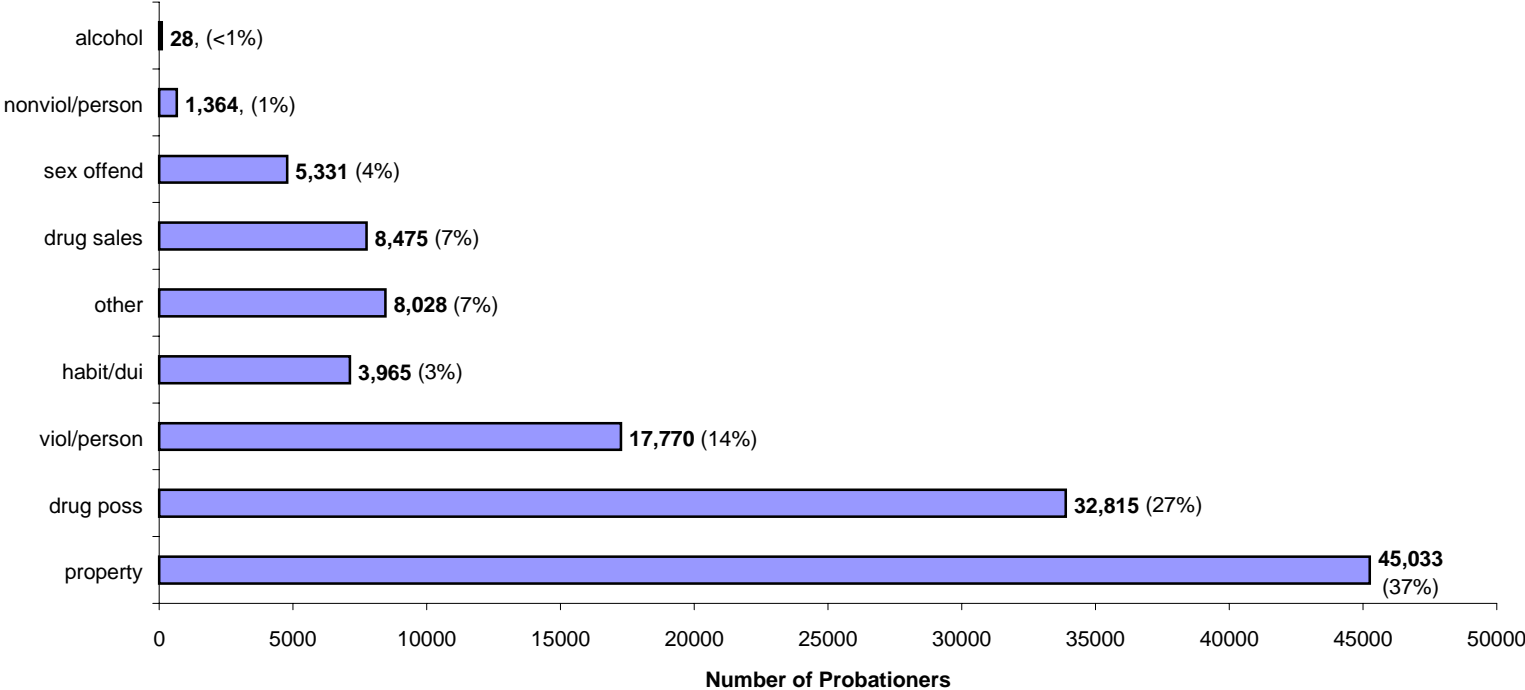
Active Probationers By Sentence Length



Active Probationer By Sentence Type



Active Probationers by Crime Type



Probationer Statistical Profile

Table of contents for Active & admin probationers, not in facilities

Title	Page
-----	----
Race and sex	2
Current supervision type	3
County of conviction	4
Circuit of conviction	9
Circuit of supervision	11
Sentence length in years	13
Time served in years	14
Time left to serve	15
Case type	16
Release type	17
First offender status	18
Type probationer	19
Most serious crime by group	20
Most serious offense	21
Most serious crime type	32

Probationer Statistical Profile

Sample: Active & admin probationers, not in facilities
Act probationers 09/17/2002

Requestor: Nancy Phillips, Statistician

Race and sex by current age & sex

Race and sex	Men					Women					Grand Total %
	age 00-21 %	age 22-39 %	age 40-98 %	age UNKWN %	Men Total %	age 00-21 %	age 22-39 %	age 40-98 %	age UNKWN %	Women Total %	
WHITE MALE	4411 43	25316 44	14172 50	0 0	43899 46	0 0	0 0	0 0	0 0	0 0	43899 36
NON WHITE MALE	5759 57	32000 56	14432 50	0 0	52191 54	0 0	0 0	0 0	0 0	0 0	52191 42
WHITE FEMALE	0 0	0 0	0 0	0 0	0 0	929 44	7922 47	4225 54	0 0	13076 49	13076 11
NON WHITE FEMALE	0 0	0 0	0 0	0 0	0 0	1168 56	8810 53	3664 46	0 0	13642 51	13642 11
Total reported	10170	57316	28604	0	96090	2097	16732	7889	0	26718	122808
Percent Reported	100.0	100.0	100.0		100.0	100.0	100.0	100.0		100.0	100.0
NOT REPORTED	0	0	1	0	1	0	0	0	0	0	1
Total	10170	57316	28605	0	96091	2097	16732	7889	0	26718	122809
AVERAGE W-AGE	19.91	29.65	47.69	.00	33.99	19.99	30.37	46.28	.00	34.25	34.05

*** Average age excludes missing dates of birth

Probationer Statistical Profile

Sample: Active & admin probationers, not in facilities
Act probationers 09/17/2002

Requestor: Nancy Phillips, Statistician

Current supervision type by current age & sex

Curr supv type	M e n				W o m e n				Grand Total %		
	age 00-21 %	age 22-39 %	age 40-98 %	age UNKWN %	Men Total %	age 00-21 %	age 22-39 %	age 40-98 %		age UNKWN %	Women Total %
UNSUPERVISED	65 1	1060 2	566 2	0 0	1691 2	12 1	256 2	119 2	0 0	387 1	2078 2
WARRANT	0 0	2 0	0 0	0 0	2 0	0 0	0 0	0 0	0 0	0 0	2 0
BC AFTERCARE	0 0	0 0	0 0	0 0	0 0	0 0	0 0	0 0	0 0	0 0	0 0
HOME CONFINEMENT	0 0	1 0	1 0	0 0	2 0	0 0	0 0	0 0	0 0	0 0	2 0
INTENSIVE	647 6	1736 3	645 2	0 0	3028 3	92 4	497 3	172 2	0 0	761 3	3789 3
MAXIMUM	361 4	2054 4	1060 4	0 0	3475 4	29 1	286 2	135 2	0 0	450 2	3925 3
HIGH	746 7	3439 6	1662 6	0 0	5847 6	104 5	667 4	296 4	0 0	1067 4	6914 6
MEDIUM	883 9	3503 6	1590 6	0 0	5976 6	136 6	918 5	391 5	0 0	1445 5	7421 6
STANDARD	4899 48	14618 26	7006 24	0 0	26523 28	1305 62	5864 35	2286 29	0 0	9455 35	35978 29
ADMINISTRATIVE	2415 24	29725 52	15523 54	0 0	47663 50	409 20	8044 48	4375 55	0 0	12828 48	60491 49
FINANCIAL	0 0	16 0	56 0	0 0	72 0	0 0	2 0	2 0	0 0	4 0	76 0
OBSOLETE CODES	0 0	0 0	0 0	0 0	0 0	0 0	0 0	0 0	0 0	0 0	0 0
UNCLASSIFIED	154 2	1162 2	496 2	0 0	1812 2	10 0	198 1	113 1	0 0	321 1	2133 2
Total reported	10170	57316	28605	0	96091	2097	16732	7889	0	26718	122809
Percent Reported	100.0	100.0	100.0		100.0	100.0	100.0	100.0		100.0	100.0
NOT REPORTED	0	0	0	0	0	0	0	0	0	0	0
Total	10170	57316	28605	0	96091	2097	16732	7889	0	26718	122809

Probationer Statistical Profile

Sample: Active & admin probationers, not in facilities
Act probationers 09/17/2002

Requestor: Nancy Phillips, Statistician

County of conviction by current age & sex

County	Men					Women					Grand Total	%										
	age 00-21	age 22-39	age 40-98	age UNKWN	Men Total	age 00-21	age 22-39	age 40-98	age UNKWN	Women Total												
Appling	28	0	134	0	61	0	0	0	223	0	2	0	31	0	10	0	0	0	43	0	266	0
Atkinson	10	0	66	0	50	0	0	0	126	0	2	0	16	0	9	0	0	0	27	0	153	0
Bacon	10	0	53	0	27	0	0	0	90	0	1	0	9	0	5	0	0	0	15	0	105	0
Baker	2	0	38	0	17	0	0	0	57	0	0	0	3	0	1	0	0	0	4	0	61	0
Baldwin	112	1	583	1	236	1	0	0	931	1	18	1	140	1	84	1	0	0	242	1	1173	1
Banks	16	0	113	0	97	0	0	0	226	0	5	0	40	0	20	0	0	0	65	0	291	0
Barrow	50	0	276	0	196	1	0	0	522	1	13	1	103	1	49	1	0	0	165	1	687	1
Bartow	97	1	861	2	495	2	0	0	1453	2	21	1	293	2	115	1	0	0	429	2	1882	2
Ben Hill	21	0	165	0	81	0	0	0	267	0	7	0	50	0	19	0	0	0	76	0	343	0
Berrien	22	0	123	0	77	0	0	0	222	0	9	0	29	0	19	0	0	0	57	0	279	0
Bibb	255	3	1612	3	817	3	0	0	2684	3	47	2	504	3	234	3	0	0	785	3	3469	3
Bleckley	22	0	118	0	47	0	0	0	187	0	8	0	43	0	13	0	0	0	64	0	251	0
Brantley	9	0	63	0	47	0	0	0	119	0	0	0	15	0	5	0	0	0	20	0	139	0
Brooks	33	0	146	0	59	0	0	0	238	0	2	0	20	0	14	0	0	0	36	0	274	0
Bryan	15	0	75	0	36	0	0	0	126	0	3	0	14	0	9	0	0	0	26	0	152	0
Bulloch	131	1	494	1	154	1	0	0	779	1	15	1	136	1	39	0	0	0	190	1	969	1
Burke	22	0	110	0	52	0	0	0	184	0	4	0	23	0	14	0	0	0	41	0	225	0
Butts	25	0	170	0	75	0	0	0	270	0	4	0	43	0	26	0	0	0	73	0	343	0
Calhoun	10	0	75	0	36	0	0	0	121	0	1	0	22	0	8	0	0	0	31	0	152	0
Camden	47	0	211	0	81	0	0	0	339	0	10	0	48	0	30	0	0	0	88	0	427	0
Candler	16	0	59	0	36	0	0	0	111	0	3	0	32	0	9	0	0	0	44	0	155	0
Carroll	91	1	480	1	209	1	0	0	780	1	23	1	137	1	74	1	0	0	234	1	1014	1
Catoosa	38	0	314	1	134	0	0	0	486	1	16	1	105	1	54	1	0	0	175	1	661	1
Charlton	6	0	48	0	25	0	0	0	79	0	0	0	7	0	7	0	0	0	14	0	93	0
Chatham	374	4	1572	3	767	3	0	0	2713	3	86	4	597	4	296	4	0	0	979	4	3692	3
Chattahoochee	6	0	21	0	11	0	0	0	38	0	1	0	7	0	4	0	0	0	12	0	50	0
Chattooga	34	0	229	0	123	0	0	0	386	0	13	1	71	0	33	0	0	0	117	0	503	0
Cherokee	176	2	782	1	399	1	0	0	1357	1	38	2	223	1	129	2	0	0	390	1	1747	1
Clarke	111	1	563	1	227	1	0	0	901	1	19	1	166	1	48	1	0	0	233	1	1134	1
Clay	7	0	37	0	20	0	0	0	64	0	1	0	5	0	5	0	0	0	11	0	75	0
Clayton	279	3	847	1	374	1	0	0	1500	2	103	5	399	2	131	2	0	0	633	2	2133	2
Clinch	13	0	79	0	56	0	0	0	148	0	3	0	23	0	6	0	0	0	32	0	180	0
Cobb	733	7	4399	8	2149	8	0	0	7281	8	153	7	1301	8	655	8	0	0	2109	8	9390	8
Coffee	43	0	234	0	130	0	0	0	407	0	3	0	68	0	42	1	0	0	113	0	520	0

(continued)

Probationer Statistical Profile

Sample: Active & admin probationers, not in facilities
Act probationers 09/17/2002

Requestor: Nancy Phillips, Statistician

County of conviction by current age & sex (continued)

County	Men							Women							Grand Total	%
	age	%	age	%	age	%	UNKWN	Men	age	%	age	%	age	%		
Colquit	114	1	435	1	220	1	0	769	12	1	91	1	42	1	0	145
Columbia	84	1	322	1	119	0	0	525	14	1	88	1	53	1	0	155
Cook	29	0	239	0	121	0	0	389	2	0	64	0	26	0	0	92
Coweta	96	1	422	1	213	1	0	731	23	1	162	1	58	1	0	243
Crawford	8	0	53	0	27	0	0	88	2	0	7	0	6	0	0	15
Crisp	73	1	262	0	133	0	0	468	15	1	82	0	30	0	0	127
Dade	27	0	151	0	75	0	0	253	3	0	52	0	15	0	0	70
Dawson	14	0	116	0	67	0	0	197	5	0	45	0	26	0	0	76
Decatur	29	0	342	1	177	1	0	548	12	1	84	1	43	1	0	139
DeKalb	592	6	2725	5	1294	5	0	4611	139	7	830	5	325	4	0	1294
Dodge	25	0	147	0	75	0	0	247	11	1	53	0	22	0	0	86
Dooly	21	0	118	0	53	0	0	192	0	0	28	0	15	0	0	43
Dougherty	333	3	2015	4	1044	4	0	3392	53	3	628	4	289	4	0	970
Douglas	181	2	1380	2	824	3	0	2385	55	3	468	3	249	3	0	772
Early	43	0	131	0	66	0	0	240	3	0	42	0	23	0	0	68
Echols	3	0	16	0	12	0	0	31	1	0	2	0	2	0	0	5
Effingham	38	0	180	0	105	0	0	323	11	1	54	0	33	0	0	98
Elbert	21	0	223	0	140	0	0	384	2	0	57	0	38	0	0	97
Emanuel	30	0	132	0	52	0	0	214	4	0	41	0	18	0	0	63
Evans	12	0	37	0	21	0	0	70	3	0	15	0	3	0	0	21
Fannin	25	0	159	0	127	0	0	311	4	0	73	0	20	0	0	97
Fayette	81	1	389	1	154	1	0	624	19	1	148	1	69	1	0	236
Floyd	113	1	870	2	497	2	0	1480	31	1	309	2	171	2	0	511
Forsyth	58	1	369	1	199	1	0	626	6	0	120	1	53	1	0	179
Franklin	23	0	186	0	107	0	0	316	3	0	46	0	24	0	0	73
Fulton	634	6	4426	8	2143	7	0	7203	81	4	826	5	473	6	0	1380
Gilmer	34	0	257	0	136	0	0	427	10	0	67	0	43	1	0	120
Glascok	2	0	7	0	3	0	0	12	0	0	0	0	0	0	0	0
Glynn	127	1	607	1	280	1	0	1014	23	1	163	1	72	1	0	258
Gordon	51	1	500	1	283	1	0	834	13	1	190	1	89	1	0	292
Grady	27	0	209	0	107	0	0	343	3	0	51	0	26	0	0	80
Greene	42	0	208	0	87	0	0	337	5	0	43	0	19	0	0	67
Gwinnett	517	5	2794	5	1190	4	0	4501	108	5	811	5	353	4	0	1272
Habersham	36	0	130	0	79	0	0	245	8	0	36	0	21	0	0	65
Hall	123	1	670	1	414	1	0	1207	33	2	255	2	114	1	0	402

(continued)

Probationer Statistical Profile

Sample: Active & admin probationers, not in facilities
Act probationers 09/17/2002

Requestor: Nancy Phillips, Statistician

County of conviction by current age & sex (continued)

County	Men					Women					Grand Total	%
	age 00-21	age 22-39	age 40-98	age UNKWN	Men Total	age 00-21	age 22-39	age 40-98	age UNKWN	Women Total		
Hancock	17	72	32	0	121	1	8	5	0	14	135	
Haralson	24	173	141	0	338	5	41	23	0	69	407	
Harris	29	118	65	0	212	4	22	14	0	40	252	
Hart	20	146	72	0	238	2	29	22	0	53	291	
Heard	8	43	35	0	86	1	9	7	0	17	103	
Henry	162	767	303	0	1232	42	216	93	0	351	1583	
Houston	152	705	351	0	1208	36	246	102	0	384	1592	
Irwin	16	77	53	0	146	2	13	7	0	22	168	
Jackson	43	274	154	0	471	4	91	42	0	137	608	
Jasper	16	59	39	0	114	0	12	6	0	18	132	
Jeff Davis	11	100	57	0	168	1	23	11	0	35	203	
Jefferson	31	132	60	0	223	1	19	5	0	25	248	
Jenkins	13	96	35	0	144	4	20	7	0	31	175	
Johnson	11	104	31	0	146	2	16	9	0	27	173	
Jones	25	212	106	0	343	4	33	23	0	60	403	
Lamar	16	176	64	0	256	4	40	12	0	56	312	
Lanier	11	92	47	0	150	3	19	11	0	33	183	
Laurens	69	393	201	0	663	4	75	30	0	109	772	
Lee	41	229	111	0	381	7	32	15	0	54	435	
Liberty	39	167	55	0	261	6	40	18	0	64	325	
Lincoln	12	53	30	0	95	1	9	8	0	18	113	
Long	15	41	22	0	78	1	5	6	0	12	90	
Lowndes	230	1037	435	0	1702	54	303	109	0	466	2168	
Lumpkin	12	150	86	0	248	3	43	28	0	74	322	
Macon	14	141	123	0	278	3	22	15	0	40	318	
Madison	36	151	94	0	281	2	35	22	0	59	340	
Marion	10	50	23	0	83	1	8	5	0	14	97	
McDuffie	22	175	76	0	273	2	34	18	0	54	327	
McIntosh	6	47	43	0	96	6	22	9	0	37	133	
Meriwether	28	156	92	0	276	3	34	21	0	58	334	
Miller	13	68	25	0	106	2	14	7	0	23	129	
Mitchell	31	345	149	0	525	7	64	34	0	105	630	
Monroe	17	206	88	0	311	4	55	18	0	77	388	
Montgomery	16	62	27	0	105	0	10	9	0	19	124	
Morgan	10	133	73	0	216	2	14	16	0	32	248	

(continued)

Probationer Statistical Profile

Sample: Active & admin probationers, not in facilities
Act probationers 09/17/2002

Requestor: Nancy Phillips, Statistician

County of conviction by current age & sex (continued)

County	Men							Women							Grand Total	%						
	age 00-21	%	age 22-39	%	age 40-98	%	UNKWN	Men Total	%	age 00-21	%	age 22-39	%	age 40-98			%	UNKWN	Women Total	%		
Murray	26	0	133	0	67	0	0	0	226	0	3	0	46	0	21	0	0	0	70	0	296	0
Muscogee	295	3	1341	2	717	3	0	0	2353	2	82	4	535	3	261	3	0	0	878	3	3231	3
Newton	71	1	762	1	439	2	0	0	1272	1	17	1	203	1	111	1	0	0	331	1	1603	1
Oconee	6	0	61	0	32	0	0	0	99	0	5	0	17	0	9	0	0	0	31	0	130	0
Oglethorpe	11	0	93	0	38	0	0	0	142	0	2	0	8	0	11	0	0	0	21	0	163	0
Paulding	56	1	305	1	169	1	0	0	530	1	5	0	56	0	45	1	0	0	106	0	636	1
Peach	33	0	168	0	67	0	0	0	268	0	0	0	34	0	15	0	0	0	49	0	317	0
Pickens	32	0	150	0	96	0	0	0	278	0	3	0	62	0	24	0	0	0	89	0	367	0
Pierce	13	0	52	0	25	0	0	0	90	0	0	0	20	0	6	0	0	0	26	0	116	0
Pike	2	0	47	0	25	0	0	0	74	0	0	0	6	0	4	0	0	0	10	0	84	0
Polk	29	0	340	1	216	1	0	0	585	1	4	0	71	0	46	1	0	0	121	0	706	1
Pulaski	23	0	72	0	38	0	0	0	133	0	2	0	20	0	11	0	0	0	33	0	166	0
Putnam	29	0	220	0	112	0	0	0	361	0	9	0	35	0	24	0	0	0	68	0	429	0
Quitman	1	0	17	0	11	0	0	0	29	0	2	0	3	0	6	0	0	0	11	0	40	0
Rabun	27	0	65	0	47	0	0	0	139	0	4	0	15	0	18	0	0	0	37	0	176	0
Randolph	10	0	94	0	38	0	0	0	142	0	1	0	27	0	17	0	0	0	45	0	187	0
Richmond	300	3	1326	2	632	2	0	0	2258	2	84	4	524	3	227	3	0	0	835	3	3093	3
Rockdale	59	1	318	1	143	1	0	0	520	1	21	1	112	1	50	1	0	0	183	1	703	1
Schley	6	0	51	0	33	0	0	0	90	0	1	0	12	0	4	0	0	0	17	0	107	0
Screven	21	0	128	0	77	0	0	0	226	0	6	0	29	0	31	0	0	0	66	0	292	0
Seminole	19	0	110	0	48	0	0	0	177	0	2	0	29	0	10	0	0	0	41	0	218	0
Spalding	67	1	429	1	224	1	0	0	720	1	17	1	166	1	73	1	0	0	256	1	976	1
Stephens	29	0	148	0	80	0	0	0	257	0	8	0	55	0	24	0	0	0	87	0	344	0
Stewart	4	0	71	0	44	0	0	0	119	0	1	0	10	0	11	0	0	0	22	0	141	0
Sumter	68	1	569	1	354	1	0	0	991	1	9	0	162	1	90	1	0	0	261	1	1252	1
Talbot	7	0	47	0	19	0	0	0	73	0	0	0	4	0	6	0	0	0	10	0	83	0
Taliaferro	4	0	8	0	5	0	0	0	17	0	1	0	1	0	0	0	0	0	2	0	19	0
Tattnall	12	0	79	0	48	0	0	0	139	0	2	0	11	0	9	0	0	0	22	0	161	0
Taylor	14	0	65	0	36	0	0	0	115	0	3	0	7	0	3	0	0	0	13	0	128	0
Telfair	25	0	130	0	54	0	0	0	209	0	3	0	42	0	19	0	0	0	64	0	273	0
Terrell	22	0	149	0	45	0	0	0	216	0	8	0	38	0	18	0	0	0	64	0	280	0
Thomas	118	1	668	1	304	1	0	0	1090	1	22	1	154	1	63	1	0	0	239	1	1329	1
Tift	36	0	339	1	179	1	0	0	554	1	3	0	89	1	38	0	0	0	130	0	684	1
Toombs	39	0	160	0	94	0	0	0	293	0	9	0	67	0	20	0	0	0	96	0	389	0
Towns	8	0	49	0	28	0	0	0	85	0	1	0	18	0	7	0	0	0	26	0	111	0

(continued)

Probationer Statistical Profile

Sample: Active & admin probationers, not in facilities
Act probationers 09/17/2002

Requestor: Nancy Phillips, Statistician

County of conviction by current age & sex (continued)

County	Men					Women					Grand Total %
	age 00-21 %	age 22-39 %	age 40-98 %	age UNKWN %	Men Total %	age 00-21 %	age 22-39 %	age 40-98 %	age UNKWN %	Women Total %	
Treutlen	12 0	76 0	46 0	0 0	134 0	2 0	20 0	12 0	0 0	34 0	168 0
Troup	115 1	444 1	222 1	0 0	781 1	23 1	183 1	70 1	0 0	276 1	1057 1
Turner	14 0	91 0	39 0	0 0	144 0	3 0	12 0	10 0	0 0	25 0	169 0
Twiggs	4 0	68 0	31 0	0 0	103 0	3 0	15 0	8 0	0 0	26 0	129 0
Union	17 0	70 0	51 0	0 0	138 0	6 0	26 0	19 0	0 0	51 0	189 0
Upson	53 1	151 0	59 0	0 0	263 0	7 0	43 0	18 0	0 0	68 0	331 0
Walker	69 1	377 1	203 1	0 0	649 1	18 1	109 1	52 1	0 0	179 1	828 1
Walton	87 1	656 1	386 1	0 0	1129 1	12 1	150 1	70 1	0 0	232 1	1361 1
Ware	26 0	231 0	128 0	0 0	385 0	5 0	81 0	31 0	0 0	117 0	502 0
Warren	8 0	41 0	25 0	0 0	74 0	0 0	3 0	1 0	0 0	4 0	78 0
Washington	30 0	119 0	56 0	0 0	205 0	1 0	32 0	20 0	0 0	53 0	258 0
Wayne	34 0	244 0	112 0	0 0	390 0	10 0	60 0	27 0	0 0	97 0	487 0
Webster	11 0	30 0	28 0	0 0	69 0	3 0	6 0	1 0	0 0	10 0	79 0
Wheeler	5 0	28 0	28 0	0 0	61 0	1 0	8 0	8 0	0 0	17 0	78 0
White	22 0	112 0	86 0	0 0	220 0	2 0	38 0	17 0	0 0	57 0	277 0
Whitfield	121 1	643 1	279 1	0 0	1043 1	29 1	235 1	105 1	0 0	369 1	1412 1
Wilcox	19 0	44 0	21 0	0 0	84 0	0 0	5 0	4 0	0 0	9 0	93 0
Wilkes	11 0	66 0	43 0	0 0	120 0	0 0	12 0	10 0	0 0	22 0	142 0
Wilkinson	8 0	80 0	44 0	0 0	132 0	1 0	26 0	9 0	0 0	36 0	168 0
Worth	23 0	157 0	87 0	0 0	267 0	4 0	26 0	18 0	0 0	48 0	315 0
Out of state	203 2	1491 3	599 2	0 0	2293 2	52 2	524 3	179 2	0 0	755 3	3048 2
Total reported	10170	57310	28600	0	96080	2097	16732	7887	0	26716	122796
Percent Reported	100.0	100.0	100.0		100.0	100.0	100.0	100.0		100.0	100.0
Not reported	0	6	5	0	11	0	0	2	0	2	13
Total	10170	57316	28605	0	96091	2097	16732	7889	0	26718	122809

Probationer Statistical Profile

Sample: Active & admin probationers, not in facilities
Act probationers 09/17/2002

Requestor: Nancy Phillips, Statistician

Circuit of conviction by current age & sex

Circuit of conv	Men							Women							Grand Total	%						
	age	age	age	age	Men	Men	age	age	age	age	Women	Women										
	00-21	%	22-39	%	40-98	%	UNKWN	%	00-21	%	22-39	%	40-98	%	UNKWN	%	Total	%				
Alapaha	85	1	599	1	351	1	0	0	1035	1	19	1	151	1	71	1	0	0	241	1	1276	1
Alcovy	158	2	1418	3	825	3	0	0	2401	3	29	1	353	2	181	2	0	0	563	2	2964	2
Atlanta	634	6	4426	8	2143	8	0	0	7203	8	81	4	826	5	473	6	0	0	1380	5	8583	7
Atlantic	99	1	446	1	225	1	0	0	770	1	21	1	107	1	54	1	0	0	182	1	952	1
Augusta	406	4	1758	3	803	3	0	0	2967	3	102	5	635	4	294	4	0	0	1031	4	3998	3
Blue Ridge	176	2	782	1	399	1	0	0	1357	1	38	2	223	1	129	2	0	0	390	2	1747	1
Brunswick	247	2	1296	2	591	2	0	0	2134	2	46	2	325	2	150	2	0	0	521	2	2655	2
Chattahoochee	361	4	1641	3	871	3	0	0	2873	3	91	4	583	4	293	4	0	0	967	4	3840	3
Cherokee	148	1	1361	2	778	3	0	0	2287	2	34	2	483	3	204	3	0	0	721	3	3008	3
Clayton	278	3	845	2	373	1	0	0	1496	2	102	5	399	2	131	2	0	0	632	2	2128	2
Cobb	733	7	4396	8	2145	8	0	0	7274	8	153	7	1298	8	654	8	0	0	2105	8	9379	8
Conasauga	147	1	776	1	346	1	0	0	1269	1	32	2	281	2	126	2	0	0	439	2	1708	1
Cordele	134	1	589	1	288	1	0	0	1011	1	22	1	165	1	68	1	0	0	255	1	1266	1
Coweta	338	3	1545	3	771	3	0	0	2654	3	73	4	525	3	230	3	0	0	828	3	3482	3
Dougherty	333	3	2015	4	1044	4	0	0	3392	4	53	3	628	4	289	4	0	0	970	4	4362	4
Dublin	96	1	641	1	309	1	0	0	1046	1	11	1	126	1	59	1	0	0	196	1	1242	1
Eastern	374	4	1571	3	767	3	0	0	2712	3	86	4	597	4	296	4	0	0	979	4	3691	3
Flint	162	2	767	1	303	1	0	0	1232	1	42	2	216	1	93	1	0	0	351	1	1583	1
Griffin	203	2	1016	2	462	2	0	0	1681	2	43	2	363	2	164	2	0	0	570	2	2251	2
Gwinnett	517	5	2794	5	1190	4	0	0	4501	5	108	5	811	5	352	5	0	0	1271	5	5772	5
Houston	152	2	705	1	351	1	0	0	1208	1	36	2	246	2	102	1	0	0	384	1	1592	1
Lookout Mountain	168	2	1071	2	535	2	0	0	1774	2	50	2	337	2	154	2	0	0	541	2	2315	2
Macon	296	3	1833	3	911	3	0	0	3040	3	49	2	545	3	255	3	0	0	849	3	3889	3
Middle	146	1	602	1	298	1	0	0	1046	1	18	1	191	1	72	1	0	0	281	1	1327	1
Mountain	92	1	343	1	206	1	0	0	641	1	20	1	106	1	63	1	0	0	189	1	830	1
Northeastern	137	1	786	1	481	2	0	0	1404	1	38	2	300	2	140	2	0	0	478	2	1882	2
Northern	111	1	799	1	451	2	0	0	1361	1	11	1	175	1	117	2	0	0	303	1	1664	1
Ocmulgee	259	3	1567	3	729	3	0	0	2555	3	40	2	311	2	186	2	0	0	537	2	3092	3
Oconee	116	1	557	1	269	1	0	0	942	1	25	1	176	1	82	1	0	0	283	1	1225	1
Ogeechee	203	2	898	2	371	1	0	0	1472	2	36	2	239	1	110	1	0	0	385	1	1857	2
Pataula	115	1	606	1	253	1	0	0	974	1	19	1	158	1	86	1	0	0	263	1	1237	1
Piedmont	109	1	663	1	447	2	0	0	1219	1	22	1	234	1	111	1	0	0	367	1	1586	1
Rome	113	1	870	2	497	2	0	0	1480	2	31	2	309	2	171	2	0	0	511	2	1991	2
South Georgia	99	1	1009	2	486	2	0	0	1594	2	23	1	224	1	112	1	0	0	359	1	1953	2

(continued)

Probationer Statistical Profile

Sample: Active & admin probationers, not in facilities
Act probationers 09/17/2002

Requestor: Nancy Phillips, Statistician

Circuit of conviction by current age & sex (continued)

Circuit of conv	M e n								W o m e n								Grand Total %
	age 00-21 %	age 22-39 %	age 40-98 %	age UNKWN %	Men Total %	age 00-21 %	age 22-39 %	age 40-98 %	age UNKWN %	Women Total %							
Southern	498 5	2302 4	1030 4	0 0	3830 4	91 4	570 4	230 3	0 0	891 3	4721 4						
Southwestern	144 1	1091 2	693 2	0 0	1928 2	24 1	244 2	136 2	0 0	404 2	2332 2						
Stone Mountain	592 6	2725 5	1294 5	0 0	4611 5	139 7	830 5	325 4	0 0	1294 5	5905 5						
Tallapoosa	53 1	513 1	357 1	0 0	923 1	9 0	112 1	69 1	0 0	190 1	1113 1						
Tifton	89 1	664 1	358 1	0 0	1111 1	12 1	140 1	73 1	0 0	225 1	1336 1						
Toombs	59 1	350 1	182 1	0 0	591 1	4 0	59 0	37 0	0 0	100 0	691 1						
Waycross	107 1	681 1	382 1	0 0	1170 1	9 0	200 1	96 1	0 0	305 1	1475 1						
Western	117 1	624 1	259 1	0 0	1000 1	24 1	183 1	57 1	0 0	264 1	1264 1						
Rockdale	59 1	318 1	143 1	0 0	520 1	21 1	112 1	50 1	0 0	183 1	703 1						
Douglas	181 2	1380 2	824 3	0 0	2385 3	55 3	468 3	249 3	0 0	772 3	3157 3						
Appalachian	91 1	566 1	359 1	0 0	1016 1	17 1	202 1	87 1	0 0	306 1	1322 1						
Enotah	59 1	381 1	251 1	0 0	691 1	12 1	125 1	71 1	0 0	208 1	899 1						
Forsyth-Bell	58 1	369 1	199 1	0 0	626 1	6 0	120 1	53 1	0 0	179 1	805 1						
Towaliga	58 1	552 1	227 1	0 0	837 1	12 1	138 1	56 1	0 0	206 1	1043 1						
OUT OF STATE	203 2	1492 3	599 2	0 0	2294 2	52 3	524 3	179 2	0 0	755 3	3049 3						
Total reported	10113	56999	28426	0	95538	2091	16673	7840	0	26604	122142						
Percent Reported	99.4	99.4	99.4		99.4	99.7	99.6	99.4		99.6	99.5						
NOT REPORTED	57	317	179	0	553	6	59	49	0	114	667						
Total	10170	57316	28605	0	96091	2097	16732	7889	0	26718	122809						

Probationer Statistical Profile

Sample: Active & admin probationers, not in facilities
Act probationers 09/17/2002

Requestor: Nancy Phillips, Statistician

Circuit of supervision by current age & sex

Circuit of supv	M e n								W o m e n								Grand Total %					
	age 00-21 %	age 22-39 %	age 40-98 %	age UNKWN %	Men Total %	age 00-21 %	age 22-39 %	age 40-98 %	age UNKWN %	Women Total %												
Alapaha	78	1	599	1	330	1	0	0	1007	1	16	1	139	1	65	1	0	0	220	1	1227	1
Alcovy	140	1	1284	2	757	3	0	0	2181	2	33	2	332	2	179	2	0	0	544	2	2725	2
Atlanta	764	8	5488	10	2609	9	0	0	8861	9	127	6	1229	7	607	8	0	0	1963	7	10824	9
Atlantic	115	1	501	1	231	1	0	0	847	1	28	1	127	1	57	1	0	0	212	1	1059	1
Augusta	408	4	1868	3	849	3	0	0	3125	3	101	5	636	4	295	4	0	0	1032	4	4157	3
Blue Ridge	158	2	718	1	387	1	0	0	1263	1	35	2	219	1	125	2	0	0	379	1	1642	1
Brunswick	253	3	1339	2	622	2	0	0	2214	2	49	2	358	2	164	2	0	0	571	2	2785	2
Chattahoochee	362	4	1677	3	893	3	0	0	2932	3	90	4	589	4	295	4	0	0	974	4	3906	3
Cherokee	166	2	1403	2	758	3	0	0	2327	2	31	1	457	3	194	2	0	0	682	3	3009	2
Clayton	267	3	956	2	417	1	0	0	1640	2	93	4	392	2	134	2	0	0	619	2	2259	2
Cobb	697	7	4104	7	1974	7	0	0	6775	7	128	6	1149	7	570	7	0	0	1847	7	8622	7
Conasauga	160	2	862	2	387	1	0	0	1409	1	38	2	310	2	134	2	0	0	482	2	1891	2
Cordele	128	1	547	1	290	1	0	0	965	1	19	1	151	1	60	1	0	0	230	1	1195	1
Coweta	339	3	1622	3	808	3	0	0	2769	3	80	4	585	4	244	3	0	0	909	3	3678	3
Dougherty	323	3	1945	3	1017	4	0	0	3285	3	56	3	602	4	270	3	0	0	928	4	4213	3
Dublin	96	1	605	1	332	1	0	0	1033	1	11	1	131	1	65	1	0	0	207	1	1240	1
Eastern	379	4	1645	3	779	3	0	0	2803	3	81	4	602	4	297	4	0	0	980	4	3783	3
Flint	159	2	744	1	318	1	0	0	1221	1	34	2	227	1	85	1	0	0	346	1	1567	1
Griffin	191	2	959	2	459	2	0	0	1609	2	50	2	349	2	148	2	0	0	547	2	2156	2
Gwinnett	534	5	2811	5	1185	4	0	0	4530	5	120	6	843	5	368	5	0	0	1331	5	5861	5
Houston	145	1	639	1	323	1	0	0	1107	1	31	1	220	1	88	1	0	0	339	1	1446	1
Lookout Mountain	163	2	1078	2	570	2	0	0	1811	2	44	2	345	2	157	2	0	0	546	2	2357	2
Macon	316	3	1928	3	951	3	0	0	3195	3	53	3	591	4	277	4	0	0	921	3	4116	3
Middle	144	1	632	1	328	1	0	0	1104	1	18	1	199	1	77	1	0	0	294	1	1398	1
Mountain	91	1	387	1	221	1	0	0	699	1	19	1	123	1	67	1	0	0	209	1	908	1
Northeastern	155	2	906	2	517	2	0	0	1578	2	45	2	338	2	169	2	0	0	552	2	2130	2
Northern	118	1	768	1	464	2	0	0	1350	1	12	1	192	1	117	1	0	0	321	1	1671	1
Ocmulgee	242	2	1472	3	678	2	0	0	2392	3	37	2	309	2	176	2	0	0	522	2	2914	2
Oconee	108	1	538	1	257	1	0	0	903	1	24	1	168	1	90	1	0	0	282	1	1185	1
Ogeechee	171	2	833	1	361	1	0	0	1365	1	36	2	239	1	115	1	0	0	390	1	1755	1
Pataula	117	1	624	1	265	1	0	0	1006	1	20	1	176	1	85	1	0	0	281	1	1287	1
Piedmont	114	1	675	1	459	2	0	0	1248	1	21	1	224	1	98	1	0	0	343	1	1591	1
Rome	111	1	863	2	503	2	0	0	1477	2	31	1	312	2	172	2	0	0	515	2	1992	2
South Georgia	111	1	1035	2	475	2	0	0	1621	2	27	1	228	1	112	1	0	0	367	1	1988	2

(continued)

Probationer Statistical Profile

Sample: Active & admin probationers, not in facilities
Act probationers 09/17/2002

Requestor: Nancy Phillips, Statistician

Circuit of supervision by current age & sex (continued)

Circuit of supv	M e n								W o m e n								Grand Total %
	age 00-21 %	age 22-39 %	age 40-98 %	age UNKWN %	Men Total %	age 00-21 %	age 22-39 %	age 40-98 %	age UNKWN %	Women Total %							
Southern	495 5	2300 4	1066 4	0 0	3861 4	93 4	579 3	230 3	0 0	902 3	4763 4						
Southwestern	138 1	1025 2	649 2	0 0	1812 2	23 1	241 1	150 2	0 0	414 2	2226 2						
Stone Mountain	647 6	3161 6	1438 5	0 0	5246 6	154 7	903 5	398 5	0 0	1455 5	6701 6						
Tallapoosa	61 1	498 1	367 1	0 0	926 1	19 1	134 1	83 1	0 0	236 1	1162 1						
Tifton	100 1	706 1	356 1	0 0	1162 1	11 1	158 1	89 1	0 0	258 1	1420 1						
Toombs	60 1	345 1	170 1	0 0	575 1	4 0	61 0	40 1	0 0	105 0	680 1						
Waycross	122 1	712 1	399 1	0 0	1233 1	12 1	217 1	96 1	0 0	325 1	1558 1						
Western	120 1	707 1	285 1	0 0	1112 1	23 1	169 1	68 1	0 0	260 1	1372 1						
Rockdale	72 1	405 1	171 1	0 0	648 1	19 1	132 1	49 1	0 0	200 1	848 1						
Douglas	148 1	1126 2	657 2	0 0	1931 2	38 2	351 2	192 2	0 0	581 2	2512 2						
Appalachian	87 1	569 1	358 1	0 0	1014 1	18 1	191 1	96 1	0 0	305 1	1319 1						
Enotah	58 1	385 1	264 1	0 0	707 1	12 1	133 1	75 1	0 0	220 1	927 1						
Forsyth-Bell	45 0	308 1	164 1	0 0	517 1	3 0	100 1	39 0	0 0	142 1	659 1						
Towaliga	61 1	526 1	226 1	0 0	813 1	14 1	142 1	60 1	0 0	216 1	1029 1						
Total reported	10037	56828	28344	0	95209	2081	16602	7821	0	26504	121713						

Probationer Statistical Profile

Sample: Active & admin probationers, not in facilities
Act probationers 09/17/2002

Requestor: Nancy Phillips, Statistician

Sentence length in years by current age & sex

Sentence (in years)	Men				Women				Grand Total	%	
	age 00-21	age 22-39	age 40-98	age UNKWN	Men Total	age 00-21	age 22-39	age 40-98			age UNKWN
0-1	49 0	216 0	128 0	0 0	393 0	9 0	71 0	32 0	0 0	112 0	505 0
1.1-2	327 3	1569 3	663 2	0 0	2559 3	89 4	469 3	192 2	0 0	750 3	3309 3
2.1-3	902 9	2921 5	1334 5	0 0	5157 5	274 13	1037 6	378 5	0 0	1689 6	6846 6
3.1-4	1366 13	4928 9	2214 8	0 0	8508 9	428 20	2066 12	756 10	0 0	3250 12	11758 10
4.1-5	1234 12	5869 10	2650 9	0 0	9753 10	234 11	1699 10	739 9	0 0	2672 10	12425 10
5.1-6	3572 35	17272 30	7845 28	0 0	28689 30	708 34	5383 32	2324 29	0 0	8415 31	37104 30
6.1-7	362 4	2848 5	1327 5	0 0	4537 5	74 4	745 4	352 4	0 0	1171 4	5708 5
7.1-8	455 4	3503 6	1560 5	0 0	5518 6	59 3	839 5	381 5	0 0	1279 5	6797 6
8.1-9	303 3	2635 5	1390 5	0 0	4328 5	41 2	687 4	358 5	0 0	1086 4	5414 4
9.1-10	161 2	1456 3	851 3	0 0	2468 3	21 1	367 2	186 2	0 0	574 2	3042 2
10.1-12	1162 11	8916 16	4677 16	0 0	14755 15	136 6	2492 15	1438 18	0 0	4066 15	18821 15
12.1-15	64 1	1513 3	1051 4	0 0	2628 3	8 0	282 2	210 3	0 0	500 2	3128 3
15.1-20	135 1	2069 4	1481 5	0 0	3685 4	9 0	355 2	314 4	0 0	678 3	4363 4
20.1-OVER	78 1	1579 3	1348 5	0 0	3005 3	7 0	240 1	226 3	0 0	473 2	3478 3
INDEFINITE	0 0	0 0	0 0	0 0	0 0	0 0	0 0	0 0	0 0	0 0	0 0
Total reported	10170	57294	28519	0	95983	2097	16732	7886	0	26715	122698
Percent Reported	100.0	100.0	99.7		99.9	100.0	100.0	100.0		100.0	99.9
NOT REPORTED	0	22	86	0	108	0	0	3	0	3	111
Total	10170	57316	28605	0	96091	2097	16732	7889	0	26718	122809
AVERAGE EXCLUDING INDEFINITE	5.47	6.88	7.62	.00	6.95	4.63	6.18	7.04	.00	6.31	6.81

Probationer Statistical Profile

Sample: Active & admin probationers, not in facilities
Act probationers 09/17/2002

Requestor: Nancy Phillips, Statistician

Time served in years by current age & sex

Time served (in yrs)	M e n					W o m e n					Grand Total %
	age 00-21 %	age 22-39 %	age 40-98 %	age UNKWN %	Men Total %	age 00-21 %	age 22-39 %	age 40-98 %	age UNKWN %	Women Total %	
0-1	5070 50	16017 28	7051 25	0 0	28138 29	1076 51	5088 30	1967 25	0 0	8131 30	36269 30
1.1-2	3063 30	13160 23	5901 21	0 0	22124 23	661 32	4014 24	1728 22	0 0	6403 24	28527 23
2.1-3	1473 14	9788 17	4664 16	0 0	15925 17	280 13	2947 18	1337 17	0 0	4564 17	20489 17
3.1-4	469 5	7169 13	3546 12	0 0	11184 12	71 3	1926 12	976 12	0 0	2973 11	14157 12
4.1-5	79 1	4698 8	2145 7	0 0	6922 7	8 0	1319 8	650 8	0 0	1977 7	8899 7
5.1-6	7 0	2136 4	1027 4	0 0	3170 3	1 0	495 3	307 4	0 0	803 3	3973 3
6.1-7	8 0	1372 2	885 3	0 0	2265 2	0 0	339 2	208 3	0 0	547 2	2812 2
7.1-8	0 0	944 2	634 2	0 0	1578 2	0 0	201 1	165 2	0 0	366 1	1944 2
8.1-9	0 0	625 1	529 2	0 0	1154 1	0 0	136 1	131 2	0 0	267 1	1421 1
9.1-10	1 0	461 1	453 2	0 0	915 1	0 0	115 1	135 2	0 0	250 1	1165 1
10.1-12	0 0	493 1	618 2	0 0	1111 1	0 0	78 0	104 1	0 0	182 1	1293 1
12.1-15	0 0	281 0	575 2	0 0	856 1	0 0	41 0	91 1	0 0	132 0	988 1
15.1-20	0 0	103 0	405 1	0 0	508 1	0 0	20 0	54 1	0 0	74 0	582 0
20.1-OVER	0 0	68 0	171 1	0 0	239 0	0 0	12 0	36 0	0 0	48 0	287 0
Total reported	10170	57315	28604	0	96089	2097	16731	7889	0	26717	122806
Percent Reported	100.0	100.0	100.0		100.0	100.0	100.0	100.0		100.0	100.0
NOT REPORTED	0	1	1	0	2	0	1	0	0	1	3
Total	10170	57316	28605	0	96091	2097	16732	7889	0	26718	122809
AVERAGE TIME SERVED	1.23	2.66	3.53	.00	2.77	1.17	2.39	3.29	.00	2.56	2.72

Probationer Statistical Profile

Sample: Active & admin probationers, not in facilities
Act probationers 09/17/2002

Requestor: Nancy Phillips, Statistician

Time left to serve by current age & sex

Time left (in years)	Men					Women					Grand Total %
	age 00-21 %	age 22-39 %	age 40-98 %	age UNKWN %	Men Total %	age 00-21 %	age 22-39 %	age 40-98 %	age UNKWN %	Women Total %	
0-1	898 9	9373 16	4795 17	0 0	15066 16	264 13	2934 18	1395 18	0 0	4593 17	19659 16
1.1-2	1411 14	9562 17	4807 17	0 0	15780 16	404 19	2950 18	1368 17	0 0	4722 18	20502 17
2.1-3	1813 18	9020 16	4406 15	0 0	15239 16	413 20	2888 17	1262 16	0 0	4563 17	19802 16
3.1-4	1775 17	7974 14	3827 13	0 0	13576 14	355 17	2355 14	1093 14	0 0	3803 14	17379 14
4.1-5	1912 19	7063 12	3172 11	0 0	12147 13	357 17	2121 13	887 11	0 0	3365 13	15512 13
5.1-6	351 3	3063 5	1496 5	0 0	4910 5	51 2	732 4	407 5	0 0	1190 4	6100 5
6.1-7	414 4	2693 5	1354 5	0 0	4461 5	64 3	678 4	333 4	0 0	1075 4	5536 5
7.1-8	411 4	2237 4	1151 4	0 0	3799 4	43 2	583 3	306 4	0 0	932 3	4731 4
8.1-9	472 5	1933 3	1025 4	0 0	3430 4	53 3	522 3	276 3	0 0	851 3	4281 3
9.1-10	438 4	1690 3	806 3	0 0	2934 3	70 3	517 3	250 3	0 0	837 3	3771 3
10.1-12	65 1	771 1	488 2	0 0	1324 1	3 0	115 1	82 1	0 0	200 1	1524 1
12.1-15	120 1	1006 2	551 2	0 0	1677 2	14 1	174 1	100 1	0 0	288 1	1965 2
15.1-20	82 1	582 1	416 1	0 0	1080 1	6 0	109 1	82 1	0 0	197 1	1277 1
20.1-OVER	7 0	306 1	217 1	0 0	530 1	0 0	45 0	44 1	0 0	89 0	619 1
INDEFINITE	0 0	0 0	0 0	0 0	0 0	0 0	0 0	0 0	0 0	0 0	0 0
NONE	1 0	21 0	6 0	0 0	28 0	0 0	9 0	1 0	0 0	10 0	38 0
Total reported	10170	57294	28517	0	95981	2097	16732	7886	0	26715	122696
Percent Reported	100.0	100.0	99.7		99.9	100.0	100.0	100.0		100.0	99.9
NOT REPORTED	0	22	88	0	110	0	0	3	0	3	113
Total	10170	57316	28605	0	96091	2097	16732	7889	0	26718	122809
AVERAGE EXCLUDING INDEFINITE, NONE	4.15	3.94	4.09	.00	4.00	3.41	3.58	3.82	.00	3.64	3.92

Probationer Statistical Profile

Sample: Active & admin probationers, not in facilities
Act probationers 09/17/2002

Requestor: Nancy Phillips, Statistician

Case type by current age & sex

Case type	M e n				W o m e n				Grand Total	%
	age 00-21	age 22-39	age 40-98	age UNKWN	age 00-21	age 22-39	age 40-98	age UNKWN		
PRESENTENCE	0	0	0	0	0	0	0	0	0	0
SPLIT SENTENCE	173	5654	4289	0	23	664	566	0	1253	11369
STRAIGHT SENTENCE	9794	50124	23639	0	2020	15532	7133	0	24685	108242
ABANDONMENT&BASTARDY	0	21	63	0	0	2	1	0	3	87
OUT OF STATE PROB	203	1504	608	0	52	526	182	0	760	3075
OUT OF STATE A&B	0	1	0	0	0	0	0	0	0	1
SUSPENDED SENTENCE	0	12	6	0	2	8	7	0	17	35
Total reported	10170	57316	28605	0	2097	16732	7889	0	26718	122809
Percent Reported	100.0	100.0	100.0		100.0	100.0	100.0		100.0	100.0
NOT REPORTED	0	0	0	0	0	0	0	0	0	0
Total	10170	57316	28605	0	2097	16732	7889	0	26718	122809

Probationer Statistical Profile

Sample: Active & admin probationers, not in facilities
Act probationers 09/17/2002

Requestor: Nancy Phillips, Statistician

Release type by current age & sex

Release type	Men					Women					Grand Total	%										
	age 00-21	age 22-39	age 40-98	age UNKWN	Men Total	age 00-21	age 22-39	age 40-98	age UNKWN	Women Total												
TRANSF OUT OF STATE	0	0	0	0	0	0	0	0	0	0	0	0										
REVOKED (TECHNICAL)	0	0	0	0	0	0	0	0	0	0	0	0										
REVOKED (NEW SENT)	0	0	0	0	0	0	0	0	0	0	0	0										
REVOKED (NEW CRIME)	0	0	0	0	0	0	0	0	0	0	0	0										
ABSCONDED (TOLLED)	0	0	0	0	0	0	0	0	0	0	0	0										
ABSCONDED (NON-TOLL)	0	0	0	0	0	0	0	0	0	0	0	0										
TERMINATED BY COURT	0	0	0	0	0	0	0	0	0	0	0	0										
OUT OF STATE TERM	0	0	0	0	0	0	0	0	0	0	0	0										
DEATH	0	0	0	0	0	0	0	0	0	0	0	0										
FINAN OBLIG COMPLETE	0	0	0	0	0	0	0	0	0	0	0	0										
OTHER	0	0	0	0	0	0	0	0	0	0	0	0										
NORMAL RELEASE	0	0	0	0	0	0	0	0	0	0	0	0										
A & B SPECIAL TERM	0	0	0	0	0	0	0	0	0	0	0	0										
INDEP JURISDICTION	0	0	0	0	0	0	0	0	0	0	0	0										
ACTIVE	10170	100	57316	100	28605	100	0	0	96091	100	2097	100	16732	100	7889	100	0	0	26718	100	122809	100
Total reported	10170	57316	28605	0	96091	2097	16732	7889	0	26718	122809											
Percent Reported	100.0	100.0	100.0		100.0	100.0	100.0	100.0		100.0	100.0											
NOT REPORTED	0	0	0	0	0	0	0	0	0	0	0											
Total	10170	57316	28605	0	96091	2097	16732	7889	0	26718	122809											

Probationer Statistical Profile

Sample: Active & admin probationers, not in facilities
Act probationers 09/17/2002

Requestor: Nancy Phillips, Statistician

First offender status by current age & sex

1stOffndr	M e n				W o m e n				Grand Total %		
	age 00-21 %	age 22-39 %	age 40-98 %	age UNKWN %	Men Total %	age 00-21 %	age 22-39 %	age 40-98 %		age UNKWN %	Women Total %
FIRST OFFNDR STATUS	5403 53	15493 27	4679 16	0 0	25575 27	1437 69	6934 41	2405 30	0 0	10776 40	36351 30
NO FIRST OFFNDR STAT	4767 47	41823 73	23926 84	0 0	70516 73	660 31	9798 59	5484 70	0 0	15942 60	86458 70
Total reported	10170	57316	28605	0	96091	2097	16732	7889	0	26718	122809
Percent Reported	100.0	100.0	100.0		100.0	100.0	100.0	100.0		100.0	100.0
NOT REPORTED	0	0	0	0	0	0	0	0	0	0	0
Total	10170	57316	28605	0	96091	2097	16732	7889	0	26718	122809

Probationer Statistical Profile

Sample: Active & admin probationers, not in facilities
Act probationers 09/17/2002

Requestor: Nancy Phillips, Statistician

Type probationer by current age & sex

Type probationer	M e n					W o m e n					Grand Total %
	age 00-21 %	age 22-39 %	age 40-98 %	age UNKWN %	Men Total %	age 00-21 %	age 22-39 %	age 40-98 %	age UNKWN %	Women Total %	
MISDEMEANANT	168 2	937 2	483 2	0 0	1588 2	29 1	280 2	157 2	0 0	466 2	2054 2
FELON	10002 98	56345 98	28053 98	0 0	94400 98	2066 99	16442 98	7724 98	0 0	26232 98	120632 98
ABANDONMENT&BASTARDY	0 0	22 0	63 0	0 0	85 0	0 0	2 0	1 0	0 0	3 0	88 0
SUSPENDED SENTENCE	0 0	12 0	6 0	0 0	18 0	2 0	8 0	7 0	0 0	17 0	35 0
Total reported	10170	57316	28605	0	96091	2097	16732	7889	0	26718	122809
Percent Reported	100.0	100.0	100.0		100.0	100.0	100.0	100.0		100.0	100.0
NOT REPORTED	0	0	0	0	0	0	0	0	0	0	0
Total	10170	57316	28605	0	96091	2097	16732	7889	0	26718	122809

Probationer Statistical Profile

Sample: Active & admin probationers, not in facilities
Act probationers 09/17/2002

Requestor: Nancy Phillips, Statistician

Most serious crime by group by current age & sex

Crime group	Men				Women				Grand Total	%
	age 00-21	age 22-39	age 40-98	age UNKWN	age 00-21	age 22-39	age 40-98	age UNKWN		
HOMICIDE	19 0	337 1	259 1	0 0	5 0	103 1	81 1	0 0	189 1	804 1
ABORTION	0 0	3 0	0 0	0 0	0 0	1 0	0 0	0 0	1 0	4 0
BODILY INJRY&REL OFF	662 7	6076 11	3777 13	0 0	164 8	1139 7	562 7	0 0	1865 7	12380 10
ARSON & REL OFF	32 0	260 0	172 1	0 0	10 0	92 1	65 1	0 0	167 1	631 1
DAMAGE OF PROPERTY	227 2	649 1	217 1	0 0	46 2	168 1	56 1	0 0	270 1	1363 1
BURGLARY & REL OFF	1650 16	6001 10	1749 6	0 0	116 6	616 4	165 2	0 0	897 3	10297 8
FORGERY & REL OFF	552 5	4231 7	1946 7	0 0	478 23	4043 24	1486 19	0 0	6007 22	12736 10
THEFT	2220 22	7666 13	3239 11	0 0	608 29	3728 22	1511 19	0 0	5847 22	18972 15
ROBBERY	327 3	1736 3	520 2	0 0	40 2	166 1	55 1	0 0	261 1	2844 2
SEXUAL OFFENSES	507 5	2368 4	2222 8	0 0	14 1	106 1	55 1	0 0	175 1	5272 4
OBSCENITY CRIMES	0 0	4 0	10 0	0 0	0 0	0 0	1 0	0 0	1 0	15 0
TREASON & REL OFF	5 0	34 0	16 0	0 0	4 0	22 0	5 0	0 0	31 0	86 0
CRIMES INVOLVNG GOVT	180 2	1243 2	464 2	0 0	46 2	397 2	244 3	0 0	687 3	2574 2
FALSIFICATIONS	25 0	181 0	88 0	0 0	14 1	120 1	40 1	0 0	174 1	468 0
OBSTRUCT LAW ENFORCE	26 0	198 0	83 0	0 0	9 0	72 0	33 0	0 0	114 0	421 0
DISORDERLY CONDUCT	69 1	187 0	75 0	0 0	11 1	22 0	15 0	0 0	48 0	379 0
GAMBLING & REL OFF	4 0	49 0	26 0	0 0	3 0	16 0	11 0	0 0	30 0	109 0
CRUELTY TO CHILDREN	28 0	557 1	356 1	0 0	16 1	444 3	145 2	0 0	605 2	1546 1
CRIMES WITH GUNS	218 2	1910 3	1290 5	0 0	23 1	131 1	87 1	0 0	241 1	3659 3
INVASION PRIVACY	4 0	98 0	43 0	0 0	0 0	1 0	2 0	0 0	3 0	148 0
RACKETEERING	0 0	9 0	18 0	0 0	0 0	4 0	11 0	0 0	15 0	42 0
DRUG ABUSE OFFENSES	3102 31	20239 35	9165 32	0 0	427 20	4651 28	2763 35	0 0	7841 29	40347 33
DRUG TRAFFICKING	24 0	307 1	241 1	0 0	10 0	75 0	72 1	0 0	157 1	729 1
AUTO CRIMES	20 0	1517 3	1842 6	0 0	0 0	131 1	160 2	0 0	291 1	3670 3
REVENUE & CONTRABAND	4 0	6 0	6 0	0 0	0 0	2 0	2 0	0 0	4 0	20 0
CRIMES OF OTH STATES	27 0	192 0	82 0	0 0	10 0	82 0	33 0	0 0	125 0	426 0
MISC. FELONIES	65 1	293 1	150 1	0 0	13 1	111 1	64 1	0 0	188 1	696 1
MISDEMEANORS	168 2	952 2	538 2	0 0	30 1	285 2	164 2	0 0	479 2	2137 2
Total reported	10165	57303	28594	0	2097	16728	7888	0	26713	122775
Percent Reported	100.0	100.0	100.0		100.0	100.0	100.0		100.0	100.0
NOT REPORTED	5	13	11	0	29	4	1	0	5	34
Total	10170	57316	28605	0	2097	16732	7889	0	26718	122809

Probationer Statistical Profile

Sample: Active & admin probationers, not in facilities
Act probationers 09/17/2002

Requestor: Nancy Phillips, Statistician

Most serious offense by current age & sex

Most serious offense	Men					Women					Grand Total	%	
	age 00-21 %	age 22-39 %	age 40-98 %	age UNKWN %	Men Total %	age 00-21 %	age 22-39 %	age 40-98 %	age UNKWN %	Women Total %			
Misdemeanors													
abandonment	0 0	14 0	53 0	0 0	67 0	0 0	0 0	1 0	0 0	1 0	68 0		
non-support	0 0	2 0	0 0	0 0	2 0	0 0	0 0	0 0	0 0	0 0	2 0		
stalking	1 0	3 0	4 0	0 0	8 0	0 0	1 0	1 0	0 0	2 0	10 0		
assault & battery	1 0	18 0	4 0	0 0	23 0	0 0	1 0	1 0	0 0	2 0	25 0		
atmpt murder	0 0	2 0	1 0	0 0	3 0	0 0	0 0	0 0	0 0	0 0	3 0		
aggravated assault	3 0	16 0	20 0	0 0	39 0	1 0	8 0	5 0	0 0	14 0	53 0		
simple assault	5 0	27 0	23 0	0 0	55 0	1 0	3 0	4 0	0 0	8 0	63 0		
simple battery	8 0	112 0	55 0	0 0	175 0	4 0	23 0	7 0	0 0	34 0	209 0		
stabbing another	0 0	0 0	1 0	0 0	1 0	0 0	0 0	0 0	0 0	0 0	1 0		
shooting at another	0 0	2 0	1 0	0 0	3 0	0 0	0 0	0 0	0 0	0 0	3 0		
wife beating	0 0	1 0	0 0	0 0	1 0	0 0	0 0	0 0	0 0	0 0	1 0		
concealing a death	0 0	1 0	0 0	0 0	1 0	0 0	0 0	0 0	0 0	0 0	1 0		
fleeing and eluding	0 0	1 0	0 0	0 0	1 0	0 0	0 0	0 0	0 0	0 0	1 0		
leave scene had inju	0 0	1 0	1 0	0 0	2 0	0 0	1 0	0 0	0 0	1 0	3 0		
crmnal intfer govt pr	0 0	3 0	0 0	0 0	3 0	0 0	0 0	0 0	0 0	0 0	3 0		
reckless conduct	7 0	13 0	4 0	0 0	24 0	0 0	6 0	0 0	0 0	6 0	30 0		
disorderly conduct	1 0	2 0	1 0	0 0	4 0	0 0	0 0	2 0	0 0	2 0	6 0		
motor vehicle abando	0 0	0 0	1 0	0 0	1 0	0 0	0 0	0 0	0 0	0 0	1 0		
larceny	0 0	3 0	2 0	0 0	5 0	0 0	1 0	0 0	0 0	1 0	6 0		
receiving stolen goo	3 0	9 0	2 0	0 0	14 0	0 0	3 0	0 0	0 0	3 0	17 0		
theft by taking	12 0	56 0	15 0	0 0	83 0	4 0	34 0	12 0	0 0	50 0	133 0		
robbery	2 0	8 0	1 0	0 0	11 0	0 0	4 0	0 0	0 0	4 0	15 0		
burglary	0 0	20 0	4 0	0 0	24 0	1 0	0 0	0 0	0 0	1 0	25 0		
car breaking	0 0	1 0	1 0	0 0	2 0	0 0	0 0	0 0	0 0	0 0	2 0		
take vehic temporary	0 0	0 0	1 0	0 0	1 0	0 0	0 0	0 0	0 0	0 0	1 0		
alter id	1 0	2 0	0 0	0 0	3 0	0 0	0 0	0 0	0 0	0 0	3 0		
cheating & swindling	0 0	0 0	1 0	0 0	1 0	0 0	0 0	0 0	0 0	0 0	1 0		
bad checks	1 0	38 0	21 0	0 0	60 0	0 0	46 0	25 0	0 0	71 0	131 0		
fraudulent checks	0 0	2 0	2 0	0 0	4 0	1 0	4 0	0 0	0 0	5 0	9 0		
lottery	0 0	1 0	0 0	0 0	1 0	0 0	0 0	0 0	0 0	0 0	1 0		
forgery	1 0	11 0	2 0	0 0	14 0	1 0	10 0	1 0	0 0	12 0	26 0		
worthless checks	0 0	0 0	1 0	0 0	1 0	0 0	4 0	6 0	0 0	10 0	11 0		
s/d of narcotics	3 0	6 0	1 0	0 0	10 0	0 0	0 0	0 0	0 0	0 0	10 0		

(continued)

Probationer Statistical Profile

Sample: Active & admin probationers, not in facilities
Act probationers 09/17/2002

Requestor: Nancy Phillips, Statistician

Most serious offense by current age & sex (continued)

Most serious offense	M e n						W o m e n						Grand									
	age 00-21	%	age 22-39	%	age 40-98	%	UNKWN	%	Total	%	age 00-21	%	age 22-39	%	age 40-98	%	UNKWN	%	Total	%		
public drunkenness	0	0	3	0	1	0	0	0	4	0	0	0	0	0	1	0	0	0	1	0	5	0
s/d dep,stim,cntrf d	0	0	3	0	0	0	0	0	3	0	0	0	0	0	0	0	0	0	0	0	3	0
s/d of lsd	0	0	0	0	0	0	0	0	0	0	1	0	0	0	0	0	0	0	1	0	1	0
s/d of marijuana	0	0	7	0	2	0	0	0	9	0	0	0	0	0	0	0	0	0	0	0	9	0
poss of narcotics	1	0	4	0	0	0	0	0	5	0	0	0	2	0	1	0	0	0	3	0	8	0
poss dep,stim,cntrf	0	0	1	0	0	0	0	0	1	0	0	0	0	0	0	0	0	0	0	0	1	0
poss of lsd	0	0	1	0	0	0	0	0	1	0	0	0	0	0	0	0	0	0	0	0	1	0
poss of marijuana	12	0	41	0	8	0	0	0	61	0	0	0	9	0	1	0	0	0	10	0	71	0
viol motor veh law	13	0	64	0	19	0	0	0	96	0	2	0	10	0	7	0	0	0	19	0	115	0
dui	10	0	133	0	108	0	0	0	251	0	1	0	26	0	24	0	0	0	51	0	302	0
obstr of law enf off	16	0	72	0	28	0	0	0	116	0	0	0	8	0	7	0	0	0	15	0	131	0
impersonating anothe	1	0	10	0	2	0	0	0	13	0	0	0	4	0	0	0	0	0	4	0	17	0
crmnl trespassing	13	0	20	0	7	0	0	0	40	0	2	0	3	0	3	0	0	0	8	0	48	0
illegal attm to obt	0	0	1	0	1	0	0	0	2	0	0	0	0	0	1	0	0	0	1	0	3	0
crmnl damage	3	0	8	0	4	0	0	0	15	0	0	0	4	0	1	0	0	0	5	0	20	0
terroristic threats	1	0	5	0	6	0	0	0	12	0	0	0	0	0	2	0	0	0	2	0	14	0
viol ga cntrl subst	17	0	52	0	13	0	0	0	82	0	1	0	12	0	7	0	0	0	20	0	102	0
sodomy	1	0	0	0	0	0	0	0	1	0	0	0	0	0	0	0	0	0	0	0	1	0
public indecency	0	0	6	0	6	0	0	0	12	0	0	0	1	0	0	0	0	0	1	0	13	0
peeping tom	0	0	1	0	1	0	0	0	2	0	0	0	0	0	0	0	0	0	0	0	2	0
molesting a minor	0	0	0	0	3	0	0	0	3	0	0	0	0	0	1	0	0	0	1	0	4	0
atmpt rape	0	0	1	0	0	0	0	0	1	0	0	0	0	0	0	0	0	0	0	0	1	0
sexual battery	2	0	6	0	8	0	0	0	16	0	0	0	0	0	0	0	0	0	0	0	16	0
escape	0	0	6	0	1	0	0	0	7	0	0	0	0	0	1	0	0	0	1	0	8	0
cpwl & concealed wea	1	0	10	0	4	0	0	0	15	0	0	0	1	0	0	0	0	0	1	0	16	0
shoplifting	3	0	4	0	7	0	0	0	14	0	4	0	17	0	5	0	0	0	26	0	40	0
pointing gun at anot	1	0	1	0	6	0	0	0	8	0	0	0	0	0	0	0	0	0	0	0	8	0
crmnl attempt	1	0	0	0	0	0	0	0	1	0	0	0	0	0	1	0	0	0	1	0	2	0
other misdemeanor	8	0	46	0	29	0	0	0	83	0	2	0	7	0	14	0	0	0	23	0	106	0
riot	0	0	0	0	1	0	0	0	1	0	0	0	0	0	0	0	0	0	0	0	1	0
fighting in public p	2	0	1	0	1	0	0	0	4	0	0	0	1	0	1	0	0	0	2	0	6	0
lottery violation	0	0	0	0	0	0	0	0	0	0	0	0	1	0	0	0	0	0	1	0	1	0
off agnst pub hlth/m	0	0	5	0	6	0	0	0	11	0	0	0	0	0	0	0	0	0	0	0	11	0
gambling & related o	0	0	0	0	1	0	0	0	1	0	0	0	0	0	0	0	0	0	0	0	1	0
fairl fil/mntn abort	0	0	0	0	1	0	0	0	1	0	0	0	0	0	0	0	0	0	0	0	1	0

(continued)

Probationer Statistical Profile

Sample: Active & admin probationers, not in facilities
Act probationers 09/17/2002

Requestor: Nancy Phillips, Statistician

Most serious offense by current age & sex (continued)

Most serious offense	Men					Women					Grand Total	%	
	age 00-21	age 22-39	age 40-49	age 50-59	age UNKWN	age 00-21	age 22-39	age 40-49	age 50-59	age UNKWN			
involuntary manslaughter	0	0	1	0	0	0	0	0	0	0	0	1	0
interference with custody	0	2	2	0	0	4	0	2	0	0	2	6	0
theft by deception <	0	1	1	0	0	2	1	4	0	1	0	6	0
theft/lost/property<	1	3	0	0	0	4	0	0	0	0	0	4	0
theft of services <	0	1	1	0	0	2	0	1	0	0	1	3	0
theft by conversion	0	4	1	0	0	5	0	2	3	0	5	10	0
theft trade secret <	0	0	0	0	0	0	0	1	0	0	0	1	0
theft motor vehicle,	1	3	1	0	0	5	1	0	0	0	1	6	0
conversn paymnt real	0	1	0	0	0	1	0	0	0	0	0	1	0
entrng mot veh crim	0	6	0	0	0	6	0	1	2	0	3	9	0
viol forgery&fraud p	1	0	1	0	0	2	0	1	1	0	2	4	0
tpos/use drug rel ob	0	1	1	0	0	2	0	0	1	0	1	3	0
obtn/attmpt drugs il	0	0	3	0	0	3	0	1	2	0	3	6	0
viol dangerous drugs	0	2	0	0	0	2	0	0	0	0	0	2	0
mfg/dist imitate con	0	4	1	0	0	5	0	1	0	0	1	6	0
misc abuse govt offi	0	0	0	0	0	0	0	1	1	0	2	2	0
misc escape & other	0	1	0	0	0	1	0	0	0	0	0	1	0
misc offns relt jud	0	0	1	0	0	1	0	0	0	0	0	1	0
misc obstruction off	1	1	0	0	0	2	0	0	0	0	0	2	0
misc sexual offenses	1	3	3	0	0	7	0	0	0	0	0	7	0
pandering	0	1	1	0	0	2	0	0	0	0	0	2	0
providing sex mat mi	0	1	0	0	0	1	0	0	0	0	0	1	0
exhibit sex shows mi	0	0	1	0	0	1	0	0	0	0	0	1	0
dng instrmtalties &	0	1	0	0	0	1	0	0	0	0	0	1	0
viol acts rsale plnt	1	0	0	0	0	1	0	0	0	0	0	1	0
viol alcoh bev regs	0	1	2	0	0	3	0	0	0	0	0	3	0
furnish liquor to mi	1	0	1	0	0	2	0	0	0	0	0	2	0
poss alc bev by juve	1	1	1	0	0	3	0	0	0	0	0	3	0
veh homicide tit 40	0	1	1	0	0	2	0	0	1	0	1	3	0
viol motor veh licen	0	1	0	0	0	1	0	0	0	0	0	1	0
misc misdemeanor	5	24	14	0	0	43	2	13	8	0	23	66	0
viol othr states law	0	1	3	0	0	4	1	1	1	0	3	7	0

(continued)

Probationer Statistical Profile

Sample: Active & admin probationers, not in facilities
Act probationers 09/17/2002

Requestor: Nancy Phillips, Statistician

Most serious offense by current age & sex (continued)

Most serious offense	Men					Women					Grand Total %
	age 00-21 %	age 22-39 %	age 40-98 %	age UNKWN %	Men Total %	age 00-21 %	age 22-39 %	age 40-98 %	age UNKWN %	Women Total %	
FELONIES											
MISC HOMICIDE OFFENS	1 0	6 0	2 0	0 0	9 0	1 0	2 0	1 0	0 0	4 0	13 0
MURDER	1 0	6 0	7 0	0 0	14 0	0 0	6 0	1 0	0 0	7 0	21 0
VOLUNTARY MANSLAUGHT	3 0	77 0	92 0	0 0	172 0	0 0	36 0	41 1	0 0	77 0	249 0
INVOLUNTARY MANSLAUG	5 0	58 0	34 0	0 0	97 0	1 0	23 0	6 0	0 0	30 0	127 0
FETICIDE	0 0	1 0	0 0	0 0	1 0	0 0	0 0	0 0	0 0	0 0	1 0
VEHICULAR HOMICIDE	7 0	179 0	106 0	0 0	292 0	3 0	33 0	24 0	0 0	60 0	352 0
HOMICIDE BY PILOT,DU	0 0	1 0	2 0	0 0	3 0	0 0	0 0	1 0	0 0	1 0	4 0
CONCEAL DEATH OF ANO	0 0	3 0	1 0	0 0	4 0	0 0	0 0	0 0	0 0	0 0	4 0
ATMPT MURDER	2 0	6 0	15 0	0 0	23 0	0 0	3 0	7 0	0 0	10 0	33 0
MISC ABORTION	0 0	1 0	0 0	0 0	1 0	0 0	1 0	0 0	0 0	1 0	2 0
CRMNL ABORTION	0 0	2 0	0 0	0 0	2 0	0 0	0 0	0 0	0 0	0 0	2 0
MISC ASSAULT/BATTERY	5 0	95 0	44 0	0 0	144 0	0 0	3 0	5 0	0 0	8 0	152 0
FAMILY VIOLENCE BATT	3 0	8 0	2 0	0 0	13 0	0 0	1 0	0 0	0 0	1 0	14 0
AGGRAV ASSAULT	402 4	3757 7	2297 8	0 0	6456 7	125 6	872 5	439 6	0 0	1436 5	7892 6
ATMPT AGGRAV ASSAULT	1 0	18 0	17 0	0 0	36 0	2 0	7 0	5 0	0 0	14 0	50 0
AGGRAV BATTERY	45 0	423 1	245 1	0 0	713 1	5 0	50 0	23 0	0 0	78 0	791 1
TERRORIST THREATS &	133 1	811 1	566 2	0 0	1510 2	19 1	106 1	51 1	0 0	176 1	1686 1
FALSE IMPRISONMENT	16 0	199 0	80 0	0 0	295 0	2 0	11 0	2 0	0 0	15 0	310 0
FALSE IMPRIS COLOR L	0 0	0 0	2 0	0 0	2 0	0 0	1 0	0 0	0 0	1 0	3 0
KIDNAPPING	1 0	84 0	44 0	0 0	129 0	0 0	2 0	1 0	0 0	3 0	132 0
INTERFERENCE WITH CU	11 0	29 0	12 0	0 0	52 0	4 0	16 0	6 0	0 0	26 0	78 0
AGGRAV ASSAULT POLCE	10 0	113 0	92 0	0 0	215 0	2 0	15 0	10 0	0 0	27 0	242 0
AGGRAV BATTERY PEACE	3 0	6 0	1 0	0 0	10 0	0 0	1 0	0 0	0 0	1 0	11 0
SIMPLE BATTERY	6 0	73 0	47 0	0 0	126 0	1 0	15 0	2 0	0 0	18 0	144 0
RECK COND	0 0	8 0	2 0	0 0	10 0	0 0	3 0	0 0	0 0	3 0	13 0
INJURY BY VEHICLE	0 0	5 0	1 0	0 0	6 0	0 0	0 0	0 0	0 0	0 0	6 0
STALKING	2 0	17 0	20 0	0 0	39 0	0 0	2 0	0 0	0 0	2 0	41 0
AGGRAV STALKING	24 0	428 1	300 1	0 0	752 1	4 0	34 0	18 0	0 0	56 0	808 1
ATMPT KIDNAP	0 0	2 0	5 0	0 0	7 0	0 0	0 0	0 0	0 0	0 0	7 0
ARSON MISC	1 0	14 0	10 0	0 0	25 0	1 0	3 0	7 0	0 0	11 0	36 0
ARSON 1ST DEGREE	15 0	182 0	130 0	0 0	327 0	6 0	66 0	49 1	0 0	121 0	448 0

(continued)

Probationer Statistical Profile

Sample: Active & admin probationers, not in facilities
Act probationers 09/17/2002

Requestor: Nancy Phillips, Statistician

Most serious offense by current age & sex (continued)

Most serious offense	Men						Women						Grand Total	%
	age 00-21	age 22-39	age 40-98	age UNKWN	Men Total	Men %	age 00-21	age 22-39	age 40-98	age UNKWN	Women Total	Women %		
ARSON 2ND DEGREE	10	43	24	0	77	0	0	13	7	0	20	97	0	
ARSON 3RD DEGREE	5	17	5	0	27	3	7	1	0	0	11	38	0	
CRMNL POSS EXPLOSIVE	1	2	3	0	6	0	3	1	0	0	4	10	0	
CRMNL POSS INCENDIAR	0	2	0	0	2	0	0	0	0	0	0	2	0	
MISC CRIMINAL DAMAGE	5	15	5	0	25	1	4	0	0	0	5	30	0	
CRMNL DAMAGE 1ST DEG	47	164	69	0	280	5	30	8	0	0	43	323	0	
CRMNL DAMAGE 2ND DEG	155	405	128	0	688	39	125	41	1	0	205	893	1	
DAMAGE,DESTROY SECR	3	17	7	0	27	0	3	4	0	0	7	34	0	
VANDALISM TO CHURCH	2	8	0	0	10	0	1	1	0	0	2	12	0	
ALTER ID	15	40	8	0	63	1	5	2	0	0	8	71	0	
BURGLARY	1544	5836	1696	0	9076	111	602	161	2	0	874	9950	8	
POSS BURGLAR TOOLS	67	89	26	0	182	1	12	1	0	0	14	196	0	
ATMPT BURGLARY	39	76	27	0	142	4	2	3	0	0	9	151	0	
MISC FORGERY	3	22	5	0	30	4	19	6	0	0	29	59	0	
FORGERY 1ST DEGREE	402	3232	1520	0	5154	327	3029	1199	15	0	4555	9709	8	
FORGERY 2ND DEGREE	35	178	49	0	262	13	65	20	0	0	98	360	0	
BAD CHECKS	5	160	163	0	328	8	194	80	1	0	282	610	0	
ILLEGAL USE-CREDIT C	3	14	2	0	19	2	13	2	0	0	17	36	0	
THEFT CREDIT CARD	23	98	21	0	142	19	81	15	0	0	115	257	0	
FORGERY CREDIT CARD	6	32	4	0	42	9	52	4	0	0	65	107	0	
FRAUDULENT CREDIT CA	63	303	68	0	434	81	408	70	1	0	559	993	1	
CRMNL POSS CREDIT CA	2	5	2	0	9	0	1	0	0	0	1	10	0	
RECV GDS,SRVS FRAUD	0	12	8	0	20	1	20	16	0	0	37	57	0	
TELECOMMUNICATIONS F	0	16	12	0	28	0	7	1	0	0	8	36	0	
ATMPT FORGERY	0	3	2	0	5	1	0	5	0	0	6	11	0	
FAILR PAY NATRL PRD/	0	1	2	0	3	0	0	1	0	0	1	4	0	
FRAUDULENT ACCESS CO	4	33	7	0	44	3	39	2	0	0	44	88	0	
MISC FRAUD	6	122	81	0	209	10	115	65	1	0	190	399	0	
THEFT BY TAKING	739	3289	1519	0	5547	244	1945	821	10	0	3010	8557	7	
THEFT BY DECEPTION	11	205	192	0	408	13	123	79	1	0	215	623	1	
THEFT BY EXTORTION	1	10	1	0	12	2	5	4	0	0	11	23	0	
THEFT OF LOST PROPER	5	14	8	0	27	1	7	2	0	0	10	37	0	
THEFT BY REC STOLEN	654	2056	575	0	3285	54	287	71	1	0	412	3697	3	
THEFT OF SERVICES	4	37	29	0	70	0	23	12	0	0	35	105	0	
THEFT BY CONVERSION	11	219	213	0	443	4	132	74	1	0	210	653	1	

(continued)

Probationer Statistical Profile

Sample: Active & admin probationers, not in facilities
Act probationers 09/17/2002

Requestor: Nancy Phillips, Statistician

Most serious offense by current age & sex (continued)

Most serious offense	Men						Women						Grand Total	%
	age 00-21	age 22-39	age 40-98	age UNKWN	Men Total	Men %	age 00-21	age 22-39	age 40-98	age UNKWN	Women Total	Women %		
THEFT OF TRADE SECRE	0	2	1	0	3	0	0	1	0	0	0	1	4	
CONVSN PAYMNTS REAL	0	6	18	0	24	0	0	0	0	0	0	0	24	
ATMPT THEFT BY TAKIN	1	0	0	0	1	0	0	0	0	0	0	0	1	
THEFT OF MOTOR VEH,	161	484	147	0	792	17	57	17	0	0	0	91	883	
THEFT OF LEASED PERS	0	1	0	0	1	0	4	0	0	0	0	4	5	
THEFT BRING PROP IN	20	53	20	0	93	3	9	3	0	0	0	15	108	
THEFT RECV PROP OUT	4	18	1	0	23	1	3	1	0	0	0	5	28	
LIVESTOCK THEFT	3	6	3	0	12	1	2	0	0	0	0	3	15	
THEFT BY SHOPLIFTING	149	660	405	0	1214	254	1094	420	5	0	0	1768	2982	
ENTERING VEHICLE	457	604	107	0	1168	14	36	6	0	0	0	56	1224	
STEAL ALTER PUBLIC D	0	2	0	0	2	0	0	1	0	0	0	1	3	
ROBBERY	259	1178	307	0	1744	33	127	40	1	0	0	200	1944	
ARMED ROBBERY	27	442	190	0	659	5	32	13	0	0	0	50	709	
ROBBERY BY FORCE	1	3	0	0	4	0	0	0	0	0	0	0	4	
ROBBERY BY INTIMIDAT	1	2	0	0	3	0	0	0	0	0	0	0	3	
ROBBERY BY SUDDEN SN	1	2	0	0	3	0	0	1	0	0	0	1	4	
HIJACKING MOTOR VEHI	1	2	0	0	3	1	0	0	0	0	0	1	4	
ATMPT ROBBERY	26	70	20	0	116	1	5	1	0	0	0	7	123	
ATMPT ARMED ROBBERY	11	37	3	0	51	0	2	0	0	0	0	2	53	
MISC SEXUAL	3	34	33	0	70	0	2	1	0	0	0	3	73	
RAPE	8	130	110	0	248	0	0	0	0	0	0	0	248	
SODOMY	9	25	41	0	75	2	1	1	0	0	0	4	79	
AGGRAV SODOMY	3	45	78	0	126	0	0	1	0	0	0	1	127	
SEDUCTION	0	0	1	0	1	0	0	1	0	0	0	1	2	
INCEST	7	34	118	0	159	0	5	7	0	0	0	12	171	
BIGAMY	0	8	10	0	18	0	2	0	0	0	0	2	20	
AGGRAV SEXUAL BATTER	2	25	25	0	52	0	1	0	0	0	0	1	53	
PANDERING BY COMPULS	0	2	3	0	5	0	0	0	0	0	0	0	5	
STATUTORY RAPE	292	914	89	0	1295	4	26	4	0	0	0	34	1329	
CHILD MOLESTATION	141	880	1401	5	2422	7	45	27	0	0	0	79	2501	
ENTICING CHILD-INDEC	18	105	103	0	226	0	15	6	0	0	0	21	247	
AGGRAV CHILD MOLESTA	15	105	176	1	296	0	4	3	0	0	0	7	303	
NECROPHILIA	0	0	0	0	0	0	0	1	0	0	0	1	1	
SEXL/ASLT/AGN/PERS/	3	23	12	0	38	0	5	3	0	0	0	8	46	
SEXUAL ASLT BY THERA	0	1	0	0	1	0	0	0	0	0	0	0	1	

(continued)

Probationer Statistical Profile

Sample: Active & admin probationers, not in facilities
Act probationers 09/17/2002

Requestor: Nancy Phillips, Statistician

Most serious offense by current age & sex (continued)

Most serious offense	Men					Women					Grand Total	%
	age 00-21	age 22-39	age 40-98	age UNKWN	Men Total	age 00-21	age 22-39	age 40-98	age UNKWN	Women Total		
SOLICIT SODOMY FROM	1 0	4 0	6 0	0 0	11 0	0 0	0 0	0 0	0 0	0 0	11 0	0
ATMPT RAPE	3 0	31 0	12 0	0 0	46 0	1 0	0 0	0 0	0 0	1 0	47 0	0
ATMPT SODOMY	0 0	0 0	3 0	0 0	3 0	0 0	0 0	0 0	0 0	0 0	3 0	0
ATMPT AGGRAV SODOMY	1 0	2 0	1 0	0 0	4 0	0 0	0 0	0 0	0 0	0 0	4 0	0
AGG ASLT W ATMPT TO	1 0	0 0	0 0	0 0	1 0	0 0	0 0	0 0	0 0	0 0	1 0	0
MISC OBSCENITY	0 0	1 0	3 0	0 0	4 0	0 0	0 0	0 0	0 0	0 0	4 0	0
DISTRIBUTING OBSCENE	0 0	0 0	2 0	0 0	2 0	0 0	0 0	1 0	0 0	1 0	3 0	0
DISTR MAT DEPICT NUD	0 0	3 0	3 0	0 0	6 0	0 0	0 0	0 0	0 0	0 0	6 0	0
PROV SEX MATER TO MI	0 0	0 0	2 0	0 0	2 0	0 0	0 0	0 0	0 0	0 0	2 0	0
MISC PUBLIC ORDER	0 0	4 0	3 0	0 0	7 0	0 0	0 0	1 0	0 0	1 0	8 0	0
TREASON	0 0	0 0	0 0	0 0	0 0	0 0	1 0	0 0	0 0	1 0	1 0	0
INSURRECTION	0 0	1 0	0 0	0 0	1 0	0 0	0 0	0 0	0 0	0 0	1 0	0
INCITING TO INSURREC	2 0	1 0	1 0	0 0	4 0	0 0	0 0	0 0	0 0	0 0	4 0	0
ADVOC OVERTHROW OF G	0 0	0 0	1 0	0 0	1 0	0 0	0 0	0 0	0 0	0 0	1 0	0
FALSE SWEARNG WRITTN	3 0	28 0	11 0	0 0	42 0	4 0	21 0	4 0	0 0	29 0	71 0	0
ABUSE OF GOVT OFFICE	0 0	0 0	1 0	0 0	1 0	0 0	0 0	0 0	0 0	0 0	1 0	0
BRIBERY GOVT OFFICER	0 0	12 0	11 0	0 0	23 0	0 0	5 0	1 0	0 0	6 0	29 0	0
VIOL OATH PUBLIC OFF	0 0	4 0	1 0	0 0	5 0	0 0	1 0	1 0	0 0	2 0	7 0	0
INFLUENCE LEGISLATIV	0 0	0 0	1 0	0 0	1 0	0 0	0 0	0 0	0 0	0 0	1 0	0
INFLUENCE GOVT OFFIC	0 0	2 0	0 0	0 0	2 0	0 0	0 0	0 0	0 0	0 0	2 0	0
DEFRAUDING STATE	0 0	16 0	29 0	0 0	45 0	1 0	162 1	123 2	0 0	286 1	331 0	0
CONSPIRE RESTRAIN FR	0 0	1 0	0 0	0 0	1 0	0 0	0 0	0 0	0 0	0 0	1 0	0
FALSE CERTIFICATES	0 0	3 0	2 0	0 0	5 0	0 0	6 0	0 0	0 0	6 0	11 0	0
INFLUENCING WITNESS	1 0	9 0	6 0	0 0	16 0	0 0	7 0	2 0	0 0	9 0	25 0	0
OBSTR OF LAW ENF OFF	179 2	1196 2	413 1	0 0	1788 2	45 2	216 1	117 1	0 0	378 1	2166 2	0
MISC JUDICIAL PROCEE	0 0	1 0	2 0	0 0	3 0	1 0	1 0	0 0	0 0	2 0	5 0	0
PERJURY	0 0	14 0	14 0	0 0	28 0	1 0	15 0	6 0	0 0	22 0	50 0	0
FALSE SWEARING	2 0	17 0	7 0	0 0	26 0	4 0	18 0	9 0	0 0	31 0	57 0	0
SUBORNATION OF PERJU	0 0	0 0	1 0	0 0	1 0	0 0	1 0	1 0	0 0	2 0	3 0	0
IMPERSONATION	1 0	10 0	2 0	0 0	13 0	1 0	3 0	1 0	0 0	5 0	18 0	0
IMPERSONATING OFFICE	4 0	38 0	18 0	0 0	60 0	0 0	1 0	0 0	0 0	1 0	61 0	0
BARRATRY	0 0	7 0	1 0	0 0	8 0	0 0	0 0	0 0	0 0	0 0	8 0	0
EMBRACERY	0 0	0 0	0 0	0 0	0 0	0 0	3 0	0 0	0 0	3 0	3 0	0
FALSE STATEMENTS GOV	18 0	92 0	42 0	0 0	152 0	7 0	76 0	23 0	0 0	106 0	258 0	0
UNAUTH REPRESTN PEAC	0 0	0 0	1 0	0 0	1 0	0 0	0 0	0 0	0 0	0 0	1 0	0

(continued)

Probationer Statistical Profile

Sample: Active & admin probationers, not in facilities
Act probationers 09/17/2002

Requestor: Nancy Phillips, Statistician

Most serious offense by current age & sex (continued)

Most serious offense	Men						Women						Grand Total	%
	age 00-21	age 22-39	age 40-98	age UNKWN	Men Total	Men %	age 00-21	age 22-39	age 40-98	age UNKWN	Women Total	Women %		
IMPRSNTNG ANTHR RBAL	0	2	0	0	2	0	0	2	0	0	2	4		
ESCAPE	10	100	52	0	162	1	20	7	0	28	190			
AIDING ESCAPE	1	6	0	0	7	1	6	1	0	8	15			
HINDERING APPREH OR	14	62	18	0	94	7	39	24	0	70	164			
COMPOUNDING A CRIME	0	1	1	0	2	0	3	0	0	3	5			
MUTINY IN PENAL INST	0	1	0	0	1	0	0	0	0	0	1			
BAIL JUMPING	1	28	10	0	39	0	3	1	0	4	43			
ATMPT ESCAPE	0	0	2	0	2	0	1	0	0	1	3			
FALSE PUBLIC ALARM	14	14	1	0	29	2	2	1	0	5	34			
CRMNL INTERFERE GOVT	55	173	74	0	302	9	20	14	0	43	345			
MISC GAMBLING/RELATE	0	0	1	0	1	0	0	0	0	0	1			
COMMERICAL GAMBLING	0	3	11	0	14	0	2	8	0	10	24			
COMMUNICATING GAMBL	0	1	2	0	3	0	0	0	0	0	3			
BRIBERY OF CONTESTAN	0	3	2	0	5	0	1	0	0	1	6			
GAMBLING ACT ON BUSI	0	0	1	0	1	0	1	0	0	1	2			
DOGFIGHTING	4	33	6	0	43	0	2	2	0	4	47			
LOTTERY VIOLATION	0	5	2	0	7	2	10	1	0	13	20			
BOARDING BUS W/CONCL	0	4	1	0	5	1	0	0	0	1	6			
CRUELTY TO CHILDREN	22	505	299	1	826	14	428	141	2	583	1409			
SEX EXPLOITATION CHI	3	17	21	0	41	0	6	1	0	7	48			
ABANDONMENT OF CHILD	0	31	35	0	66	0	2	3	0	5	71			
UNLWFL AD ADOPT CHIL	0	0	0	0	0	0	1	0	0	1	1			
CNTRBTNG DELINQENCY	3	4	1	0	8	2	7	0	0	9	17			
MISC WEAPON/EXPLOSIV	10	21	7	0	38	1	0	0	0	1	39			
CARRY CONCEALED WEAP	16	55	12	0	83	0	4	0	0	4	87			
CARRY PISTL WITHOUT	1	4	1	0	6	0	0	1	0	1	7			
ALTER PISTL LICENSE	1	1	0	0	2	0	0	0	0	0	2			
MACHINE GUN ACTIVITI	0	0	1	0	1	0	0	0	0	0	1			
POSS OF FIREARM DUR	53	536	237	1	826	0	47	27	0	74	900			
POSS OF CERTAIN WEAP	28	112	61	0	201	4	5	4	0	13	214			
POSS FIREARM CONVCT	18	1113	960	3	2091	1	68	52	1	121	2212			
CARRY WEAPON AT SCHO	88	54	3	0	145	17	6	2	0	25	170			
GUARD LINE WITH WEAP	1	1	1	0	3	0	1	1	0	2	5			
POSS WEAPON BY PRISO	2	10	2	0	14	0	0	0	0	0	14			
MISUSE FIREARM HUNTI	0	2	3	0	5	0	0	0	0	0	5			

(continued)

Probationer Statistical Profile

Sample: Active & admin probationers, not in facilities
Act probationers 09/17/2002

Requestor: Nancy Phillips, Statistician

Most serious offense by current age & sex (continued)

Most serious offense	Men						Women						Grand Total	%
	age 00-21	age 22-39	age 40-98	age UNKWN	Men Total	Men %	age 00-21	age 22-39	age 40-98	age UNKWN	Women Total	Women %		
CRUELTY TO ANIMALS	0	1	1	0	2	0	0	0	0	0	0	2	0	
AGGRAV CRUELTY TO AN	0	0	1	0	1	0	0	0	0	0	0	1	0	
MISC INVASION OF PRI	0	3	1	0	4	0	0	0	1	0	1	5	0	
EAVESDROP & SURVEILL	0	9	7	0	16	0	0	0	1	0	1	17	0	
PEEPING TOM	4	85	35	0	124	0	1	0	0	0	1	125	0	
P/S/D OF EAVESDROP D	0	1	0	0	1	0	0	0	0	0	0	1	0	
RACKETEERING	0	9	18	0	27	0	4	0	11	0	15	42	0	
S/D NARCOTICS, OPIAT	31	330	171	1	532	1	5	60	45	1	110	642	1	
S/D DEP,STIM,CNTRF D	29	240	107	0	376	0	7	41	35	0	83	459	0	
S/D OF LSD	6	25	2	0	33	0	1	0	1	0	2	35	0	
S/D OF MARIJUANA	316	1518	415	3	2249	2	22	215	102	1	339	2588	2	
S/D OF ALCOHOLIC IN	0	1	1	0	2	0	0	0	1	0	1	3	0	
POSS NARCOTICS, OPIA	57	490	299	1	846	1	10	137	91	1	238	1084	1	
POSS DEP,STIM,CNTRF	62	524	281	1	867	1	19	212	103	1	334	1201	1	
POSS OF LSD	20	73	3	0	96	0	1	6	3	0	10	106	0	
POSS OF MARIJUANA	286	1330	400	1	2016	2	31	240	109	1	380	2396	2	
ILLEGAL POSS/MANF LI	0	4	4	0	8	0	0	0	0	0	0	8	0	
ILLEGAL ATTM TO OBT	3	60	43	0	106	0	3	98	84	1	185	291	0	
VIOL GA CNTRL SBST A	1308	9233	4231	15	14772	15	219	2318	1333	17	3870	18642	15	
VIOL DNGROUS DRGS AC	8	56	29	0	93	0	2	30	13	0	45	138	0	
UNLWFL MFG/DEL/DIST	7	57	36	0	100	0	0	9	4	0	13	113	0	
FURNISH LIQUOR TO MI	0	1	0	0	1	0	0	0	0	0	0	1	0	
POSS DRUG RELATED MA	3	24	11	0	38	0	1	13	4	0	18	56	0	
S/D CONT SUB PUBLIC	19	64	19	0	102	0	3	13	9	0	25	127	0	
S/D CONT SUB SCHOOL	15	52	6	0	73	0	1	9	1	0	11	84	0	
S/D COCAINE	287	2081	773	3	3141	3	30	304	194	2	528	3669	3	
POSS OF COCAINE	626	3905	2159	8	6690	7	66	856	558	7	1480	8170	7	
ATMPT VIOL SUBSTANCE	19	171	175	1	365	0	6	90	73	1	169	534	0	
MISC DRUGS TRAFFICKI	0	40	31	0	71	0	2	14	5	0	21	92	0	
TRAF COCAINE LESS 20	9	148	101	0	258	0	1	25	34	0	60	318	0	
TRAF COCAINE 201-400	4	24	19	0	47	0	0	4	4	0	8	55	0	
TRAF COCAINE 401+ GM	0	9	12	0	21	0	0	1	3	0	4	25	0	
TRAF NARCOTIC LESS 1	0	3	1	0	4	0	1	0	0	0	1	5	0	
TRAF NARCOTIC 15-28	1	3	0	0	4	0	0	1	1	0	2	6	0	
TRAF NARCOTIC 29+ GM	0	2	0	0	2	0	0	0	1	0	1	3	0	

(continued)

Probationer Statistical Profile

Sample: Active & admin probationers, not in facilities
Act probationers 09/17/2002

Requestor: Nancy Phillips, Statistician

Most serious offense by current age & sex (continued)

Most serious offense	Men						Women						Grand Total	%
	age 00-21 %	age 22-39 %	age 40-98 %	age UNKWN %	Men Total	%	age 00-21 %	age 22-39 %	age 40-98 %	age UNKWN %	Women Total	%		
TRAF MARIJNA 101-200	1 0	13 0	24 0	0 0	38 0		1 0	4 0	4 0	0 0	9 0		47 0	
TRAF MARIJNA 2001-10	0 0	4 0	0 0	0 0	4 0		0 0	1 0	0 0	0 0	1 0		5 0	
TRAF MARIJNA 10001+	1 0	2 0	2 0	0 0	5 0		0 0	0 0	0 0	0 0	0 0		5 0	
TRAF METHAQUALONE< 4	0 0	3 0	6 0	0 0	9 0		1 0	1 0	2 0	0 0	4 0		13 0	
TRAF METHAQUALONE>=4	0 0	2 0	2 0	0 0	4 0		0 0	1 0	0 0	0 0	1 0		5 0	
TRAF AMPHTMINE 28-19	0 0	9 0	6 0	0 0	15 0		0 0	2 0	3 0	0 0	5 0		20 0	
TRAF AMPHTMINE 200-3	0 0	1 0	4 0	0 0	5 0		0 0	0 0	2 0	0 0	2 0		7 0	
TRAF AMPHTMINE 400+	0 0	1 0	0 0	0 0	1 0		0 0	1 0	0 0	0 0	1 0		2 0	
CNSPIRE TRAFFIC CNTR	0 0	1 0	0 0	0 0	1 0		0 0	1 0	0 0	0 0	1 0		2 0	
TRANSACTIONS DRUG OB	0 0	0 0	1 0	0 0	1 0		0 0	1 0	0 0	0 0	1 0		2 0	
TRANSACTIONS CNTRFT	1 0	2 0	0 0	0 0	3 0		0 0	0 0	1 0	0 0	1 0		4 0	
USE COMM FACILITY VIO	2 0	5 0	6 0	0 0	13 0		2 0	1 0	2 0	0 0	5 0		18 0	
ATT/CONSPRCY COMMT C	2 0	23 0	12 0	0 0	37 0		2 0	12 0	8 0	0 0	22 0		59 0	
UNAUTH DIST CONTRLLD	1 0	3 0	6 0	0 0	10 0		0 0	1 0	2 0	0 0	3 0		13 0	
ILLGL DIST CONTRLLD	2 0	9 0	8 0	0 0	19 0		0 0	4 0	0 0	0 0	4 0		23 0	
VIOL MOTOR VEHICLE L	16 0	144 0	124 0	0 0	284 0		0 0	26 0	20 0	0 0	46 0		330 0	
ALTER CAR TITLE	0 0	1 0	5 0	0 0	6 0		0 0	0 0	0 0	0 0	0 0		6 0	
CHOP SHOP VIOLATION	0 0	1 0	0 0	0 0	1 0		0 0	0 0	0 0	0 0	0 0		1 0	
DRVNG HABTL VIOLATOR	3 0	1007 2	1307 5	0 0	2317 2		0 0	75 0	98 1	0 0	173 1		2490 2	
HABIT TRAF VOIL/IMPA	0 0	157 0	200 1	0 0	357 0		0 0	15 0	26 0	0 0	41 0		398 0	
HABIT TRAF VIOL/OTHE	1 0	207 0	206 1	0 0	414 0		0 0	15 0	16 0	0 0	31 0		445 0	
DSTL ALCOHOL BEVERAG	0 0	0 0	3 0	0 0	3 0		0 0	0 0	0 0	0 0	0 0		3 0	
POSS UNAUTHORIZED ST	0 0	0 0	0 0	0 0	0 0		0 0	1 0	0 0	0 0	1 0		1 0	
POSS CONTRABAND ARTI	2 0	4 0	3 0	0 0	9 0		0 0	0 0	1 0	0 0	1 0		10 0	
TRNSPRT CONTRABAND A	2 0	1 0	0 0	0 0	3 0		0 0	1 0	1 0	0 0	2 0		5 0	
CONCEAL CONTRABAND	0 0	1 0	0 0	0 0	1 0		0 0	0 0	0 0	0 0	0 0		1 0	
MISC MRALS/PBLIC H/S	2 0	5 0	6 0	0 0	13 0		0 0	0 0	1 0	0 0	1 0		14 0	
VIOL GAME AND FISH L	0 0	1 0	1 0	0 0	2 0		0 0	0 0	0 0	0 0	0 0		2 0	
MISC CORRECTIONL INS	3 0	7 0	4 0	0 0	14 0		0 0	4 0	0 0	0 0	4 0		18 0	
VIOLATN OTHR STATES	27 0	192 0	82 0	0 0	301 0		10 0	82 0	33 0	0 0	125 0		426 0	
CONSPIRACY	12 0	41 0	16 0	0 0	69 0		4 0	31 0	9 0	0 0	44 0		113 0	
CRMNL ATMPY	36 0	192 0	107 0	0 0	335 0		6 0	65 0	43 1	0 0	114 0		449 0	
AIRCRAFT HIJACKING	0 0	2 0	0 0	0 0	2 0		0 0	0 0	0 0	0 0	0 0		2 0	
UNAUTH DIST RECRD DE	2 0	2 0	4 0	0 0	8 0		0 0	0 0	0 0	0 0	0 0		8 0	
CRMNL SOLICITATION	1 0	13 0	10 0	0 0	24 0		1 0	6 0	3 0	0 0	10 0		34 0	

(continued)

Probationer Statistical Profile

Sample: Active & admin probationers, not in facilities
Act probationers 09/17/2002

Requestor: Nancy Phillips, Statistician

Most serious offense by current age & sex (continued)

Most serious offense	Men					Women					Grand Total	%
	age 00-21	age 22-39	age 40-98	age UNKWN	Men Total	age 00-21	age 22-39	age 40-98	age UNKWN	Women Total		
PARTY TO A CRIME	4 0	10 0	2 0	0 0	16 0	1 0	4 0	4 0	0 0	9 0	25 0	
CRMNL TRESPASSING	1 0	6 0	3 0	0 0	10 0	0 0	0 0	2 0	0 0	2 0	12 0	
GANG PARTICIPATION	3 0	0 0	0 0	0 0	3 0	0 0	0 0	0 0	0 0	0 0	3 0	
Total reported	10164	57289	28597	0	96050	2096	16727	7886	0	26709	122759	
Percent Reported	99.9	100.0	100.0		100.0	100.0	100.0	100.0		100.0	100.0	
NOT REPORTED	6	27	8	0	41	1	5	3	0	9	50	
Total	10170	57316	28605	0	96091	2097	16732	7889	0	26718	122809	

Probationer Statistical Profile

Sample: Active & admin probationers, not in facilities
Act probationers 09/17/2002

Requestor: Nancy Phillips, Statistician

Most serious crime type by current age & sex

Crime type	Men					Women					Grand Total	%
	age 00-21	age 22-39	age 40-98	age UNKWN	Men Total	age 00-21	age 22-39	age 40-98	age UNKWN	Women Total		
VIOL/PERSN	1042	8825	4964	0	14831	225	1861	853	0	2939	17770	14
NVIOL/PERS	168	695	355	0	1218	23	80	43	0	146	1364	1
PROPERTY	4730	19083	7483	0	31296	1276	8970	3491	0	13737	45033	37
DRUG SALES	737	4694	1774	0	7205	79	728	463	0	1270	8475	7
DRUG POSSN	2422	15969	7657	0	26048	359	4024	2384	0	6767	32815	27
ALCOHOL	2	11	13	0	26	0	0	2	0	2	28	0
HABIT/DUI	30	1648	1945	0	3623	1	157	184	0	342	3965	3
SEX OFFEND	514	2388	2248	0	5150	14	110	57	0	181	5331	4
OTHER	525	4003	2166	0	6694	120	802	412	0	1334	8028	7
Total reported	10170	57316	28605	0	96091	2097	16732	7889	0	26718	122809	
Percent Reported	100.0	100.0	100.0		100.0	100.0	100.0	100.0		100.0	100.0	
NOT REPORTED	0	0	0	0	0	0	0	0	0	0	0	0
Total	10170	57316	28605	0	96091	2097	16732	7889	0	26718	122809	