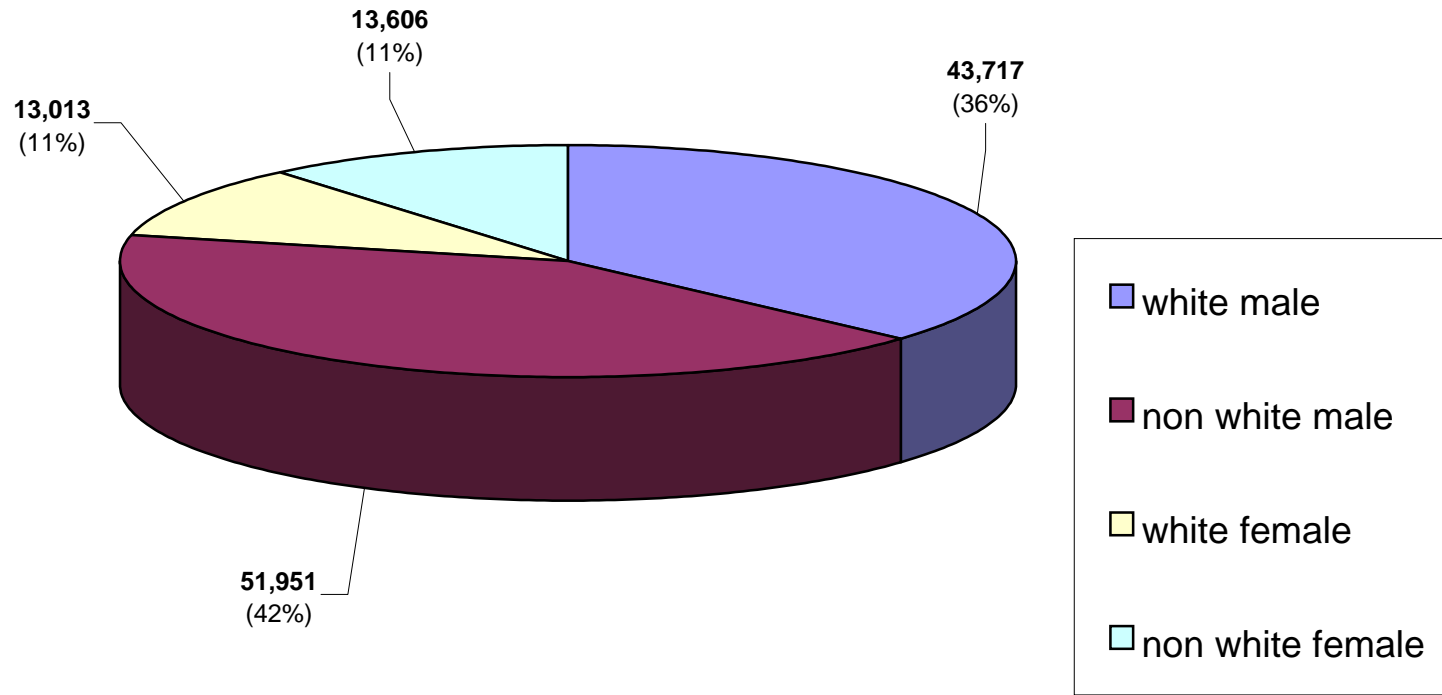
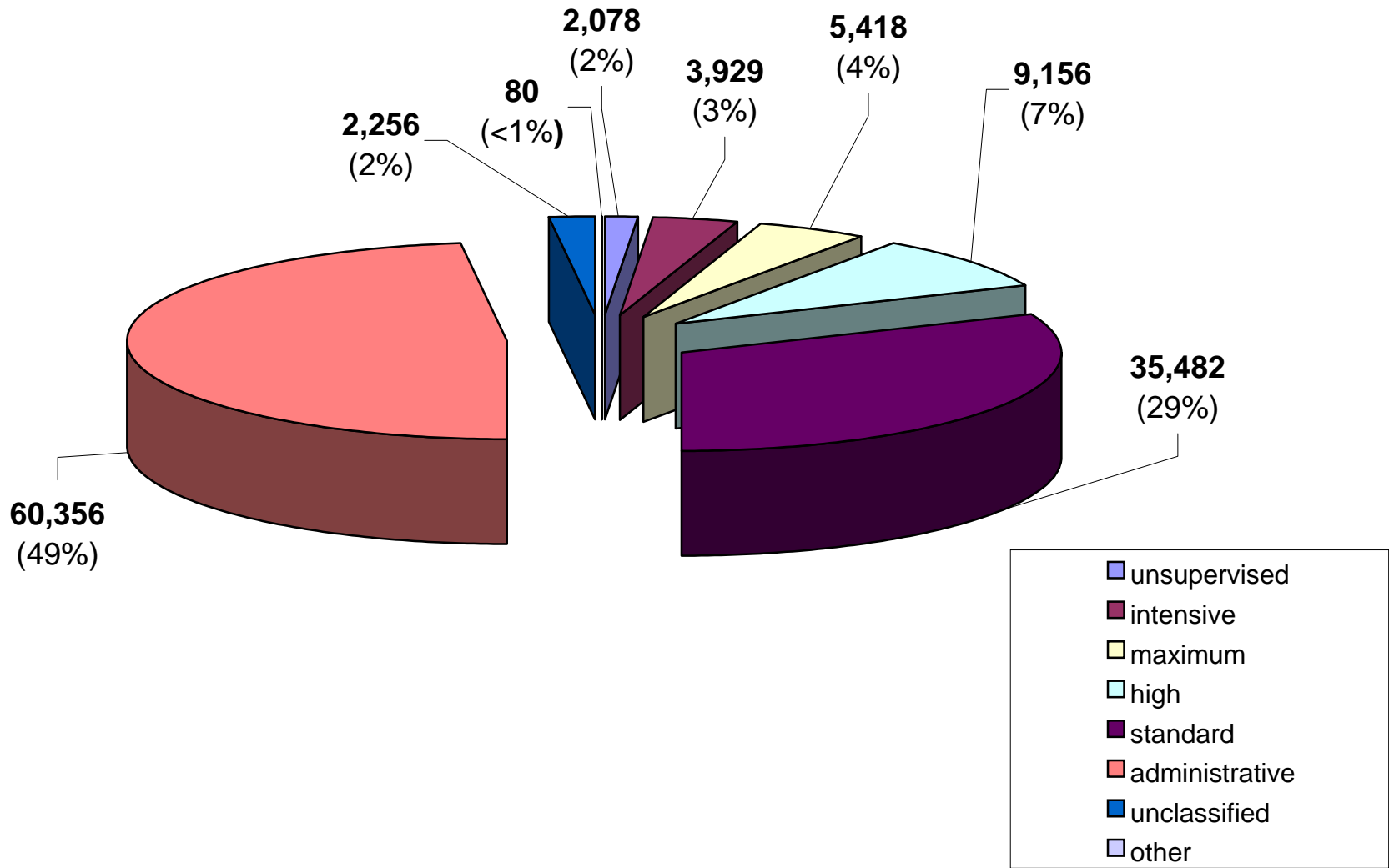


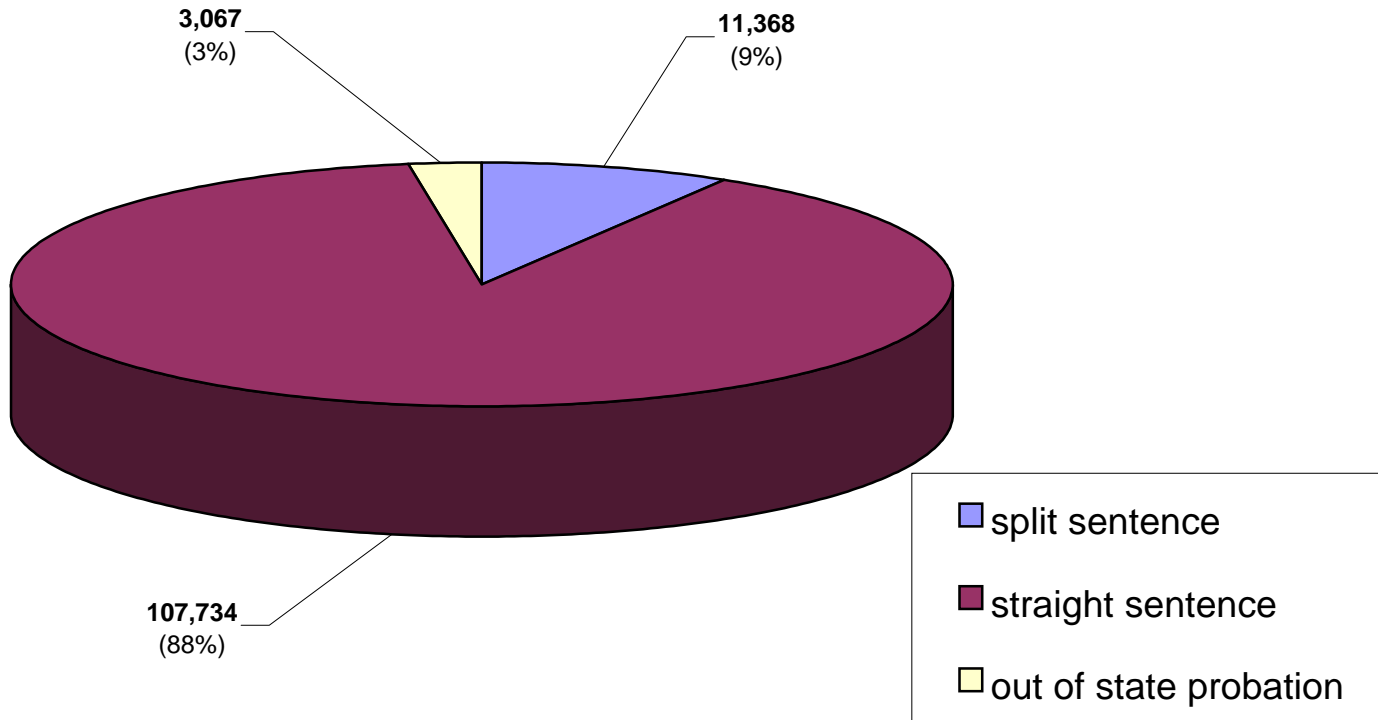
Active Probationers By Race & Gender



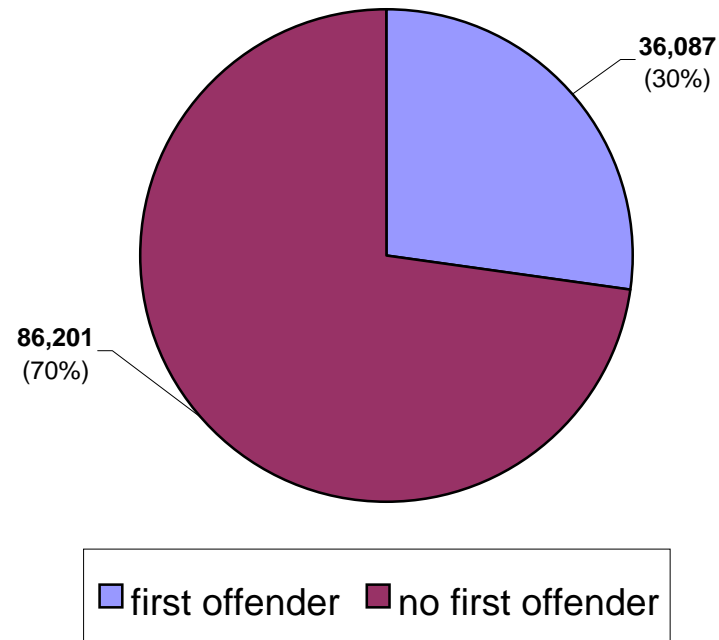
Active Probationers By Current Supervision Type



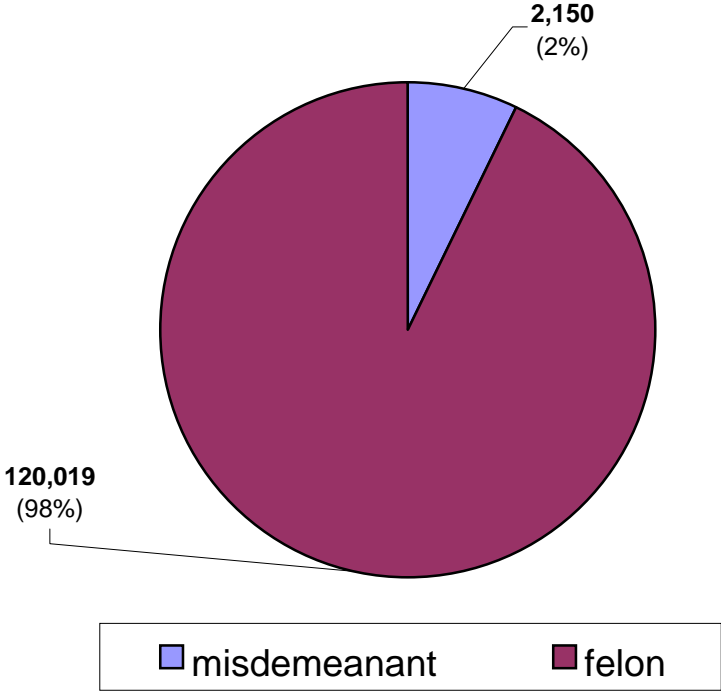
Active Probationers By Case Type



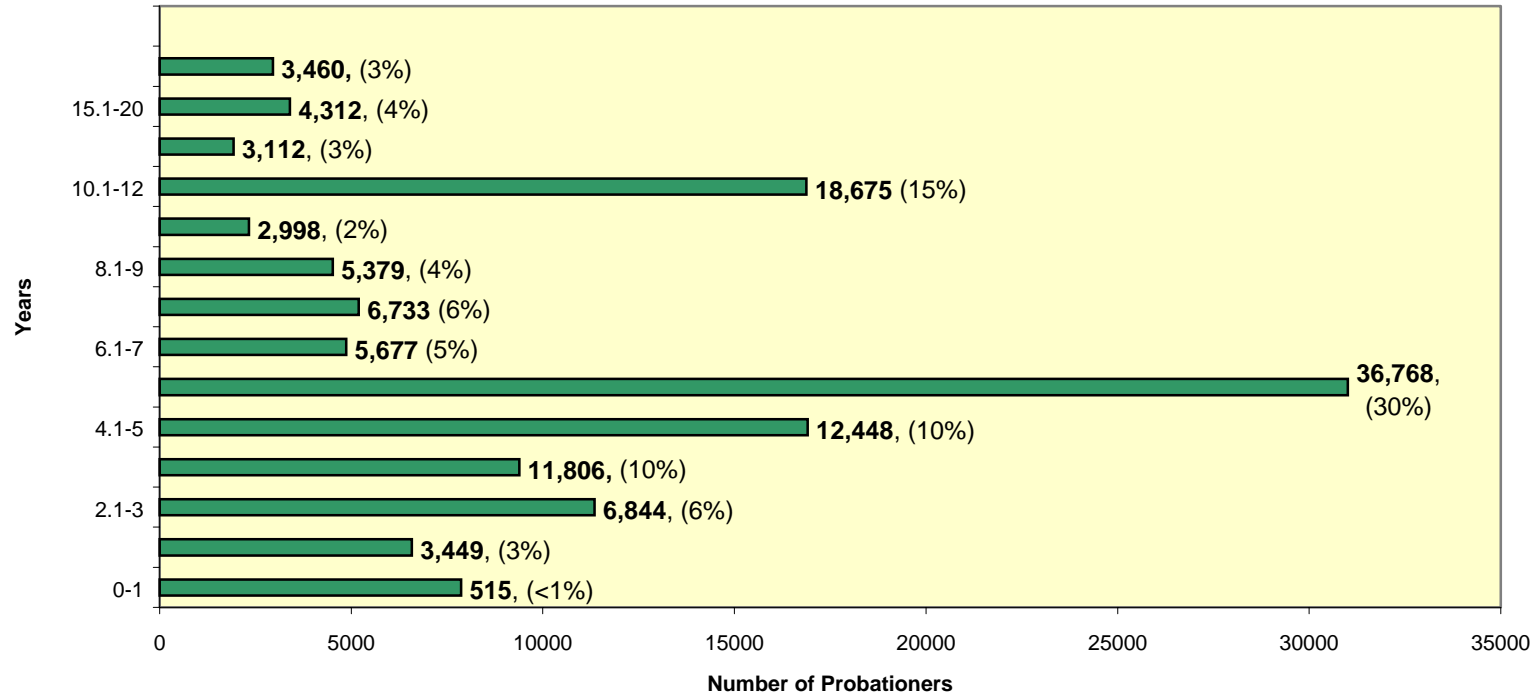
Active Probationers By First Offender Status



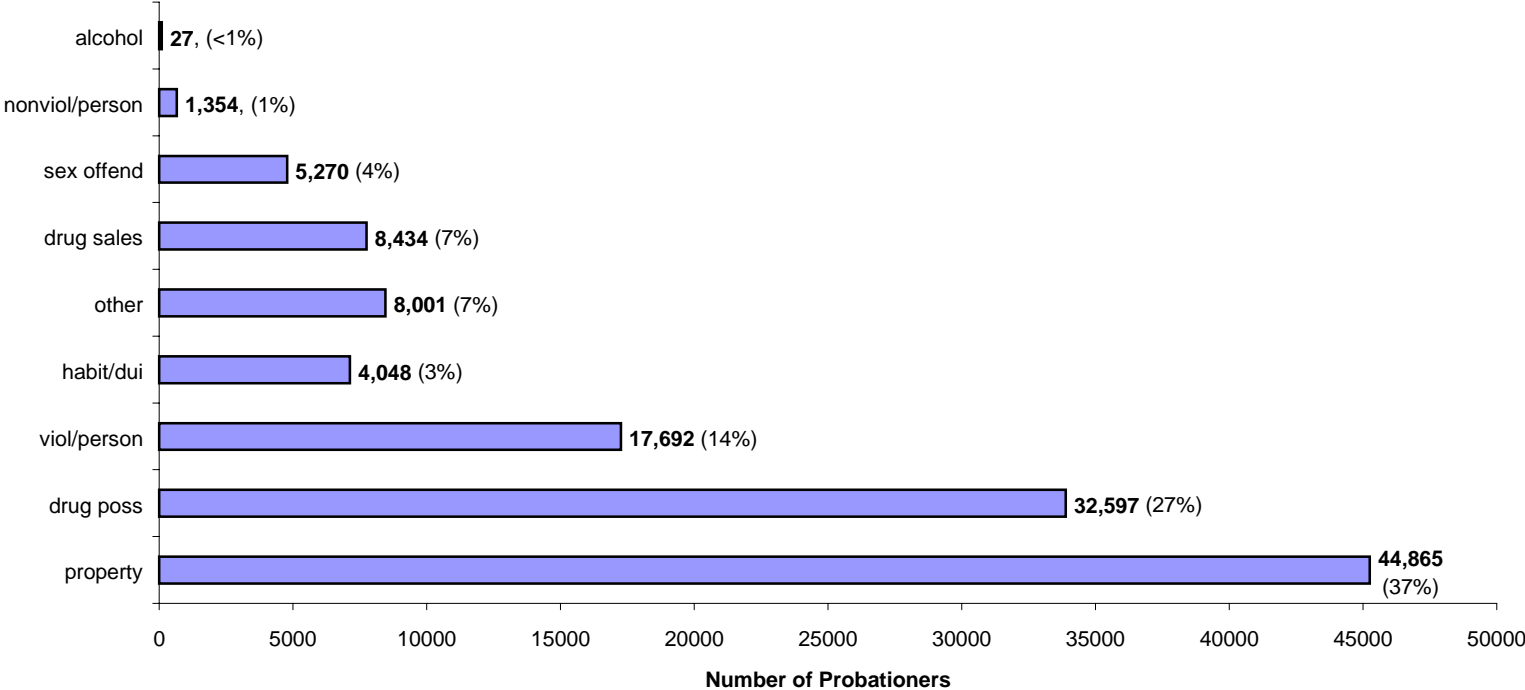
Active Probationer By Sentence Type



Active Probationers By Sentence Length



Active Probationers by Crime Type



Probationer Statistical Profile

Table of contents for Active & admin probationers, not in facilities

Title	Page
-----	----
Race and sex	2
Current supervision type	3
County of conviction	4
Circuit of conviction	9
Circuit of supervision	11
Sentence length in years	13
Time served in years	14
Time left to serve	15
Case type	16
Release type	17
First offender status	18
Type probationer	19
Most serious crime by group	20
Most serious offense	21
Most serious crime type	32

Probationer Statistical Profile

Sample: Active & admin probationers, not in facilities
Act probationers 08/21/2002

Requestor: Nancy Phillips, Statistician

Race and sex by current age & sex

Race and sex	M e n					W o m e n					Grand Total %
	age 00-21 %	age 22-39 %	age 40-98 %	age UNKWN %	Men Total %	age 00-21 %	age 22-39 %	age 40-98 %	age UNKWN %	Women Total %	
WHITE MALE	4367 43	25247 44	14103 50	0 0	43717 46	0 0	0 0	0 0	0 0	0 0	43717 36
NON WHITE MALE	5739 57	31840 56	14372 50	0 0	51951 54	0 0	0 0	0 0	0 0	0 0	51951 42
WHITE FEMALE	0 0	0 0	0 0	0 0	0 0	939 45	7874 47	4200 54	0 0	13013 49	13013 11
NON WHITE FEMALE	0 0	0 0	0 0	0 0	0 0	1170 55	8803 53	3633 46	0 0	13606 51	13606 11
Total reported	10106	57087	28475	0	95668	2109	16677	7833	0	26619	122287
Percent Reported	100.0	100.0	100.0		100.0	100.0	100.0	100.0		100.0	100.0
NOT REPORTED	0	0	1	0	1	0	0	0	0	0	1
Total	10106	57087	28476	0	95669	2109	16677	7833	0	26619	122288
AVERAGE W-AGE	19.91	29.66	47.68	.00	33.99	20.00	30.37	46.28	.00	34.23	34.04

*** Average age excludes missing dates of birth

Probationer Statistical Profile

Sample: Active & admin probationers, not in facilities
Act probationers 08/21/2002

Requestor: Nancy Phillips, Statistician

Current supervision type by current age & sex

Curr supv type	M e n							W o m e n							Grand Total %
	age 00-21 %	age 22-39 %	age 40-98 %	age UNKWN %	Men Total %	age 00-21 %	age 22-39 %	age 40-98 %	age UNKWN %	Women Total %					
UNSUPERVISED	63 1	1072 2	559 2	0 0	1694 2	11 1	261 2	112 1	0 0	384 1	2078 2				
WARRANT	0 0	2 0	0 0	0 0	2 0	0 0	0 0	0 0	0 0	0 0	2 0				
BC AFTERCARE	0 0	0 0	0 0	0 0	0 0	0 0	0 0	0 0	0 0	0 0	0 0				
HOME CONFINEMENT	0 0	2 0	1 0	0 0	3 0	0 0	0 0	0 0	0 0	0 0	3 0				
INTENSIVE	695 7	1795 3	659 2	0 0	3149 3	102 5	500 3	178 2	0 0	780 3	3929 3				
MAXIMUM	553 5	2797 5	1444 5	0 0	4794 5	45 2	403 2	176 2	0 0	624 2	5418 4				
HIGH	1082 11	4507 8	2217 8	0 0	7806 8	125 6	859 5	366 5	0 0	1350 5	9156 7				
MEDIUM	412 4	1606 3	765 3	0 0	2783 3	74 4	467 3	209 3	0 0	750 3	3533 3				
STANDARD	4726 47	14438 25	6731 24	0 0	25895 27	1334 63	5931 36	2322 30	0 0	9587 36	35482 29				
ADMINISTRATIVE	2402 24	29655 52	15502 54	0 0	47559 50	398 19	8042 48	4357 56	0 0	12797 48	60356 49				
FINANCIAL	0 0	15 0	56 0	0 0	71 0	0 0	2 0	2 0	0 0	4 0	75 0				
OBSOLETE CODES	0 0	0 0	0 0	0 0	0 0	0 0	0 0	0 0	0 0	0 0	0 0				
UNCLASSIFIED	173 2	1198 2	542 2	0 0	1913 2	20 1	212 1	111 1	0 0	343 1	2256 2				
Total reported	10106	57087	28476	0	95669	2109	16677	7833	0	26619	122288				
Percent Reported	100.0	100.0	100.0		100.0	100.0	100.0	100.0		100.0	100.0				
NOT REPORTED	0	0	0	0	0	0	0	0	0	0	0				
Total	10106	57087	28476	0	95669	2109	16677	7833	0	26619	122288				

Probationer Statistical Profile

Sample: Active & admin probationers, not in facilities
Act probationers 08/21/2002

Requestor: Nancy Phillips, Statistician

County of conviction by current age & sex

County	Men					Women					Grand Total	%										
	age 00-21	age 22-39	age 40-98	age UNKWN	Men Total	age 00-21	age 22-39	age 40-98	age UNKWN	Women Total												
Appling	28	0	136	0	63	0	0	0	227	0	2	0	33	0	10	0	0	0	45	0	272	0
Atkinson	10	0	65	0	48	0	0	0	123	0	2	0	16	0	9	0	0	0	27	0	150	0
Bacon	14	0	56	0	28	0	0	0	98	0	1	0	10	0	5	0	0	0	16	0	114	0
Baker	2	0	39	0	16	0	0	0	57	0	0	0	4	0	1	0	0	0	5	0	62	0
Baldwin	117	1	566	1	238	1	0	0	921	1	19	1	137	1	80	1	0	0	236	1	1157	1
Banks	18	0	115	0	95	0	0	0	228	0	7	0	36	0	19	0	0	0	62	0	290	0
Barrow	49	0	274	0	197	1	0	0	520	1	14	1	99	1	49	1	0	0	162	1	682	1
Bartow	101	1	859	2	487	2	0	0	1447	2	22	1	292	2	115	1	0	0	429	2	1876	2
Ben Hill	21	0	171	0	82	0	0	0	274	0	10	0	49	0	20	0	0	0	79	0	353	0
Berrien	22	0	126	0	75	0	0	0	223	0	9	0	30	0	18	0	0	0	57	0	280	0
Bibb	250	2	1612	3	827	3	0	0	2689	3	48	2	501	3	236	3	0	0	785	3	3474	3
Bleckley	23	0	114	0	44	0	0	0	181	0	6	0	42	0	13	0	0	0	61	0	242	0
Brantley	11	0	64	0	45	0	0	0	120	0	0	0	15	0	5	0	0	0	20	0	140	0
Brooks	35	0	146	0	60	0	0	0	241	0	2	0	20	0	15	0	0	0	37	0	278	0
Bryan	17	0	69	0	36	0	0	0	122	0	2	0	12	0	11	0	0	0	25	0	147	0
Bulloch	122	1	481	1	156	1	0	0	759	1	14	1	135	1	39	0	0	0	188	1	947	1
Burke	25	0	110	0	53	0	0	0	188	0	4	0	24	0	13	0	0	0	41	0	229	0
Butts	21	0	170	0	75	0	0	0	266	0	5	0	41	0	28	0	0	0	74	0	340	0
Calhoun	10	0	76	0	36	0	0	0	122	0	1	0	21	0	8	0	0	0	30	0	152	0
Camden	47	0	209	0	80	0	0	0	336	0	11	1	49	0	30	0	0	0	90	0	426	0
Candler	11	0	60	0	34	0	0	0	105	0	3	0	32	0	10	0	0	0	45	0	150	0
Carroll	93	1	477	1	215	1	0	0	785	1	23	1	140	1	70	1	0	0	233	1	1018	1
Catoosa	40	0	306	1	132	0	0	0	478	0	17	1	105	1	53	1	0	0	175	1	653	1
Charlton	5	0	51	0	24	0	0	0	80	0	0	0	6	0	7	0	0	0	13	0	93	0
Chatham	385	4	1559	3	745	3	0	0	2689	3	89	4	598	4	295	4	0	0	982	4	3671	3
Chattahoochee	6	0	21	0	11	0	0	0	38	0	1	0	7	0	4	0	0	0	12	0	50	0
Chattooga	32	0	210	0	124	0	0	0	366	0	11	1	58	0	30	0	0	0	99	0	465	0
Cherokee	184	2	792	1	395	1	0	0	1371	1	35	2	230	1	128	2	0	0	393	1	1764	1
Clarke	113	1	556	1	226	1	0	0	895	1	20	1	165	1	49	1	0	0	234	1	1129	1
Clay	8	0	37	0	20	0	0	0	65	0	1	0	5	0	5	0	0	0	11	0	76	0
Clayton	278	3	806	1	369	1	0	0	1453	2	107	5	395	2	131	2	0	0	633	2	2086	2
Clinch	15	0	78	0	57	0	0	0	150	0	3	0	25	0	5	0	0	0	33	0	183	0
Cobb	722	7	4381	8	2156	8	0	0	7259	8	149	7	1288	8	647	8	0	0	2084	8	9343	8
Coffee	37	0	243	0	130	0	0	0	410	0	4	0	70	0	41	1	0	0	115	0	525	0

(continued)

Probationer Statistical Profile

Sample: Active & admin probationers, not in facilities
Act probationers 08/21/2002

Requestor: Nancy Phillips, Statistician

County of conviction by current age & sex (continued)

County	Men							Women							Grand Total	%
	age	%	age	%	age	%	UNKWN	Men	age	%	age	%	age	%		
	00-21		22-39		40-98			Total	00-21		22-39		40-98			Total
Colquit	110	1	437	1	222	1	0	769	10	0	90	1	42	1	0	142
Columbia	77	1	327	1	122	0	0	526	14	1	79	0	53	1	0	146
Cook	24	0	236	0	112	0	0	372	3	0	63	0	27	0	0	93
Coweta	101	1	420	1	210	1	0	731	19	1	160	1	61	1	0	240
Crawford	9	0	53	0	27	0	0	89	2	0	7	0	5	0	0	14
Crisp	69	1	268	0	132	0	0	469	12	1	82	0	29	0	0	123
Dade	27	0	146	0	73	0	0	246	3	0	53	0	15	0	0	71
Dawson	13	0	107	0	68	0	0	188	6	0	42	0	21	0	0	69
Decatur	31	0	339	1	179	1	0	549	11	1	82	0	42	1	0	135
DeKalb	603	6	2722	5	1315	5	0	4640	149	7	827	5	334	4	0	1310
Dodge	21	0	136	0	77	0	0	234	13	1	53	0	23	0	0	89
Dooly	23	0	110	0	51	0	0	184	0	0	27	0	15	0	0	42
Dougherty	330	3	2003	4	1031	4	0	3364	54	3	637	4	277	4	0	968
Douglas	185	2	1380	2	816	3	0	2381	53	3	467	3	247	3	0	767
Early	32	0	129	0	68	0	0	229	2	0	43	0	22	0	0	67
Echols	3	0	18	0	12	0	0	33	1	0	2	0	2	0	0	5
Effingham	49	0	175	0	101	0	0	325	12	1	56	0	32	0	0	100
Elbert	24	0	224	0	142	0	0	390	2	0	57	0	38	0	0	97
Emanuel	32	0	131	0	53	0	0	216	3	0	40	0	18	0	0	61
Evans	14	0	37	0	21	0	0	72	3	0	14	0	3	0	0	20
Fannin	26	0	155	0	127	0	0	308	4	0	73	0	19	0	0	96
Fayette	83	1	387	1	151	1	0	621	20	1	152	1	68	1	0	240
Floyd	112	1	875	2	499	2	0	1486	31	1	313	2	172	2	0	516
Forsyth	57	1	367	1	200	1	0	624	8	0	122	1	53	1	0	183
Franklin	22	0	187	0	108	0	0	317	4	0	44	0	24	0	0	72
Fulton	628	6	4416	8	2126	7	0	7170	80	4	831	5	472	6	0	1383
Gilmer	34	0	255	0	131	0	0	420	10	0	70	0	44	1	0	124
Glascok	3	0	7	0	3	0	0	13	0	0	0	0	0	0	0	0
Glynn	121	1	608	1	275	1	0	1004	22	1	166	1	73	1	0	261
Gordon	54	1	511	1	281	1	0	846	14	1	189	1	91	1	0	294
Grady	27	0	204	0	109	0	0	340	2	0	51	0	26	0	0	79
Greene	44	0	202	0	87	0	0	333	4	0	43	0	20	0	0	67
Gwinnett	497	5	2800	5	1183	4	0	4480	110	5	814	5	355	5	0	1279
Habersham	35	0	129	0	79	0	0	243	10	0	34	0	20	0	0	64
Hall	121	1	672	1	409	1	0	1202	34	2	250	1	118	2	0	402

(continued)

Probationer Statistical Profile

Sample: Active & admin probationers, not in facilities
Act probationers 08/21/2002

Requestor: Nancy Phillips, Statistician

County of conviction by current age & sex (continued)

County	Men						Women						Grand Total	%								
	age 00-21	age %	age 22-39	age %	age 40-98	age % UNKWN	Men Total	age 00-21	age %	age 22-39	age %	age 40-98			age % UNKWN	Women Total						
Hancock	16	0	73	0	33	0	0	0	122	0	1	0	7	0	5	0	0	0	13	0	135	0
Haralson	25	0	163	0	136	0	0	0	324	0	3	0	43	0	23	0	0	0	69	0	393	0
Harris	31	0	114	0	64	0	0	0	209	0	4	0	22	0	15	0	0	0	41	0	250	0
Hart	19	0	142	0	73	0	0	0	234	0	2	0	29	0	23	0	0	0	54	0	288	0
Heard	7	0	43	0	36	0	0	0	86	0	1	0	8	0	6	0	0	0	15	0	101	0
Henry	150	1	737	1	294	1	0	0	1181	1	40	2	204	1	93	1	0	0	337	1	1518	1
Houston	143	1	690	1	335	1	0	0	1168	1	38	2	239	1	98	1	0	0	375	1	1543	1
Irwin	15	0	76	0	52	0	0	0	143	0	2	0	13	0	7	0	0	0	22	0	165	0
Jackson	38	0	262	0	151	1	0	0	451	0	5	0	88	1	39	0	0	0	132	0	583	0
Jasper	17	0	62	0	40	0	0	0	119	0	0	0	12	0	6	0	0	0	18	0	137	0
Jeff Davis	12	0	101	0	56	0	0	0	169	0	1	0	22	0	11	0	0	0	34	0	203	0
Jefferson	29	0	146	0	64	0	0	0	239	0	1	0	21	0	6	0	0	0	28	0	267	0
Jenkins	14	0	98	0	36	0	0	0	148	0	4	0	21	0	6	0	0	0	31	0	179	0
Johnson	12	0	107	0	31	0	0	0	150	0	2	0	17	0	9	0	0	0	28	0	178	0
Jones	23	0	209	0	101	0	0	0	333	0	3	0	32	0	24	0	0	0	59	0	392	0
Lamar	15	0	173	0	62	0	0	0	250	0	5	0	41	0	12	0	0	0	58	0	308	0
Lanier	11	0	97	0	49	0	0	0	157	0	3	0	19	0	10	0	0	0	32	0	189	0
Laurens	74	1	386	1	198	1	0	0	658	1	4	0	78	0	33	0	0	0	115	0	773	1
Lee	41	0	212	0	111	0	0	0	364	0	6	0	32	0	14	0	0	0	52	0	416	0
Liberty	40	0	165	0	52	0	0	0	257	0	5	0	42	0	19	0	0	0	66	0	323	0
Lincoln	13	0	53	0	30	0	0	0	96	0	1	0	9	0	8	0	0	0	18	0	114	0
Long	14	0	38	0	24	0	0	0	76	0	1	0	5	0	6	0	0	0	12	0	88	0
Lowndes	229	2	1039	2	436	2	0	0	1704	2	53	3	303	2	110	1	0	0	466	2	2170	2
Lumpkin	13	0	153	0	87	0	0	0	253	0	3	0	44	0	28	0	0	0	75	0	328	0
Macon	12	0	142	0	122	0	0	0	276	0	3	0	22	0	15	0	0	0	40	0	316	0
Madison	36	0	152	0	95	0	0	0	283	0	2	0	37	0	22	0	0	0	61	0	344	0
Marion	10	0	50	0	22	0	0	0	82	0	1	0	9	0	5	0	0	0	15	0	97	0
McDuffie	22	0	172	0	75	0	0	0	269	0	2	0	34	0	17	0	0	0	53	0	322	0
McIntosh	6	0	52	0	41	0	0	0	99	0	6	0	21	0	11	0	0	0	38	0	137	0
Meriwether	27	0	148	0	91	0	0	0	266	0	4	0	31	0	21	0	0	0	56	0	322	0
Miller	14	0	67	0	24	0	0	0	105	0	2	0	14	0	6	0	0	0	22	0	127	0
Mitchell	29	0	341	1	146	1	0	0	516	1	7	0	62	0	33	0	0	0	102	0	618	1
Monroe	14	0	207	0	85	0	0	0	306	0	4	0	55	0	18	0	0	0	77	0	383	0
Montgomery	14	0	62	0	24	0	0	0	100	0	0	0	9	0	8	0	0	0	17	0	117	0
Morgan	11	0	133	0	71	0	0	0	215	0	2	0	15	0	15	0	0	0	32	0	247	0

(continued)

Probationer Statistical Profile

Sample: Active & admin probationers, not in facilities
Act probationers 08/21/2002

Requestor: Nancy Phillips, Statistician

County of conviction by current age & sex (continued)

County	Men							Women							Grand Total	%				
	age	age	age	age	UNKWN	Total	age	age	age	age	UNKWN	Total								
	00-21	%	22-39	%	40-98	%	UNKWN	%	00-21	%	22-39	%	40-98	%	UNKWN	%	Total	%		
Murray	27	0	130	0	66	0	0	0	223	0	3	0	44	0	21	0	68	0	291	0
Muscogee	299	3	1325	2	710	2	0	0	2334	2	82	4	537	3	262	3	881	3	3215	3
Newton	63	1	787	1	440	2	0	0	1290	1	17	1	204	1	108	1	329	1	1619	1
Oconee	6	0	60	0	31	0	0	0	97	0	4	0	17	0	8	0	29	0	126	0
Oglethorpe	13	0	93	0	40	0	0	0	146	0	2	0	8	0	11	0	21	0	167	0
Paulding	56	1	299	1	169	1	0	0	524	1	5	0	53	0	41	1	99	0	623	1
Peach	25	0	158	0	63	0	0	0	246	0	0	0	31	0	14	0	45	0	291	0
Pickens	26	0	147	0	97	0	0	0	270	0	3	0	61	0	23	0	87	0	357	0
Pierce	14	0	54	0	25	0	0	0	93	0	0	0	22	0	6	0	28	0	121	0
Pike	4	0	45	0	23	0	0	0	72	0	0	0	6	0	4	0	10	0	82	0
Polk	32	0	340	1	213	1	0	0	585	1	5	0	67	0	45	1	117	0	702	1
Pulaski	25	0	73	0	40	0	0	0	138	0	3	0	21	0	10	0	34	0	172	0
Putnam	29	0	228	0	112	0	0	0	369	0	7	0	35	0	23	0	65	0	434	0
Quitman	0	0	16	0	11	0	0	0	27	0	2	0	3	0	6	0	11	0	38	0
Rabun	26	0	67	0	45	0	0	0	138	0	3	0	14	0	18	0	35	0	173	0
Randolph	11	0	96	0	37	0	0	0	144	0	1	0	27	0	17	0	45	0	189	0
Richmond	305	3	1334	2	626	2	0	0	2265	2	82	4	523	3	230	3	835	3	3100	3
Rockdale	67	1	321	1	150	1	0	0	538	1	22	1	118	1	53	1	193	1	731	1
Schley	5	0	52	0	32	0	0	0	89	0	1	0	13	0	5	0	19	0	108	0
Screven	21	0	132	0	76	0	0	0	229	0	6	0	28	0	28	0	62	0	291	0
Seminole	18	0	111	0	49	0	0	0	178	0	2	0	29	0	9	0	40	0	218	0
Spalding	68	1	431	1	224	1	0	0	723	1	17	1	163	1	72	1	252	1	975	1
Stephens	25	0	150	0	79	0	0	0	254	0	7	0	49	0	24	0	80	0	334	0
Stewart	6	0	71	0	45	0	0	0	122	0	1	0	12	0	10	0	23	0	145	0
Sumter	74	1	565	1	353	1	0	0	992	1	10	0	157	1	90	1	257	1	1249	1
Talbot	6	0	46	0	20	0	0	0	72	0	0	0	4	0	6	0	10	0	82	0
Taliaferro	4	0	8	0	5	0	0	0	17	0	1	0	1	0	0	0	2	0	19	0
Tattnall	14	0	76	0	52	0	0	0	142	0	3	0	10	0	9	0	22	0	164	0
Taylor	13	0	65	0	36	0	0	0	114	0	4	0	8	0	3	0	15	0	129	0
Telfair	21	0	134	0	52	0	0	0	207	0	3	0	42	0	19	0	64	0	271	0
Terrell	23	0	153	0	44	0	0	0	220	0	8	0	39	0	18	0	65	0	285	0
Thomas	115	1	676	1	293	1	0	0	1084	1	21	1	151	1	61	1	233	1	1317	1
Tift	36	0	342	1	176	1	0	0	554	1	3	0	89	1	36	0	128	0	682	1
Toombs	40	0	162	0	92	0	0	0	294	0	11	1	65	0	18	0	94	0	388	0
Towns	7	0	49	0	27	0	0	0	83	0	1	0	19	0	7	0	27	0	110	0

(continued)

Probationer Statistical Profile

Sample: Active & admin probationers, not in facilities
Act probationers 08/21/2002

Requestor: Nancy Phillips, Statistician

County of conviction by current age & sex (continued)

County	Men					Women					Grand Total %
	age 00-21 %	age 22-39 %	age 40-98 %	age UNKWN %	Men Total %	age 00-21 %	age 22-39 %	age 40-98 %	age UNKWN %	Women Total %	
Treutlen	11 0	74 0	48 0	0 0	133 0	2 0	19 0	11 0	0 0	32 0	165 0
Troup	124 1	456 1	233 1	0 0	813 1	22 1	183 1	73 1	0 0	278 1	1091 1
Turner	17 0	90 0	38 0	0 0	145 0	3 0	13 0	9 0	0 0	25 0	170 0
Twiggs	4 0	66 0	31 0	0 0	101 0	2 0	16 0	7 0	0 0	25 0	126 0
Union	16 0	77 0	51 0	0 0	144 0	6 0	26 0	20 0	0 0	52 0	196 0
Upson	52 1	146 0	58 0	0 0	256 0	7 0	43 0	14 0	0 0	64 0	320 0
Walker	63 1	378 1	204 1	0 0	645 1	17 1	109 1	49 1	0 0	175 1	820 1
Walton	83 1	654 1	377 1	0 0	1114 1	13 1	151 1	66 1	0 0	230 1	1344 1
Ware	28 0	228 0	125 0	0 0	381 0	7 0	80 0	30 0	0 0	117 0	498 0
Warren	9 0	37 0	24 0	0 0	70 0	0 0	4 0	1 0	0 0	5 0	75 0
Washington	28 0	121 0	56 0	0 0	205 0	1 0	32 0	21 0	0 0	54 0	259 0
Wayne	36 0	242 0	114 0	0 0	392 0	11 1	62 0	27 0	0 0	100 0	492 0
Webster	10 0	31 0	30 0	0 0	71 0	3 0	6 0	1 0	0 0	10 0	81 0
Wheeler	5 0	29 0	27 0	0 0	61 0	1 0	8 0	8 0	0 0	17 0	78 0
White	22 0	108 0	86 0	0 0	216 0	2 0	36 0	15 0	0 0	53 0	269 0
Whitfield	111 1	650 1	281 1	0 0	1042 1	27 1	236 1	102 1	0 0	365 1	1407 1
Wilcox	16 0	51 0	25 0	0 0	92 0	0 0	4 0	3 0	0 0	7 0	99 0
Wilkes	10 0	64 0	41 0	0 0	115 0	0 0	12 0	10 0	0 0	22 0	137 0
Wilkinson	8 0	78 0	44 0	0 0	130 0	1 0	23 0	9 0	0 0	33 0	163 0
Worth	25 0	159 0	93 0	0 0	277 0	4 0	27 0	19 0	0 0	50 0	327 0
Out of state	195 2	1473 3	606 2	0 0	2274 2	52 2	534 3	179 2	0 0	765 3	3039 2
Total reported	10106	57081	28471	0	95658	2109	16677	7831	0	26617	122275
Percent Reported	100.0	100.0	100.0		100.0	100.0	100.0	100.0		100.0	100.0
Not reported	0	6	5	0	11	0	0	2	0	2	13
Total	10106	57087	28476	0	95669	2109	16677	7833	0	26619	122288

Probationer Statistical Profile

Sample: Active & admin probationers, not in facilities
Act probationers 08/21/2002

Requestor: Nancy Phillips, Statistician

Circuit of conviction by current age & sex

Circuit of conv	Men								Women								Grand Total %					
	age 00-21 %	age 22-39 %	age 40-98 %	age UNKWN %	Men Total %	age 00-21 %	age 22-39 %	age 40-98 %	age UNKWN %	Women Total %												
Alapaha	82	1	602	1	341	1	0	0	1025	1	20	1	153	1	69	1	0	0	242	1	1267	1
Alcovy	146	1	1441	3	817	3	0	0	2404	3	30	1	355	2	174	2	0	0	559	2	2963	2
Atlanta	628	6	4416	8	2126	8	0	0	7170	8	80	4	831	5	472	6	0	0	1383	5	8553	7
Atlantic	105	1	437	1	226	1	0	0	768	1	20	1	104	1	59	1	0	0	183	1	951	1
Augusta	407	4	1771	3	801	3	0	0	2979	3	100	5	626	4	296	4	0	0	1022	4	4001	3
Blue Ridge	184	2	792	1	395	1	0	0	1371	1	35	2	230	1	128	2	0	0	393	2	1764	1
Brunswick	244	2	1296	2	588	2	0	0	2128	2	47	2	332	2	151	2	0	0	530	2	2658	2
Chattahoochee	365	4	1620	3	863	3	0	0	2848	3	92	4	587	4	295	4	0	0	974	4	3822	3
Cherokee	155	2	1370	2	768	3	0	0	2293	2	36	2	481	3	206	3	0	0	723	3	3016	3
Clayton	277	3	804	1	368	1	0	0	1449	2	106	5	395	2	131	2	0	0	632	2	2081	2
Cobb	722	7	4378	8	2152	8	0	0	7252	8	149	7	1285	8	646	8	0	0	2080	8	9332	8
Conasauga	138	1	780	1	347	1	0	0	1265	1	30	1	280	2	123	2	0	0	433	2	1698	1
Cordele	129	1	600	1	290	1	0	0	1019	1	22	1	162	1	67	1	0	0	251	1	1270	1
Coweta	352	4	1544	3	785	3	0	0	2681	3	69	3	522	3	231	3	0	0	822	3	3503	3
Dougherty	330	3	2003	4	1031	4	0	0	3364	4	54	3	637	4	277	4	0	0	968	4	4332	4
Dublin	101	1	633	1	308	1	0	0	1042	1	10	0	130	1	60	1	0	0	200	1	1242	1
Eastern	385	4	1559	3	745	3	0	0	2689	3	89	4	598	4	295	4	0	0	982	4	3671	3
Flint	150	2	737	1	294	1	0	0	1181	1	40	2	204	1	93	1	0	0	337	1	1518	1
Griffin	207	2	1009	2	456	2	0	0	1672	2	44	2	364	2	158	2	0	0	566	2	2238	2
Gwinnett	497	5	2800	5	1183	4	0	0	4480	5	110	5	814	5	354	5	0	0	1278	5	5758	5
Houston	143	1	690	1	335	1	0	0	1168	1	38	2	239	1	98	1	0	0	375	1	1543	1
Lookout Mountain	162	2	1040	2	533	2	0	0	1735	2	48	2	325	2	147	2	0	0	520	2	2255	2
Macon	284	3	1823	3	917	3	0	0	3024	3	50	2	539	3	255	3	0	0	844	3	3868	3
Middle	140	1	620	1	299	1	0	0	1059	1	19	1	190	1	73	1	0	0	282	1	1341	1
Mountain	86	1	346	1	203	1	0	0	635	1	20	1	97	1	62	1	0	0	179	1	814	1
Northeastern	134	1	779	1	477	2	0	0	1390	1	40	2	292	2	139	2	0	0	471	2	1861	2
Northern	114	1	798	1	458	2	0	0	1370	1	12	1	175	1	118	2	0	0	305	1	1675	1
Ocmulgee	265	3	1551	3	726	3	0	0	2542	3	37	2	304	2	182	2	0	0	523	2	3065	3
Oconee	109	1	548	1	264	1	0	0	921	1	26	1	175	1	81	1	0	0	282	1	1203	1
Ogeechee	206	2	886	2	369	1	0	0	1461	2	36	2	240	1	105	1	0	0	381	1	1842	2
Pataula	106	1	609	1	253	1	0	0	968	1	18	1	160	1	83	1	0	0	261	1	1229	1
Piedmont	105	1	651	1	443	2	0	0	1199	1	26	1	223	1	107	1	0	0	356	1	1555	1
Rome	112	1	875	2	499	2	0	0	1486	2	31	2	313	2	172	2	0	0	516	2	2002	2
South Georgia	99	1	999	2	486	2	0	0	1584	2	21	1	220	1	110	1	0	0	351	1	1935	2

(continued)

Probationer Statistical Profile

Sample: Active & admin probationers, not in facilities
Act probationers 08/21/2002

Requestor: Nancy Phillips, Statistician

Circuit of conviction by current age & sex (continued)

Circuit of conv	M e n								W o m e n								Grand Total %
	age 00-21 %	age 22-39 %	age 40-98 %	age UNKWN %	Men Total %	age 00-21 %	age 22-39 %	age 40-98 %	age UNKWN %	Women Total %							
Southern	492 5	2316 4	1023 4	0 0	3831 4	87 4	566 4	230 3	0 0	883 3	4714 4						
Southwestern	148 1	1073 2	693 2	0 0	1914 2	24 1	242 1	135 2	0 0	401 2	2315 2						
Stone Mountain	603 6	2722 5	1315 5	0 0	4640 5	149 7	827 5	334 4	0 0	1310 5	5950 5						
Tallapoosa	57 1	503 1	349 1	0 0	909 1	8 0	110 1	68 1	0 0	186 1	1095 1						
Tifton	93 1	667 1	359 1	0 0	1119 1	12 1	142 1	71 1	0 0	225 1	1344 1						
Toombs	61 1	341 1	178 1	0 0	580 1	4 0	60 0	36 0	0 0	100 0	680 1						
Waycross	109 1	696 1	377 1	0 0	1182 1	12 1	203 1	94 1	0 0	309 1	1491 1						
Western	119 1	616 1	257 1	0 0	992 1	24 1	182 1	57 1	0 0	263 1	1255 1						
Rockdale	67 1	321 1	150 1	0 0	538 1	22 1	118 1	53 1	0 0	193 1	731 1						
Douglas	185 2	1380 2	816 3	0 0	2381 3	53 3	467 3	247 3	0 0	767 3	3148 3						
Appalachian	86 1	557 1	355 1	0 0	998 1	17 1	204 1	86 1	0 0	307 1	1305 1						
Enotah	58 1	387 1	251 1	0 0	696 1	12 1	125 1	70 1	0 0	207 1	903 1						
Forsyth-Bell	57 1	367 1	200 1	0 0	624 1	8 0	122 1	53 1	0 0	183 1	807 1						
Towaliga	50 1	550 1	222 1	0 0	822 1	14 1	137 1	58 1	0 0	209 1	1031 1						
OUT OF STATE	195 2	1473 3	606 2	0 0	2274 2	52 3	534 3	179 2	0 0	765 3	3039 3						
Total reported	10049	56776	28297	0	95122	2103	16621	7788	0	26512	121634						
Percent Reported	99.4	99.5	99.4		99.4	99.7	99.7	99.4		99.6	99.5						
NOT REPORTED	57	311	179	0	547	6	56	45	0	107	654						
Total	10106	57087	28476	0	95669	2109	16677	7833	0	26619	122288						

Probationer Statistical Profile

Sample: Active & admin probationers, not in facilities
Act probationers 08/21/2002

Requestor: Nancy Phillips, Statistician

Circuit of supervision by current age & sex

Circuit of supv	Men								Women								Grand Total	%				
	age	%	age	%	age	%	age	%	Men	%	age	%	age	%	Women	%						
	00-21	22-39	40-98	UNKWN	Total				00-21	22-39	40-98	UNKWN	Total									
Alapaha	76	1	594	1	322	1	0	0	992	1	15	1	141	1	64	1	0	0	220	1	1212	1
Alcovy	128	1	1297	2	746	3	0	0	2171	2	34	2	330	2	170	2	0	0	534	2	2705	2
Atlanta	766	8	5441	10	2596	9	0	0	8803	9	130	6	1238	7	589	8	0	0	1957	7	10760	9
Atlantic	116	1	495	1	228	1	0	0	839	1	26	1	128	1	59	1	0	0	213	1	1052	1
Augusta	407	4	1876	3	847	3	0	0	3130	3	100	5	630	4	298	4	0	0	1028	4	4158	3
Blue Ridge	166	2	714	1	375	1	0	0	1255	1	34	2	220	1	128	2	0	0	382	1	1637	1
Brunswick	253	3	1335	2	614	2	0	0	2202	2	50	2	364	2	166	2	0	0	580	2	2782	2
Chattahoochee	369	4	1660	3	887	3	0	0	2916	3	93	4	595	4	295	4	0	0	983	4	3899	3
Cherokee	173	2	1417	3	754	3	0	0	2344	2	34	2	461	3	196	3	0	0	691	3	3035	3
Clayton	271	3	950	2	413	1	0	0	1634	2	94	4	397	2	136	2	0	0	627	2	2261	2
Cobb	678	7	4075	7	1987	7	0	0	6740	7	127	6	1147	7	578	7	0	0	1852	7	8592	7
Conasauga	149	1	864	2	388	1	0	0	1401	1	35	2	305	2	130	2	0	0	470	2	1871	2
Cordele	124	1	551	1	291	1	0	0	966	1	20	1	150	1	57	1	0	0	227	1	1193	1
Coweta	355	4	1625	3	827	3	0	0	2807	3	78	4	572	3	241	3	0	0	891	3	3698	3
Dougherty	322	3	1922	3	1004	4	0	0	3248	3	58	3	606	4	257	3	0	0	921	3	4169	3
Dublin	95	1	591	1	328	1	0	0	1014	1	10	0	134	1	66	1	0	0	210	1	1224	1
Eastern	389	4	1630	3	763	3	0	0	2782	3	85	4	597	4	301	4	0	0	983	4	3765	3
Flint	149	1	701	1	303	1	0	0	1153	1	27	1	218	1	85	1	0	0	330	1	1483	1
Griffin	192	2	959	2	456	2	0	0	1607	2	51	2	345	2	143	2	0	0	539	2	2146	2
Gwinnett	511	5	2829	5	1194	4	0	0	4534	5	121	6	850	5	369	5	0	0	1340	5	5874	5
Houston	137	1	630	1	313	1	0	0	1080	1	33	2	219	1	85	1	0	0	337	1	1417	1
Lookout Mountain	158	2	1046	2	567	2	0	0	1771	2	44	2	332	2	149	2	0	0	525	2	2296	2
Macon	302	3	1928	3	955	3	0	0	3185	3	55	3	581	4	276	4	0	0	912	3	4097	3
Middle	144	1	650	1	330	1	0	0	1124	1	19	1	199	1	75	1	0	0	293	1	1417	1
Mountain	84	1	382	1	221	1	0	0	687	1	18	1	112	1	66	1	0	0	196	1	883	1
Northeastern	153	2	892	2	510	2	0	0	1555	2	46	2	341	2	166	2	0	0	553	2	2108	2
Northern	118	1	749	1	471	2	0	0	1338	1	13	1	191	1	119	2	0	0	323	1	1661	1
Ocmulgee	247	2	1463	3	681	2	0	0	2391	3	34	2	302	2	175	2	0	0	511	2	2902	2
Oconee	100	1	530	1	251	1	0	0	881	1	25	1	166	1	91	1	0	0	282	1	1163	1
Ogeechee	173	2	820	1	358	1	0	0	1351	1	37	2	239	1	111	1	0	0	387	1	1738	1
Pataula	108	1	629	1	267	1	0	0	1004	1	19	1	173	1	84	1	0	0	276	1	1280	1
Piedmont	102	1	682	1	443	2	0	0	1227	1	24	1	216	1	94	1	0	0	334	1	1561	1
Rome	108	1	882	2	504	2	0	0	1494	2	30	1	317	2	174	2	0	0	521	2	2015	2
South Georgia	110	1	1024	2	471	2	0	0	1605	2	25	1	228	1	111	1	0	0	364	1	1969	2

(continued)

Probationer Statistical Profile

Sample: Active & admin probationers, not in facilities
Act probationers 08/21/2002

Requestor: Nancy Phillips, Statistician

Circuit of supervision by current age & sex (continued)

Circuit of supv	M e n								W o m e n								Grand Total %					
	age 00-21 %	age 22-39 %	age 40-98 %	age UNKWN %	Men Total %	age 00-21 %	age 22-39 %	age 40-98 %	age UNKWN %	Women Total %												
Southern	487	5	2317	4	1063	4	0	0	3867	4	89	4	575	3	230	3	0	0	894	3	4761	4
Southwestern	142	1	1026	2	647	2	0	0	1815	2	22	1	239	1	148	2	0	0	409	2	2224	2
Stone Mountain	655	7	3147	6	1456	5	0	0	5258	6	162	8	911	6	400	5	0	0	1473	6	6731	6
Tallapoosa	65	1	493	1	362	1	0	0	920	1	15	1	130	1	80	1	0	0	225	1	1145	1
Tifton	101	1	714	1	351	1	0	0	1166	1	12	1	158	1	87	1	0	0	257	1	1423	1
Toombs	63	1	336	1	167	1	0	0	566	1	4	0	61	0	40	1	0	0	105	0	671	1
Waycross	126	1	732	1	396	1	0	0	1254	1	15	1	219	1	94	1	0	0	328	1	1582	1
Western	125	1	705	1	284	1	0	0	1114	1	25	1	170	1	66	1	0	0	261	1	1375	1
Rockdale	80	1	406	1	179	1	0	0	665	1	21	1	139	1	51	1	0	0	211	1	876	1
Douglas	152	2	1136	2	643	2	0	0	1931	2	36	2	355	2	190	2	0	0	581	2	2512	2
Appalachian	82	1	565	1	357	1	0	0	1004	1	17	1	189	1	97	1	0	0	303	1	1307	1
Enotah	57	1	383	1	260	1	0	0	700	1	12	1	129	1	74	1	0	0	215	1	915	1
Forsyth-Bell	45	0	311	1	168	1	0	0	524	1	3	0	98	1	44	1	0	0	145	1	669	1
Towaliga	56	1	524	1	223	1	0	0	803	1	16	1	136	1	61	1	0	0	213	1	1016	1
Total reported	9969		56628		28221		0		94818		2093		16553		7766		0		26412		121230	

Probationer Statistical Profile

Sample: Active & admin probationers, not in facilities
Act probationers 08/21/2002

Requestor: Nancy Phillips, Statistician

Sentence length in years by current age & sex

Sentence (in years)	Men					Women					Grand Total	%											
	age 00-21	age 22-39	age 40-98	age UNKWN	Men Total	age 00-21	age 22-39	age 40-98	age UNKWN	Women Total													
0-1	53	1	218	0	131	0	0	0	0	402	9	0	72	0	32	0	0	0	113	0	515	0	
1.1-2	347	3	1638	3	685	2	0	0	0	2670	3	97	5	488	3	194	2	0	0	779	3	3449	3
2.1-3	893	9	2925	5	1332	5	0	0	0	5150	5	284	13	1033	6	377	5	0	0	1694	6	6844	6
3.1-4	1377	14	4936	9	2224	8	0	0	0	8537	9	430	20	2080	12	759	10	0	0	3269	12	11806	10
4.1-5	1216	12	5881	10	2669	9	0	0	0	9766	10	237	11	1701	10	744	10	0	0	2682	10	12448	10
5.1-6	3521	35	17111	30	7803	27	0	0	0	28435	30	695	33	5351	32	2287	29	0	0	8333	31	36768	30
6.1-7	354	4	2831	5	1321	5	0	0	0	4506	5	74	4	747	4	350	4	0	0	1171	4	5677	5
7.1-8	445	4	3475	6	1539	5	0	0	0	5459	6	58	3	843	5	373	5	0	0	1274	5	6733	6
8.1-9	312	3	2611	5	1387	5	0	0	0	4310	5	37	2	671	4	361	5	0	0	1069	4	5379	4
9.1-10	164	2	1430	3	833	3	0	0	0	2427	3	22	1	356	2	193	2	0	0	571	2	2998	2
10.1-12	1148	11	8891	16	4622	16	0	0	0	14661	15	144	7	2454	15	1416	18	0	0	4014	15	18675	15
12.1-15	61	1	1502	3	1043	4	0	0	0	2606	3	8	0	289	2	209	3	0	0	506	2	3112	3
15.1-20	137	1	2043	4	1461	5	0	0	0	3641	4	7	0	355	2	309	4	0	0	671	3	4312	4
20.1-OVER	78	1	1574	3	1339	5	0	0	0	2991	3	7	0	237	1	225	3	0	0	469	2	3460	3
INDEFINITE	0	0	0	0	0	0	0	0	0	0	0	0	0	0	0	0	0	0	0	0	0	0	0
Total reported	10106		57066		28389		0		0	95561		2109		16677		7829		0	0	26615		122176	
Percent Reported	100.0		100.0		99.7					99.9		100.0		100.0		99.9				100.0		99.9	
NOT REPORTED	0		21		87		0		0	108		0		0		4		0	0	4		112	
Total	10106		57087		28476		0		0	95669		2109		16677		7833		0	0	26619		122288	
AVERAGE EXCLUDING INDEFINITE	5.46		6.87		7.59		.00		.00	6.93		4.61		6.16		7.03		.00	.00	6.29		6.79	

Probationer Statistical Profile

Sample: Active & admin probationers, not in facilities
Act probationers 08/21/2002

Requestor: Nancy Phillips, Statistician

Time served in years by current age & sex

Time served (in yrs)	M e n					W o m e n					Grand Total %
	age 00-21 %	age 22-39 %	age 40-98 %	age UNKWN %	Men Total %	age 00-21 %	age 22-39 %	age 40-98 %	age UNKWN %	Women Total %	
0-1	5013 50	15912 28	6960 24	0 0	27885 29	1092 52	5016 30	1971 25	0 0	8079 30	35964 29
1.1-2	3091 31	13159 23	5883 21	0 0	22133 23	661 31	4068 24	1707 22	0 0	6436 24	28569 23
2.1-3	1441 14	9722 17	4684 16	0 0	15847 17	274 13	2934 18	1316 17	0 0	4524 17	20371 17
3.1-4	456 5	7120 12	3566 13	0 0	11142 12	74 4	1914 11	962 12	0 0	2950 11	14092 12
4.1-5	91 1	4676 8	2090 7	0 0	6857 7	7 0	1293 8	634 8	0 0	1934 7	8791 7
5.1-6	7 0	2128 4	1028 4	0 0	3163 3	1 0	511 3	314 4	0 0	826 3	3989 3
6.1-7	6 0	1381 2	870 3	0 0	2257 2	0 0	332 2	204 3	0 0	536 2	2793 2
7.1-8	0 0	947 2	627 2	0 0	1574 2	0 0	202 1	165 2	0 0	367 1	1941 2
8.1-9	0 0	637 1	531 2	0 0	1168 1	0 0	146 1	136 2	0 0	282 1	1450 1
9.1-10	1 0	446 1	458 2	0 0	905 1	0 0	106 1	141 2	0 0	247 1	1152 1
10.1-12	0 0	501 1	630 2	0 0	1131 1	0 0	81 0	103 1	0 0	184 1	1315 1
12.1-15	0 0	287 1	569 2	0 0	856 1	0 0	41 0	87 1	0 0	128 0	984 1
15.1-20	0 0	102 0	407 1	0 0	509 1	0 0	20 0	56 1	0 0	76 0	585 0
20.1-OVER	0 0	68 0	172 1	0 0	240 0	0 0	12 0	37 0	0 0	49 0	289 0
Total reported	10106	57086	28475	0	95667	2109	16676	7833	0	26618	122285
Percent Reported	100.0	100.0	100.0		100.0	100.0	100.0	100.0		100.0	100.0
NOT REPORTED	0	1	1	0	2	0	1	0	0	1	3
Total	10106	57087	28476	0	95669	2109	16677	7833	0	26619	122288
AVERAGE TIME SERVED	1.24	2.67	3.55	.00	2.78	1.17	2.40	3.30	.00	2.56	2.73

Probationer Statistical Profile

Sample: Active & admin probationers, not in facilities
Act probationers 08/21/2002

Requestor: Nancy Phillips, Statistician

Time left to serve by current age & sex

Time left (in years)	M e n					W o m e n					Grand Total %
	age 00-21 %	age 22-39 %	age 40-98 %	age UNKWN %	Men Total %	age 00-21 %	age 22-39 %	age 40-98 %	age UNKWN %	Women Total %	
0-1	932 9	9357 16	4822 17	0 0	15111 16	264 13	2983 18	1396 18	0 0	4643 17	19754 16
1.1-2	1391 14	9630 17	4785 17	0 0	15806 17	412 20	2966 18	1346 17	0 0	4724 18	20530 17
2.1-3	1786 18	8918 16	4405 16	0 0	15109 16	423 20	2842 17	1263 16	0 0	4528 17	19637 16
3.1-4	1794 18	7934 14	3827 13	0 0	13555 14	345 16	2336 14	1072 14	0 0	3753 14	17308 14
4.1-5	1850 18	7011 12	3111 11	0 0	11972 13	361 17	2114 13	881 11	0 0	3356 13	15328 13
5.1-6	353 3	3008 5	1515 5	0 0	4876 5	49 2	727 4	405 5	0 0	1181 4	6057 5
6.1-7	423 4	2729 5	1308 5	0 0	4460 5	63 3	679 4	337 4	0 0	1079 4	5539 5
7.1-8	409 4	2201 4	1154 4	0 0	3764 4	41 2	553 3	303 4	0 0	897 3	4661 4
8.1-9	476 5	1925 3	992 3	0 0	3393 4	52 2	520 3	273 3	0 0	845 3	4238 3
9.1-10	424 4	1678 3	806 3	0 0	2908 3	78 4	506 3	245 3	0 0	829 3	3737 3
10.1-12	57 1	762 1	478 2	0 0	1297 1	3 0	123 1	82 1	0 0	208 1	1505 1
12.1-15	123 1	987 2	550 2	0 0	1660 2	12 1	171 1	98 1	0 0	281 1	1941 2
15.1-20	80 1	583 1	404 1	0 0	1067 1	6 0	109 1	81 1	0 0	196 1	1263 1
20.1-OVER	8 0	310 1	215 1	0 0	533 1	0 0	43 0	43 1	0 0	86 0	619 1
INDEFINITE	0 0	0 0	0 0	0 0	0 0	0 0	0 0	0 0	0 0	0 0	0 0
NONE	0 0	33 0	15 0	0 0	48 0	0 0	5 0	4 0	0 0	9 0	57 0
Total reported	10106	57066	28387	0	95559	2109	16677	7829	0	26615	122174
Percent Reported	100.0	100.0	99.7		99.9	100.0	100.0	99.9		100.0	99.9
NOT REPORTED	0	21	89	0	110	0	0	4	0	4	114
Total	10106	57087	28476	0	95669	2109	16677	7833	0	26619	122288
AVERAGE EXCLUDING INDEFINITE, NONE	4.13	3.92	4.07	.00	3.99	3.39	3.55	3.81	.00	3.62	3.91

Probationer Statistical Profile

Sample: Active & admin probationers, not in facilities
Act probationers 08/21/2002

Requestor: Nancy Phillips, Statistician

Case type by current age & sex

Case type	M e n				W o m e n				Grand Total	%
	age 00-21	age 22-39	age 40-98	age UNKWN	age 00-21	age 22-39	age 40-98	age UNKWN		
PRESENTENCE	0	0	0	0	0	0	0	0	0	0
SPLIT SENTENCE	180	2	5663	10	4267	15	0	0	10110	11
STRAIGHT SENTENCE	9731	96	49905	87	23525	83	0	0	83161	87
ABANDONMENT&BASTARDY	0	0	21	0	63	0	0	0	84	0
OUT OF STATE PROB	195	2	1486	3	615	2	0	0	2296	2
OUT OF STATE A&B	0	0	0	0	0	0	0	0	0	0
SUSPENDED SENTENCE	0	0	12	0	6	0	0	0	18	0
Total reported	10106		57087		28476		0		95669	
Percent Reported	100.0		100.0		100.0				100.0	
NOT REPORTED	0		0		0		0		0	
Total	10106		57087		28476		0		95669	

Probationer Statistical Profile

Sample: Active & admin probationers, not in facilities
Act probationers 08/21/2002

Requestor: Nancy Phillips, Statistician

Release type by current age & sex

Release type	Men					Women					Grand Total	%
	age 00-21	age 22-39	age 40-98	age UNKWN	Men Total	age 00-21	age 22-39	age 40-98	age UNKWN	Women Total		
TRANSF OUT OF STATE	0	0	0	0	0	0	0	0	0	0	0	0
REVOKED (TECHNICAL)	0	0	0	0	0	0	0	0	0	0	0	0
REVOKED (NEW SENT)	0	0	0	0	0	0	0	0	0	0	0	0
REVOKED (NEW CRIME)	0	0	0	0	0	0	0	0	0	0	0	0
ABSCONDED (TOLLED)	0	0	0	0	0	0	0	0	0	0	0	0
ABSCONDED (NON-TOLL)	0	0	0	0	0	0	0	0	0	0	0	0
TERMINATED BY COURT	0	0	0	0	0	0	0	0	0	0	0	0
OUT OF STATE TERM	0	0	0	0	0	0	0	0	0	0	0	0
DEATH	0	0	0	0	0	0	0	0	0	0	0	0
FINAN OBLIG COMPLETE	0	0	0	0	0	0	0	0	0	0	0	0
OTHER	0	0	0	0	0	0	0	0	0	0	0	0
NORMAL RELEASE	0	0	0	0	0	0	0	0	0	0	0	0
A & B SPECIAL TERM	0	0	0	0	0	0	0	0	0	0	0	0
INDEP JURISDICTION	0	0	0	0	0	0	0	0	0	0	0	0
ACTIVE	10106	57087	28476	0	95669	2109	16677	7833	0	26619	122288	
Total reported	10106	57087	28476	0	95669	2109	16677	7833	0	26619	122288	
Percent Reported	100.0	100.0	100.0		100.0	100.0	100.0	100.0		100.0	100.0	
NOT REPORTED	0	0	0	0	0	0	0	0	0	0	0	
Total	10106	57087	28476	0	95669	2109	16677	7833	0	26619	122288	

Probationer Statistical Profile

Sample: Active & admin probationers, not in facilities
Act probationers 08/21/2002

Requestor: Nancy Phillips, Statistician

First offender status by current age & sex

1stOffndr	M e n				W o m e n				Grand Total %		
	age 00-21 %	age 22-39 %	age 40-98 %	age UNKWN %	Men Total %	age 00-21 %	age 22-39 %	age 40-98 %		age UNKWN %	Women Total %
FIRST OFFNDR STATUS	5342 53	15398 27	4620 16	0 0	25360 27	1452 69	6892 41	2383 30	0 0	10727 40	36087 30
NO FIRST OFFNDR STAT	4764 47	41689 73	23856 84	0 0	70309 73	657 31	9785 59	5450 70	0 0	15892 60	86201 70
Total reported	10106	57087	28476	0	95669	2109	16677	7833	0	26619	122288
Percent Reported	100.0	100.0	100.0		100.0	100.0	100.0	100.0		100.0	100.0
NOT REPORTED	0	0	0	0	0	0	0	0	0	0	0
Total	10106	57087	28476	0	95669	2109	16677	7833	0	26619	122288

Probationer Statistical Profile

Sample: Active & admin probationers, not in facilities
Act probationers 08/21/2002

Requestor: Nancy Phillips, Statistician

Type probationer by current age & sex

Type probationer	M e n					W o m e n					Grand Total %
	age 00-21 %	age 22-39 %	age 40-98 %	age UNKWN %	Men Total %	age 00-21 %	age 22-39 %	age 40-98 %	age UNKWN %	Women Total %	
MISDEMEANANT	184 2	975 2	501 2	0 0	1660 2	34 2	294 2	162 2	0 0	490 2	2150 2
FELON	9922 98	56079 98	27906 98	0 0	93907 98	2073 98	16375 98	7664 98	0 0	26112 98	120019 98
ABANDONMENT&BASTARDY	0 0	21 0	63 0	0 0	84 0	0 0	2 0	1 0	0 0	3 0	87 0
SUSPENDED SENTENCE	0 0	12 0	6 0	0 0	18 0	2 0	6 0	6 0	0 0	14 0	32 0
Total reported	10106	57087	28476	0	95669	2109	16677	7833	0	26619	122288
Percent Reported	100.0	100.0	100.0		100.0	100.0	100.0	100.0		100.0	100.0
NOT REPORTED	0	0	0	0	0	0	0	0	0	0	0
Total	10106	57087	28476	0	95669	2109	16677	7833	0	26619	122288

Probationer Statistical Profile

Sample: Active & admin probationers, not in facilities
Act probationers 08/21/2002

Requestor: Nancy Phillips, Statistician

Most serious crime by group by current age & sex

Crime group	Men				Women				Grand Total	%
	age 00-21	age 22-39	age 40-98	age UNKWN	age 00-21	age 22-39	age 40-98	age UNKWN		
HOMICIDE	19 0	340 1	260 1	0 0	4 0	104 1	82 1	0 0	190 1	809 1
ABORTION	0 0	3 0	1 0	0 0	0 0	1 0	0 0	0 0	1 0	5 0
BODILY INJRY&REL OFF	673 7	6011 11	3743 13	0 0	166 8	1134 7	559 7	0 0	1859 7	12286 10
ARSON & REL OFF	32 0	251 0	168 1	0 0	9 0	96 1	64 1	0 0	169 1	620 1
DAMAGE OF PROPERTY	221 2	650 1	220 1	0 0	46 2	165 1	54 1	0 0	265 1	1356 1
BURGLARY & REL OFF	1607 16	6004 11	1717 6	0 0	119 6	606 4	165 2	0 0	890 3	10218 8
FORGERY & REL OFF	544 5	4184 7	1943 7	0 0	482 23	4023 24	1472 19	0 0	5977 22	12648 10
THEFT	2210 22	7662 13	3238 11	0 0	618 29	3732 22	1513 19	0 0	5863 22	18973 16
ROBBERY	315 3	1730 3	510 2	0 0	40 2	167 1	53 1	0 0	260 1	2815 2
SEXUAL OFFENSES	499 5	2349 4	2192 8	0 0	16 1	103 1	52 1	0 0	171 1	5211 4
OBSCENITY CRIMES	0 0	4 0	11 0	0 0	0 0	0 0	1 0	0 0	1 0	16 0
TREASON & REL OFF	4 0	37 0	16 0	0 0	4 0	20 0	6 0	0 0	30 0	87 0
CRIMES INVOLVNG GOVT	181 2	1225 2	466 2	0 0	46 2	386 2	240 3	0 0	672 3	2544 2
FALSIFICATIONS	26 0	171 0	84 0	0 0	12 1	118 1	39 0	0 0	169 1	450 0
OBSTRUCT LAW ENFORCE	28 0	196 0	84 0	0 0	8 0	71 0	32 0	0 0	111 0	419 0
DISORDERLY CONDUCT	66 1	193 0	70 0	0 0	9 0	24 0	14 0	0 0	47 0	376 0
GAMBLING & REL OFF	4 0	50 0	26 0	0 0	3 0	16 0	11 0	0 0	30 0	110 0
CRUELTY TO CHILDREN	28 0	557 1	354 1	0 0	16 1	441 3	148 2	0 0	605 2	1544 1
CRIMES WITH GUNS	232 2	1904 3	1283 5	0 0	23 1	133 1	87 1	0 0	243 1	3662 3
INVASION PRIVACY	5 0	96 0	43 0	0 0	0 0	1 0	2 0	0 0	3 0	147 0
RACKETEERING	0 0	9 0	19 0	0 0	0 0	4 0	10 0	0 0	14 0	42 0
DRUG ABUSE OFFENSES	3086 31	20117 35	9103 32	0 0	414 20	4617 28	2731 35	0 0	7762 29	40068 33
DRUG TRAFFICKING	25 0	313 1	243 1	0 0	10 0	79 0	72 1	0 0	161 1	742 1
AUTO CRIMES	19 0	1537 3	1877 7	0 0	0 0	134 1	161 2	0 0	295 1	3728 3
REVENUE & CONTRABAND	4 0	6 0	6 0	0 0	0 0	3 0	2 0	0 0	5 0	21 0
CRIMES OF OTH STATES	22 0	191 0	84 0	0 0	12 1	86 1	33 0	0 0	131 0	428 0
MISC. FELONIES	67 1	294 1	148 1	0 0	17 1	109 1	61 1	0 0	187 1	696 1
MISDEMEANORS	184 2	989 2	556 2	0 0	35 2	299 2	168 2	0 0	502 2	2231 2
Total reported	10101	57073	28465	0	2109	16672	7832	0	26613	122252
Percent Reported	100.0	100.0	100.0		100.0	100.0	100.0		100.0	100.0
NOT REPORTED	5	14	11	0	30	5	1	0	6	36
Total	10106	57087	28476	0	95669	2109	16677	7833	26619	122288

Probationer Statistical Profile

Sample: Active & admin probationers, not in facilities
Act probationers 08/21/2002

Requestor: Nancy Phillips, Statistician

Most serious offense by current age & sex

Most serious offense	Men					Women					Grand Total %	
	age 00-21 %	age 22-39 %	age 40-98 %	age UNKWN %	Men Total %	age 00-21 %	age 22-39 %	age 40-98 %	age UNKWN %	Women Total %		
Misdemeanors												
abandonment	0 0	14 0	53 0	0 0	67 0	0 0	0 0	1 0	0 0	1 0	68 0	
non-support	0 0	1 0	0 0	0 0	1 0	0 0	0 0	0 0	0 0	0 0	1 0	
stalking	1 0	4 0	5 0	0 0	10 0	0 0	1 0	1 0	0 0	2 0	12 0	
assault & battery	1 0	18 0	4 0	0 0	23 0	0 0	2 0	1 0	0 0	3 0	26 0	
atmpt murder	0 0	2 0	1 0	0 0	3 0	0 0	0 0	0 0	0 0	0 0	3 0	
aggravated assault	3 0	20 0	20 0	0 0	43 0	1 0	7 0	5 0	0 0	13 0	56 0	
simple assault	6 0	30 0	26 0	0 0	62 0	2 0	3 0	4 0	0 0	9 0	71 0	
simple battery	12 0	128 0	57 0	0 0	197 0	4 0	24 0	7 0	0 0	35 0	232 0	
stabbing another	0 0	0 0	1 0	0 0	1 0	0 0	0 0	0 0	0 0	0 0	1 0	
shooting at another	0 0	2 0	1 0	0 0	3 0	0 0	0 0	0 0	0 0	0 0	3 0	
wife beating	0 0	1 0	0 0	0 0	1 0	0 0	0 0	0 0	0 0	0 0	1 0	
concealing a death	0 0	1 0	0 0	0 0	1 0	0 0	0 0	0 0	0 0	0 0	1 0	
leave scene had inju	0 0	1 0	1 0	0 0	2 0	0 0	1 0	0 0	0 0	1 0	3 0	
crmnl intfer govt pr	0 0	3 0	1 0	0 0	4 0	0 0	0 0	0 0	0 0	0 0	4 0	
reckless conduct	8 0	12 0	4 0	0 0	24 0	0 0	6 0	0 0	0 0	6 0	30 0	
disorderly conduct	1 0	2 0	1 0	0 0	4 0	0 0	0 0	2 0	0 0	2 0	6 0	
motor vehicle abando	0 0	1 0	1 0	0 0	2 0	0 0	0 0	0 0	0 0	0 0	2 0	
larceny	0 0	3 0	2 0	0 0	5 0	0 0	1 0	0 0	0 0	1 0	6 0	
receiving stolen goo	3 0	11 0	2 0	0 0	16 0	0 0	3 0	0 0	0 0	3 0	19 0	
theft by taking	12 0	56 0	16 0	0 0	84 0	5 0	34 0	12 0	0 0	51 0	135 0	
robbery	2 0	8 0	1 0	0 0	11 0	0 0	4 0	0 0	0 0	4 0	15 0	
burglary	0 0	20 0	5 0	0 0	25 0	1 0	1 0	0 0	0 0	2 0	27 0	
car breaking	0 0	1 0	1 0	0 0	2 0	0 0	0 0	0 0	0 0	0 0	2 0	
take vehic temporary	0 0	0 0	1 0	0 0	1 0	0 0	0 0	0 0	0 0	0 0	1 0	
alter id	1 0	2 0	0 0	0 0	3 0	0 0	0 0	0 0	0 0	0 0	3 0	
bad checks	1 0	38 0	20 0	0 0	59 0	1 0	49 0	24 0	0 0	74 0	133 0	
fraudulent checks	0 0	2 0	3 0	0 0	5 0	1 0	4 0	0 0	0 0	5 0	10 0	
forgery	1 0	11 0	2 0	0 0	14 0	1 0	12 0	1 0	0 0	14 0	28 0	
worthless checks	0 0	0 0	1 0	0 0	1 0	0 0	4 0	6 0	0 0	10 0	11 0	
s/d of narcotics	3 0	5 0	1 0	0 0	9 0	0 0	0 0	0 0	0 0	0 0	9 0	
public drunkenness	0 0	2 0	1 0	0 0	3 0	0 0	0 0	1 0	0 0	1 0	4 0	
s/d dep,stim,cntrf d	0 0	3 0	0 0	0 0	3 0	0 0	0 0	0 0	0 0	0 0	3 0	
s/d of lsd	0 0	0 0	0 0	0 0	0 0	0 0	1 0	0 0	0 0	1 0	1 0	

(continued)

Probationer Statistical Profile

Sample: Active & admin probationers, not in facilities
Act probationers 08/21/2002

Requestor: Nancy Phillips, Statistician

Most serious offense by current age & sex (continued)

Most serious offense	Men						Women						Grand			
	age	age	age	age	UNKWN	Men	age	age	age	age	UNKWN	Women	Total	Total	%	
	00-21	%	22-39	%	40-98	%	00-21	%	22-39	%	40-98	%	UNKWN	%	Total	%
s/d of marijuana	0	0	6	0	3	0	0	0	0	0	0	0	0	0	9	0
poss of narcotics	1	0	4	0	0	0	0	0	2	0	1	0	0	0	3	0
poss dep,stim,cntrf	0	0	1	0	0	0	0	0	0	0	0	0	0	0	1	0
poss of lsd	0	0	1	0	0	0	0	0	0	0	0	0	0	0	1	0
poss of marijuana	13	0	41	0	8	0	0	0	9	0	2	0	0	0	11	0
viol motor veh law	16	0	61	0	22	0	0	0	11	0	7	0	0	0	20	0
dui	10	0	153	0	112	0	0	0	26	0	24	0	0	0	51	0
obstr of law enf off	17	0	73	0	30	0	0	0	10	0	8	0	0	0	18	0
impersonating anothe	1	0	10	0	2	0	0	0	4	0	0	0	0	0	4	0
crmnl trespassing	12	0	19	0	6	0	0	0	4	0	3	0	0	0	9	0
illegal attm to obt	0	0	1	0	1	0	0	0	0	0	1	0	0	0	1	0
crmnl damage	5	0	7	0	4	0	0	0	4	0	2	0	0	0	6	0
terroristic threats	1	0	5	0	6	0	0	0	0	0	2	0	0	0	2	0
viol ga cntrl subst	18	0	54	0	15	0	0	0	12	0	7	0	0	0	21	0
sodomy	1	0	0	0	0	0	0	0	0	0	0	0	0	0	0	0
public indecency	0	0	5	0	7	0	0	0	1	0	0	0	0	0	1	0
peeping tom	0	0	1	0	1	0	0	0	0	0	0	0	0	0	0	0
molesting a minor	0	0	0	0	3	0	0	0	0	0	1	0	0	0	1	0
atmpt rape	0	0	1	0	0	0	0	0	0	0	0	0	0	0	0	0
sexual battery	3	0	6	0	9	0	0	0	0	0	0	0	0	0	0	0
escape	0	0	5	0	1	0	0	0	0	0	1	0	0	0	1	0
cpwl & concealed wea	2	0	13	0	5	0	0	0	1	0	0	0	0	0	1	0
shoplifting	3	0	5	0	7	0	0	0	18	0	5	0	0	0	28	0
pointing gun at anot	1	0	1	0	5	0	0	0	0	0	0	0	0	0	0	0
crmnl attempt	1	0	0	0	0	0	0	0	0	0	1	0	0	0	1	0
other misdemeanor	8	0	46	0	27	0	0	0	7	0	14	0	0	0	22	0
riot	0	0	0	0	1	0	0	0	0	0	0	0	0	0	0	0
fighting in public p	2	0	1	0	1	0	0	0	1	0	1	0	0	0	2	0
lottery violation	0	0	0	0	0	0	0	0	1	0	0	0	0	0	1	0
off agnst pub hlth/m	0	0	5	0	6	0	0	0	0	0	0	0	0	0	0	0
gambling & related o	0	0	0	0	1	0	0	0	0	0	0	0	0	0	0	0
failr fil/mntn abort	0	0	0	0	1	0	0	0	0	0	0	0	0	0	0	0
involuntary manslaug	0	0	0	0	1	0	0	0	0	0	0	0	0	0	0	0
interference with cu	0	0	2	0	2	0	0	0	2	0	0	0	0	0	2	0
theft by deception <	0	0	1	0	1	0	0	0	1	0	4	0	0	0	7	0

(continued)

Probationer Statistical Profile

Sample: Active & admin probationers, not in facilities
Act probationers 08/21/2002

Requestor: Nancy Phillips, Statistician

Most serious offense by current age & sex (continued)

Most serious offense	Men						Women						Grand Total	%
	age 00-21	age 22-39	age 40-98	age UNKWN	Men Total	Men %	age 00-21	age 22-39	age 40-98	age UNKWN	Women Total	Women %		
theft/lost/property<	1 0	3 0	0 0	0 0	4 0	0 0	0 0	0 0	0 0	0 0	0 0	4 0		
theft of services <	0 0	1 0	1 0	0 0	2 0	0 0	1 0	0 0	0 0	0 0	1 0	3 0		
theft by conversion	0 0	4 0	1 0	0 0	5 0	0 0	2 0	3 0	0 0	5 0	0 0	10 0		
theft trade secret <	0 0	0 0	0 0	0 0	0 0	0 0	1 0	0 0	0 0	0 0	1 0	1 0		
theft motor vehicle,	1 0	2 0	1 0	0 0	4 0	1 0	0 0	0 0	0 0	0 0	1 0	5 0		
conversn paymnt real	0 0	1 0	0 0	0 0	1 0	0 0	0 0	0 0	0 0	0 0	0 0	1 0		
entrng mot veh crim	0 0	6 0	0 0	0 0	6 0	0 0	1 0	2 0	0 0	3 0	0 0	9 0		
viol forgery&fraud p	1 0	0 0	1 0	0 0	2 0	0 0	1 0	1 0	0 0	2 0	0 0	4 0		
tpos/use drug rel ob	0 0	0 0	1 0	0 0	1 0	0 0	0 0	1 0	0 0	1 0	0 0	2 0		
obtn/attmpt drugs il	0 0	0 0	3 0	0 0	3 0	0 0	1 0	3 0	0 0	4 0	0 0	7 0		
viol dangerous drugs	0 0	2 0	0 0	0 0	2 0	0 0	0 0	0 0	0 0	0 0	0 0	2 0		
mfg/dist imitate con	0 0	4 0	1 0	0 0	5 0	0 0	1 0	0 0	0 0	1 0	0 0	6 0		
misc abuse govt offi	0 0	0 0	0 0	0 0	0 0	0 0	1 0	1 0	0 0	2 0	0 0	2 0		
misc escape & other	0 0	1 0	0 0	0 0	1 0	0 0	0 0	0 0	0 0	0 0	0 0	1 0		
misc offns relt jud	0 0	0 0	1 0	0 0	1 0	0 0	0 0	0 0	0 0	0 0	0 0	1 0		
misc obstruction off	2 0	0 0	1 0	0 0	3 0	0 0	0 0	0 0	0 0	0 0	0 0	3 0		
misc sexual offenses	1 0	3 0	2 0	0 0	6 0	0 0	0 0	0 0	0 0	0 0	0 0	6 0		
pandering	0 0	1 0	1 0	0 0	2 0	0 0	0 0	0 0	0 0	0 0	0 0	2 0		
providing sex mat mi	0 0	1 0	0 0	0 0	1 0	0 0	0 0	0 0	0 0	0 0	0 0	1 0		
exhibit sex shows mi	0 0	0 0	1 0	0 0	1 0	0 0	0 0	0 0	0 0	0 0	0 0	1 0		
dng instrmntalties &	0 0	1 0	0 0	0 0	1 0	0 0	0 0	0 0	0 0	0 0	0 0	1 0		
viol acts rsale plnt	1 0	0 0	0 0	0 0	1 0	0 0	0 0	0 0	0 0	0 0	0 0	1 0		
viol alcoh bev regs	0 0	1 0	2 0	0 0	3 0	0 0	0 0	0 0	0 0	0 0	0 0	3 0		
furnish liquor to mi	1 0	0 0	1 0	0 0	2 0	0 0	0 0	0 0	0 0	0 0	0 0	2 0		
poss alc bev by juve	1 0	1 0	1 0	0 0	3 0	0 0	0 0	0 0	0 0	0 0	0 0	3 0		
veh homicide tit 40	0 0	1 0	1 0	0 0	2 0	0 0	0 0	0 0	1 0	0 0	1 0	3 0		
viol motor veh licen	0 0	1 0	0 0	0 0	1 0	1 0	0 0	0 0	0 0	1 0	0 0	2 0		
misc misdemeanor	5 0	24 0	13 0	0 0	42 0	2 0	15 0	8 0	0 0	25 0	0 0	67 0		
viol othr states law	0 0	1 0	3 0	0 0	4 0	1 0	1 0	1 0	0 0	3 0	0 0	7 0		

(continued)

Probationer Statistical Profile

Sample: Active & admin probationers, not in facilities
Act probationers 08/21/2002

Requestor: Nancy Phillips, Statistician

Most serious offense by current age & sex (continued)

Most serious offense	Men					Women					Grand Total %
	age 00-21 %	age 22-39 %	age 40-98 %	age UNKWN %	Men Total %	age 00-21 %	age 22-39 %	age 40-98 %	age UNKWN %	Women Total %	
FELONIES											
MISC HOMICIDE OFFENS	1 0	6 0	2 0	0 0	9 0	1 0	2 0	1 0	0 0	4 0	13 0
MURDER	1 0	5 0	7 0	0 0	13 0	0 0	7 0	1 0	0 0	8 0	21 0
VOLUNTARY MANSLAUGHT	3 0	80 0	94 0	0 0	177 0	0 0	37 0	41 1	0 0	78 0	255 0
INVOLUNTARY MANSLAUG	6 0	56 0	33 0	0 0	95 0	1 0	23 0	6 0	0 0	30 0	125 0
FETICIDE	0 0	1 0	0 0	0 0	1 0	0 0	0 0	0 0	0 0	0 0	1 0
VEHICULAR HOMICIDE	7 0	182 0	106 0	0 0	295 0	2 0	33 0	25 0	0 0	60 0	355 0
HOMICIDE BY PILOT,DU	0 0	1 0	2 0	0 0	3 0	0 0	0 0	1 0	0 0	1 0	4 0
CONCEAL DEATH OF ANO	0 0	3 0	1 0	0 0	4 0	0 0	0 0	0 0	0 0	0 0	4 0
ATMPT MURDER	1 0	6 0	15 0	0 0	22 0	0 0	2 0	7 0	0 0	9 0	31 0
MISC ABORTION	0 0	1 0	0 0	0 0	1 0	0 0	1 0	0 0	0 0	1 0	2 0
CRMNL ABORTION	0 0	2 0	1 0	0 0	3 0	0 0	0 0	0 0	0 0	0 0	3 0
MISC ASSAULT/BATTERY	4 0	88 0	43 0	0 0	135 0	0 0	3 0	5 0	0 0	8 0	143 0
FAMILY VIOLENCE BATT	3 0	7 0	2 0	0 0	12 0	0 0	1 0	0 0	0 0	1 0	13 0
AGGRAV ASSAULT	414 4	3708 6	2282 8	0 0	6404 7	126 6	874 5	438 6	0 0	1438 5	7842 6
ATMPT AGGRAV ASSAULT	1 0	18 0	17 0	0 0	36 0	2 0	6 0	4 0	0 0	12 0	48 0
AGGRAV BATTERY	47 0	420 1	243 1	0 0	710 1	5 0	50 0	22 0	0 0	77 0	787 1
TERRORIST THREATS &	131 1	793 1	566 2	0 0	1490 2	20 1	103 1	48 1	0 0	171 1	1661 1
FALSE IMPRISONMENT	15 0	205 0	76 0	0 0	296 0	2 0	12 0	2 0	0 0	16 0	312 0
FALSE IMPRIS COLOR L	0 0	0 0	2 0	0 0	2 0	0 0	1 0	0 0	0 0	1 0	3 0
KIDNAPPING	1 0	89 0	42 0	0 0	132 0	0 0	2 0	1 0	0 0	3 0	135 0
INTERFERENCE WITH CU	9 0	32 0	11 0	0 0	52 0	4 0	14 0	6 0	0 0	24 0	76 0
AGGRAV ASSAULT POLCE	12 0	112 0	88 0	0 0	212 0	2 0	14 0	10 0	0 0	26 0	238 0
AGGRAV BATTERY PEACE	3 0	7 0	1 0	0 0	11 0	0 0	1 0	0 0	0 0	1 0	12 0
SIMPLE BATTERY	6 0	75 0	44 0	0 0	125 0	1 0	13 0	2 0	0 0	16 0	141 0
RECK COND	0 0	8 0	1 0	0 0	9 0	0 0	5 0	0 0	0 0	5 0	14 0
INJURY BY VEHICLE	0 0	4 0	1 0	0 0	5 0	0 0	0 0	0 0	0 0	0 0	5 0
STALKING	2 0	18 0	20 0	0 0	40 0	0 0	2 0	0 0	0 0	2 0	42 0
AGGRAV STALKING	25 0	426 1	299 1	0 0	750 1	4 0	33 0	21 0	0 0	58 0	808 1
ATMPT KIDNAP	0 0	1 0	5 0	0 0	6 0	0 0	0 0	0 0	0 0	0 0	6 0
ARSON MISC	1 0	14 0	9 0	0 0	24 0	1 0	3 0	7 0	0 0	11 0	35 0
ARSON 1ST DEGREE	16 0	175 0	128 0	0 0	319 0	6 0	67 0	48 1	0 0	121 0	440 0

(continued)

Probationer Statistical Profile

Sample: Active & admin probationers, not in facilities
Act probationers 08/21/2002

Requestor: Nancy Phillips, Statistician

Most serious offense by current age & sex (continued)

Most serious offense	Men						Women						Grand Total	%
	age 00-21	age 22-39	age 40-98	age UNKWN	Men Total	Men %	age 00-21	age 22-39	age 40-98	age UNKWN	Women Total	Women %		
ARSON 2ND DEGREE	10	41	23	0	74	0	0	15	7	0	22	96		
ARSON 3RD DEGREE	4	16	5	0	25	2	8	1	0	11	36			
CRMNL POSS EXPLOSIVE	1	3	3	0	7	0	3	1	0	4	11			
CRMNL POSS INCENDIAR	0	2	0	0	2	0	0	0	0	0	2			
MISC CRIMINAL DAMAGE	5	15	4	0	24	1	4	0	0	5	29			
CRMNL DAMAGE 1ST DEG	44	166	68	0	278	4	29	8	0	41	319			
CRMNL DAMAGE 2ND DEG	149	404	132	0	685	40	124	39	0	203	888			
DAMAGE,DESTROY SECR	4	18	7	0	29	0	3	4	0	7	36			
VANDALISM TO CHURCH	2	8	0	0	10	0	1	1	0	2	12			
ALTER ID	17	39	9	0	65	1	4	2	0	7	72			
BURGLARY	1508	5840	1668	6	9016	114	592	161	2	867	9883			
POSS BURGLAR TOOLS	63	91	24	0	178	1	12	1	0	14	192			
ATMPT BURGLARY	36	73	25	0	134	4	2	3	0	9	143			
MISC FORGERY	3	17	5	0	25	4	18	6	0	28	53			
FORGERY 1ST DEGREE	395	3210	1512	5	5117	331	3012	1188	15	4531	9648			
FORGERY 2ND DEGREE	34	175	44	0	253	12	69	21	0	102	355			
BAD CHECKS	4	160	170	1	334	6	187	79	1	272	606			
ILLEGAL USE-CREDIT C	3	12	3	0	18	2	12	2	0	16	34			
THEFT CREDIT CARD	23	94	24	0	141	19	83	16	0	118	259			
FORGERY CREDIT CARD	6	33	4	0	43	9	53	5	0	67	110			
FRAUDULENT CREDIT CA	64	298	69	0	431	84	405	70	1	559	990			
CRMNL POSS CREDIT CA	2	4	1	0	7	0	2	0	0	2	9			
RECV GDS,SRVS FRAUD	0	12	8	0	20	1	20	16	0	37	57			
TELECOMMUNICATIONS F	0	14	11	0	25	0	7	1	0	8	33			
ATMPT FORGERY	0	3	2	0	5	1	0	5	0	6	11			
FAILR PAY NATRL PRD/	0	1	2	0	3	0	0	1	0	1	4			
FRAUDULENT ACCESS CO	4	33	7	0	44	3	40	2	0	45	89			
MISC FRAUD	6	118	81	0	205	10	115	60	1	185	390			
THEFT BY TAKING	731	3268	1531	5	5530	248	1927	827	11	3002	8532			
THEFT BY DECEPTION	9	210	193	1	412	12	128	78	1	218	630			
THEFT BY EXTORTION	1	10	0	0	11	2	5	4	0	11	22			
THEFT OF LOST PROPER	5	15	8	0	28	1	8	2	0	11	39			
THEFT BY REC STOLEN	657	2048	569	2	3274	53	286	72	1	411	3685			
THEFT OF SERVICES	4	34	28	0	66	0	23	10	0	33	99			
THEFT BY CONVERSION	10	227	202	1	439	4	132	74	1	210	649			

(continued)

Probationer Statistical Profile

Sample: Active & admin probationers, not in facilities
Act probationers 08/21/2002

Requestor: Nancy Phillips, Statistician

Most serious offense by current age & sex (continued)

Most serious offense	Men						Women						Grand Total	%
	age 00-21	age 22-39	age 40-98	age UNKWN	Men Total	Men %	age 00-21	age 22-39	age 40-98	age UNKWN	Women Total	Women %		
THEFT OF TRADE SECRE	0	2	1	0	3	0	0	1	0	0	0	1	4	
CONVSN PAYMNTS REAL	0	7	18	0	25	0	0	0	0	0	0	0	25	
ATMPT THEFT BY TAKIN	1	0	0	0	1	0	0	0	0	0	0	0	1	
THEFT OF MOTOR VEH,	159	487	153	0	799	18	58	18	0	0	94	893		
THEFT OF LEASED PERS	0	1	0	0	1	0	4	0	0	0	4	5		
THEFT BRING PROP IN	18	57	21	0	96	3	8	3	0	0	14	110		
THEFT RECV PROP OUT	4	18	1	0	23	1	3	1	0	0	5	28		
LIVESTOCK THEFT	3	6	3	0	12	1	2	0	0	0	3	15		
THEFT BY SHOPLIFTING	153	657	401	0	1211	261	1110	418	0	0	1789	3000		
ENTERING VEHICLE	455	613	109	0	1177	14	37	5	0	0	56	1233		
STEAL ALTER PUBLIC D	0	2	0	0	2	0	0	1	0	0	1	3		
ROBBERY	247	1176	299	0	1722	34	126	40	0	0	200	1922		
ARMED ROBBERY	27	443	185	0	655	4	34	12	0	0	50	705		
ROBBERY BY FORCE	1	3	0	0	4	0	0	0	0	0	0	4		
ROBBERY BY INTIMIDAT	1	2	0	0	3	0	0	0	0	0	0	3		
ROBBERY BY SUDDEN SN	1	1	0	0	2	0	0	0	0	0	0	2		
HIJACKING MOTOR VEHI	1	2	0	0	3	1	0	0	0	0	1	4		
ATMPT ROBBERY	26	67	22	0	115	1	5	1	0	0	7	122		
ATMPT ARMED ROBBERY	11	36	4	0	51	0	2	0	0	0	2	53		
MISC SEXUAL	4	33	33	0	70	0	3	0	0	0	3	73		
RAPE	9	133	107	0	249	0	0	0	0	0	0	249		
SODOMY	8	27	41	0	76	2	0	1	0	0	3	79		
AGGRAV SODOMY	3	42	77	0	122	0	0	1	0	0	1	123		
SEDUCTION	0	0	1	0	1	0	0	1	0	0	1	2		
INCEST	6	35	118	0	159	0	5	7	0	0	12	171		
BIGAMY	0	7	10	0	17	0	2	0	0	0	2	19		
AGGRAV SEXUAL BATTER	2	26	26	0	54	0	1	0	0	0	1	55		
PANDERING BY COMPULS	0	2	3	0	5	0	0	0	0	0	0	5		
STATUTORY RAPE	285	897	88	0	1270	5	24	4	0	0	33	1303		
CHILD MOLESTATION	141	879	1373	0	2393	7	44	27	0	0	78	2471		
ENTICING CHILD-INDEC	18	108	103	0	229	1	15	5	0	0	21	250		
AGGRAV CHILD MOLESTA	14	100	179	0	293	0	4	3	0	0	7	300		
NECROPHILIA	0	0	0	0	0	0	0	1	0	0	1	1		
SEXL/ASLT/AGN/PERS/	3	24	12	0	39	0	5	2	0	0	7	46		
SEXUAL ASLT BY THERA	0	1	0	0	1	0	0	0	0	0	0	1		

(continued)

Probationer Statistical Profile

Sample: Active & admin probationers, not in facilities
Act probationers 08/21/2002

Requestor: Nancy Phillips, Statistician

Most serious offense by current age & sex (continued)

Most serious offense	Men						Women						Grand Total	%
	age 00-21	age 22-39	age 40-98	age UNKWN	Men Total	Men %	age 00-21	age 22-39	age 40-98	age UNKWN	Women Total	Women %		
SOLICIT SODOMY FROM	1	4	6	0	11	0	0	0	0	0	0	11	0	
ATMPT RAPE	4	29	11	0	44	1	0	0	0	0	1	45	0	
ATMPT SODOMY	0	0	3	0	3	0	0	0	0	0	0	3	0	
ATMPT AGGRAV SODOMY	1	2	1	0	4	0	0	0	0	0	0	4	0	
MISC OBSCENITY	0	1	4	0	5	0	0	0	0	0	0	5	0	
DISTRIBUTING OBSCENE	0	1	2	0	3	0	0	0	1	0	1	4	0	
DISTR MAT DEPICT NUD	0	2	3	0	5	0	0	0	0	0	0	5	0	
PROV SEX MATER TO MI	0	0	2	0	2	0	0	0	0	0	0	2	0	
MISC PUBLIC ORDER	0	5	3	0	8	0	0	0	1	0	1	9	0	
TREASON	0	0	0	0	0	0	0	1	0	0	1	1	0	
INSURRECTION	0	1	0	0	1	0	0	0	0	0	0	1	0	
INCITING TO INSURREC	2	1	1	0	4	0	0	0	0	0	0	4	0	
ADVOC OVERTHROW OF G	0	0	1	0	1	0	0	0	0	0	0	1	0	
FALSE SWEARNG WRITTN	2	30	11	0	43	4	19	5	0	28	71	0		
ABUSE OF GOVT OFFICE	0	0	1	0	1	0	0	0	0	0	1	0		
BRIBERY GOVT OFFICER	1	11	12	0	24	0	5	1	0	6	30	0		
VIOL OATH PUBLIC OFF	0	5	1	0	6	0	1	1	0	2	8	0		
INFLUENCE LEGISLATIV	0	0	1	0	1	0	0	0	0	0	1	0		
INFLUENCE GOVT OFFIC	0	2	0	0	2	0	0	0	0	0	2	0		
DEFRAUDING STATE	0	17	29	0	46	1	160	125	0	286	332	0		
CONSPIRE RESTRAIN FR	0	1	0	0	1	0	0	0	0	0	1	0		
FALSE CERTIFICATES	0	3	3	0	6	0	5	0	0	5	11	0		
INFLUENCING WITNESS	2	10	6	0	18	1	5	2	0	8	26	0		
OBSTR OF LAW ENF OFF	178	1176	413	0	1767	44	210	111	0	365	2132	2		
MISC JUDICIAL PROCEE	0	1	2	0	3	1	1	0	0	2	5	0		
PERJURY	0	14	13	0	27	1	13	6	0	20	47	0		
FALSE SWEARING	2	19	7	0	28	4	17	8	0	29	57	0		
SUBORNATION OF PERJU	0	0	1	0	1	0	1	1	0	2	3	0		
IMPERSONATION	1	11	2	0	14	1	2	1	0	4	18	0		
IMPERSONATING OFFICE	4	34	17	0	55	0	2	0	0	2	57	0		
BARRATRY	0	6	1	0	7	0	0	0	0	0	7	0		
EMBRACERY	0	0	1	0	1	0	3	0	0	3	4	0		
FALSE STATEMENTS GOV	19	84	39	0	142	5	77	23	0	105	247	0		
UNAUTH REPRESENTN PEAC	0	0	1	0	1	0	0	0	0	0	1	0		
IMPRSNTNG ANTHR RBAL	0	2	0	0	2	0	2	0	0	2	4	0		

(continued)

Probationer Statistical Profile

Sample: Active & admin probationers, not in facilities
Act probationers 08/21/2002

Requestor: Nancy Phillips, Statistician

Most serious offense by current age & sex (continued)

Most serious offense	Men						Women						Grand Total	%
	age 00-21	age 22-39	age 40-98	age UNKWN	Men Total	Men %	age 00-21	age 22-39	age 40-98	age UNKWN	Women Total	Women %		
ESCAPE	10	99	57	0	166	1	19	7	0	27	193			
AIDING ESCAPE	1	5	0	0	6	1	6	1	0	8	14			
HINDERING APPREH OR	17	62	16	0	95	6	39	23	0	68	163			
COMPOUNDING A CRIME	0	1	1	0	2	0	3	0	0	3	5			
MUTINY IN PENAL INST	0	1	0	0	1	0	0	0	0	0	1			
BAIL JUMPING	0	28	8	0	36	0	3	1	0	4	40			
ATMPT ESCAPE	0	0	2	0	2	0	1	0	0	1	3			
FALSE PUBLIC ALARM	12	15	1	0	28	1	3	1	0	5	33			
CRMNL INTERFERE GOVT	54	178	69	0	301	8	21	13	0	42	343			
MISC GAMBLING/RELATE	0	0	1	0	1	0	0	0	0	0	1			
COMMERICAL GAMBLING	0	3	11	0	14	0	2	8	0	10	24			
COMMUNICATING GAMBL	0	1	2	0	3	0	0	0	0	0	3			
BRIBERY OF CONTESTAN	0	3	2	0	5	0	1	0	0	1	6			
GAMBLING ACT ON BUSI	0	0	1	0	1	0	1	0	0	1	2			
DOGFIGHTING	4	34	6	0	44	0	2	2	0	4	48			
LOTTERY VIOLATION	0	5	2	0	7	2	10	1	0	13	20			
BOARDING BUS W/CONCL	0	4	1	0	5	1	0	0	0	1	6			
CRUELTY TO CHILDREN	22	507	299	1	828	14	425	143	2	582	1410			
SEX EXPLOITATION CHI	3	17	19	0	39	0	6	1	0	7	46			
ABANDONMENT OF CHILD	0	29	35	0	64	0	2	4	0	6	70			
UNLWFL AD ADOPT CHIL	0	0	0	0	0	0	1	0	0	1	1			
CNTRBTNG DELINQENCY	3	4	1	0	8	2	7	0	0	9	17			
MISC WEAPON/EXPLOSIV	11	19	7	0	37	1	0	0	0	1	38			
CARRY CONCEALED WEAP	16	57	14	0	87	0	4	0	0	4	91			
CARRY PISTL WITHOUT	1	4	1	0	6	0	0	1	0	1	7			
ALTER PISTL LICENSE	1	1	0	0	2	0	0	0	0	0	2			
MACHINE GUN ACTIVITI	0	0	1	0	1	0	0	0	0	0	1			
POSS OF FIREARM DUR	54	534	230	1	818	0	48	27	0	75	893			
POSS OF CERTAIN WEAP	30	110	60	0	200	5	5	4	0	14	214			
POSS FIREARM CONVCT	21	1115	959	3	2095	1	69	52	1	122	2217			
CARRY WEAPON AT SCHO	95	50	3	0	148	16	6	2	0	24	172			
GUARD LINE WITH WEAP	1	1	2	0	4	0	1	1	0	2	6			
POSS WEAPON BY PRISO	2	10	2	0	14	0	0	0	0	0	14			
MISUSE FIREARM HUNTI	0	2	3	0	5	0	0	0	0	0	5			
CRUELTY TO ANIMALS	0	1	1	0	2	0	0	0	0	0	2			

(continued)

Probationer Statistical Profile

Sample: Active & admin probationers, not in facilities
Act probationers 08/21/2002

Requestor: Nancy Phillips, Statistician

Most serious offense by current age & sex (continued)

Most serious offense	Men						Women						Grand Total	%
	age 00-21	age 22-39	age 40-98	age UNKWN	Men Total	Men %	age 00-21	age 22-39	age 40-98	age UNKWN	Women Total	Women %		
MISC INVASION OF PRI	0	2	1	0	3	0	0	1	0	0	1	4		
EAVESDROP & SURVEILL	0	9	7	0	16	0	0	1	0	0	1	17		
PEEPING TOM	5	84	35	0	124	0	1	0	0	0	1	125		
P/S/D OF EAVESDROP D	0	1	0	0	1	0	0	0	0	0	0	1		
RACKETEERING	0	9	19	0	28	0	4	10	0	0	14	42		
S/D NARCOTICS, OPIAT	33	337	169	0	539	4	61	45	0	0	110	649		
S/D DEP,STIM,CNTRF D	29	233	110	0	372	6	39	34	0	0	79	451		
S/D OF LSD	6	25	2	0	33	1	0	1	0	0	2	35		
S/D OF MARIJUANA	322	1483	413	0	2218	22	217	105	0	0	344	2562		
S/D OF ALCOHOLIC IN	0	1	1	0	2	0	0	1	0	0	1	3		
POSS NARCOTICS, OPIA	57	493	296	0	846	8	134	93	0	0	235	1081		
POSS DEP,STIM,CNTRF	62	519	268	0	849	19	216	103	0	0	338	1187		
POSS OF LSD	20	77	4	0	101	1	7	3	0	0	11	112		
POSS OF MARIJUANA	284	1336	401	0	2021	32	234	107	0	0	373	2394		
ILLEGAL POSS/MANF LI	0	4	4	0	8	0	0	0	0	0	0	8		
ILLEGAL ATTM TO OBT	3	60	41	0	104	3	101	85	0	0	189	293		
VIOL GA CNTRL SBST A	1297	9155	4234	0	14686	213	2287	1325	0	0	3825	18511		
VIOL DNGROUS DRGS AC	9	55	26	0	90	2	29	14	0	0	45	135		
UNLWFL MFG/DEL/DIST	5	57	36	0	98	0	9	4	0	0	13	111		
FURNISH LIQUOR TO MI	0	1	0	0	1	0	0	0	0	0	0	1		
POSS DRUG RELATED MA	5	22	11	0	38	1	13	4	0	0	18	56		
S/D CONT SUB PUBLIC	20	65	19	0	104	3	12	9	0	0	24	128		
S/D CONT SUB SCHOOL	15	49	5	0	69	0	6	1	0	0	7	76		
S/D COCAINE	287	2067	771	0	3125	29	308	190	0	0	527	3652		
POSS OF COCAINE	613	3908	2120	0	6641	63	858	534	0	0	1455	8096		
ATMPT VIOL SUBSTANCE	19	170	172	0	361	7	86	73	0	0	166	527		
MISC DRUGS TRAFFICKI	0	41	28	0	69	2	14	5	0	0	21	90		
TRAF COCAINE LESS 20	9	150	105	0	264	1	29	35	0	0	65	329		
TRAF COCAINE 201-400	4	26	20	0	50	0	4	4	0	0	8	58		
TRAF COCAINE 401+ GM	0	9	12	0	21	0	1	3	0	0	4	25		
TRAF NARCOTIC LESS 1	0	3	2	0	5	1	0	0	0	0	1	6		
TRAF NARCOTIC 15-28	1	3	0	0	4	0	1	1	0	0	2	6		
TRAF NARCOTIC 29+ GM	0	2	0	0	2	0	0	1	0	0	1	3		
TRAF MARIJNA 101-200	1	13	24	0	38	1	4	4	0	0	9	47		
TRAF MARIJNA 2001-10	0	4	0	0	4	0	1	0	0	0	1	5		

(continued)

Probationer Statistical Profile

Sample: Active & admin probationers, not in facilities
Act probationers 08/21/2002

Requestor: Nancy Phillips, Statistician

Most serious offense by current age & sex (continued)

Most serious offense	Men						Women						Grand Total	%
	age 00-21	age 22-39	age 40-98	age UNKWN	Men Total	Men %	age 00-21	age 22-39	age 40-98	age UNKWN	Women Total	Women %		
TRAF MARIJNA 10001+	1 0	2 0	2 0	0 0	5 0	0 0	0 0	0 0	0 0	0 0	0 0	5 0	0	
TRAF METHAQUALONE< 4	0 0	3 0	5 0	0 0	8 0	1 0	1 0	1 0	1 0	0 0	3 0	11 0	0	
TRAF METHAQUALONE>=4	0 0	2 0	2 0	0 0	4 0	0 0	1 0	0 0	0 0	0 0	1 0	5 0	0	
TRAF AMPHTMINE 28-19	0 0	9 0	6 0	0 0	15 0	0 0	2 0	3 0	0 0	0 0	5 0	20 0	0	
TRAF AMPHTMINE 200-3	0 0	1 0	4 0	0 0	5 0	0 0	0 0	0 0	2 0	0 0	2 0	7 0	0	
TRAF AMPHTMINE 400+	0 0	1 0	0 0	0 0	1 0	0 0	1 0	0 0	0 0	0 0	1 0	2 0	0	
CNSPIRE TRAFFIC CNTR	0 0	1 0	0 0	0 0	1 0	0 0	0 0	0 0	0 0	0 0	0 0	1 0	0	
TRANSACTIONS DRUG OB	0 0	1 0	1 0	0 0	2 0	0 0	1 0	0 0	0 0	0 0	1 0	3 0	0	
TRANSACTIONS CNTRFT	1 0	2 0	0 0	0 0	3 0	0 0	0 0	1 0	0 0	0 0	1 0	4 0	0	
USE COMM FACLT Y VIO	2 0	5 0	6 0	0 0	13 0	2 0	1 0	2 0	0 0	0 0	5 0	18 0	0	
ATT/CONSPRCY COMMT C	2 0	25 0	12 0	0 0	39 0	2 0	13 0	8 0	0 0	0 0	23 0	62 0	0	
UNAUTH DIST CONTRLLD	1 0	3 0	6 0	0 0	10 0	0 0	1 0	2 0	0 0	0 0	3 0	13 0	0	
ILLGL DIST CONTRLLD	3 0	7 0	8 0	0 0	18 0	0 0	4 0	0 0	0 0	0 0	4 0	22 0	0	
VIOL MOTOR VEHICLE L	15 0	145 0	126 0	0 0	286 0	0 0	27 0	20 0	0 0	0 0	47 0	333 0	0	
ALTER CAR TITLE	0 0	1 0	5 0	0 0	6 0	0 0	0 0	0 0	0 0	0 0	0 0	6 0	0	
DRVNG HABTL VIOLATOR	3 0	1034 2	1337 5	0 0	2374 2	0 0	77 0	97 1	0 0	0 0	174 1	2548 2	0	
HABIT TRAF VOIL/IMPA	0 0	157 0	199 1	0 0	356 0	0 0	15 0	29 0	0 0	0 0	44 0	400 0	0	
HABIT TRAF VIOL/OTHE	1 0	200 0	210 1	0 0	411 0	0 0	15 0	15 0	0 0	0 0	30 0	441 0	0	
DSTL ALCOHOL BEVERAG	0 0	0 0	3 0	0 0	3 0	0 0	0 0	0 0	0 0	0 0	0 0	3 0	0	
POSS UNAUTHORIZED ST	0 0	0 0	0 0	0 0	0 0	0 0	1 0	0 0	0 0	0 0	1 0	1 0	0	
POSS CONTRABAND ARTI	2 0	4 0	3 0	0 0	9 0	0 0	0 0	1 0	0 0	0 0	1 0	10 0	0	
TRNSPRT CONTRABAND A	2 0	1 0	0 0	0 0	3 0	0 0	1 0	1 0	0 0	0 0	2 0	5 0	0	
CONCEAL CONTRABAND	0 0	1 0	0 0	0 0	1 0	0 0	1 0	0 0	0 0	0 0	1 0	2 0	0	
MISC MRALS/PBLIC H/S	2 0	5 0	6 0	0 0	13 0	0 0	0 0	1 0	0 0	0 0	1 0	14 0	0	
VIOL GAME AND FISH L	0 0	1 0	1 0	0 0	2 0	0 0	0 0	0 0	0 0	0 0	0 0	2 0	0	
MISC CORRECTIONL INS	3 0	8 0	4 0	0 0	15 0	0 0	5 0	0 0	0 0	0 0	5 0	20 0	0	
VIOLATN OTHR STATES	22 0	191 0	84 0	0 0	297 0	12 1	86 1	33 0	0 0	0 0	131 0	428 0	0	
CONSPIRACY	12 0	43 0	16 0	0 0	71 0	4 0	32 0	9 0	0 0	0 0	45 0	116 0	0	
CRMNL ATMPT	38 0	189 0	105 0	0 0	332 0	9 0	65 0	41 1	0 0	0 0	115 0	447 0	0	
AIRCRAFT HIJACKING	0 0	2 0	0 0	0 0	2 0	0 0	0 0	0 0	0 0	0 0	0 0	2 0	0	
UNAUTH DIST RECRD DE	2 0	3 0	4 0	0 0	9 0	0 0	0 0	0 0	0 0	0 0	0 0	9 0	0	
CRMNL SOLICITATION	1 0	15 0	11 0	0 0	27 0	1 0	6 0	2 0	0 0	0 0	9 0	36 0	0	
PARTY TO A CRIME	4 0	11 0	2 0	0 0	17 0	1 0	3 0	4 0	0 0	0 0	8 0	25 0	0	
CRMNL TRESPASSING	1 0	7 0	3 0	0 0	11 0	0 0	0 0	2 0	0 0	0 0	2 0	13 0	0	
GANG PARTICIPATION	3 0	0 0	0 0	0 0	3 0	0 0	0 0	0 0	0 0	0 0	0 0	3 0	0	

(continued)

Probationer Statistical Profile

Sample: Active & admin probationers, not in facilities
Act probationers 08/21/2002

Requestor: Nancy Phillips, Statistician

Most serious offense by current age & sex (continued)

Most serious offense	M e n					W o m e n					Grand Total %
	age 00-21 %	age 22-39 %	age 40-98 %	age UNKWN %	Men Total %	age 00-21 %	age 22-39 %	age 40-98 %	age UNKWN %	Women Total %	
Total reported	10100	57063	28469	0	95632	2107	16674	7830	0	26611	122243
Percent Reported	99.9	100.0	100.0		100.0	99.9	100.0	100.0		100.0	100.0
NOT REPORTED	6	24	7	0	37	2	3	3	0	8	45
Total	10106	57087	28476	0	95669	2109	16677	7833	0	26619	122288

Probationer Statistical Profile

Sample: Active & admin probationers, not in facilities
Act probationers 08/21/2002

Requestor: Nancy Phillips, Statistician

Most serious crime type by current age & sex

Crime type	Men					Women					Grand Total	%
	age 00-21	age 22-39	age 40-98	age UNKWN	Men Total	age 00-21	age 22-39	age 40-98	age UNKWN	Women Total		
VIOL/PERSN	1048	8780	4928	0	14756	227	1858	851	0	2936	17692	14
NVIOL/PERS	172	690	347	0	1209	21	80	44	0	145	1354	1
PROPERTY	4664	19028	7448	0	31140	1296	8951	3478	0	13725	44865	37
DRUG SALES	745	4647	1773	0	7165	75	733	461	0	1269	8434	7
DRUG POSSN	2401	15899	7601	0	25901	351	3989	2356	0	6696	32597	27
ALCOHOL	2	10	13	0	25	0	0	2	0	2	27	0
HABIT/DUI	29	1689	1984	0	3702	1	160	185	0	346	4048	3
SEX OFFEND	507	2370	2216	0	5093	16	107	54	0	177	5270	4
OTHER	538	3974	2166	0	6678	122	799	402	0	1323	8001	7
Total reported	10106	57087	28476	0	95669	2109	16677	7833	0	26619	122288	
Percent Reported	100.0	100.0	100.0		100.0	100.0	100.0	100.0		100.0	100.0	
NOT REPORTED	0	0	0	0	0	0	0	0	0	0	0	
Total	10106	57087	28476	0	95669	2109	16677	7833	0	26619	122288	