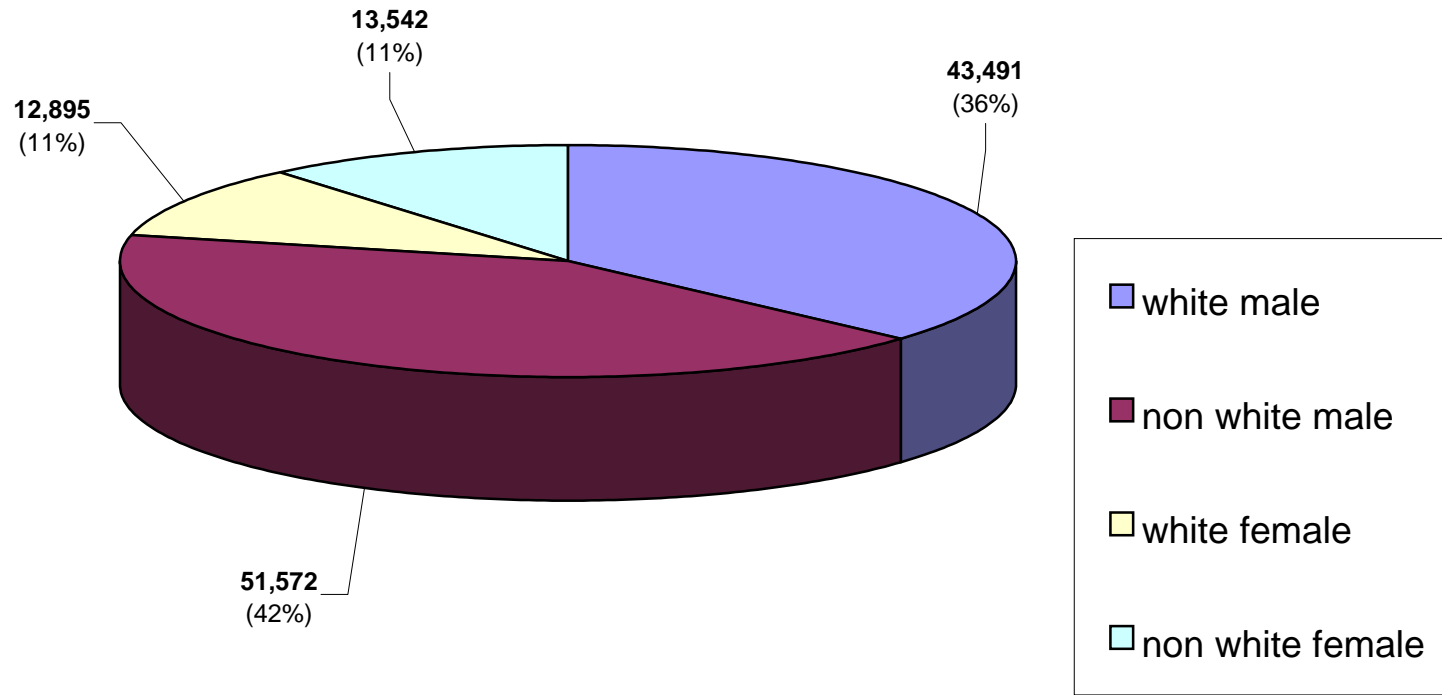
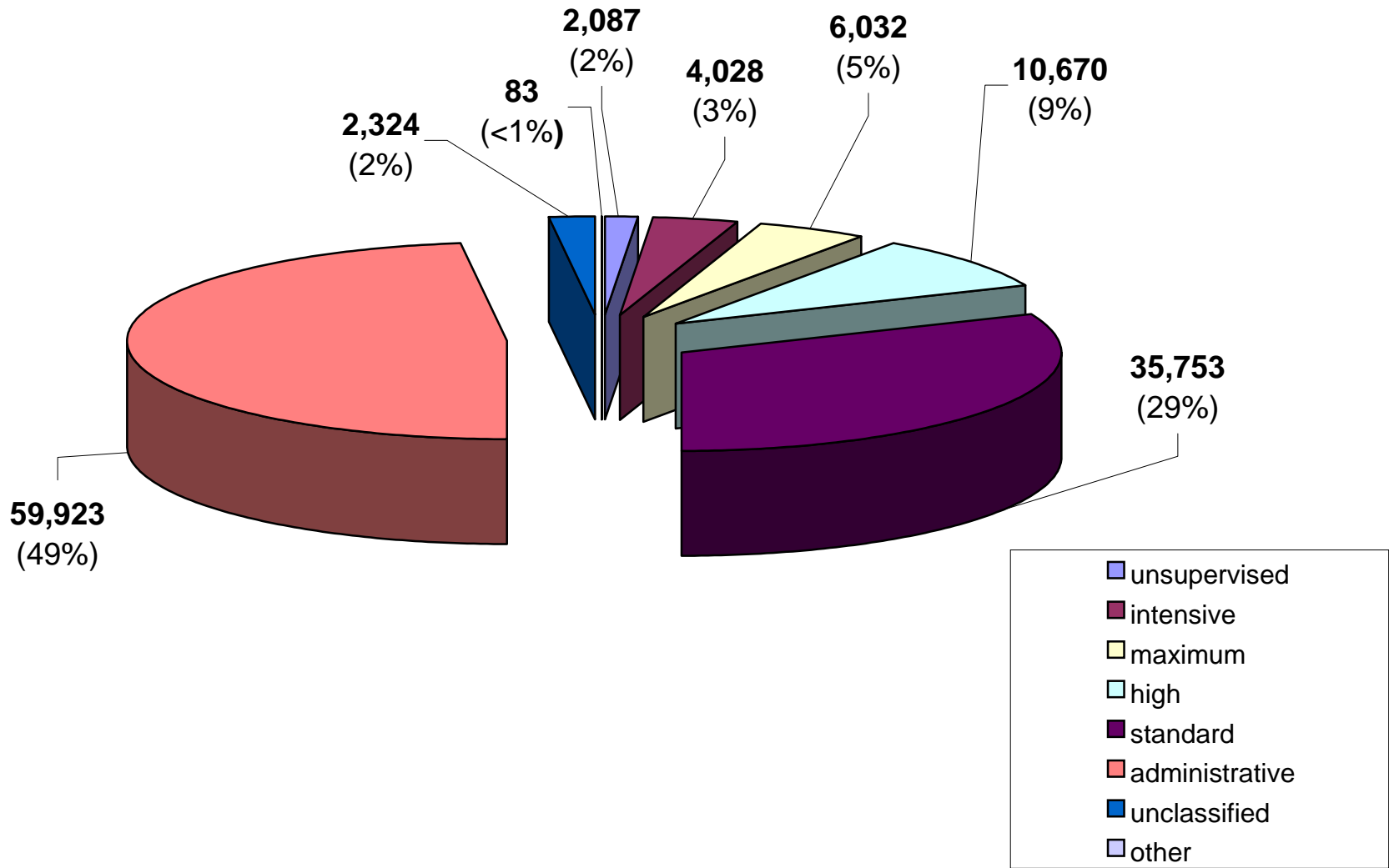


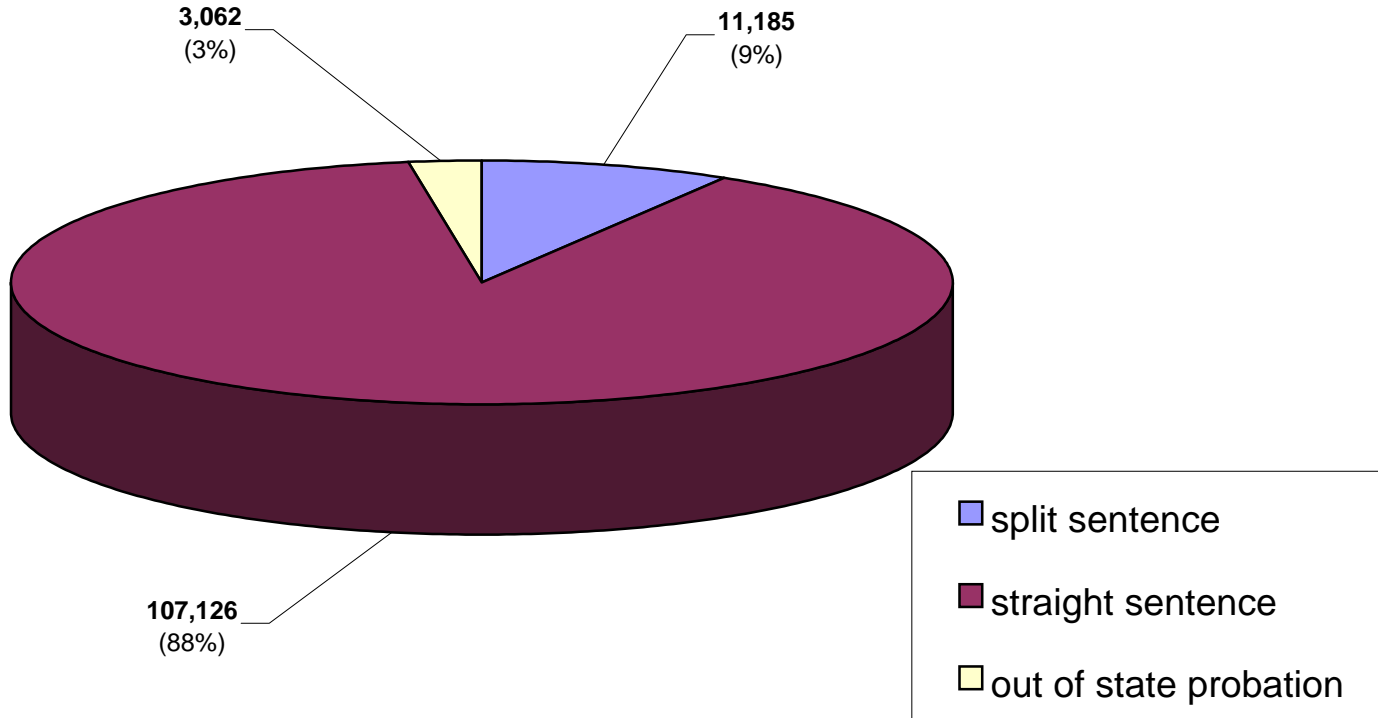
Active Probationers By Race & Gender



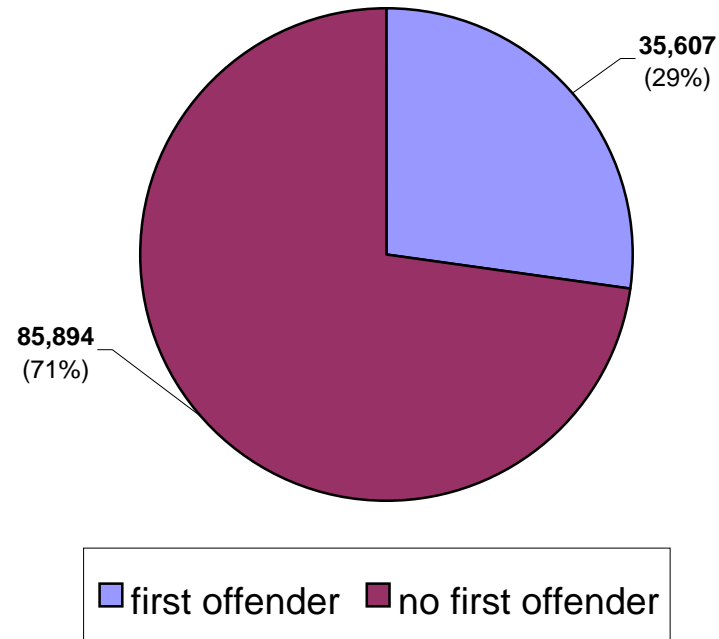
Active Probationers By Current Supervision Type



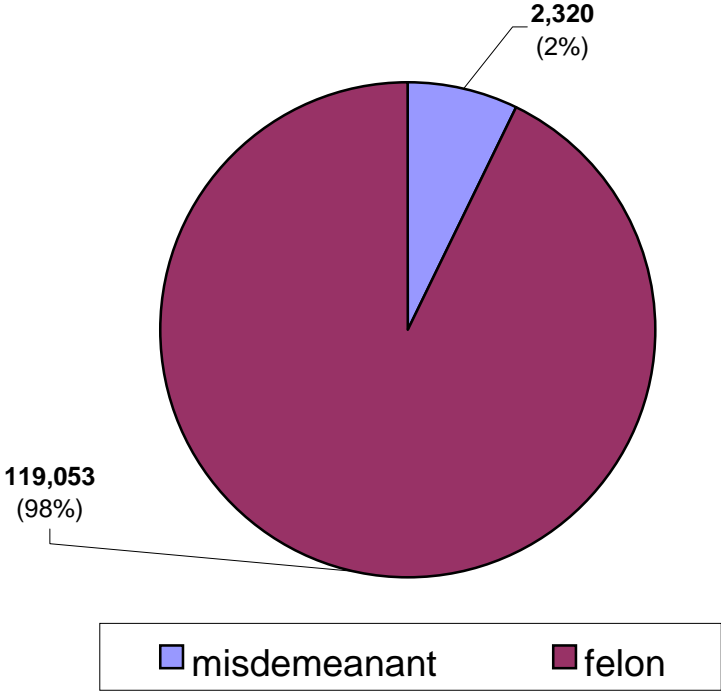
Active Probationers By Case Type



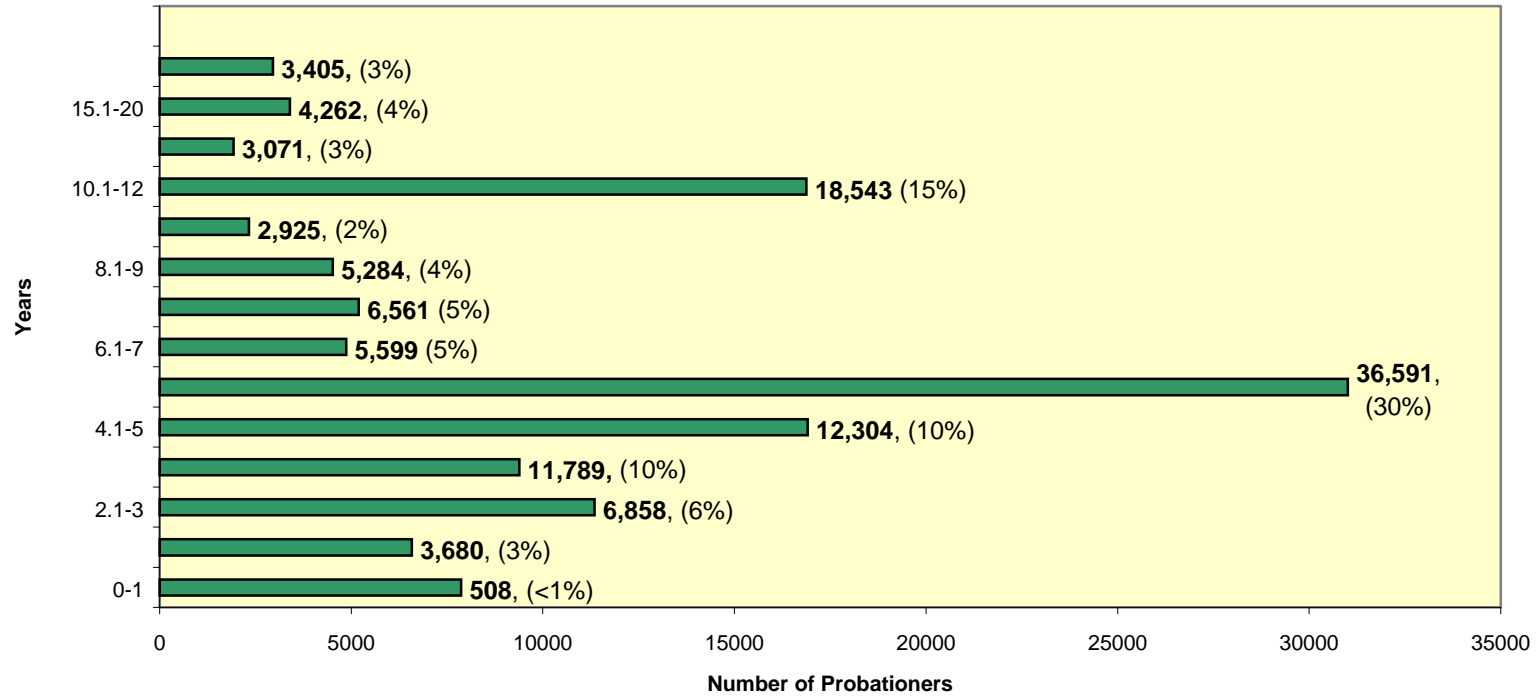
Active Probationers By First Offender Status



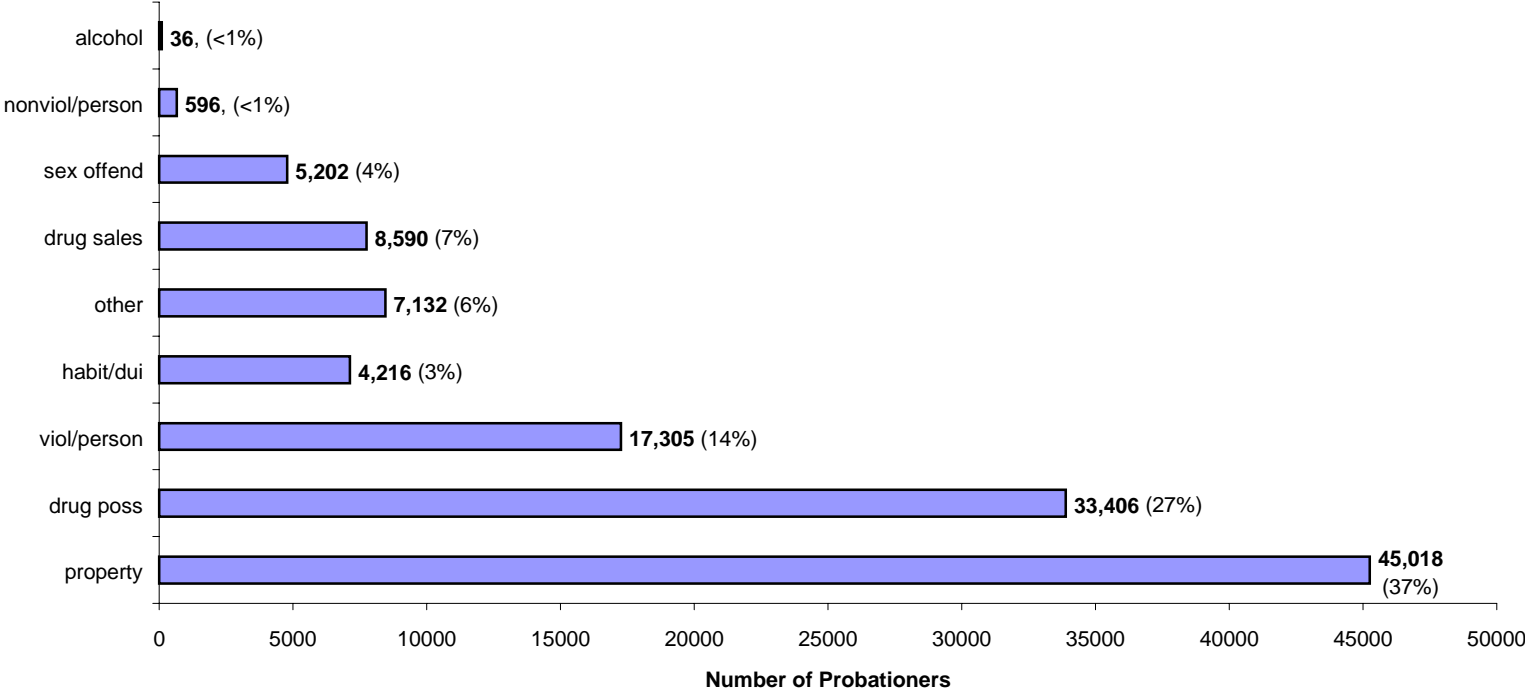
Active Probationer By Sentence Type



Active Probationers By Sentence Length



Active Probationers by Crime Type



Probationer Statistical Profile

Table of contents for Active & admin probationers, not in facilities

Title	Page
-----	-----
Race and sex	2
Current supervision type	3
County of conviction	4
Circuit of conviction	9
Circuit of supervision	11
Sentence length in years	13
Time served in years	14
Time left to serve	15
Case type	16
Release type	17
First offender status	18
Type probationer	19
Most serious crime by group	20
Most serious offense	21
Most serious crime type	32

Probationer Statistical Profile

Sample: Active & admin probationers, not in facilities
Act probationers 07/17/2002

Requestor: Nancy Phillips, Statistician

Race and sex by current age & sex

Race and sex	M e n					W o m e n					Grand Total %
	age 00-21 %	age 22-39 %	age 40-98 %	age UNKWN %	Men Total %	age 00-21 %	age 22-39 %	age 40-98 %	age UNKWN %	Women Total %	
WHITE MALE	4448 43	25085 44	13958 50	0 0	43491 46	0 0	0 0	0 0	0 0	0 0	43491 36
NON WHITE MALE	5805 57	31581 56	14186 50	0 0	51572 54	0 0	0 0	0 0	0 0	0 0	51572 42
WHITE FEMALE	0 0	0 0	0 0	0 0	0 0	953 44	7867 47	4075 53	0 0	12895 49	12895 11
NON WHITE FEMALE	0 0	0 0	0 0	0 0	0 0	1209 56	8760 53	3573 47	0 0	13542 51	13542 11
Total reported	10253	56666	28144	0	95063	2162	16627	7648	0	26437	121500
Percent Reported	100.0	100.0	100.0		100.0	100.0	100.0	100.0		100.0	100.0
NOT REPORTED	0	0	1	0	1	0	0	0	0	0	1
Total	10253	56666	28145	0	95064	2162	16627	7648	0	26437	121501
AVERAGE W-AGE	19.90	29.68	47.63	.00	33.94	19.97	30.40	46.29	.00	34.14	33.99

*** Average age excludes missing dates of birth

Probationer Statistical Profile

Sample: Active & admin probationers, not in facilities
Act probationers 07/17/2002

Requestor: Nancy Phillips, Statistician

Current supervision type by current age & sex

Curr supv type	M e n							W o m e n							Grand Total %
	age 00-21 %	age 22-39 %	age 40-98 %	age UNKWN %	Men Total %	age 00-21 %	age 22-39 %	age 40-98 %	age UNKWN %	Women Total %					
UNSUPERVISED	64 1	1086 2	544 2	0 0	1694 2	9 0	277 2	107 1	0 0	393 1	2087 2				
WARRANT	0 0	2 0	0 0	0 0	2 0	0 0	0 0	0 0	0 0	0 0	2 0				
BC AFTERCARE	0 0	0 0	0 0	0 0	0 0	0 0	0 0	0 0	0 0	0 0	0 0				
HOME CONFINEMENT	0 0	1 0	0 0	0 0	1 0	0 0	0 0	1 0	0 0	1 0	2 0				
INTENSIVE	726 7	1818 3	687 2	0 0	3231 3	100 5	532 3	165 2	0 0	797 3	4028 3				
MAXIMUM	686 7	3105 5	1576 6	0 0	5367 6	49 2	438 3	178 2	0 0	665 3	6032 5				
HIGH	1315 13	5205 9	2570 9	0 0	9090 10	166 8	1006 6	408 5	0 0	1580 6	10670 9				
MEDIUM	86 1	261 0	127 0	0 0	474 0	15 1	76 0	32 0	0 0	123 0	597 0				
STANDARD	4741 46	14431 25	6765 24	0 0	25937 27	1399 65	6053 36	2364 31	0 0	9816 37	35753 29				
ADMINISTRATIVE	2471 24	29503 52	15247 54	0 0	47221 50	404 19	8019 48	4279 56	0 0	12702 48	59923 49				
FINANCIAL	0 0	16 0	63 0	0 0	79 0	0 0	2 0	2 0	0 0	4 0	83 0				
OBSOLETE CODES	0 0	0 0	0 0	0 0	0 0	0 0	0 0	0 0	0 0	0 0	0 0				
UNCLASSIFIED	164 2	1238 2	566 2	0 0	1968 2	20 1	224 1	112 1	0 0	356 1	2324 2				
Total reported	10253	56666	28145	0	95064	2162	16627	7648	0	26437	121501				
Percent Reported	100.0	100.0	100.0		100.0	100.0	100.0	100.0		100.0	100.0				
NOT REPORTED	0	0	0	0	0	0	0	0	0	0	0				
Total	10253	56666	28145	0	95064	2162	16627	7648	0	26437	121501				

Probationer Statistical Profile

Sample: Active & admin probationers, not in facilities
Act probationers 07/17/2002

Requestor: Nancy Phillips, Statistician

County of conviction by current age & sex

County	Men						Women						Grand Total	%								
	age 00-21	%	age 22-39	%	age 40-98	% UNKWN	Men Total	age 00-21	%	age 22-39	%	age 40-98			% UNKWN	Women Total						
Appling	34	0	135	0	59	0	0	0	228	0	1	0	33	0	10	0	0	0	44	0	272	0
Atkinson	7	0	62	0	49	0	0	0	118	0	1	0	18	0	8	0	0	0	27	0	145	0
Bacon	15	0	60	0	31	0	0	0	106	0	1	0	10	0	4	0	0	0	15	0	121	0
Baker	2	0	38	0	18	0	0	0	58	0	0	0	4	0	1	0	0	0	5	0	63	0
Baldwin	127	1	577	1	235	1	0	0	939	1	19	1	135	1	78	1	0	0	232	1	1171	1
Banks	21	0	115	0	87	0	0	0	223	0	7	0	39	0	20	0	0	0	66	0	289	0
Barrow	47	0	289	1	200	1	0	0	536	1	14	1	104	1	52	1	0	0	170	1	706	1
Bartow	96	1	860	2	497	2	0	0	1453	2	23	1	297	2	114	1	0	0	434	2	1887	2
Ben Hill	20	0	162	0	87	0	0	0	269	0	9	0	48	0	20	0	0	0	77	0	346	0
Berrien	20	0	127	0	75	0	0	0	222	0	8	0	30	0	17	0	0	0	55	0	277	0
Bibb	260	3	1610	3	807	3	0	0	2677	3	54	2	505	3	234	3	0	0	793	3	3470	3
Bleckley	21	0	108	0	43	0	0	0	172	0	5	0	39	0	13	0	0	0	57	0	229	0
Brantley	9	0	55	0	39	0	0	0	103	0	0	0	15	0	5	0	0	0	20	0	123	0
Brooks	37	0	160	0	62	0	0	0	259	0	2	0	23	0	14	0	0	0	39	0	298	0
Bryan	16	0	66	0	36	0	0	0	118	0	3	0	14	0	11	0	0	0	28	0	146	0
Bulloch	127	1	498	1	154	1	0	0	779	1	14	1	141	1	42	1	0	0	197	1	976	1
Burke	26	0	118	0	55	0	0	0	199	0	2	0	25	0	13	0	0	0	40	0	239	0
Butts	21	0	167	0	79	0	0	0	267	0	5	0	44	0	26	0	0	0	75	0	342	0
Calhoun	10	0	73	0	37	0	0	0	120	0	2	0	22	0	8	0	0	0	32	0	152	0
Camden	44	0	209	0	81	0	0	0	334	0	3	0	47	0	28	0	0	0	78	0	412	0
Candler	12	0	65	0	39	0	0	0	116	0	4	0	34	0	9	0	0	0	47	0	163	0
Carroll	100	1	475	1	220	1	0	0	795	1	23	1	144	1	75	1	0	0	242	1	1037	1
Catoosa	49	0	316	1	126	0	0	0	491	1	16	1	105	1	55	1	0	0	176	1	667	1
Charlton	6	0	59	0	26	0	0	0	91	0	0	0	5	0	7	0	0	0	12	0	103	0
Chatham	392	4	1529	3	737	3	0	0	2658	3	92	4	598	4	295	4	0	0	985	4	3643	3
Chattahoochee	6	0	20	0	11	0	0	0	37	0	1	0	7	0	4	0	0	0	12	0	49	0
Chattooga	32	0	207	0	121	0	0	0	360	0	13	1	62	0	29	0	0	0	104	0	464	0
Cherokee	191	2	782	1	381	1	0	0	1354	1	41	2	224	1	117	2	0	0	382	1	1736	1
Clarke	119	1	559	1	238	1	0	0	916	1	23	1	168	1	50	1	0	0	241	1	1157	1
Clay	11	0	34	0	22	0	0	0	67	0	1	0	5	0	5	0	0	0	11	0	78	0
Clayton	283	3	827	1	374	1	0	0	1484	2	112	5	399	2	130	2	0	0	641	2	2125	2
Clinch	17	0	78	0	57	0	0	0	152	0	5	0	24	0	6	0	0	0	35	0	187	0
Cobb	725	7	4346	8	2131	8	0	0	7202	8	159	7	1294	8	628	8	0	0	2081	8	9283	8
Coffee	35	0	238	0	134	0	0	0	407	0	4	0	72	0	40	1	0	0	116	0	523	0

(continued)

Probationer Statistical Profile

Sample: Active & admin probationers, not in facilities
Act probationers 07/17/2002

Requestor: Nancy Phillips, Statistician

County of conviction by current age & sex (continued)

County	Men							Women							Grand Total	%						
	age	%	age	%	age	%	age	%	age	%	age	%	age	%			Women Total	%				
	00-21		22-39		40-98		UNKWN		Total		00-21		22-39		40-98		UNKWN		Total			
Colquit	104	1	433	1	217	1	0	0	754	1	12	1	88	1	44	1	0	0	144	1	898	1
Columbia	84	1	321	1	123	0	0	0	528	1	14	1	78	0	51	1	0	0	143	1	671	1
Cook	26	0	234	0	109	0	0	0	369	0	2	0	60	0	21	0	0	0	83	0	452	0
Coweta	96	1	412	1	215	1	0	0	723	1	24	1	157	1	59	1	0	0	240	1	963	1
Crawford	9	0	55	0	25	0	0	0	89	0	2	0	7	0	4	0	0	0	13	0	102	0
Crisp	70	1	256	0	130	0	0	0	456	0	14	1	83	0	29	0	0	0	126	0	582	0
Dade	35	0	140	0	72	0	0	0	247	0	3	0	55	0	14	0	0	0	72	0	319	0
Dawson	11	0	102	0	73	0	0	0	186	0	5	0	41	0	18	0	0	0	64	0	250	0
Decatur	37	0	340	1	179	1	0	0	556	1	12	1	90	1	38	0	0	0	140	1	696	1
DeKalb	603	6	2632	5	1256	4	0	0	4491	5	154	7	802	5	314	4	0	0	1270	5	5761	5
Dodge	23	0	141	0	74	0	0	0	238	0	12	1	53	0	23	0	0	0	88	0	326	0
Dooly	23	0	106	0	53	0	0	0	182	0	1	0	27	0	14	0	0	0	42	0	224	0
Dougherty	325	3	1983	3	996	4	0	0	3304	3	54	2	614	4	265	3	0	0	933	4	4237	3
Douglas	192	2	1368	2	803	3	0	0	2363	2	57	3	467	3	240	3	0	0	764	3	3127	3
Early	34	0	118	0	68	0	0	0	220	0	2	0	41	0	24	0	0	0	67	0	287	0
Echols	3	0	19	0	12	0	0	0	34	0	1	0	2	0	2	0	0	0	5	0	39	0
Effingham	49	0	174	0	101	0	0	0	324	0	10	0	53	0	31	0	0	0	94	0	418	0
Elbert	25	0	216	0	139	0	0	0	380	0	2	0	55	0	37	0	0	0	94	0	474	0
Emanuel	33	0	121	0	57	0	0	0	211	0	5	0	37	0	17	0	0	0	59	0	270	0
Evans	15	0	37	0	18	0	0	0	70	0	3	0	13	0	4	0	0	0	20	0	90	0
Fannin	22	0	160	0	120	0	0	0	302	0	3	0	69	0	19	0	0	0	91	0	393	0
Fayette	90	1	392	1	150	1	0	0	632	1	21	1	158	1	68	1	0	0	247	1	879	1
Floyd	104	1	867	2	489	2	0	0	1460	2	33	2	306	2	154	2	0	0	493	2	1953	2
Forsyth	57	1	350	1	196	1	0	0	603	1	8	0	124	1	56	1	0	0	188	1	791	1
Franklin	23	0	195	0	107	0	0	0	325	0	4	0	43	0	23	0	0	0	70	0	395	0
Fulton	655	6	4432	8	2106	7	0	0	7193	8	81	4	832	5	471	6	0	0	1384	5	8577	7
Gilmer	32	0	235	0	127	0	0	0	394	0	10	0	72	0	43	1	0	0	125	0	519	0
Glascok	2	0	7	0	3	0	0	0	12	0	0	0	0	0	0	0	0	0	0	0	12	0
Glynn	123	1	608	1	279	1	0	0	1010	1	21	1	168	1	73	1	0	0	262	1	1272	1
Gordon	57	1	495	1	283	1	0	0	835	1	14	1	187	1	86	1	0	0	287	1	1122	1
Grady	30	0	204	0	110	0	0	0	344	0	2	0	51	0	23	0	0	0	76	0	420	0
Greene	44	0	191	0	87	0	0	0	322	0	4	0	45	0	19	0	0	0	68	0	390	0
Gwinnett	491	5	2782	5	1159	4	0	0	4432	5	104	5	787	5	340	4	0	0	1231	5	5663	5
Habersham	33	0	122	0	79	0	0	0	234	0	11	1	34	0	20	0	0	0	65	0	299	0
Hall	117	1	648	1	389	1	0	0	1154	1	33	2	253	2	108	1	0	0	394	1	1548	1

(continued)

Probationer Statistical Profile

Sample: Active & admin probationers, not in facilities
Act probationers 07/17/2002

Requestor: Nancy Phillips, Statistician

County of conviction by current age & sex (continued)

County	Men					Women					Grand Total	%										
	age 00-21	age %	age 22-39	age %	age 40-98	age %	age UNKWN	age %	age 00-21	age %			age 22-39	age %	age 40-98	age %	age UNKWN	age %				
Hancock	14	0	68	0	33	0	0	0	115	0	1	0	7	0	4	0	0	0	12	0	127	0
Haralson	27	0	167	0	140	0	0	0	334	0	2	0	43	0	25	0	0	0	70	0	404	0
Harris	28	0	112	0	60	0	0	0	200	0	5	0	17	0	12	0	0	0	34	0	234	0
Hart	15	0	140	0	68	0	0	0	223	0	2	0	26	0	21	0	0	0	49	0	272	0
Heard	6	0	44	0	36	0	0	0	86	0	1	0	10	0	5	0	0	0	16	0	102	0
Henry	150	1	717	1	288	1	0	0	1155	1	42	2	197	1	89	1	0	0	328	1	1483	1
Houston	140	1	676	1	324	1	0	0	1140	1	36	2	242	1	90	1	0	0	368	1	1508	1
Irwin	15	0	75	0	52	0	0	0	142	0	1	0	12	0	7	0	0	0	20	0	162	0
Jackson	49	0	259	0	155	1	0	0	463	0	6	0	96	1	35	0	0	0	137	1	600	0
Jasper	18	0	60	0	35	0	0	0	113	0	0	0	11	0	5	0	0	0	16	0	129	0
Jeff Davis	11	0	111	0	55	0	0	0	177	0	0	0	22	0	11	0	0	0	33	0	210	0
Jefferson	33	0	141	0	69	0	0	0	243	0	1	0	22	0	6	0	0	0	29	0	272	0
Jenkins	13	0	92	0	32	0	0	0	137	0	4	0	19	0	6	0	0	0	29	0	166	0
Johnson	13	0	104	0	29	0	0	0	146	0	2	0	17	0	8	0	0	0	27	0	173	0
Jones	25	0	207	0	98	0	0	0	330	0	4	0	30	0	22	0	0	0	56	0	386	0
Lamar	18	0	178	0	60	0	0	0	256	0	7	0	36	0	10	0	0	0	53	0	309	0
Lanier	15	0	102	0	53	0	0	0	170	0	3	0	19	0	11	0	0	0	33	0	203	0
Laurens	76	1	381	1	199	1	0	0	656	1	4	0	78	0	32	0	0	0	114	0	770	1
Lee	41	0	212	0	110	0	0	0	363	0	5	0	32	0	16	0	0	0	53	0	416	0
Liberty	46	0	157	0	58	0	0	0	261	0	5	0	51	0	19	0	0	0	75	0	336	0
Lincoln	11	0	53	0	27	0	0	0	91	0	0	0	8	0	8	0	0	0	16	0	107	0
Long	14	0	35	0	25	0	0	0	74	0	2	0	8	0	6	0	0	0	16	0	90	0
Lowndes	229	2	1039	2	414	1	0	0	1682	2	53	2	297	2	114	1	0	0	464	2	2146	2
Lumpkin	12	0	148	0	90	0	0	0	250	0	3	0	50	0	24	0	0	0	77	0	327	0
Macon	15	0	146	0	124	0	0	0	285	0	3	0	25	0	14	0	0	0	42	0	327	0
Madison	35	0	147	0	98	0	0	0	280	0	2	0	38	0	21	0	0	0	61	0	341	0
Marion	10	0	53	0	21	0	0	0	84	0	2	0	9	0	4	0	0	0	15	0	99	0
McDuffie	18	0	175	0	71	0	0	0	264	0	3	0	38	0	18	0	0	0	59	0	323	0
McIntosh	6	0	50	0	40	0	0	0	96	0	8	0	21	0	13	0	0	0	42	0	138	0
Meriwether	36	0	145	0	86	0	0	0	267	0	4	0	32	0	23	0	0	0	59	0	326	0
Miller	14	0	68	0	25	0	0	0	107	0	3	0	15	0	6	0	0	0	24	0	131	0
Mitchell	34	0	340	1	142	1	0	0	516	1	8	0	62	0	32	0	0	0	102	0	618	1
Monroe	12	0	207	0	86	0	0	0	305	0	4	0	58	0	17	0	0	0	79	0	384	0
Montgomery	14	0	59	0	22	0	0	0	95	0	1	0	12	0	7	0	0	0	20	0	115	0
Morgan	12	0	135	0	65	0	0	0	212	0	1	0	17	0	14	0	0	0	32	0	244	0

(continued)

Probationer Statistical Profile

Sample: Active & admin probationers, not in facilities
Act probationers 07/17/2002

Requestor: Nancy Phillips, Statistician

County of conviction by current age & sex (continued)

County	Men							Women							Grand Total	%						
	age 00-21	%	age 22-39	%	age 40-98	%	UNKWN	Men Total	%	age 00-21	%	age 22-39	%	age 40-98			%	UNKWN	Women Total	%		
Murray	27	0	137	0	63	0	0	0	227	0	3	0	43	0	20	0	0	0	66	0	293	0
Muscogee	283	3	1324	2	707	3	0	0	2314	2	77	4	524	3	254	3	0	0	855	3	3169	3
Newton	64	1	781	1	449	2	0	0	1294	1	17	1	209	1	106	1	0	0	332	1	1626	1
Oconee	5	0	61	0	32	0	0	0	98	0	3	0	17	0	8	0	0	0	28	0	126	0
Oglethorpe	16	0	89	0	41	0	0	0	146	0	2	0	9	0	11	0	0	0	22	0	168	0
Paulding	52	1	299	1	168	1	0	0	519	1	5	0	55	0	39	1	0	0	99	0	618	1
Peach	25	0	159	0	65	0	0	0	249	0	0	0	33	0	15	0	0	0	48	0	297	0
Pickens	28	0	147	0	98	0	0	0	273	0	4	0	62	0	23	0	0	0	89	0	362	0
Pierce	15	0	55	0	28	0	0	0	98	0	1	0	22	0	6	0	0	0	29	0	127	0
Pike	6	0	49	0	20	0	0	0	75	0	0	0	7	0	5	0	0	0	12	0	87	0
Polk	33	0	339	1	209	1	0	0	581	1	5	0	67	0	45	1	0	0	117	0	698	1
Pulaski	22	0	70	0	38	0	0	0	130	0	3	0	22	0	9	0	0	0	34	0	164	0
Putnam	33	0	237	0	115	0	0	0	385	0	10	0	33	0	25	0	0	0	68	0	453	0
Quitman	1	0	16	0	11	0	0	0	28	0	2	0	3	0	6	0	0	0	11	0	39	0
Rabun	22	0	68	0	49	0	0	0	139	0	3	0	16	0	18	0	0	0	37	0	176	0
Randolph	12	0	83	0	34	0	0	0	129	0	2	0	23	0	13	0	0	0	38	0	167	0
Richmond	290	3	1320	2	633	2	0	0	2243	2	90	4	504	3	229	3	0	0	823	3	3066	3
Rockdale	73	1	328	1	148	1	0	0	549	1	26	1	116	1	52	1	0	0	194	1	743	1
Schley	6	0	55	0	31	0	0	0	92	0	1	0	13	0	5	0	0	0	19	0	111	0
Screven	25	0	138	0	76	0	0	0	239	0	5	0	34	0	28	0	0	0	67	0	306	0
Seminole	21	0	109	0	47	0	0	0	177	0	3	0	27	0	10	0	0	0	40	0	217	0
Spalding	76	1	469	1	218	1	0	0	763	1	15	1	156	1	72	1	0	0	243	1	1006	1
Stephens	30	0	142	0	79	0	0	0	251	0	7	0	51	0	24	0	0	0	82	0	333	0
Stewart	6	0	72	0	46	0	0	0	124	0	1	0	13	0	10	0	0	0	24	0	148	0
Sumter	79	1	558	1	356	1	0	0	993	1	11	1	167	1	88	1	0	0	266	1	1259	1
Talbot	8	0	43	0	20	0	0	0	71	0	0	0	4	0	6	0	0	0	10	0	81	0
Taliaferro	2	0	8	0	5	0	0	0	15	0	1	0	1	0	0	0	0	0	2	0	17	0
Tattnall	17	0	71	0	52	0	0	0	140	0	3	0	10	0	9	0	0	0	22	0	162	0
Taylor	10	0	73	0	38	0	0	0	121	0	4	0	8	0	2	0	0	0	14	0	135	0
Telfair	17	0	131	0	53	0	0	0	201	0	4	0	43	0	19	0	0	0	66	0	267	0
Terrell	18	0	137	0	43	0	0	0	198	0	6	0	37	0	15	0	0	0	58	0	256	0
Thomas	114	1	670	1	287	1	0	0	1071	1	19	1	153	1	61	1	0	0	233	1	1304	1
Tift	31	0	334	1	169	1	0	0	534	1	2	0	91	1	36	0	0	0	129	0	663	1
Toombs	42	0	162	0	98	0	0	0	302	0	13	1	68	0	21	0	0	0	102	0	404	0
Towns	9	0	47	0	24	0	0	0	80	0	1	0	20	0	5	0	0	0	26	0	106	0

(continued)

Probationer Statistical Profile

Sample: Active & admin probationers, not in facilities
Act probationers 07/17/2002

Requestor: Nancy Phillips, Statistician

County of conviction by current age & sex (continued)

County	Men					Women					Grand Total %
	age 00-21 %	age 22-39 %	age 40-98 %	age UNKWN %	Men Total %	age 00-21 %	age 22-39 %	age 40-98 %	age UNKWN %	Women Total %	
Treutlen	11 0	73 0	49 0	0 0	133 0	2 0	19 0	12 0	0 0	33 0	166 0
Troup	129 1	423 1	220 1	0 0	772 1	24 1	183 1	77 1	0 0	284 1	1056 1
Turner	17 0	93 0	35 0	0 0	145 0	3 0	14 0	9 0	0 0	26 0	171 0
Twiggs	4 0	72 0	33 0	0 0	109 0	2 0	16 0	8 0	0 0	26 0	135 0
Union	16 0	77 0	52 0	0 0	145 0	6 0	24 0	19 0	0 0	49 0	194 0
Upson	49 0	133 0	62 0	0 0	244 0	9 0	44 0	15 0	0 0	68 0	312 0
Walker	68 1	369 1	203 1	0 0	640 1	17 1	112 1	46 1	0 0	175 1	815 1
Walton	87 1	652 1	364 1	0 0	1103 1	9 0	150 1	67 1	0 0	226 1	1329 1
Ware	27 0	230 0	126 0	0 0	383 0	6 0	85 1	30 0	0 0	121 0	504 0
Warren	9 0	40 0	24 0	0 0	73 0	0 0	3 0	1 0	0 0	4 0	77 0
Washington	31 0	120 0	55 0	0 0	206 0	1 0	37 0	25 0	0 0	63 0	269 0
Wayne	35 0	242 0	114 0	0 0	391 0	10 0	57 0	28 0	0 0	95 0	486 0
Webster	8 0	30 0	30 0	0 0	68 0	0 0	7 0	1 0	0 0	8 0	76 0
Wheeler	5 0	26 0	24 0	0 0	55 0	1 0	7 0	6 0	0 0	14 0	69 0
White	22 0	109 0	83 0	0 0	214 0	3 0	34 0	14 0	0 0	51 0	265 0
Whitfield	109 1	635 1	276 1	0 0	1020 1	27 1	228 1	92 1	0 0	347 1	1367 1
Wilcox	13 0	58 0	27 0	0 0	98 0	0 0	5 0	3 0	0 0	8 0	106 0
Wilkes	16 0	61 0	43 0	0 0	120 0	2 0	11 0	11 0	0 0	24 0	144 0
Wilkinson	14 0	83 0	40 0	0 0	137 0	1 0	23 0	9 0	0 0	33 0	170 0
Worth	25 0	153 0	89 0	0 0	267 0	4 0	24 0	18 0	0 0	46 0	313 0
Out of state	200 2	1479 3	599 2	0 0	2278 2	53 2	520 3	184 2	0 0	757 3	3035 2
Total reported	10253	56662	28140	0	95055	2162	16627	7645	0	26434	121489
Percent Reported	100.0	100.0	100.0		100.0	100.0	100.0	100.0		100.0	100.0
Not reported	0	4	5	0	9	0	0	3	0	3	12
Total	10253	56666	28145	0	95064	2162	16627	7648	0	26437	121501

Probationer Statistical Profile

Sample: Active & admin probationers, not in facilities
Act probationers 07/17/2002

Requestor: Nancy Phillips, Statistician

Circuit of conviction by current age & sex

Circuit of conv	Men							Women							Grand Total %							
	age 00-21 %	age 22-39 %	age 40-98 %	age UNKWN %	Men Total %	age 00-21 %	age 22-39 %	age 40-98 %	age UNKWN %	Women Total %												
Alapaha	85	1	603	1	343	1	0	0	1031	1	19	1	151	1	63	1	0	0	233	1	1264	1
Alcovy	151	2	1433	3	813	3	0	0	2397	3	26	1	359	2	173	2	0	0	558	2	2955	2
Atlanta	655	7	4432	8	2106	8	0	0	7193	8	81	4	832	5	471	6	0	0	1384	5	8577	7
Atlantic	114	1	416	1	229	1	0	0	759	1	24	1	117	1	62	1	0	0	203	1	962	1
Augusta	400	4	1759	3	811	3	0	0	2970	3	106	5	607	4	293	4	0	0	1006	4	3976	3
Blue Ridge	191	2	782	1	381	1	0	0	1354	1	41	2	224	1	117	2	0	0	382	1	1736	1
Brunswick	247	2	1305	2	588	2	0	0	2140	2	35	2	327	2	150	2	0	0	512	2	2652	2
Chattahoochee	345	3	1624	3	857	3	0	0	2826	3	89	4	569	4	282	4	0	0	940	4	3766	3
Cherokee	153	2	1355	2	780	3	0	0	2288	2	37	2	484	3	200	3	0	0	721	3	3009	3
Clayton	282	3	825	1	373	1	0	0	1480	2	111	5	399	2	130	2	0	0	640	2	2120	2
Cobb	725	7	4342	8	2126	8	0	0	7193	8	159	8	1292	8	627	8	0	0	2078	8	9271	8
Conasauga	136	1	772	1	339	1	0	0	1247	1	30	1	271	2	112	2	0	0	413	2	1660	1
Cordele	126	1	582	1	297	1	0	0	1005	1	24	1	163	1	66	1	0	0	253	1	1258	1
Coweta	367	4	1499	3	777	3	0	0	2643	3	76	4	526	3	239	3	0	0	841	3	3484	3
Dougherty	325	3	1983	4	996	4	0	0	3304	4	54	3	614	4	265	4	0	0	933	4	4237	4
Dublin	104	1	630	1	310	1	0	0	1044	1	10	0	130	1	60	1	0	0	200	1	1244	1
Eastern	392	4	1529	3	737	3	0	0	2658	3	92	4	598	4	295	4	0	0	985	4	3643	3
Flint	150	1	717	1	288	1	0	0	1155	1	42	2	197	1	89	1	0	0	328	1	1483	1
Griffin	221	2	1043	2	450	2	0	0	1714	2	45	2	365	2	160	2	0	0	570	2	2284	2
Gwinnett	491	5	2782	5	1159	4	0	0	4432	5	104	5	787	5	339	5	0	0	1230	5	5662	5
Houston	140	1	676	1	324	1	0	0	1140	1	36	2	242	2	90	1	0	0	368	1	1508	1
Lookout Mountain	184	2	1032	2	522	2	0	0	1738	2	49	2	334	2	144	2	0	0	527	2	2265	2
Macon	294	3	1824	3	897	3	0	0	3015	3	56	3	545	3	253	3	0	0	854	3	3869	3
Middle	151	2	609	1	318	1	0	0	1078	1	24	1	198	1	78	1	0	0	300	1	1378	1
Mountain	85	1	332	1	207	1	0	0	624	1	21	1	101	1	62	1	0	0	184	1	808	1
Northeastern	128	1	750	1	462	2	0	0	1340	1	38	2	294	2	126	2	0	0	458	2	1798	2
Northern	114	1	787	1	453	2	0	0	1354	1	12	1	171	1	113	2	0	0	296	1	1650	1
Ocmulgee	287	3	1558	3	708	3	0	0	2553	3	40	2	301	2	176	2	0	0	517	2	3070	3
Oconee	102	1	535	1	254	1	0	0	891	1	26	1	176	1	77	1	0	0	279	1	1170	1
Ogeechee	214	2	902	2	363	1	0	0	1479	2	33	2	247	2	107	1	0	0	387	2	1866	2
Pataula	111	1	565	1	250	1	0	0	926	1	19	1	151	1	79	1	0	0	249	1	1175	1
Piedmont	117	1	663	1	442	2	0	0	1222	1	27	1	239	1	107	1	0	0	373	1	1595	1
Rome	104	1	867	2	489	2	0	0	1460	2	33	2	306	2	154	2	0	0	493	2	1953	2
South Georgia	113	1	995	2	486	2	0	0	1594	2	24	1	229	1	102	1	0	0	355	1	1949	2

(continued)

Probationer Statistical Profile

Sample: Active & admin probationers, not in facilities
Act probationers 07/17/2002

Requestor: Nancy Phillips, Statistician

Circuit of conviction by current age & sex (continued)

Circuit of conv	Men								Women								Grand Total	%				
	age	age	age	age	Men	age	age	age	age	Women	age	age	age	Women								
	00-21	%	22-39	%	40-98	%	UNKWN	%	Total	%	00-21	%	22-39	%	40-98	%	UNKWN	%	Total	%		
Southern	487	5	2321	4	992	4	0	0	3800	4	87	4	563	3	235	3	0	0	885	3	4685	4
Southwestern	155	2	1073	2	697	3	0	0	1925	2	21	1	257	2	134	2	0	0	412	2	2337	2
Stone Mountain	603	6	2632	5	1256	5	0	0	4491	5	154	7	802	5	314	4	0	0	1270	5	5761	5
Tallapoosa	112	1	805	1	517	2	0	0	1434	2	12	1	165	1	109	1	0	0	286	1	1720	1
Tifton	88	1	655	1	345	1	0	0	1088	1	10	0	141	1	70	1	0	0	221	1	1309	1
Toombs	58	1	344	1	173	1	0	0	575	1	6	0	61	0	38	1	0	0	105	0	680	1
Waycross	107	1	697	1	384	1	0	0	1188	1	12	1	209	1	92	1	0	0	313	1	1501	1
Western	124	1	620	1	270	1	0	0	1014	1	26	1	185	1	58	1	0	0	269	1	1283	1
Rockdale	73	1	328	1	148	1	0	0	549	1	26	1	116	1	52	1	0	0	194	1	743	1
Douglas	192	2	1368	2	803	3	0	0	2363	3	57	3	467	3	240	3	0	0	764	3	3127	3
Appalachian	82	1	542	1	345	1	0	0	969	1	17	1	203	1	85	1	0	0	305	1	1274	1
Enotah	59	1	381	1	249	1	0	0	689	1	13	1	128	1	62	1	0	0	203	1	892	1
Forsyth-Bell	57	1	350	1	196	1	0	0	603	1	8	0	124	1	56	1	0	0	188	1	791	1
Towaliga	51	1	552	1	225	1	0	0	828	1	16	1	138	1	53	1	0	0	207	1	1035	1
OUT OF STATE	200	2	1479	3	599	2	0	0	2278	2	53	3	520	3	184	2	0	0	757	3	3035	3
Total reported	10252		56655		28134		0		95041		2161		16625		7643		0		26429		121470	
Percent Reported	100.0		100.0		100.0				100.0		100.0		100.0		99.9				100.0		100.0	
NOT REPORTED	1		11		11		0		23		1		2		5		0		8		31	
Total	10253		56666		28145		0		95064		2162		16627		7648		0		26437		121501	

Probationer Statistical Profile

Sample: Active & admin probationers, not in facilities
Act probationers 07/17/2002

Requestor: Nancy Phillips, Statistician

Circuit of supervision by current age & sex

Circuit of supv	Men								Women								Grand Total	%				
	age	%	age	%	age	%	age	%	Men	%	age	%	age	%	Women	%						
	00-21		22-39		40-98		UNKWN		Total		00-21		22-39		40-98		UNKWN					
Alapaha	81	1	595	1	323	1	0	0	999	1	13	1	136	1	62	1	0	0	211	1	1210	1
Alcovy	134	1	1289	2	748	3	0	0	2171	2	29	1	342	2	169	2	0	0	540	2	2711	2
Atlanta	795	8	5458	10	2554	9	0	0	8807	9	136	6	1208	7	589	8	0	0	1933	7	10740	9
Atlantic	124	1	467	1	236	1	0	0	827	1	27	1	134	1	63	1	0	0	224	1	1051	1
Augusta	404	4	1871	3	851	3	0	0	3126	3	108	5	621	4	292	4	0	0	1021	4	4147	3
Blue Ridge	163	2	701	1	363	1	0	0	1227	1	35	2	215	1	119	2	0	0	369	1	1596	1
Brunswick	249	2	1335	2	614	2	0	0	2198	2	41	2	358	2	166	2	0	0	565	2	2763	2
Chattahoochee	347	3	1668	3	875	3	0	0	2890	3	94	4	579	3	283	4	0	0	956	4	3846	3
Cherokee	176	2	1387	2	774	3	0	0	2337	2	36	2	455	3	187	2	0	0	678	3	3015	2
Clayton	271	3	976	2	412	1	0	0	1659	2	96	4	399	2	133	2	0	0	628	2	2287	2
Cobb	689	7	4078	7	1950	7	0	0	6717	7	138	6	1163	7	570	7	0	0	1871	7	8588	7
Conasauga	151	1	870	2	380	1	0	0	1401	1	33	2	298	2	122	2	0	0	453	2	1854	2
Cordele	120	1	533	1	291	1	0	0	944	1	22	1	149	1	62	1	0	0	233	1	1177	1
Coweta	371	4	1567	3	814	3	0	0	2752	3	87	4	573	3	251	3	0	0	911	3	3663	3
Dougherty	315	3	1883	3	972	3	0	0	3170	3	57	3	592	4	246	3	0	0	895	3	4065	3
Dublin	97	1	611	1	333	1	0	0	1041	1	10	0	136	1	64	1	0	0	210	1	1251	1
Eastern	406	4	1594	3	749	3	0	0	2749	3	89	4	601	4	292	4	0	0	982	4	3731	3
Flint	146	1	692	1	293	1	0	0	1131	1	29	1	214	1	77	1	0	0	320	1	1451	1
Griffin	207	2	971	2	460	2	0	0	1638	2	49	2	333	2	144	2	0	0	526	2	2164	2
Gwinnett	507	5	2844	5	1181	4	0	0	4532	5	118	5	838	5	352	5	0	0	1308	5	5840	5
Houston	131	1	606	1	298	1	0	0	1035	1	30	1	224	1	79	1	0	0	333	1	1368	1
Lookout Mountain	181	2	1041	2	560	2	0	0	1782	2	43	2	344	2	144	2	0	0	531	2	2313	2
Macon	317	3	1929	3	933	3	0	0	3179	3	68	3	572	3	273	4	0	0	913	3	4092	3
Middle	160	2	631	1	345	1	0	0	1136	1	21	1	217	1	78	1	0	0	316	1	1452	1
Mountain	81	1	370	1	224	1	0	0	675	1	18	1	118	1	66	1	0	0	202	1	877	1
Northeastern	149	1	864	2	485	2	0	0	1498	2	44	2	338	2	148	2	0	0	530	2	2028	2
Northern	120	1	741	1	470	2	0	0	1331	1	14	1	196	1	113	1	0	0	323	1	1654	1
Ocmulgee	260	3	1450	3	673	2	0	0	2383	3	37	2	302	2	171	2	0	0	510	2	2893	2
Oconee	96	1	523	1	248	1	0	0	867	1	25	1	159	1	88	1	0	0	272	1	1139	1
Ogeechee	181	2	843	1	359	1	0	0	1383	1	35	2	240	1	115	2	0	0	390	1	1773	1
Pataula	109	1	591	1	263	1	0	0	963	1	23	1	162	1	78	1	0	0	263	1	1226	1
Piedmont	114	1	679	1	436	2	0	0	1229	1	21	1	218	1	98	1	0	0	337	1	1566	1
Rome	105	1	869	2	497	2	0	0	1471	2	33	2	307	2	153	2	0	0	493	2	1964	2
South Georgia	123	1	1025	2	469	2	0	0	1617	2	26	1	234	1	109	1	0	0	369	1	1986	2

(continued)

Probationer Statistical Profile

Sample: Active & admin probationers, not in facilities
Act probationers 07/17/2002

Requestor: Nancy Phillips, Statistician

Circuit of supervision by current age & sex (continued)

Circuit of supv	M e n								W o m e n								Grand Total %					
	age 00-21	%	age 22-39	%	age 40-98	%	age UNKWN	%	Men Total	%	age 00-21	%	age 22-39	%	age 40-98	%		age UNKWN	%	Women Total	%	
Southern	484	5	2310	4	1038	4	0	0	3832	4	89	4	581	3	229	3	0	0	899	3	4731	4
Southwestern	148	1	1019	2	650	2	0	0	1817	2	18	1	253	2	141	2	0	0	412	2	2229	2
Stone Mountain	658	6	3046	5	1406	5	0	0	5110	5	171	8	901	5	377	5	0	0	1449	5	6559	5
Tallapoosa	139	1	858	2	570	2	0	0	1567	2	21	1	231	1	131	2	0	0	383	1	1950	2
Tifton	102	1	697	1	339	1	0	0	1138	1	13	1	159	1	88	1	0	0	260	1	1398	1
Toombs	57	1	342	1	158	1	0	0	557	1	5	0	61	0	43	1	0	0	109	0	666	1
Waycross	125	1	734	1	406	1	0	0	1265	1	14	1	225	1	94	1	0	0	333	1	1598	1
Western	130	1	703	1	297	1	0	0	1130	1	26	1	179	1	66	1	0	0	271	1	1401	1
Rockdale	83	1	417	1	179	1	0	0	679	1	24	1	132	1	53	1	0	0	209	1	888	1
Douglas	157	2	1139	2	634	2	0	0	1930	2	37	2	350	2	186	2	0	0	573	2	2503	2
Appalachian	80	1	544	1	342	1	0	0	966	1	17	1	180	1	95	1	0	0	292	1	1258	1
Enotah	53	1	369	1	249	1	0	0	671	1	12	1	131	1	67	1	0	0	210	1	881	1
Forsyth-Bell	48	0	317	1	167	1	0	0	532	1	4	0	110	1	49	1	0	0	163	1	695	1
Towaliga	61	1	523	1	232	1	0	0	816	1	18	1	134	1	58	1	0	0	210	1	1026	1
Total reported	10205		56570		28100		0		94875		2154		16602		7633		0		26389		121264	

Probationer Statistical Profile

Sample: Active & admin probationers, not in facilities
Act probationers 07/17/2002

Requestor: Nancy Phillips, Statistician

Sentence length in years by current age & sex

Sentence (in years)	Men							Women							Grand Total %
	age 00-21 %	age 22-39 %	age 40-98 %	age UNKWN %	Men Total %	age 00-21 %	age 22-39 %	age 40-98 %	age UNKWN %	Women Total %					
0-1	47 0	227 0	126 0	0 0	400 0	10 0	69 0	29 0	0 0	108 0	508 0				
1.1-2	384 4	1753 3	710 3	0 0	2847 3	111 5	512 3	210 3	0 0	833 3	3680 3				
2.1-3	901 9	2933 5	1324 5	0 0	5158 5	286 13	1030 6	384 5	0 0	1700 6	6858 6				
3.1-4	1382 13	4951 9	2227 8	0 0	8560 9	431 20	2046 12	752 10	0 0	3229 12	11789 10				
4.1-5	1210 12	5793 10	2627 9	0 0	9630 10	251 12	1719 10	704 9	0 0	2674 10	12304 10				
5.1-6	3600 35	16955 30	7739 28	0 0	28294 30	705 33	5355 32	2237 29	0 0	8297 31	36591 30				
6.1-7	359 4	2792 5	1290 5	0 0	4441 5	73 3	751 5	334 4	0 0	1158 4	5599 5				
7.1-8	432 4	3384 6	1505 5	0 0	5321 6	63 3	812 5	365 5	0 0	1240 5	6561 5				
8.1-9	308 3	2583 5	1341 5	0 0	4232 4	41 2	668 4	343 4	0 0	1052 4	5284 4				
9.1-10	153 1	1394 2	823 3	0 0	2370 2	21 1	341 2	193 3	0 0	555 2	2925 2				
10.1-12	1187 12	8821 16	4561 16	0 0	14569 15	145 7	2448 15	1381 18	0 0	3974 15	18543 15				
12.1-15	62 1	1479 3	1029 4	0 0	2570 3	9 0	286 2	206 3	0 0	501 2	3071 3				
15.1-20	146 1	2026 4	1437 5	0 0	3609 4	8 0	357 2	288 4	0 0	653 2	4262 4				
20.1-OVER	82 1	1552 3	1312 5	0 0	2946 3	8 0	233 1	218 3	0 0	459 2	3405 3				
INDEFINITE	0 0	0 0	0 0	0 0	0 0	0 0	0 0	0 0	0 0	0 0	0 0				
Total reported	10253	56643	28051	0	94947	2162	16627	7644	0	26433	121380				
Percent Reported	100.0	100.0	99.7		99.9	100.0	100.0	99.9		100.0	99.9				
NOT REPORTED	0	23	94	0	117	0	0	4	0	4	121				
Total	10253	56666	28145	0	95064	2162	16627	7648	0	26437	121501				
AVERAGE EXCLUDING INDEFINITE	5.47	6.84	7.56	.00	6.91	4.62	6.14	6.99	.00	6.26	6.77				

Probationer Statistical Profile

Sample: Active & admin probationers, not in facilities
Act probationers 07/17/2002

Requestor: Nancy Phillips, Statistician

Time served in years by current age & sex

Time served (in yrs)	M e n					W o m e n					Grand Total %
	age 00-21 %	age 22-39 %	age 40-98 %	age UNKWN %	Men Total %	age 00-21 %	age 22-39 %	age 40-98 %	age UNKWN %	Women Total %	
0-1	5068 49	15767 28	6957 25	0 0	27792 29	1134 52	4951 30	1901 25	0 0	7986 30	35778 29
1.1-2	3096 30	13007 23	5791 21	0 0	21894 23	670 31	4110 25	1680 22	0 0	6460 24	28354 23
2.1-3	1499 15	9844 17	4691 17	0 0	16034 17	271 13	2940 18	1293 17	0 0	4504 17	20538 17
3.1-4	466 5	7115 13	3464 12	0 0	11045 12	79 4	1923 12	943 12	0 0	2945 11	13990 12
4.1-5	109 1	4361 8	1910 7	0 0	6380 7	7 0	1272 8	614 8	0 0	1893 7	8273 7
5.1-6	8 0	2170 4	1052 4	0 0	3230 3	1 0	489 3	296 4	0 0	786 3	4016 3
6.1-7	6 0	1392 2	860 3	0 0	2258 2	0 0	334 2	214 3	0 0	548 2	2806 2
7.1-8	0 0	941 2	621 2	0 0	1562 2	0 0	192 1	154 2	0 0	346 1	1908 2
8.1-9	0 0	654 1	551 2	0 0	1205 1	0 0	149 1	139 2	0 0	288 1	1493 1
9.1-10	1 0	443 1	449 2	0 0	893 1	0 0	109 1	136 2	0 0	245 1	1138 1
10.1-12	0 0	501 1	647 2	0 0	1148 1	0 0	86 1	102 1	0 0	188 1	1336 1
12.1-15	0 0	297 1	557 2	0 0	854 1	0 0	37 0	90 1	0 0	127 0	981 1
15.1-20	0 0	102 0	414 1	0 0	516 1	0 0	20 0	50 1	0 0	70 0	586 0
20.1-OVER	0 0	71 0	180 1	0 0	251 0	0 0	14 0	36 0	0 0	50 0	301 0
Total reported	10253	56665	28144	0	95062	2162	16626	7648	0	26436	121498
Percent Reported	100.0	100.0	100.0		100.0	100.0	100.0	100.0		100.0	100.0
NOT REPORTED	0	1	1	0	2	0	1	0	0	1	3
Total	10253	56666	28145	0	95064	2162	16627	7648	0	26437	121501
AVERAGE TIME SERVED	1.23	2.67	3.55	.00	2.77	1.14	2.39	3.29	.00	2.55	2.73

Probationer Statistical Profile

Sample: Active & admin probationers, not in facilities
Act probationers 07/17/2002

Requestor: Nancy Phillips, Statistician

Time left to serve by current age & sex

Time left (in years)	M e n					W o m e n					Grand Total %
	age 00-21 %	age 22-39 %	age 40-98 %	age UNKWN %	Men Total %	age 00-21 %	age 22-39 %	age 40-98 %	age UNKWN %	Women Total %	
0-1	966 9	9314 16	4804 17	0 0	15084 16	282 13	2993 18	1375 18	0 0	4650 18	19734 16
1.1-2	1429 14	9710 17	4661 17	0 0	15800 17	419 19	2965 18	1333 17	0 0	4717 18	20517 17
2.1-3	1781 17	8885 16	4407 16	0 0	15073 16	416 19	2827 17	1233 16	0 0	4476 17	19549 16
3.1-4	1794 17	7824 14	3731 13	0 0	13349 14	345 16	2288 14	1045 14	0 0	3678 14	17027 14
4.1-5	1909 19	6921 12	3130 11	0 0	11960 13	386 18	2111 13	865 11	0 0	3362 13	15322 13
5.1-6	351 3	2926 5	1478 5	0 0	4755 5	50 2	757 5	383 5	0 0	1190 5	5945 5
6.1-7	404 4	2668 5	1246 4	0 0	4318 5	64 3	663 4	336 4	0 0	1063 4	5381 4
7.1-8	399 4	2172 4	1138 4	0 0	3709 4	45 2	552 3	282 4	0 0	879 3	4588 4
8.1-9	486 5	1944 3	997 4	0 0	3427 4	49 2	524 3	263 3	0 0	836 3	4263 4
9.1-10	450 4	1641 3	820 3	0 0	2911 3	83 4	492 3	236 3	0 0	811 3	3722 3
10.1-12	60 1	767 1	456 2	0 0	1283 1	2 0	127 1	76 1	0 0	205 1	1488 1
12.1-15	135 1	964 2	558 2	0 0	1657 2	14 1	169 1	94 1	0 0	277 1	1934 2
15.1-20	79 1	578 1	407 1	0 0	1064 1	7 0	108 1	75 1	0 0	190 1	1254 1
20.1-OVER	10 0	303 1	206 1	0 0	519 1	0 0	42 0	45 1	0 0	87 0	606 0
INDEFINITE	0 0	0 0	0 0	0 0	0 0	0 0	0 0	0 0	0 0	0 0	0 0
NONE	0 0	26 0	10 0	0 0	36 0	0 0	9 0	3 0	0 0	12 0	48 0
Total reported	10253	56643	28049	0	94945	2162	16627	7644	0	26433	121378
Percent Reported	100.0	100.0	99.7		99.9	100.0	100.0	99.9		100.0	99.9
NOT REPORTED	0	23	96	0	119	0	0	4	0	4	123
Total	10253	56666	28145	0	95064	2162	16627	7648	0	26437	121501
AVERAGE EXCLUDING INDEFINITE, NONE	4.15	3.92	4.08	.00	3.99	3.42	3.57	3.80	.00	3.62	3.91

Probationer Statistical Profile

Sample: Active & admin probationers, not in facilities
Act probationers 07/17/2002

Requestor: Nancy Phillips, Statistician

Case type by current age & sex

Case type	Men				Women				Grand Total	%	
	age 00-21	age 22-39	age 40-98	age UNKWN	age 00-21	age 22-39	age 40-98	age UNKWN			
PRESENTENCE	0	0	0	0	0	0	0	0	0	0	
SPLIT SENTENCE	172	2	5580	10	4190	15	0	0	9942	10	
STRAIGHT SENTENCE	9880	96	49562	87	23272	83	0	0	82714	87	
ABANDONMENT&BASTARDY	0	0	22	0	69	0	0	0	91	0	
OUT OF STATE PROB	200	2	1491	3	608	2	0	0	2299	2	
OUT OF STATE A&B	0	0	0	0	1	0	0	0	1	0	
SUSPENDED SENTENCE	1	0	11	0	5	0	0	0	17	0	
Total reported	10253	56666	28145	0	95064	2162	16627	7648	0	26437	121501
Percent Reported	100.0	100.0	100.0		100.0	100.0	100.0	100.0		100.0	100.0
NOT REPORTED	0	0	0	0	0	0	0	0	0	0	0
Total	10253	56666	28145	0	95064	2162	16627	7648	0	26437	121501

Probationer Statistical Profile

Sample: Active & admin probationers, not in facilities
Act probationers 07/17/2002

Requestor: Nancy Phillips, Statistician

Release type by current age & sex

Release type	Men					Women					Grand Total	%
	age 00-21	age 22-39	age 40-98	age UNKWN	Men Total	age 00-21	age 22-39	age 40-98	age UNKWN	Women Total		
TRANSF OUT OF STATE	0	0	0	0	0	0	0	0	0	0	0	0
REVOKED (TECHNICAL)	0	0	0	0	0	0	0	0	0	0	0	0
REVOKED (NEW SENT)	0	0	0	0	0	0	0	0	0	0	0	0
REVOKED (NEW CRIME)	0	0	0	0	0	0	0	0	0	0	0	0
ABSCONDED (TOLLED)	0	0	0	0	0	0	0	0	0	0	0	0
ABSCONDED (NON-TOLL)	0	0	0	0	0	0	0	0	0	0	0	0
TERMINATED BY COURT	0	0	0	0	0	0	0	0	0	0	0	0
OUT OF STATE TERM	0	0	0	0	0	0	0	0	0	0	0	0
DEATH	0	0	0	0	0	0	0	0	0	0	0	0
FINAN OBLIG COMPLETE	0	0	0	0	0	0	0	0	0	0	0	0
OTHER	0	0	0	0	0	0	0	0	0	0	0	0
NORMAL RELEASE	0	0	0	0	0	0	0	0	0	0	0	0
A & B SPECIAL TERM	0	0	0	0	0	0	0	0	0	0	0	0
INDEP JURISDICTION	0	0	0	0	0	0	0	0	0	0	0	0
ACTIVE	10253	56666	28145	0	95064	2162	16627	7648	0	26437	121501	
Total reported	10253	56666	28145	0	95064	2162	16627	7648	0	26437	121501	
Percent Reported	100.0	100.0	100.0		100.0	100.0	100.0	100.0		100.0	100.0	
NOT REPORTED	0	0	0	0	0	0	0	0	0	0	0	
Total	10253	56666	28145	0	95064	2162	16627	7648	0	26437	121501	

Probationer Statistical Profile

Sample: Active & admin probationers, not in facilities
Act probationers 07/17/2002

Requestor: Nancy Phillips, Statistician

First offender status by current age & sex

1stOffndr	M e n				W o m e n				Grand Total %		
	age 00-21 %	age 22-39 %	age 40-98 %	age UNKWN %	Men Total %	age 00-21 %	age 22-39 %	age 40-98 %		age UNKWN %	Women Total %
FIRST OFFNDR STATUS	5358 52	15087 27	4582 16	0 0	25027 26	1483 69	6779 41	2318 30	0 0	10580 40	35607 29
NO FIRST OFFNDR STAT	4895 48	41579 73	23563 84	0 0	70037 74	679 31	9848 59	5330 70	0 0	15857 60	85894 71
Total reported	10253	56666	28145	0	95064	2162	16627	7648	0	26437	121501
Percent Reported	100.0	100.0	100.0		100.0	100.0	100.0	100.0		100.0	100.0
NOT REPORTED	0	0	0	0	0	0	0	0	0	0	0
Total	10253	56666	28145	0	95064	2162	16627	7648	0	26437	121501

Probationer Statistical Profile

Sample: Active & admin probationers, not in facilities
Act probationers 07/17/2002

Requestor: Nancy Phillips, Statistician

Type probationer by current age & sex

Type probationer	M e n				W o m e n				Grand Total %		
	age 00-21 %	age 22-39 %	age 40-98 %	age UNKWN %	Men Total %	age 00-21 %	age 22-39 %	age 40-98 %		age UNKWN %	Women Total %
MISDEMEANANT	193 2	1061 2	533 2	0 0	1787 2	42 2	319 2	172 2	0 0	533 2	2320 2
FELON	10059 98	55572 98	27537 98	0 0	93168 98	2117 98	16300 98	7468 98	0 0	25885 98	119053 98
ABANDONMENT&BASTARDY	0 0	22 0	70 0	0 0	92 0	0 0	2 0	1 0	0 0	3 0	95 0
SUSPENDED SENTENCE	1 0	11 0	5 0	0 0	17 0	3 0	6 0	7 0	0 0	16 0	33 0
Total reported	10253	56666	28145	0	95064	2162	16627	7648	0	26437	121501
Percent Reported	100.0	100.0	100.0		100.0	100.0	100.0	100.0		100.0	100.0
NOT REPORTED	0	0	0	0	0	0	0	0	0	0	0
Total	10253	56666	28145	0	95064	2162	16627	7648	0	26437	121501

Probationer Statistical Profile

Sample: Active & admin probationers, not in facilities
Act probationers 07/17/2002

Requestor: Nancy Phillips, Statistician

Most serious crime by group by current age & sex

Crime group	Men							Women							Grand Total %
	age 00-21 %	age 22-39 %	age 40-98 %	age UNKWN %	Men Total %	age 00-21 %	age 22-39 %	age 40-98 %	age UNKWN %	Women Total %					
HOMICIDE	21 0	331 1	246 1	0 0	598 1	6 0	102 1	80 1	0 0	188 1	786 1				
ABORTION	0 0	3 0	1 0	0 0	4 0	0 0	1 0	0 0	0 0	1 0	5 0				
BODILY INJRY&REL OFF	648 6	5716 10	3572 13	0 0	9936 10	163 8	1090 7	520 7	0 0	1773 7	11709 10				
ARSON & REL OFF	44 0	316 1	203 1	0 0	563 1	9 0	103 1	67 1	0 0	179 1	742 1				
DAMAGE OF PROPERTY	227 2	691 1	246 1	0 0	1164 1	52 2	161 1	51 1	0 0	264 1	1428 1				
BURGLARY & REL OFF	1617 16	5785 10	1630 6	0 0	9032 10	121 6	600 4	160 2	0 0	881 3	9913 8				
FORGERY & REL OFF	568 6	4183 7	1922 7	0 0	6673 7	493 23	4021 24	1446 19	0 0	5960 23	12633 10				
THEFT	2257 22	7798 14	3310 12	0 0	13365 14	637 29	3731 22	1469 19	0 0	5837 22	19202 16				
ROBBERY	335 3	1803 3	528 2	0 0	2666 3	39 2	172 1	58 1	0 0	269 1	2935 2				
SEXUAL OFFENSES	502 5	2304 4	2171 8	0 0	4977 5	15 1	99 1	49 1	0 0	163 1	5140 4				
OBSCENITY CRIMES	0 0	3 0	7 0	0 0	10 0	0 0	0 0	1 0	0 0	1 0	11 0				
TREASON & REL OFF	4 0	34 0	16 0	0 0	54 0	4 0	19 0	6 0	0 0	29 0	83 0				
CRIMES INVOLVNG GOVT	201 2	1400 2	526 2	0 0	2127 2	49 2	411 2	241 3	0 0	701 3	2828 2				
FALSIFICATIONS	26 0	173 0	90 0	0 0	289 0	12 1	114 1	37 0	0 0	163 1	452 0				
OBSTRUCT LAW ENFORCE	29 0	210 0	82 0	0 0	321 0	9 0	81 0	34 0	0 0	124 0	445 0				
DISORDERLY CONDUCT	68 1	192 0	74 0	0 0	334 0	5 0	25 0	15 0	0 0	45 0	379 0				
GAMBLING & REL OFF	5 0	50 0	26 0	0 0	81 0	3 0	17 0	12 0	0 0	32 0	113 0				
CRUELTY TO CHILDREN	28 0	567 1	360 1	0 0	955 1	17 1	434 3	145 2	0 0	596 2	1551 1				
CRIMES WITH GUNS	186 2	792 1	637 2	0 0	1615 2	18 1	44 0	31 0	0 0	93 0	1708 1				
INVASION PRIVACY	5 0	94 0	43 0	0 0	142 0	0 0	1 0	2 0	0 0	3 0	145 0				
RACKETEERING	0 0	8 0	18 0	0 0	26 0	0 0	4 0	10 0	0 0	14 0	40 0				
DRUG ABUSE OFFENSES	3150 31	20633 36	9380 33	0 0	33163 35	428 20	4658 28	2705 35	0 0	7791 29	40954 34				
DRUG TRAFFICKING	23 0	357 1	272 1	0 0	652 1	10 0	81 0	73 1	0 0	164 1	816 1				
AUTO CRIMES	19 0	1623 3	1926 7	0 0	3568 4	0 0	139 1	159 2	0 0	298 1	3866 3				
REVENUE & CONTRABAND	4 0	5 0	6 0	0 0	15 0	0 0	3 0	3 0	0 0	6 0	21 0				
CRIMES OF OTH STATES	21 0	191 0	91 0	0 0	303 0	11 1	81 0	30 0	0 0	122 0	425 0				
MISC. FELONIES	66 1	314 1	156 1	0 0	536 1	17 1	107 1	64 1	0 0	188 1	724 1				
MISDEMEANORS	193 2	1076 2	595 2	0 0	1864 2	44 2	323 2	179 2	0 0	546 2	2410 2				
Total reported	10247	56652	28134	0	95033	2162	16622	7647	0	26431	121464				
Percent Reported	99.9	100.0	100.0		100.0	100.0	100.0	100.0		100.0	100.0				
NOT REPORTED	6	14	11	0	31	0	5	1	0	6	37				
Total	10253	56666	28145	0	95064	2162	16627	7648	0	26437	121501				

Probationer Statistical Profile

Sample: Active & admin probationers, not in facilities
Act probationers 07/17/2002

Requestor: Nancy Phillips, Statistician

Most serious offense by current age & sex

Most serious offense	Men					Women					Grand Total %
	age 00-21 %	age 22-39 %	age 40-98 %	age UNKWN %	Men Total %	age 00-21 %	age 22-39 %	age 40-98 %	age UNKWN %	Women Total %	
Misdemeanors											
abandonment	0 0	15 0	60 0	0 0	75 0	0 0	0 0	1 0	0 0	1 0	76 0
non-support	0 0	1 0	0 0	0 0	1 0	0 0	0 0	0 0	0 0	0 0	1 0
stalking	1 0	5 0	5 0	0 0	11 0	0 0	2 0	1 0	0 0	3 0	14 0
assault & battery	1 0	16 0	5 0	0 0	22 0	0 0	2 0	2 0	0 0	4 0	26 0
atmpt murder	0 0	2 0	0 0	0 0	2 0	0 0	0 0	0 0	0 0	0 0	2 0
aggravated assault	3 0	22 0	20 0	0 0	45 0	1 0	7 0	5 0	0 0	13 0	58 0
simple assault	6 0	34 0	31 0	0 0	71 0	2 0	5 0	4 0	0 0	11 0	82 0
simple battery	14 0	146 0	60 0	0 0	220 0	7 0	26 0	8 0	0 0	41 0	261 0
stabbing another	0 0	0 0	1 0	0 0	1 0	0 0	1 0	0 0	0 0	1 0	2 0
shooting at another	0 0	2 0	1 0	0 0	3 0	0 0	0 0	0 0	0 0	0 0	3 0
wife beating	0 0	1 0	0 0	0 0	1 0	0 0	0 0	0 0	0 0	0 0	1 0
concealing a death	0 0	1 0	0 0	0 0	1 0	0 0	0 0	0 0	0 0	0 0	1 0
leave scene had inju	0 0	2 0	1 0	0 0	3 0	0 0	1 0	0 0	0 0	1 0	4 0
crmnl intfer govt pr	0 0	3 0	0 0	0 0	3 0	0 0	0 0	0 0	0 0	0 0	3 0
reckless conduct	9 0	13 0	5 0	0 0	27 0	0 0	5 0	0 0	0 0	5 0	32 0
disorderly conduct	1 0	3 0	1 0	0 0	5 0	0 0	0 0	2 0	0 0	2 0	7 0
motor vehicle abando	0 0	1 0	1 0	0 0	2 0	0 0	0 0	0 0	0 0	0 0	2 0
larceny	0 0	4 0	2 0	0 0	6 0	0 0	3 0	0 0	0 0	3 0	9 0
receiving stolen goo	5 0	10 0	2 0	0 0	17 0	0 0	3 0	0 0	0 0	3 0	20 0
theft by taking	12 0	61 0	22 0	0 0	95 0	8 0	32 0	13 0	0 0	53 0	148 0
robbery	2 0	9 0	1 0	0 0	12 0	0 0	4 0	0 0	0 0	4 0	16 0
burglary	0 0	21 0	7 0	0 0	28 0	1 0	2 0	0 0	0 0	3 0	31 0
car breaking	0 0	1 0	1 0	0 0	2 0	0 0	0 0	0 0	0 0	0 0	2 0
take vehic temporary	0 0	0 0	1 0	0 0	1 0	0 0	0 0	0 0	0 0	0 0	1 0
alter id	1 0	1 0	0 0	0 0	2 0	0 0	0 0	0 0	0 0	0 0	2 0
bad checks	1 0	41 0	20 0	0 0	62 0	2 0	51 0	26 0	0 0	79 0	141 0
fraudulent checks	0 0	2 0	3 0	0 0	5 0	1 0	5 0	0 0	0 0	6 0	11 0
forgery	2 0	11 0	1 0	0 0	14 0	2 0	10 0	1 0	0 0	13 0	27 0
worthless checks	0 0	0 0	2 0	0 0	2 0	0 0	4 0	7 0	0 0	11 0	13 0
s/d of narcotics	2 0	6 0	1 0	0 0	9 0	0 0	0 0	0 0	0 0	0 0	9 0
public drunkenness	1 0	3 0	1 0	0 0	5 0	0 0	1 0	1 0	0 0	2 0	7 0
s/d dep,stim,cntrf d	0 0	3 0	0 0	0 0	3 0	0 0	0 0	0 0	0 0	0 0	3 0
s/d of lsd	0 0	0 0	0 0	0 0	0 0	0 0	1 0	0 0	0 0	1 0	1 0

(continued)

Probationer Statistical Profile

Sample: Active & admin probationers, not in facilities
Act probationers 07/17/2002

Requestor: Nancy Phillips, Statistician

Most serious offense by current age & sex (continued)

Most serious offense	Men					Women					Grand Total	%
	age 00-21 %	age 22-39 %	age 40-98 %	age UNKWN %	Men Total	age 00-21 %	age 22-39 %	age 40-98 %	age UNKWN %	Women Total		
s/d of marijuana	0 0	6 0	3 0	0 0	9 0	0 0	0 0	0 0	0 0	0 0	9 0	0
poss of narcotics	1 0	4 0	0 0	0 0	5 0	0 0	2 0	1 0	0 0	3 0	8 0	0
poss dep,stim,cntrf	0 0	1 0	1 0	0 0	2 0	0 0	0 0	0 0	0 0	0 0	2 0	0
poss of lsd	0 0	1 0	0 0	0 0	1 0	0 0	0 0	0 0	0 0	0 0	1 0	0
poss of marijuana	12 0	41 0	9 0	0 0	62 0	0 0	10 0	1 0	0 0	11 0	73 0	0
viol motor veh law	13 0	68 0	25 0	0 0	106 0	2 0	15 0	8 0	0 0	25 0	131 0	0
dui	10 0	168 0	121 0	0 0	299 0	2 0	30 0	25 0	0 0	57 0	356 0	0
obstr of law enf off	13 0	82 0	32 0	0 0	127 0	0 0	9 0	9 0	0 0	18 0	145 0	0
impersonating anothe	1 0	9 0	2 0	0 0	12 0	0 0	5 0	0 0	0 0	5 0	17 0	0
crmnl trespassing	12 0	21 0	10 0	0 0	43 0	2 0	5 0	3 0	0 0	10 0	53 0	0
illegal attm to obt	0 0	1 0	1 0	0 0	2 0	0 0	0 0	1 0	0 0	1 0	3 0	0
crmnl damage	6 0	6 0	4 0	0 0	16 0	0 0	4 0	2 0	0 0	6 0	22 0	0
terroristic threats	1 0	4 0	5 0	0 0	10 0	0 0	0 0	2 0	0 0	2 0	12 0	0
viol ga cntrl subst	18 0	60 0	16 0	0 0	94 0	2 0	11 0	9 0	0 0	22 0	116 0	0
public indecency	0 0	5 0	5 0	0 0	10 0	0 0	1 0	0 0	0 0	1 0	11 0	0
peeping tom	1 0	2 0	0 0	0 0	3 0	0 0	0 0	0 0	0 0	0 0	3 0	0
molesting a minor	0 0	0 0	3 0	0 0	3 0	0 0	0 0	1 0	0 0	1 0	4 0	0
atmpt rape	0 0	1 0	0 0	0 0	1 0	0 0	0 0	0 0	0 0	0 0	1 0	0
sexual battery	3 0	4 0	8 0	0 0	15 0	0 0	1 0	0 0	0 0	1 0	16 0	0
escape	0 0	7 0	1 0	0 0	8 0	0 0	0 0	1 0	0 0	1 0	9 0	0
cpwl & concealed wea	2 0	14 0	5 0	0 0	21 0	0 0	1 0	0 0	0 0	1 0	22 0	0
shoplifting	2 0	5 0	7 0	0 0	14 0	5 0	20 0	6 0	0 0	31 0	45 0	0
pointing gun at anot	2 0	4 0	3 0	0 0	9 0	0 0	0 0	0 0	0 0	0 0	9 0	0
crmnl attempt	1 0	1 0	0 0	0 0	2 0	0 0	0 0	1 0	0 0	1 0	3 0	0
other misdemeanor	8 0	50 0	31 0	0 0	89 0	0 0	10 0	15 0	0 0	25 0	114 0	0
riot	1 0	0 0	1 0	0 0	2 0	0 0	0 0	0 0	0 0	0 0	2 0	0
inciting to riot	1 0	0 0	0 0	0 0	1 0	0 0	0 0	0 0	0 0	0 0	1 0	0
fighting in public p	2 0	1 0	1 0	0 0	4 0	0 0	1 0	1 0	0 0	2 0	6 0	0
family violence batt	0 0	0 0	0 0	0 0	0 0	0 0	1 0	0 0	0 0	1 0	1 0	0
lottery violation	0 0	0 0	0 0	0 0	0 0	0 0	1 0	0 0	0 0	1 0	1 0	0
off agnst pub hlth/m	0 0	4 0	6 0	0 0	10 0	0 0	0 0	0 0	0 0	0 0	10 0	0
gambling & related o	0 0	0 0	1 0	0 0	1 0	0 0	0 0	0 0	0 0	0 0	1 0	0
failr fil/mtn abort	0 0	0 0	1 0	0 0	1 0	0 0	0 0	0 0	0 0	0 0	1 0	0
involuntary manslaug	0 0	0 0	1 0	0 0	1 0	0 0	0 0	0 0	0 0	0 0	1 0	0
interference with cu	1 0	1 0	2 0	0 0	4 0	0 0	0 0	0 0	0 0	0 0	4 0	0

(continued)

Probationer Statistical Profile

Sample: Active & admin probationers, not in facilities
Act probationers 07/17/2002

Requestor: Nancy Phillips, Statistician

Most serious offense by current age & sex (continued)

Most serious offense	Men						Women						Grand Total	%
	age 00-21	age 22-39	age 40-49	age 50-59	age 60-69	age UNKWN	age 00-21	age 22-39	age 40-49	age 50-59	age UNKWN			
theft by deception <	0	1	1	0	0	2	1	5	2	0	8	10	0	
theft/lost/property<	1	3	0	0	0	4	0	0	0	0	0	4	0	
theft of services <	0	1	1	0	0	2	0	1	0	0	1	3	0	
theft by conversion	0	4	2	0	0	6	0	2	3	0	5	11	0	
theft motor vehicle,	1	3	0	0	0	4	1	0	0	0	1	5	0	
conversn paymnt real	0	1	0	0	0	1	0	0	0	0	0	1	0	
entrng mot veh crim	0	6	0	0	0	6	0	1	2	0	3	9	0	
viol forgery&fraud p	1	0	1	0	0	2	0	1	0	0	1	3	0	
tpos/use drug rel ob	0	0	1	0	0	1	0	0	1	0	1	2	0	
obtn/attmpt drugs il	0	1	2	0	0	3	0	1	3	0	4	7	0	
viol dangerous drugs	0	1	0	0	0	1	0	0	0	0	0	1	0	
mfg/dist imitate con	0	4	1	0	0	5	0	1	0	0	1	6	0	
misc abuse govt offi	1	0	0	0	0	1	0	1	1	0	2	3	0	
misc escape & other	0	1	0	0	0	1	0	0	0	0	0	1	0	
misc offns relt jud	0	0	1	0	0	1	0	0	0	0	0	1	0	
misc obstruction off	2	0	1	0	0	3	0	0	0	0	0	3	0	
misc crim trsps/crim	0	0	0	0	0	0	0	1	0	0	1	1	0	
misc sexual offenses	1	3	2	0	0	6	0	0	0	0	0	6	0	
pandering	0	0	1	0	0	1	0	0	0	0	0	1	0	
providing sex mat mi	0	1	0	0	0	1	0	0	0	0	0	1	0	
exhibit sex shows mi	0	0	1	0	0	1	0	0	0	0	0	1	0	
dng instrmntalties &	0	1	0	0	0	1	0	0	0	0	0	1	0	
viol alcoh bev regs	1	0	2	0	0	3	0	0	0	0	0	3	0	
furnish liquor to mi	1	0	1	0	0	2	0	0	0	0	0	2	0	
poss alc bev by juve	3	1	1	0	0	5	0	0	0	0	0	5	0	
veh homicide tit 40	0	1	1	0	0	2	0	0	1	0	1	3	0	
viol motor veh licen	0	1	0	0	0	1	1	0	0	0	1	2	0	
misc misdemeanor	8	27	13	0	0	48	3	15	8	0	26	74	0	
misc invasion of pri	0	1	0	0	0	1	0	0	0	0	0	1	0	
viol othr states law	1	3	2	0	0	6	1	2	1	0	4	10	0	

(continued)

Probationer Statistical Profile

Sample: Active & admin probationers, not in facilities
Act probationers 07/17/2002

Requestor: Nancy Phillips, Statistician

Most serious offense by current age & sex (continued)

Most serious offense	Men					Women					Grand Total	%
	age 00-21 %	age 22-39 %	age 40-98 %	age UNKWN %	Men Total %	age 00-21 %	age 22-39 %	age 40-98 %	age UNKWN %	Women Total %		

FELONIES	-----											
MISC HOMICIDE OFFENS	1 0	5 0	2 0	0 0	8 0	1 0	0 0	0 0	0 0	1 0	9 0	
MURDER	1 0	5 0	6 0	0 0	12 0	0 0	7 0	1 0	0 0	8 0	20 0	
VOLUNTARY MANSLAUGHT	3 0	82 0	90 0	0 0	175 0	0 0	38 0	41 1	0 0	79 0	254 0	
INVOLUNTARY MANSLAUG	7 0	48 0	30 0	0 0	85 0	2 0	22 0	6 0	0 0	30 0	115 0	
FETICIDE	0 0	1 0	0 0	0 0	1 0	0 0	0 0	0 0	0 0	0 0	1 0	
VEHICULAR HOMICIDE	7 0	178 0	102 0	0 0	287 0	3 0	34 0	24 0	0 0	61 0	348 0	
HOMICIDE BY PILOT,DU	0 0	1 0	2 0	0 0	3 0	0 0	0 0	1 0	0 0	1 0	4 0	
CONCEAL DEATH OF ANO	1 0	2 0	1 0	0 0	4 0	0 0	0 0	0 0	0 0	0 0	4 0	
ATMPT MURDER	1 0	9 0	13 0	0 0	23 0	0 0	1 0	7 0	0 0	8 0	31 0	
MISC ABORTION	0 0	1 0	0 0	0 0	1 0	0 0	0 0	0 0	0 0	0 0	1 0	
CRMNL ABORTION	0 0	2 0	1 0	0 0	3 0	0 0	1 0	0 0	0 0	1 0	4 0	
MISC ASSAULT/BATTERY	3 0	86 0	38 0	0 0	127 0	0 0	4 0	6 0	0 0	10 0	137 0	
FAMILY VIOLENCE BATT	2 0	5 0	1 0	0 0	8 0	0 0	1 0	0 0	0 0	1 0	9 0	
AGGRAV ASSAULT	412 4	3546 6	2217 8	0 0	6175 6	127 6	851 5	420 5	0 0	1398 5	7573 6	
ATMPT AGGRAV ASSAULT	2 0	22 0	15 0	0 0	39 0	2 0	6 0	4 0	0 0	12 0	51 0	
AGGRAV BATTERY	43 0	416 1	240 1	0 0	699 1	5 0	50 0	20 0	0 0	75 0	774 1	
TERRORIST THREATS &	121 1	739 1	513 2	0 0	1373 1	18 1	96 1	34 0	0 0	148 1	1521 1	
FALSE IMPRISONMENT	17 0	215 0	82 0	0 0	314 0	2 0	12 0	3 0	0 0	17 0	331 0	
FALSE IMPRIS COLOR L	0 0	0 0	2 0	0 0	2 0	0 0	1 0	0 0	0 0	1 0	3 0	
KIDNAPPING	1 0	86 0	43 0	0 0	130 0	0 0	1 0	1 0	0 0	2 0	132 0	
INTERFERENCE WITH CU	3 0	17 0	9 0	0 0	29 0	2 0	10 0	4 0	0 0	16 0	45 0	
AGGRAV ASSAULT POLCE	11 0	110 0	88 0	0 0	209 0	2 0	15 0	10 0	0 0	27 0	236 0	
AGGRAV BATTERY PEACE	3 0	5 0	1 0	0 0	9 0	0 0	1 0	0 0	0 0	1 0	10 0	
SIMPLE BATTERY	3 0	40 0	20 0	0 0	63 0	0 0	3 0	1 0	0 0	4 0	67 0	
RECK COND	0 0	8 0	1 0	0 0	9 0	0 0	6 0	0 0	0 0	6 0	15 0	
INJURY BY VEHICLE	0 0	4 0	0 0	0 0	4 0	0 0	0 0	0 0	0 0	0 0	4 0	
STALKING	2 0	14 0	20 0	0 0	36 0	0 0	1 0	0 0	0 0	1 0	37 0	
AGGRAV STALKING	25 0	401 1	276 1	0 0	702 1	5 0	32 0	17 0	0 0	54 0	756 1	
ATMPT KIDNAP	0 0	2 0	6 0	0 0	8 0	0 0	0 0	0 0	0 0	0 0	8 0	
ARSON MISC	2 0	17 0	9 0	0 0	28 0	1 0	3 0	7 0	0 0	11 0	39 0	
ARSON 1ST DEGREE	24 0	227 0	162 1	0 0	413 0	7 0	71 0	52 1	0 0	130 0	543 0	

(continued)

Probationer Statistical Profile

Sample: Active & admin probationers, not in facilities
Act probationers 07/17/2002

Requestor: Nancy Phillips, Statistician

Most serious offense by current age & sex (continued)

Most serious offense	Men						Women						Grand Total	%								
	age 00-21	age 22-39	age 40-98	age UNKWN	Men Total	Men %	age 00-21	age 22-39	age 40-98	age UNKWN	Women Total	Women %										
ARSON 2ND DEGREE	12	0	52	0	25	0	0	0	89	0	0	0	18	0	6	0	0	0	24	0	113	0
ARSON 3RD DEGREE	4	0	13	0	5	0	0	0	22	0	1	0	8	0	1	0	0	0	10	0	32	0
CRMNL POSS EXPLOSIVE	1	0	6	0	2	0	0	0	9	0	0	0	3	0	1	0	0	0	4	0	13	0
CRMNL POSS INCENDIAR	1	0	1	0	0	0	0	0	2	0	0	0	0	0	0	0	0	0	0	0	2	0
MISC CRIMINAL DAMAGE	6	0	13	0	5	0	0	0	24	0	2	0	3	0	0	0	0	0	5	0	29	0
CRMNL DAMAGE 1ST DEG	49	0	176	0	67	0	0	0	292	0	5	0	30	0	8	0	0	0	43	0	335	0
CRMNL DAMAGE 2ND DEG	148	1	433	1	154	1	0	0	735	1	43	2	122	1	36	0	0	0	201	1	936	1
DAMAGE,DESTROY SECR	3	0	21	0	7	0	0	0	31	0	1	0	3	0	4	0	0	0	8	0	39	0
VANDALISM TO CHURCH	2	0	7	0	0	0	0	0	9	0	0	0	1	0	1	0	0	0	2	0	11	0
ALTER ID	19	0	41	0	13	0	0	0	73	0	1	0	2	0	2	0	0	0	5	0	78	0
BURGLARY	1522	15	5612	10	1573	6	0	0	8707	9	116	5	586	4	156	2	0	0	858	3	9565	8
POSS BURGLAR TOOLS	60	1	97	0	30	0	0	0	187	0	1	0	10	0	1	0	0	0	12	0	199	0
ATMPT BURGLARY	35	0	76	0	27	0	0	0	138	0	4	0	4	0	3	0	0	0	11	0	149	0
MISC FORGERY	3	0	16	0	5	0	0	0	24	0	3	0	18	0	6	0	0	0	27	0	51	0
FORGERY 1ST DEGREE	411	4	3202	6	1484	5	0	0	5097	5	330	15	3029	18	1167	15	0	0	4526	17	9623	8
FORGERY 2ND DEGREE	33	0	175	0	45	0	0	0	253	0	14	1	72	0	19	0	0	0	105	0	358	0
BAD CHECKS	5	0	163	0	166	1	0	0	334	0	7	0	185	1	78	1	0	0	270	1	604	0
ILLEGAL USE-CREDIT C	4	0	11	0	3	0	0	0	18	0	2	0	12	0	1	0	0	0	15	0	33	0
THEFT CREDIT CARD	30	0	93	0	24	0	0	0	147	0	20	1	86	1	14	0	0	0	120	0	267	0
FORGERY CREDIT CARD	7	0	35	0	6	0	0	0	48	0	13	1	51	0	5	0	0	0	69	0	117	0
FRAUDULENT CREDIT CA	66	1	305	1	70	0	0	0	441	0	84	4	393	2	71	1	0	0	548	2	989	1
CRMNL POSS CREDIT CA	2	0	4	0	1	0	0	0	7	0	0	0	1	0	0	0	0	0	1	0	8	0
RECV GDS,SRVS FRAUD	0	0	14	0	8	0	0	0	22	0	1	0	22	0	18	0	0	0	41	0	63	0
TELECOMMUNICATIONS F	0	0	15	0	10	0	0	0	25	0	0	0	7	0	2	0	0	0	9	0	34	0
ATMPT FORGERY	0	0	2	0	2	0	0	0	4	0	1	0	0	0	4	0	0	0	5	0	9	0
FAILR PAY NATRL PRD/	0	0	1	0	3	0	0	0	4	0	0	0	0	0	1	0	0	0	1	0	5	0
FRAUDULENT ACCESS CO	4	0	34	0	6	0	0	0	44	0	5	0	39	0	2	0	0	0	46	0	90	0
MISC FRAUD	3	0	113	0	89	0	0	0	205	0	13	1	106	1	58	1	0	0	177	1	382	0
THEFT BY TAKING	738	7	3340	6	1551	6	0	0	5629	6	250	12	1908	11	802	10	0	0	2960	11	8589	7
THEFT BY DECEPTION	6	0	207	0	195	1	0	0	408	0	14	1	133	1	71	1	0	0	218	1	626	1
THEFT BY EXTORTION	1	0	11	0	2	0	0	0	14	0	2	0	5	0	4	0	0	0	11	0	25	0
THEFT OF LOST PROPER	5	0	13	0	8	0	0	0	26	0	1	0	9	0	2	0	0	0	12	0	38	0
THEFT BY REC STOLEN	692	7	2118	4	594	2	0	0	3404	4	54	3	286	2	72	1	0	0	412	2	3816	3
THEFT OF SERVICES	4	0	33	0	26	0	0	0	63	0	1	0	24	0	10	0	0	0	35	0	98	0
THEFT BY CONVERSION	11	0	227	0	199	1	0	0	437	0	3	0	130	1	73	1	0	0	206	1	643	1

(continued)

Probationer Statistical Profile

Sample: Active & admin probationers, not in facilities
Act probationers 07/17/2002

Requestor: Nancy Phillips, Statistician

Most serious offense by current age & sex (continued)

Most serious offense	Men						Women						Grand Total	%
	age 00-21	age 22-39	age 40-98	age UNKWN	Men Total	Men %	age 00-21	age 22-39	age 40-98	age UNKWN	Women Total	Women %		
THEFT OF TRADE SECRE	0	2	1	0	3	0	0	1	0	0	1	4		
CONVSN PAYMNTS REAL	0	7	18	0	25	0	0	0	0	0	0	25		
ATMPT THEFT BY TAKIN	1	0	0	0	1	0	0	0	0	0	0	1		
THEFT OF MOTOR VEH,	167	477	154	0	798	19	56	19	0	94	892			
THEFT OF LEASED PERS	0	1	0	0	1	0	4	0	0	4	5			
THEFT BRING PROP IN	18	61	22	0	101	3	7	2	0	12	113			
THEFT RECV PROP OUT	4	15	1	0	20	1	2	1	0	4	24			
LIVESTOCK THEFT	2	6	3	0	11	0	2	0	0	2	13			
THEFT BY SHOPLIFTING	148	673	425	0	1246	274	1120	407	0	1801	3047			
ENTERING VEHICLE	460	606	111	0	1177	15	44	5	0	64	1241			
STEAL ALTER PUBLIC D	0	1	0	0	1	0	0	1	0	1	2			
ROBBERY	271	1236	307	0	1814	34	131	45	0	210	2024			
ARMED ROBBERY	27	437	190	0	654	3	34	11	0	48	702			
ROBBERY BY FORCE	0	2	0	0	2	0	0	0	0	0	2			
ROBBERY BY INTIMIDAT	1	1	0	0	2	0	0	0	0	0	2			
ROBBERY BY SUDDEN SN	1	1	0	0	2	0	0	0	0	0	2			
HIJACKING MOTOR VEHI	1	5	0	0	6	1	0	0	0	1	7			
ATMPT ROBBERY	23	67	24	0	114	1	5	2	0	8	122			
ATMPT ARMED ROBBERY	11	54	7	0	72	0	2	0	0	2	74			
MISC SEXUAL	5	32	32	0	69	0	2	0	0	2	71			
RAPE	9	132	104	0	245	0	0	0	0	0	245			
SODOMY	7	30	45	0	82	2	1	1	0	4	86			
AGGRAV SODOMY	3	39	77	0	119	0	0	1	0	1	120			
SEDUCTION	0	1	1	0	2	0	0	1	0	1	3			
INCEST	4	19	83	0	106	0	3	7	0	10	116			
BIGAMY	0	6	6	0	12	0	2	0	0	2	14			
MARRY A BIGAMIST	0	0	0	0	0	0	1	0	0	1	1			
AGGRAV SEXUAL BATTER	2	27	25	0	54	0	1	0	0	1	55			
PANDERING BY COMPULS	0	2	2	0	4	0	0	0	0	0	4			
STATUTORY RAPE	264	806	69	0	1139	5	21	3	0	29	1168			
CHILD MOLESTATION	169	940	1414	5	2523	7	45	27	0	79	2602			
ENTICING CHILD-INDEC	19	105	104	0	228	1	13	5	0	19	247			
AGGRAV CHILD MOLESTA	13	99	173	1	285	0	5	2	0	7	292			
NECROPHILIA	0	1	0	0	1	0	0	1	0	1	2			
SEXL/ASSLT/AGN/PERS/	3	22	11	0	36	0	5	1	0	6	42			

(continued)

Probationer Statistical Profile

Sample: Active & admin probationers, not in facilities
Act probationers 07/17/2002

Requestor: Nancy Phillips, Statistician

Most serious offense by current age & sex (continued)

Most serious offense	Men						Women						Grand Total	%
	age 00-21	age 22-39	age 40-98	age UNKWN	Men Total	Men %	age 00-21	age 22-39	age 40-98	age UNKWN	Women Total	Women %		
SEXUAL ASLT BY THERA	0	1	0	0	1	0	0	0	0	0	0	0	1	0
SOLICIT SODOMY FROM	0	4	6	0	10	0	0	0	0	0	0	0	10	0
ATMPT RAPE	3	35	15	0	53	0	0	0	0	0	0	0	53	0
ATMPT SODOMY	0	0	2	0	2	0	0	0	0	0	0	0	2	0
ATMPT AGGRAV SODOMY	1	3	1	0	5	0	0	0	0	0	0	0	5	0
ATMPT CHILD MOLESTAT	0	0	1	0	1	0	0	0	0	0	0	0	1	0
MISC OBSCENITY	0	1	3	0	4	0	0	0	0	0	0	0	4	0
DISTRIBUTING OBSCENE	0	1	2	0	3	0	0	0	1	0	0	1	4	0
DISTR MAT DEPICT NUD	0	1	2	0	3	0	0	0	0	0	0	0	3	0
MISC PUBLIC ORDER	0	4	2	0	6	0	0	0	1	0	0	1	7	0
TREASON	0	0	0	0	0	0	0	1	0	0	0	1	1	0
INSURRECTION	0	1	0	0	1	0	0	0	0	0	0	0	1	0
INCITING TO INSURREC	2	1	1	0	4	0	0	0	0	0	0	0	4	0
ADVOC OVERTHROW OF G	0	0	1	0	1	0	0	0	0	0	0	0	1	0
FALSE SWEARNG WRITTN	2	28	12	0	42	4	18	5	0	0	27	69	0	0
ABUSE OF GOVT OFFICE	0	0	1	0	1	0	0	0	0	0	0	1	0	0
BRIBERY GOVT OFFICER	1	11	12	0	24	0	5	1	0	0	6	30	0	0
VIOL OATH PUBLIC OFF	0	5	1	0	6	0	1	1	0	0	2	8	0	0
INFLUENCE LEGISLATIV	0	0	1	0	1	0	0	0	0	0	0	1	0	0
INFLUENCE GOVT OFFIC	0	2	0	0	2	0	0	0	0	0	0	2	0	0
DEFRAUDING STATE	0	19	26	0	45	1	174	117	2	0	292	337	0	0
CONSPIRE RESTRAIN FR	0	1	0	0	1	0	1	0	0	0	1	2	0	0
FALSE CERTIFICATES	0	4	3	0	7	0	5	0	0	0	5	12	0	0
INFLUENCING WITNESS	2	10	8	0	20	1	5	2	0	0	8	28	0	0
OBSTR OF LAW ENF OFF	198	1348	474	0	2020	47	220	120	2	0	387	2407	2	0
MISC JUDICIAL PROCEE	0	1	2	0	3	1	1	0	0	0	2	5	0	0
PERJURY	0	13	12	0	25	1	13	5	0	0	19	44	0	0
FALSE SWEARING	2	22	10	0	34	4	17	8	0	0	29	63	0	0
SUBORNATION OF PERJU	0	0	1	0	1	0	1	1	0	0	2	3	0	0
IMPERSONATION	0	12	2	0	14	1	2	1	0	0	4	18	0	0
IMPERSONATING OFFICE	4	33	20	0	57	0	2	0	0	0	2	59	0	0
BARRATRY	1	5	1	0	7	0	1	0	0	0	1	8	0	0
EMBRACERY	0	0	1	0	1	0	3	0	0	0	3	4	0	0
FALSE STATEMENTS GOV	19	86	40	0	145	5	73	22	0	0	100	245	0	0
UNAUTH REPRESTN PEAC	0	0	1	0	1	0	0	0	0	0	0	1	0	0

(continued)

Probationer Statistical Profile

Sample: Active & admin probationers, not in facilities
Act probationers 07/17/2002

Requestor: Nancy Phillips, Statistician

Most serious offense by current age & sex (continued)

Most serious offense	Men						Women						Grand Total	%
	age 00-21	age 22-39	age 40-98	age UNKWN	Men Total	Men %	age 00-21	age 22-39	age 40-98	age UNKWN	Women Total	Women %		
IMPRSNTNG ANTHR RBAL	0	1	0	0	1	0	0	1	0	0	0	1	2	
ESCAPE	10	107	56	0	173	1	21	7	0	29	0	202		
AIDING ESCAPE	1	4	0	0	5	1	9	1	0	11	0	16		
HINDERING APPREH OR	17	72	15	0	104	7	43	24	0	74	0	178		
COMPOUNDING A CRIME	1	0	1	0	2	0	3	0	0	3	0	5		
MUTINY IN PENAL INST	0	1	0	0	1	0	0	0	0	0	0	1		
BAIL JUMPING	0	26	9	0	35	0	4	2	0	6	0	41		
ATMPT ESCAPE	0	0	1	0	1	0	1	0	0	1	0	2		
FALSE PUBLIC ALARM	13	11	1	0	25	1	3	1	0	5	0	30		
CRMNL INTERFERE GOVT	55	181	73	0	309	4	22	14	0	40	0	349		
MISC GAMBLING/RELATE	0	0	1	0	1	0	0	0	0	0	0	1		
COMMERICAL GAMBLING	0	4	12	0	16	0	3	8	0	11	0	27		
COMMUNICATING GAMBL	0	1	2	0	3	0	0	0	0	0	0	3		
BRIBERY OF CONTESTAN	0	3	1	0	4	0	1	0	0	1	0	5		
GAMBLING ACT ON BUSI	0	0	1	0	1	0	1	0	0	1	0	2		
DOGFIGHTING	5	33	6	0	44	0	2	2	0	4	0	48		
LOTTERY VIOLATION	0	5	2	0	7	2	10	2	0	14	0	21		
BOARDING BUS W/CONCL	0	4	1	0	5	1	0	0	0	1	0	6		
CRUELTY TO CHILDREN	23	516	306	1	845	15	421	140	2	576	2	1421		
SEX EXPLOITATION CHI	2	20	20	0	42	0	6	1	0	7	0	49		
ABANDONMENT OF CHILD	0	28	33	0	61	1	1	4	0	6	0	67		
UNLWFL AD ADOPT CHIL	0	0	0	0	0	0	1	0	0	1	0	1		
CNTRBTNG DELINQENCY	3	3	1	0	7	1	5	0	0	6	0	13		
MISC WEAPON/EXPLOSIV	12	20	8	0	40	1	0	0	0	1	0	41		
CARRY CONCEALED WEAP	19	74	28	0	121	0	4	0	0	4	0	125		
CARRY PISTL WITHOUT	2	5	1	0	8	0	0	1	0	1	0	9		
ALTER PISTL LICENSE	1	1	1	0	3	0	0	0	0	0	0	3		
POSS OF FIREARM DUR	14	80	55	0	149	0	6	6	0	12	0	161		
POSS OF CERTAIN WEAP	27	70	49	0	146	4	4	1	0	9	0	155		
POSS FIREARM CONVCT	3	482	485	2	970	1	24	20	0	44	0	1014		
CARRY WEAPON AT SCHO	103	50	3	0	156	13	5	2	0	20	0	176		
GUARD LINE WITH WEAP	1	1	2	0	4	0	1	1	0	2	0	6		
POSS WEAPON BY PRISO	2	6	1	0	9	0	0	0	0	0	0	9		
MISUSE FIREARM HUNTI	0	3	3	0	6	0	0	0	0	0	0	6		
CRUELTY TO ANIMALS	2	0	1	0	3	0	0	0	0	0	0	3		

(continued)

Probationer Statistical Profile

Sample: Active & admin probationers, not in facilities
Act probationers 07/17/2002

Requestor: Nancy Phillips, Statistician

Most serious offense by current age & sex (continued)

Most serious offense	Men						Women						Grand Total	%
	age 00-21	age 22-39	age 40-98	age UNKWN	Men Total	Men %	age 00-21	age 22-39	age 40-98	age UNKWN	Women Total	Women %		
MISC INVASION OF PRI	0	2	1	0	3	0	0	1	0	0	1	4		
EAVESDROP & SURVEILL	0	9	8	0	17	0	0	1	0	0	1	18		
PEEPING TOM	5	82	34	0	121	0	1	0	0	0	1	122		
P/S/D OF EAVESDROP D	0	1	0	0	1	0	0	0	0	0	0	1		
RACKETEERING	0	8	18	0	26	0	4	10	0	0	14	40		
S/D NARCOTICS, OPIAT	31	342	180	0	553	5	63	40	0	108	661			
S/D DEP,STIM,CNTRF D	31	220	117	0	368	7	40	33	0	80	448			
S/D OF LSD	6	23	2	0	31	1	0	1	0	2	33			
S/D OF MARIJUANA	318	1522	442	0	2282	27	211	100	0	338	2620			
S/D OF ALCOHOLIC IN	0	1	2	0	3	0	0	1	0	1	4			
POSS NARCOTICS, OPIA	64	506	309	0	879	10	136	91	0	237	1116			
POSS DEP,STIM,CNTRF	64	523	276	0	863	18	215	97	0	330	1193			
POSS OF LSD	21	77	3	0	101	1	7	2	0	10	111			
POSS OF MARIJUANA	287	1339	400	0	2026	34	227	109	0	370	2396			
ILLEGAL POSS/MANF LI	0	6	4	0	10	0	0	0	0	0	10			
ILLEGAL ATTM TO OBT	2	69	40	0	111	3	103	86	0	192	303			
VIOL GA CNTRL SBST A	1338	9572	4433	0	15343	224	2325	1328	0	3877	19220			
VIOL DNGROUS DRGS AC	10	54	28	0	92	3	28	15	0	46	138			
UNLWFL MFG/DEL/DIST	5	59	40	0	104	0	9	6	0	15	119			
FURNISH LIQUOR TO MI	0	1	0	0	1	0	0	0	0	0	1			
POSS DRUG RELATED MA	5	22	12	0	39	1	12	5	0	18	57			
S/D CONT SUB PUBLIC	19	69	18	0	106	3	14	8	0	25	131			
S/D CONT SUB SCHOOL	13	47	5	0	65	0	6	1	0	7	72			
S/D COCAINE	308	2055	776	0	3139	25	310	188	0	523	3662			
POSS OF COCAINE	612	3943	2120	0	6675	60	867	525	0	1452	8127			
ATMPT VIOL SUBSTANCE	16	183	173	0	372	6	85	69	0	160	532			
MISC DRUGS TRAFFICKI	0	44	32	0	76	2	10	5	0	17	93			
TRAF COCAINE LESS 20	7	179	125	0	311	1	31	36	0	68	379			
TRAF COCAINE 201-400	4	30	25	0	59	0	5	4	0	9	68			
TRAF COCAINE 401+ GM	0	9	11	0	20	0	1	2	0	3	23			
TRAF NARCOTIC LESS 1	0	4	2	0	6	1	0	0	0	1	7			
TRAF NARCOTIC 15-28	1	3	0	0	4	0	1	1	0	2	6			
TRAF NARCOTIC 29+ GM	0	2	0	0	2	0	0	1	0	1	3			
TRAF MARIJNA 101-200	1	14	23	0	38	1	4	4	0	9	47			
TRAF MARIJNA 2001-10	0	4	0	0	4	0	1	0	0	1	5			

(continued)

Probationer Statistical Profile

Sample: Active & admin probationers, not in facilities
Act probationers 07/17/2002

Requestor: Nancy Phillips, Statistician

Most serious offense by current age & sex (continued)

Most serious offense	Men						Women						Grand Total	%
	age 00-21	age 22-39	age 40-98	age UNKWN	Men Total	Men %	age 00-21	age 22-39	age 40-98	age UNKWN	Women Total	Women %		
TRAF MARIJNA 10001+	1 0	1 0	2 0	0 0	4 0	0 0	0 0	0 0	0 0	0 0	0 0	4 0		
TRAF METHAQUALONE< 4	0 0	4 0	5 0	0 0	9 0	1 0	1 0	1 0	1 0	0 0	3 0	12 0		
TRAF METHAQUALONE>=4	0 0	2 0	2 0	0 0	4 0	0 0	1 0	0 0	0 0	0 0	1 0	5 0		
TRAF AMPHTMINE 28-19	0 0	10 0	5 0	0 0	15 0	0 0	3 0	3 0	0 0	0 0	6 0	21 0		
TRAF AMPHTMINE 200-3	0 0	2 0	4 0	0 0	6 0	0 0	0 0	0 0	2 0	0 0	2 0	8 0		
TRAF AMPHTMINE 400+	0 0	1 0	0 0	0 0	1 0	0 0	1 0	0 0	0 0	0 0	1 0	2 0		
CNSPIRE TRAFFIC CNTR	0 0	1 0	0 0	0 0	1 0	0 0	0 0	0 0	0 0	0 0	0 0	1 0		
TRANSACTIONS DRUG OB	0 0	1 0	1 0	0 0	2 0	0 0	1 0	0 0	0 0	0 0	1 0	3 0		
TRANSACTIONS CNTRFT	1 0	3 0	0 0	0 0	4 0	0 0	0 0	1 0	0 0	0 0	1 0	5 0		
USE COMM FACLTY VIO	1 0	5 0	7 0	0 0	13 0	2 0	1 0	2 0	0 0	0 0	5 0	18 0		
ATT/CONSPRCY COMMT C	2 0	28 0	14 0	0 0	44 0	2 0	14 0	9 0	0 0	0 0	25 0	69 0		
UNAUTH DIST CONTRLLD	2 0	3 0	6 0	0 0	11 0	0 0	2 0	2 0	0 0	0 0	4 0	15 0		
ILLGL DIST CONTRLLD	3 0	7 0	8 0	0 0	18 0	0 0	4 0	0 0	0 0	0 0	4 0	22 0		
VIOL MOTOR VEHICLE L	15 0	146 0	123 0	0 0	284 0	0 0	28 0	18 0	0 0	0 0	46 0	330 0		
ALTER CAR TITLE	0 0	1 0	5 0	0 0	6 0	0 0	0 0	0 0	0 0	0 0	0 0	6 0		
DRVNG HABTL VIOLATOR	2 0	1108 2	1398 5	0 0	2508 3	0 0	84 1	98 1	0 0	0 0	182 1	2690 2		
HABIT TRAF VOIL/IMPA	0 0	164 0	192 1	0 0	356 0	0 0	13 0	28 0	0 0	0 0	41 0	397 0		
HABIT TRAF VIOL/OTHE	2 0	204 0	208 1	0 0	414 0	0 0	14 0	15 0	0 0	0 0	29 0	443 0		
DSTL ALCOHOL BEVERAG	0 0	0 0	3 0	0 0	3 0	0 0	0 0	1 0	0 0	0 0	1 0	4 0		
POSS UNAUTHORIZED ST	0 0	0 0	0 0	0 0	0 0	0 0	1 0	0 0	0 0	0 0	1 0	1 0		
POSS CONTRABAND ARTI	2 0	4 0	3 0	0 0	9 0	0 0	0 0	1 0	0 0	0 0	1 0	10 0		
TRNSPRT CONTRABAND A	2 0	1 0	0 0	0 0	3 0	0 0	1 0	1 0	0 0	0 0	2 0	5 0		
CONCEAL CONTRABAND	0 0	0 0	0 0	0 0	0 0	0 0	1 0	0 0	0 0	0 0	1 0	1 0		
MISC MRALS/PBLIC H/S	2 0	5 0	5 0	0 0	12 0	0 0	0 0	1 0	0 0	0 0	1 0	13 0		
VIOL GAME AND FISH L	0 0	1 0	1 0	0 0	2 0	0 0	0 0	0 0	0 0	0 0	0 0	2 0		
MISC CORRECTIONL INS	4 0	8 0	5 0	0 0	17 0	0 0	5 0	0 0	0 0	0 0	5 0	22 0		
VIOLATN OTHR STATES	21 0	191 0	91 0	0 0	303 0	11 1	81 0	30 0	0 0	0 0	122 0	425 0		
CONSPIRACY	12 0	48 0	14 0	0 0	74 0	4 0	34 0	9 0	0 0	0 0	47 0	121 0		
CRMNL ATMPT	41 0	202 0	114 0	0 0	357 0	9 0	60 0	42 1	0 0	0 0	111 0	468 0		
AIRCRAFT HIJACKING	0 0	2 0	0 0	0 0	2 0	0 0	0 0	0 0	0 0	0 0	0 0	2 0		
UNAUTH DIST RECRD DE	2 0	3 0	4 0	0 0	9 0	0 0	0 0	0 0	0 0	0 0	0 0	9 0		
CRMNL SOLICITATION	1 0	16 0	13 0	0 0	30 0	1 0	7 0	4 0	0 0	0 0	12 0	42 0		
PARTY TO A CRIME	3 0	11 0	2 0	0 0	16 0	1 0	3 0	4 0	0 0	0 0	8 0	24 0		
CRMNL TRESPASSING	1 0	10 0	3 0	0 0	14 0	0 0	0 0	2 0	0 0	0 0	2 0	16 0		
GANG PARTICIPATION	1 0	0 0	0 0	0 0	1 0	0 0	0 0	0 0	0 0	0 0	0 0	1 0		

(continued)

Probationer Statistical Profile

Sample: Active & admin probationers, not in facilities
Act probationers 07/17/2002

Requestor: Nancy Phillips, Statistician

Most serious offense by current age & sex (continued)

Most serious offense	M e n					W o m e n					Grand Total %
	age 00-21 %	age 22-39 %	age 40-98 %	age UNKWN %	Men Total %	age 00-21 %	age 22-39 %	age 40-98 %	age UNKWN %	Women Total %	
Total reported	10248	56644	28139	0	95031	2160	16624	7645	0	26429	121460
Percent Reported	100.0	100.0	100.0		100.0	99.9	100.0	100.0		100.0	100.0
NOT REPORTED	5	22	6	0	33	2	3	3	0	8	41
Total	10253	56666	28145	0	95064	2162	16627	7648	0	26437	121501

Probationer Statistical Profile

Sample: Active & admin probationers, not in facilities
Act probationers 07/17/2002

Requestor: Nancy Phillips, Statistician

Most serious crime type by current age & sex

Crime type	Men					Women					Grand Total	%
	age 00-21	age 22-39	age 40-98	age UNKWN	Men Total	age 00-21	age 22-39	age 40-98	age UNKWN	Women Total		
VIOL/PERSN	1057	8601	4776	0	14434	231	1824	816	0	2871	17305	14
NVIOL/PERS	137	218	173	0	528	17	30	21	0	68	596	0
PROPERTY	4766	19063	7483	0	31312	1339	8967	3400	0	13706	45018	37
DRUG SALES	756	4713	1857	0	7326	78	736	450	0	1264	8590	7
DRUG POSSN	2450	16398	7824	0	26672	362	4029	2343	0	6734	33406	27
ALCOHOL	6	12	14	0	32	0	1	3	0	4	36	0
HABIT/DUI	29	1790	2042	0	3861	2	169	184	0	355	4216	3
SEX OFFEND	508	2326	2199	0	5033	15	103	51	0	169	5202	4
OTHER	544	3545	1777	0	5866	118	768	380	0	1266	7132	6
Total reported	10253	56666	28145	0	95064	2162	16627	7648	0	26437	121501	
Percent Reported	100.0	100.0	100.0		100.0	100.0	100.0	100.0		100.0	100.0	
NOT REPORTED	0	0	0	0	0	0	0	0	0	0	0	
Total	10253	56666	28145	0	95064	2162	16627	7648	0	26437	121501	