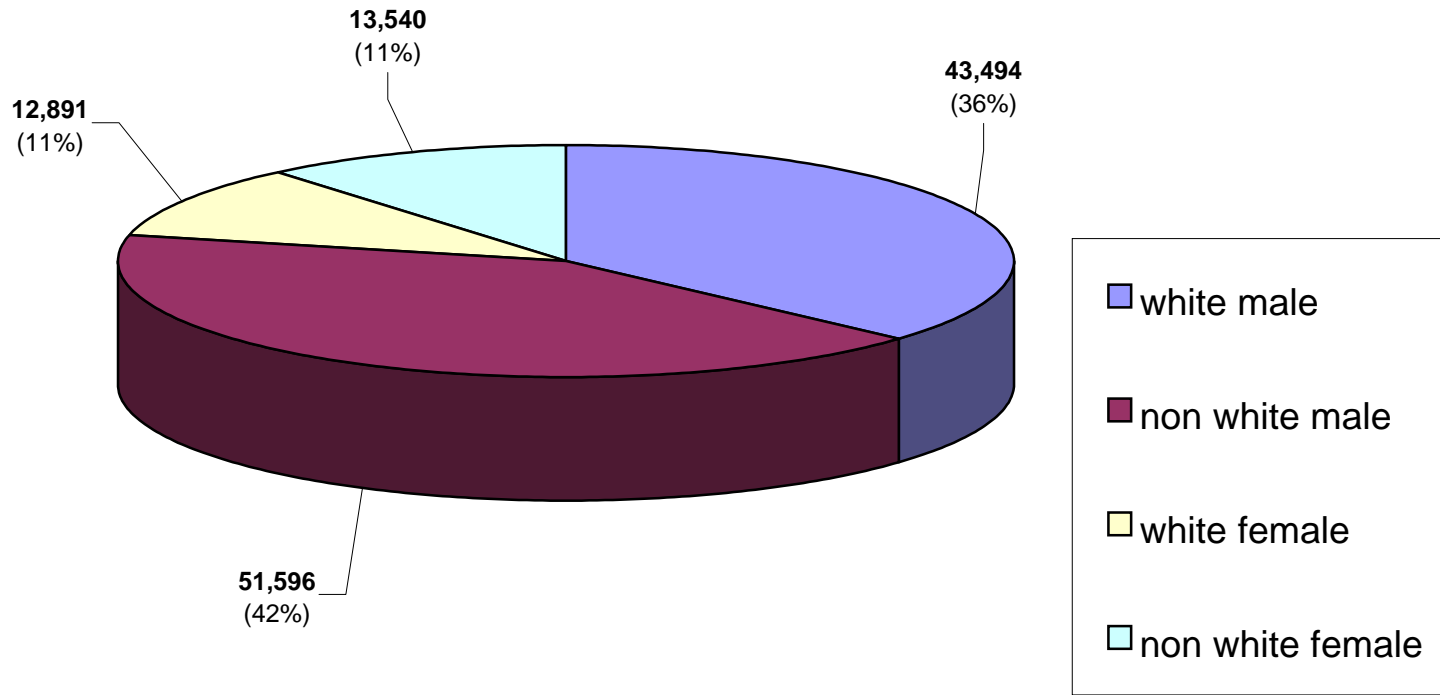
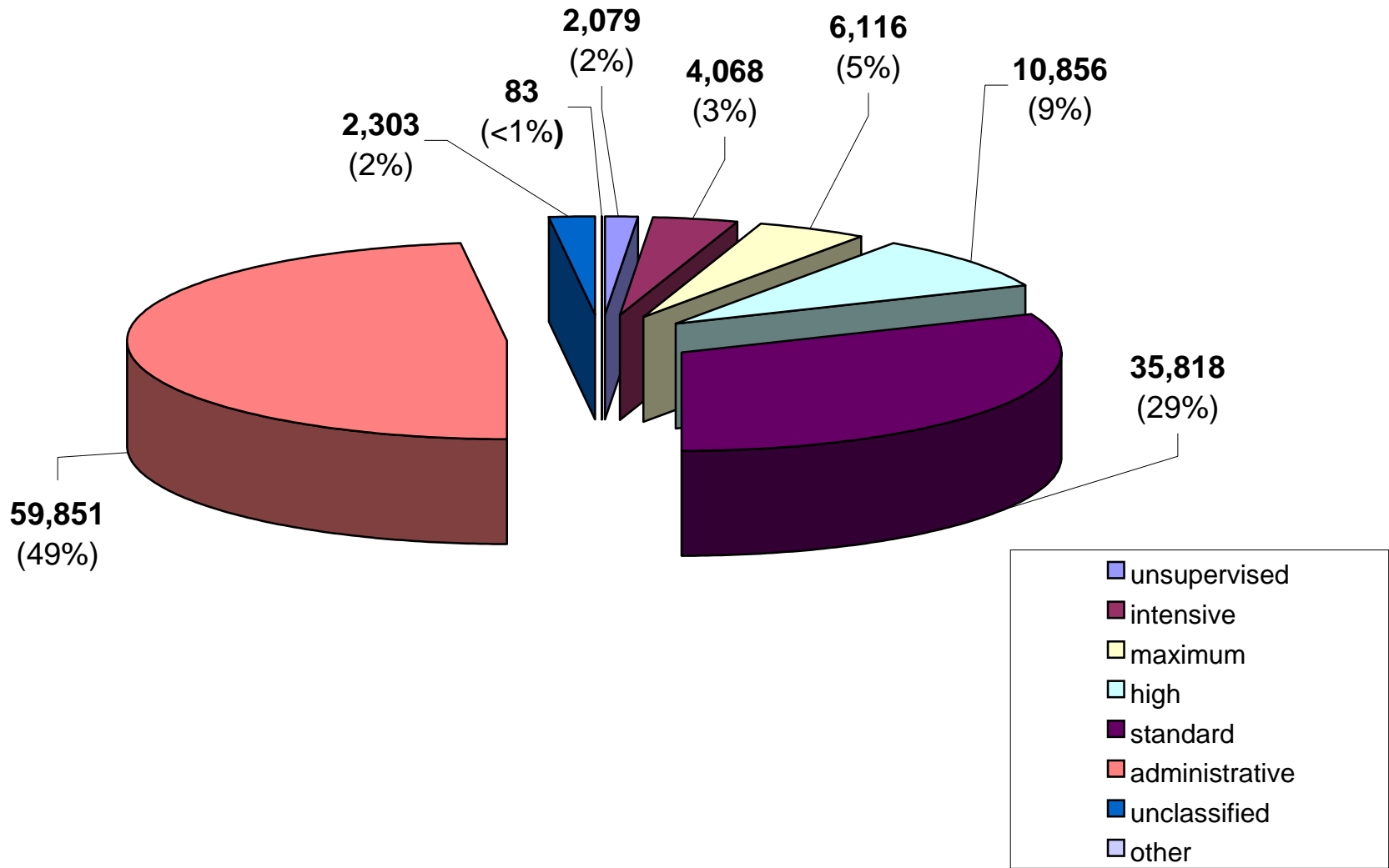


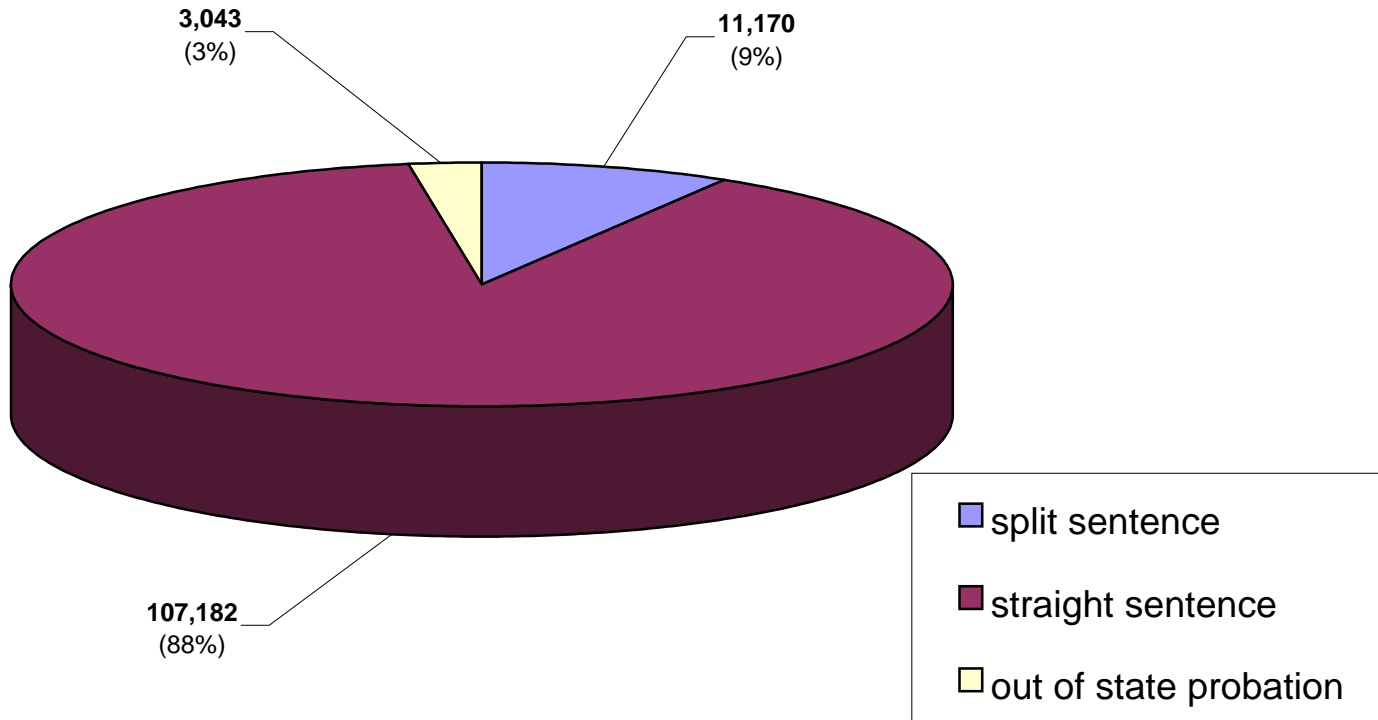
Active Probationers By Race & Gender



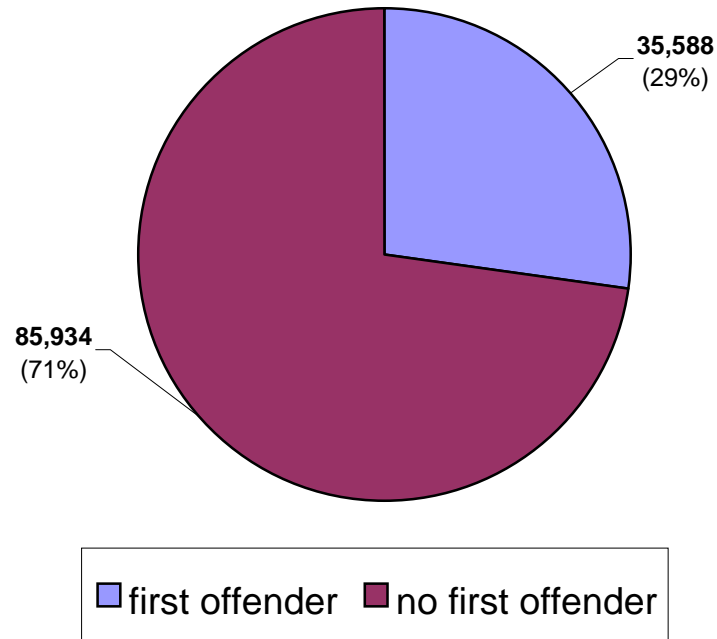
Active Probationers By Current Supervision Type



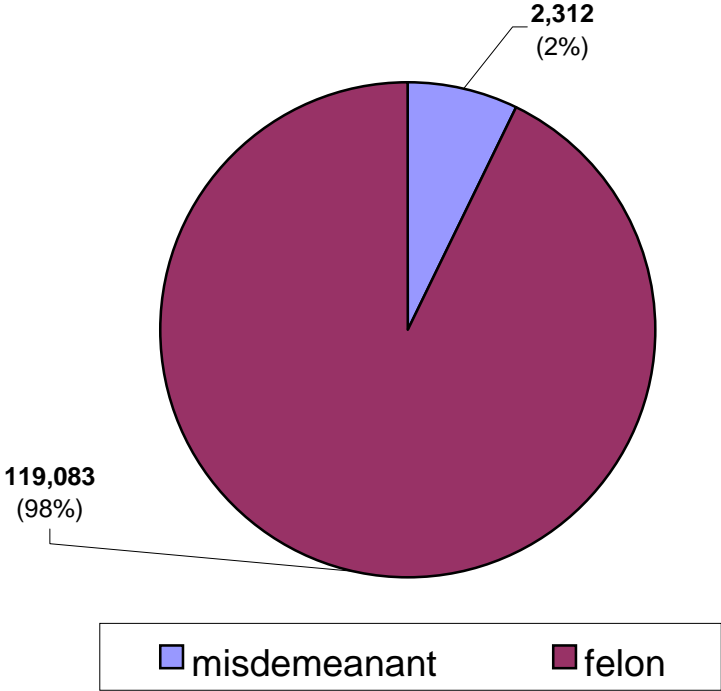
Active Probationers By Case Type



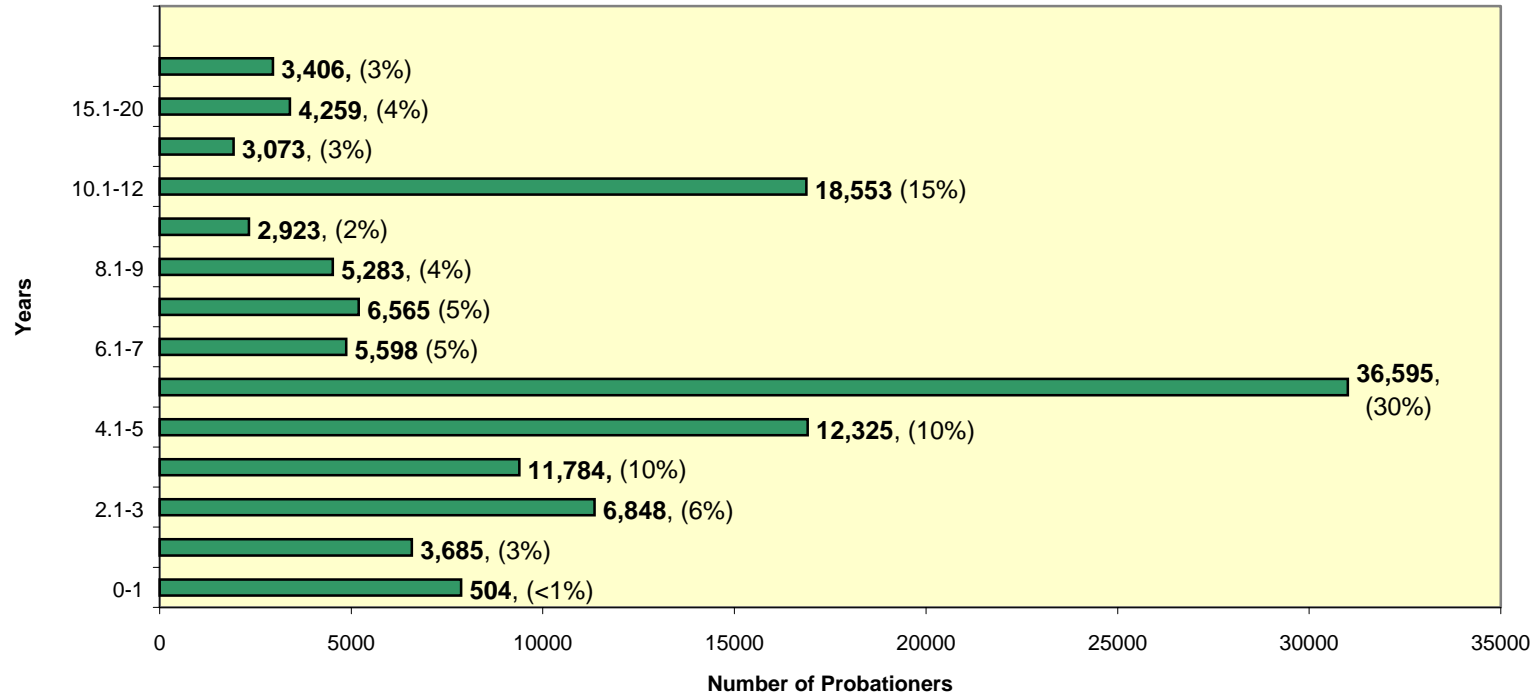
Active Probationers By First Offender Status



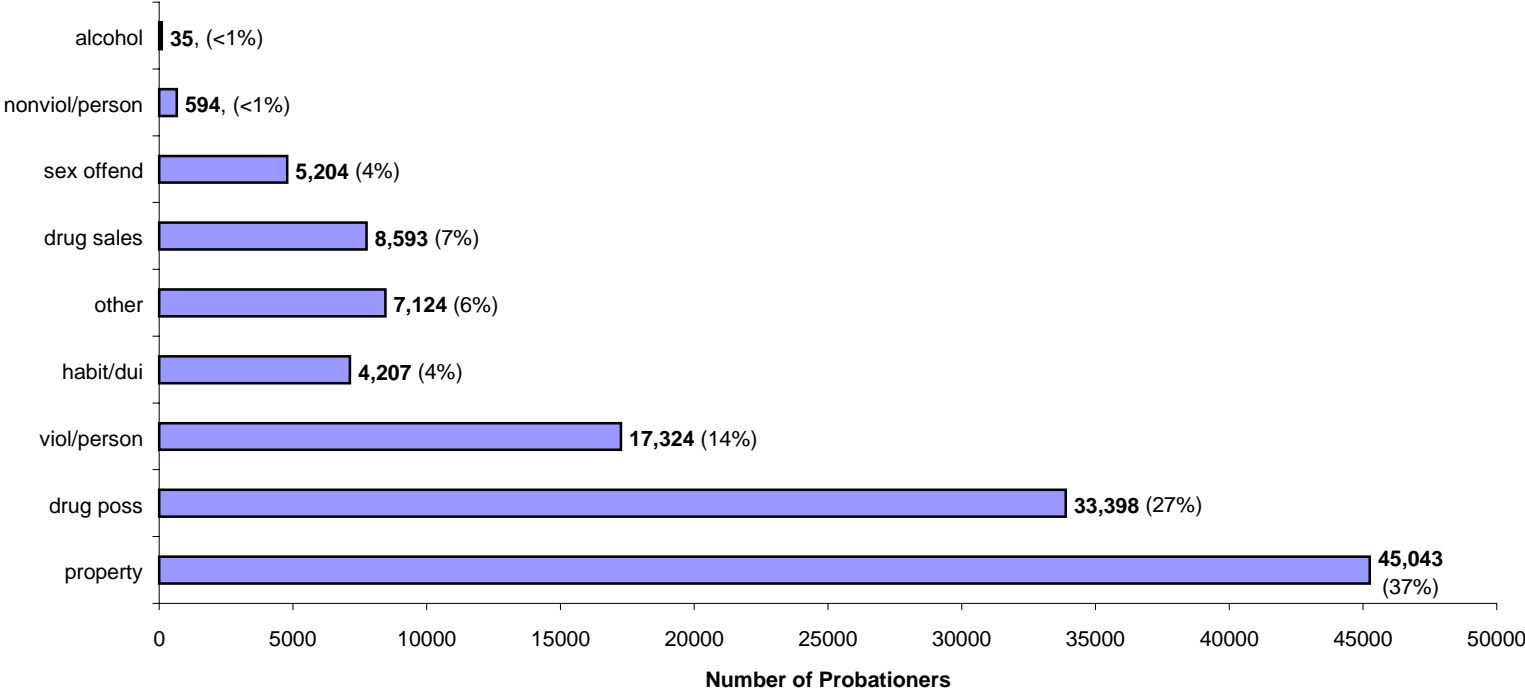
Active Probationer By Sentence Type



Active Probationers By Sentence Length



Active Probationers by Crime Type



Probationer Statistical Profile

Table of contents for Active & admin probationers, not in facilities

Title	Page
-----	----
Race and sex	2
Current supervision type	3
County of conviction	4
Circuit of conviction	9
Circuit of supervision	11
Sentence length in years	13
Time served in years	14
Time left to serve	15
Case type	16
Release type	17
First offender status	18
Type probationer	19
Most serious crime by group	20
Most serious offense	21
Most serious crime type	32

Probationer Statistical Profile

Sample: Active & admin probationers, not in facilities
Act probationers 06/18/2002

Requestor: Nancy Phillips, Statistician

Race and sex by current age & sex

Race and sex	M e n					W o m e n					Grand Total %
	age 00-21 %	age 22-39 %	age 40-98 %	age UNKWN %	Men Total %	age 00-21 %	age 22-39 %	age 40-98 %	age UNKWN %	Women Total %	
WHITE MALE	4464 43	25096 44	13934 50	0 0	43494 46	0 0	0 0	0 0	0 0	0 0	43494 36
NON WHITE MALE	5821 57	31603 56	14172 50	0 0	51596 54	0 0	0 0	0 0	0 0	0 0	51596 42
WHITE FEMALE	0 0	0 0	0 0	0 0	0 0	952 44	7867 47	4072 53	0 0	12891 49	12891 11
NON WHITE FEMALE	0 0	0 0	0 0	0 0	0 0	1215 56	8749 53	3576 47	0 0	13540 51	13540 11
Total reported	10285	56699	28106	0	95090	2167	16616	7648	0	26431	121521
Percent Reported	100.0	100.0	100.0		100.0	100.0	100.0	100.0		100.0	100.0
NOT REPORTED	0	0	1	0	1	0	0	0	0	0	1
Total	10285	56699	28107	0	95091	2167	16616	7648	0	26431	121522
AVERAGE W-AGE	19.90	29.68	47.63	.00	33.93	19.97	30.40	46.28	.00	34.14	33.97

*** Average age excludes missing dates of birth

Probationer Statistical Profile

Sample: Active & admin probationers, not in facilities
Act probationers 06/18/2002

Requestor: Nancy Phillips, Statistician

Current supervision type by current age & sex

Curr supv type	M e n							W o m e n							Grand Total %
	age 00-21 %	age 22-39 %	age 40-98 %	age UNKWN %	Men Total %	age 00-21 %	age 22-39 %	age 40-98 %	age UNKWN %	Women Total %					
UNSUPERVISED	68 1	1079 2	544 2	0 0	1691 2	9 0	276 2	103 1	0 0	388 1	2079 2				
WARRANT	0 0	2 0	0 0	0 0	2 0	0 0	0 0	0 0	0 0	0 0	2 0				
BC AFTERCARE	0 0	0 0	0 0	0 0	0 0	0 0	0 0	0 0	0 0	0 0	0 0				
HOME CONFINEMENT	0 0	1 0	0 0	0 0	1 0	0 0	0 0	1 0	0 0	1 0	2 0				
INTENSIVE	723 7	1846 3	686 2	0 0	3255 3	104 5	538 3	171 2	0 0	813 3	4068 3				
MAXIMUM	694 7	3150 6	1599 6	0 0	5443 6	50 2	442 3	181 2	0 0	673 3	6116 5				
HIGH	1357 13	5306 9	2586 9	0 0	9249 10	173 8	1020 6	414 5	0 0	1607 6	10856 9				
MEDIUM	51 0	150 0	76 0	0 0	277 0	8 0	43 0	16 0	0 0	67 0	344 0				
STANDARD	4743 46	14422 25	6786 24	0 0	25951 27	1398 65	6081 37	2388 31	0 0	9867 37	35818 29				
ADMINISTRATIVE	2481 24	29495 52	15215 54	0 0	47191 50	408 19	7991 48	4261 56	0 0	12660 48	59851 49				
FINANCIAL	0 0	16 0	63 0	0 0	79 0	0 0	2 0	2 0	0 0	4 0	83 0				
OBSOLETE CODES	0 0	0 0	0 0	0 0	0 0	0 0	0 0	0 0	0 0	0 0	0 0				
UNCLASSIFIED	168 2	1232 2	552 2	0 0	1952 2	17 1	223 1	111 1	0 0	351 1	2303 2				
Total reported	10285	56699	28107	0	95091	2167	16616	7648	0	26431	121522				
Percent Reported	100.0	100.0	100.0		100.0	100.0	100.0	100.0		100.0	100.0				
NOT REPORTED	0	0	0	0	0	0	0	0	0	0	0				
Total	10285	56699	28107	0	95091	2167	16616	7648	0	26431	121522				

Probationer Statistical Profile

Sample: Active & admin probationers, not in facilities
Act probationers 06/18/2002

Requestor: Nancy Phillips, Statistician

County of conviction by current age & sex

County	Men						Women						Grand Total	%								
	age 00-21	%	age 22-39	%	age 40-98	%	age 00-21	%	age 22-39	%	age 40-98	%			Women Total	%						
Appling	34	0	134	0	59	0	0	0	227	0	1	0	34	0	9	0	0	0	44	0	271	0
Atkinson	6	0	62	0	49	0	0	0	117	0	1	0	18	0	8	0	0	0	27	0	144	0
Bacon	15	0	60	0	31	0	0	0	106	0	1	0	10	0	4	0	0	0	15	0	121	0
Baker	2	0	38	0	18	0	0	0	58	0	0	0	4	0	1	0	0	0	5	0	63	0
Baldwin	126	1	576	1	234	1	0	0	936	1	19	1	134	1	78	1	0	0	231	1	1167	1
Banks	20	0	115	0	88	0	0	0	223	0	7	0	39	0	20	0	0	0	66	0	289	0
Barrow	42	0	282	0	196	1	0	0	520	1	13	1	102	1	53	1	0	0	168	1	688	1
Bartow	97	1	863	2	495	2	0	0	1455	2	22	1	294	2	113	1	0	0	429	2	1884	2
Ben Hill	22	0	162	0	86	0	0	0	270	0	8	0	48	0	20	0	0	0	76	0	346	0
Berrien	22	0	129	0	76	0	0	0	227	0	8	0	30	0	17	0	0	0	55	0	282	0
Bibb	262	3	1616	3	806	3	0	0	2684	3	55	3	504	3	234	3	0	0	793	3	3477	3
Bleckley	21	0	107	0	44	0	0	0	172	0	5	0	38	0	12	0	0	0	55	0	227	0
Brantley	10	0	56	0	39	0	0	0	105	0	0	0	15	0	5	0	0	0	20	0	125	0
Brooks	37	0	160	0	62	0	0	0	259	0	2	0	23	0	14	0	0	0	39	0	298	0
Bryan	15	0	65	0	37	0	0	0	117	0	3	0	14	0	11	0	0	0	28	0	145	0
Bulloch	127	1	500	1	154	1	0	0	781	1	15	1	141	1	42	1	0	0	198	1	979	1
Burke	25	0	118	0	53	0	0	0	196	0	2	0	25	0	13	0	0	0	40	0	236	0
Butts	21	0	164	0	79	0	0	0	264	0	5	0	43	0	26	0	0	0	74	0	338	0
Calhoun	10	0	73	0	37	0	0	0	120	0	2	0	22	0	8	0	0	0	32	0	152	0
Camden	43	0	209	0	81	0	0	0	333	0	3	0	48	0	28	0	0	0	79	0	412	0
Candler	12	0	64	0	39	0	0	0	115	0	4	0	34	0	9	0	0	0	47	0	162	0
Carroll	100	1	474	1	219	1	0	0	793	1	23	1	144	1	75	1	0	0	242	1	1035	1
Catoosa	49	0	319	1	127	0	0	0	495	1	16	1	106	1	55	1	0	0	177	1	672	1
Charlton	6	0	60	0	26	0	0	0	92	0	0	0	5	0	7	0	0	0	12	0	104	0
Chatham	393	4	1532	3	737	3	0	0	2662	3	90	4	597	4	295	4	0	0	982	4	3644	3
Chattahoochee	6	0	20	0	11	0	0	0	37	0	1	0	7	0	4	0	0	0	12	0	49	0
Chatooga	32	0	208	0	120	0	0	0	360	0	13	1	63	0	28	0	0	0	104	0	464	0
Cherokee	194	2	786	1	381	1	0	0	1361	1	41	2	226	1	117	2	0	0	384	1	1745	1
Clarke	120	1	564	1	240	1	0	0	924	1	23	1	166	1	51	1	0	0	240	1	1164	1
Clay	11	0	34	0	22	0	0	0	67	0	1	0	5	0	6	0	0	0	12	0	79	0
Clayton	281	3	824	1	372	1	0	0	1477	2	109	5	397	2	131	2	0	0	637	2	2114	2
Clinch	17	0	79	0	57	0	0	0	153	0	5	0	24	0	6	0	0	0	35	0	188	0
Cobb	734	7	4364	8	2141	8	0	0	7239	8	161	7	1299	8	628	8	0	0	2088	8	9327	8
Coffee	35	0	237	0	134	0	0	0	406	0	3	0	71	0	40	1	0	0	114	0	520	0

(continued)

Probationer Statistical Profile

Sample: Active & admin probationers, not in facilities
Act probationers 06/18/2002

Requestor: Nancy Phillips, Statistician

County of conviction by current age & sex (continued)

County	Men							Women							Grand Total	%
	age	%	age	%	age	%	UNKWN	Men	age	%	age	%	age	%		
	00-21		22-39		40-98			Total	00-21		22-39		40-98		UNKWN	Total
Colquit	101	1	433	1	217	1	0	751	11	1	88	1	44	1	0	143
Columbia	83	1	321	1	123	0	0	527	15	1	77	0	51	1	0	143
Cook	28	0	235	0	110	0	0	373	2	0	60	0	21	0	0	83
Coweta	98	1	409	1	213	1	0	720	24	1	158	1	57	1	0	239
Crawford	9	0	55	0	25	0	0	89	2	0	7	0	5	0	0	14
Crisp	70	1	255	0	129	0	0	454	14	1	81	0	29	0	0	124
Dade	35	0	140	0	72	0	0	247	3	0	53	0	14	0	0	70
Dawson	11	0	101	0	73	0	0	185	5	0	41	0	18	0	0	64
Decatur	37	0	340	1	179	1	0	556	12	1	90	1	38	0	0	140
DeKalb	604	6	2641	5	1257	4	0	4502	157	7	804	5	315	4	0	1276
Dodge	23	0	141	0	75	0	0	239	12	1	53	0	23	0	0	88
Dooly	23	0	106	0	53	0	0	182	1	0	27	0	14	0	0	42
Dougherty	326	3	1982	3	995	4	0	3303	54	2	611	4	262	3	0	927
Douglas	194	2	1366	2	803	3	0	2363	58	3	467	3	239	3	0	764
Early	36	0	117	0	68	0	0	221	2	0	41	0	24	0	0	67
Echols	3	0	19	0	13	0	0	35	1	0	2	0	2	0	0	5
Effingham	49	0	173	0	100	0	0	322	10	0	53	0	31	0	0	94
Elbert	25	0	215	0	139	0	0	379	2	0	55	0	37	0	0	94
Emanuel	33	0	121	0	57	0	0	211	5	0	37	0	17	0	0	59
Evans	16	0	36	0	18	0	0	70	3	0	13	0	4	0	0	20
Fannin	22	0	161	0	121	0	0	304	4	0	69	0	19	0	0	92
Fayette	89	1	390	1	150	1	0	629	22	1	158	1	68	1	0	248
Floyd	104	1	867	2	487	2	0	1458	33	2	305	2	155	2	0	493
Forsyth	58	1	354	1	196	1	0	608	8	0	124	1	56	1	0	188
Franklin	23	0	193	0	107	0	0	323	4	0	43	0	23	0	0	70
Fulton	657	6	4432	8	2105	7	0	7194	82	4	833	5	475	6	0	1390
Gilmer	33	0	235	0	127	0	0	395	10	0	72	0	43	1	0	125
Glascocock	2	0	7	0	3	0	0	12	0	0	0	0	0	0	0	0
Glynn	123	1	608	1	278	1	0	1009	21	1	168	1	73	1	0	262
Gordon	57	1	494	1	282	1	0	833	14	1	188	1	85	1	0	287
Grady	30	0	204	0	108	0	0	342	2	0	51	0	23	0	0	76
Greene	44	0	194	0	86	0	0	324	5	0	45	0	20	0	0	70
Gwinnett	488	5	2773	5	1154	4	0	4415	104	5	787	5	339	4	0	1230
Habersham	31	0	121	0	80	0	0	232	11	1	34	0	20	0	0	65
Hall	118	1	646	1	386	1	0	1150	33	2	253	2	107	1	0	393

(continued)

Probationer Statistical Profile

Sample: Active & admin probationers, not in facilities
Act probationers 06/18/2002

Requestor: Nancy Phillips, Statistician

County of conviction by current age & sex (continued)

County	Men					Women					Grand Total	%
	age 00-21	age 22-39	age 40-98	age UNKWN	Men Total	age 00-21	age 22-39	age 40-98	age UNKWN	Women Total		
Hancock	14	68	33	0	115	1	7	4	0	12	127	
Haralson	28	167	139	0	334	2	43	26	0	71	405	
Harris	28	113	60	0	201	5	17	12	0	34	235	
Hart	15	141	69	0	225	2	26	21	0	49	274	
Heard	6	43	36	0	85	1	11	5	0	17	102	
Henry	150	721	287	0	1158	42	197	89	0	328	1486	
Houston	141	674	324	0	1139	36	242	90	0	368	1507	
Irwin	15	76	52	0	143	1	12	8	0	21	164	
Jackson	47	258	151	0	456	6	98	35	0	139	595	
Jasper	20	59	35	0	114	0	11	5	0	16	130	
Jeff Davis	11	111	55	0	177	0	22	11	0	33	210	
Jefferson	33	141	69	0	243	1	22	6	0	29	272	
Jenkins	13	92	32	0	137	4	19	6	0	29	166	
Johnson	13	104	28	0	145	2	17	8	0	27	172	
Jones	25	206	99	0	330	4	31	22	0	57	387	
Lamar	18	179	59	0	256	8	35	10	0	53	309	
Lanier	14	102	53	0	169	3	19	11	0	33	202	
Laurens	76	378	199	0	653	4	78	32	0	114	767	
Lee	41	212	112	0	365	5	32	16	0	53	418	
Liberty	47	159	57	0	263	5	50	19	0	74	337	
Lincoln	11	52	27	0	90	0	8	8	0	16	106	
Long	14	35	25	0	74	2	8	6	0	16	90	
Lowndes	231	1047	414	0	1692	53	296	116	0	465	2157	
Lumpkin	13	155	90	0	258	3	50	25	0	78	336	
Macon	15	145	123	0	283	3	25	14	0	42	325	
Madison	36	148	95	0	279	2	39	21	0	62	341	
Marion	11	52	21	0	84	2	9	4	0	15	99	
McDuffie	19	179	71	0	269	3	38	19	0	60	329	
McIntosh	6	50	40	0	96	8	21	13	0	42	138	
Meriwether	35	145	85	0	265	4	32	23	0	59	324	
Miller	14	68	25	0	107	3	15	6	0	24	131	
Mitchell	34	341	141	0	516	8	62	32	0	102	618	
Monroe	12	205	85	0	302	4	58	17	0	79	381	
Montgomery	15	59	23	0	97	1	12	7	0	20	117	
Morgan	13	136	64	0	213	1	18	14	0	33	246	

(continued)

Probationer Statistical Profile

Sample: Active & admin probationers, not in facilities
Act probationers 06/18/2002

Requestor: Nancy Phillips, Statistician

County of conviction by current age & sex (continued)

County	Men							Women							Grand Total	%						
	age 00-21	%	age 22-39	%	age 40-98	%	UNKWN	Men Total	%	age 00-21	%	age 22-39	%	age 40-98			%	UNKWN	Women Total	%		
Murray	27	0	137	0	64	0	0	0	228	0	3	0	43	0	20	0	0	0	66	0	294	0
Muscogee	286	3	1336	2	707	3	0	0	2329	2	78	4	525	3	253	3	0	0	856	3	3185	3
Newton	65	1	782	1	451	2	0	0	1298	1	17	1	209	1	106	1	0	0	332	1	1630	1
Oconee	5	0	61	0	32	0	0	0	98	0	3	0	17	0	8	0	0	0	28	0	126	0
Oglethrope	11	0	86	0	38	0	0	0	135	0	2	0	8	0	11	0	0	0	21	0	156	0
Paulding	53	1	299	1	168	1	0	0	520	1	5	0	55	0	39	1	0	0	99	0	619	1
Peach	25	0	159	0	65	0	0	0	249	0	0	0	34	0	15	0	0	0	49	0	298	0
Pickens	28	0	146	0	98	0	0	0	272	0	4	0	62	0	23	0	0	0	89	0	361	0
Pierce	15	0	54	0	27	0	0	0	96	0	1	0	22	0	6	0	0	0	29	0	125	0
Pike	6	0	49	0	20	0	0	0	75	0	0	0	7	0	5	0	0	0	12	0	87	0
Polk	33	0	339	1	208	1	0	0	580	1	5	0	67	0	45	1	0	0	117	0	697	1
Pulaski	22	0	70	0	38	0	0	0	130	0	3	0	22	0	9	0	0	0	34	0	164	0
Putnam	32	0	236	0	115	0	0	0	383	0	10	0	33	0	25	0	0	0	68	0	451	0
Quitman	1	0	16	0	11	0	0	0	28	0	2	0	3	0	6	0	0	0	11	0	39	0
Rabun	21	0	68	0	50	0	0	0	139	0	3	0	16	0	18	0	0	0	37	0	176	0
Randolph	12	0	82	0	34	0	0	0	128	0	2	0	23	0	13	0	0	0	38	0	166	0
Richmond	290	3	1317	2	629	2	0	0	2236	2	91	4	502	3	227	3	0	0	820	3	3056	3
Rockdale	75	1	325	1	148	1	0	0	548	1	26	1	116	1	52	1	0	0	194	1	742	1
Schely	6	0	55	0	31	0	0	0	92	0	1	0	13	0	5	0	0	0	19	0	111	0
Screven	25	0	138	0	75	0	0	0	238	0	5	0	34	0	28	0	0	0	67	0	305	0
Seminole	23	0	107	0	47	0	0	0	177	0	3	0	27	0	10	0	0	0	40	0	217	0
Spalding	75	1	468	1	218	1	0	0	761	1	15	1	156	1	72	1	0	0	243	1	1004	1
Stephens	29	0	144	0	81	0	0	0	254	0	4	0	51	0	24	0	0	0	79	0	333	0
Stewart	6	0	72	0	46	0	0	0	124	0	1	0	13	0	10	0	0	0	24	0	148	0
Sumter	77	1	557	1	355	1	0	0	989	1	11	1	166	1	88	1	0	0	265	1	1254	1
Talbot	8	0	43	0	20	0	0	0	71	0	0	0	4	0	6	0	0	0	10	0	81	0
Taliaferro	2	0	8	0	5	0	0	0	15	0	1	0	1	0	0	0	0	0	2	0	17	0
Tattnall	18	0	71	0	51	0	0	0	140	0	3	0	9	0	9	0	0	0	21	0	161	0
Taylor	10	0	73	0	38	0	0	0	121	0	4	0	8	0	2	0	0	0	14	0	135	0
Telfair	17	0	132	0	53	0	0	0	202	0	4	0	44	0	19	0	0	0	67	0	269	0
Terrell	18	0	137	0	43	0	0	0	198	0	6	0	37	0	15	0	0	0	58	0	256	0
Thomas	114	1	667	1	287	1	0	0	1068	1	19	1	153	1	61	1	0	0	233	1	1301	1
Tift	31	0	337	1	169	1	0	0	537	1	2	0	91	1	36	0	0	0	129	0	666	1
Toombs	43	0	164	0	98	0	0	0	305	0	14	1	67	0	21	0	0	0	102	0	407	0
Towns	9	0	49	0	23	0	0	0	81	0	1	0	19	0	6	0	0	0	26	0	107	0

(continued)

Probationer Statistical Profile

Sample: Active & admin probationers, not in facilities
Act probationers 06/18/2002

Requestor: Nancy Phillips, Statistician

County of conviction by current age & sex (continued)

County	Men					Women					Grand Total %
	age 00-21 %	age 22-39 %	age 40-98 %	age UNKWN %	Men Total %	age 00-21 %	age 22-39 %	age 40-98 %	age UNKWN %	Women Total %	
Treutlen	11 0	73 0	49 0	0 0	133 0	2 0	20 0	12 0	0 0	34 0	167 0
Troup	129 1	426 1	222 1	0 0	777 1	24 1	183 1	77 1	0 0	284 1	1061 1
Turner	17 0	93 0	35 0	0 0	145 0	3 0	14 0	9 0	0 0	26 0	171 0
Twiggs	4 0	72 0	33 0	0 0	109 0	2 0	16 0	8 0	0 0	26 0	135 0
Union	17 0	78 0	50 0	0 0	145 0	6 0	24 0	19 0	0 0	49 0	194 0
Upson	50 0	132 0	62 0	0 0	244 0	9 0	44 0	15 0	0 0	68 0	312 0
Walker	68 1	370 1	202 1	0 0	640 1	17 1	113 1	46 1	0 0	176 1	816 1
Walton	89 1	648 1	365 1	0 0	1102 1	9 0	149 1	67 1	0 0	225 1	1327 1
Ware	27 0	232 0	126 0	0 0	385 0	7 0	84 1	30 0	0 0	121 0	506 0
Warren	10 0	40 0	24 0	0 0	74 0	0 0	3 0	1 0	0 0	4 0	78 0
Washington	31 0	119 0	55 0	0 0	205 0	1 0	37 0	25 0	0 0	63 0	268 0
Wayne	34 0	238 0	113 0	0 0	385 0	10 0	57 0	28 0	0 0	95 0	480 0
Webster	8 0	30 0	30 0	0 0	68 0	0 0	7 0	1 0	0 0	8 0	76 0
Wheeler	5 0	26 0	24 0	0 0	55 0	1 0	7 0	6 0	0 0	14 0	69 0
White	23 0	110 0	81 0	0 0	214 0	3 0	34 0	14 0	0 0	51 0	265 0
Whitfield	112 1	640 1	277 1	0 0	1029 1	27 1	230 1	92 1	0 0	349 1	1378 1
Wilcox	13 0	58 0	27 0	0 0	98 0	0 0	5 0	3 0	0 0	8 0	106 0
Wilkes	15 0	61 0	43 0	0 0	119 0	2 0	11 0	11 0	0 0	24 0	143 0
Wilkinson	15 0	82 0	40 0	0 0	137 0	1 0	23 0	9 0	0 0	33 0	170 0
Worth	25 0	153 0	87 0	0 0	265 0	4 0	25 0	18 0	0 0	47 0	312 0
Out of state	200 2	1470 3	597 2	0 0	2267 2	53 2	515 3	181 2	0 0	749 3	3016 2
Total reported	10285	56695	28102	0	95082	2167	16616	7645	0	26428	121510
Percent Reported	100.0	100.0	100.0		100.0	100.0	100.0	100.0		100.0	100.0
Not reported	0	4	5	0	9	0	0	3	0	3	12
Total	10285	56699	28107	0	95091	2167	16616	7648	0	26431	121522

Probationer Statistical Profile

Sample: Active & admin probationers, not in facilities
Act probationers 06/18/2002

Requestor: Nancy Phillips, Statistician

Circuit of conviction by current age & sex

Circuit of conv	Men								Women								Grand Total	%				
	age	%	age	%	age	%	age	%	Men	Men	age	%	age	%	Women	Women						
	00-21		22-39		40-98		UNKWN		Total	Total	00-21		22-39		40-98		UNKWN		Total	Total		
Alapaha	87	1	607	1	345	1	0	0	1039	1	19	1	151	1	63	1	0	0	233	1	1272	1
Alcovy	154	2	1430	3	816	3	0	0	2400	3	26	1	358	2	173	2	0	0	557	2	2957	2
Atlanta	657	7	4432	8	2105	8	0	0	7194	8	82	4	833	5	475	6	0	0	1390	5	8584	7
Atlantic	116	1	416	1	228	1	0	0	760	1	24	1	115	1	62	1	0	0	201	1	961	1
Augusta	398	4	1756	3	805	3	0	0	2959	3	108	5	604	4	291	4	0	0	1003	4	3962	3
Blue Ridge	194	2	786	1	381	1	0	0	1361	1	41	2	226	1	117	2	0	0	384	1	1745	1
Brunswick	245	2	1300	2	586	2	0	0	2131	2	35	2	329	2	149	2	0	0	513	2	2644	2
Chattahoochee	349	3	1636	3	857	3	0	0	2842	3	90	4	570	4	281	4	0	0	941	4	3783	3
Cherokee	154	2	1357	2	777	3	0	0	2288	2	36	2	482	3	198	3	0	0	716	3	3004	3
Clayton	280	3	822	1	371	1	0	0	1473	2	108	5	397	2	131	2	0	0	636	2	2109	2
Cobb	734	7	4360	8	2136	8	0	0	7230	8	161	8	1297	8	627	8	0	0	2085	8	9315	8
Conasauga	139	1	777	1	341	1	0	0	1257	1	30	1	273	2	112	1	0	0	415	2	1672	1
Cordele	128	1	581	1	295	1	0	0	1004	1	23	1	161	1	66	1	0	0	250	1	1254	1
Coweta	368	4	1497	3	775	3	0	0	2640	3	76	4	528	3	237	3	0	0	841	3	3481	3
Dougherty	326	3	1982	4	995	4	0	0	3303	4	54	3	611	4	262	4	0	0	927	4	4230	4
Dublin	104	1	627	1	309	1	0	0	1040	1	10	0	131	1	60	1	0	0	201	1	1241	1
Eastern	393	4	1532	3	737	3	0	0	2662	3	90	4	597	4	295	4	0	0	982	4	3644	3
Flint	150	1	721	1	287	1	0	0	1158	1	42	2	197	1	89	1	0	0	328	1	1486	1
Griffin	220	2	1039	2	450	2	0	0	1709	2	46	2	365	2	160	2	0	0	571	2	2280	2
Gwinnett	488	5	2773	5	1154	4	0	0	4415	5	104	5	787	5	338	5	0	0	1229	5	5644	5
Houston	141	1	674	1	324	1	0	0	1139	1	36	2	242	2	90	1	0	0	368	1	1507	1
Lookout Mountain	184	2	1037	2	521	2	0	0	1742	2	49	2	335	2	143	2	0	0	527	2	2269	2
Macon	296	3	1830	3	896	3	0	0	3022	3	57	3	545	3	254	3	0	0	856	3	3878	3
Middle	152	2	609	1	318	1	0	0	1079	1	25	1	197	1	78	1	0	0	300	1	1379	1
Mountain	81	1	333	1	211	1	0	0	625	1	18	1	101	1	62	1	0	0	181	1	806	1
Northeastern	129	1	747	1	459	2	0	0	1335	1	38	2	294	2	125	2	0	0	457	2	1792	2
Northern	110	1	783	1	448	2	0	0	1341	1	12	1	171	1	113	2	0	0	296	1	1637	1
Ocmulgee	289	3	1557	3	706	3	0	0	2552	3	41	2	302	2	177	2	0	0	520	2	3072	3
Oconee	103	1	535	1	257	1	0	0	895	1	26	1	176	1	76	1	0	0	278	1	1173	1
Ogeechee	214	2	903	2	361	1	0	0	1478	2	34	2	247	2	107	1	0	0	388	2	1866	2
Pataula	115	1	561	1	250	1	0	0	926	1	19	1	151	1	80	1	0	0	250	1	1176	1
Piedmont	109	1	655	1	435	2	0	0	1199	1	26	1	239	1	108	1	0	0	373	1	1572	1
Rome	104	1	867	2	487	2	0	0	1458	2	33	2	305	2	155	2	0	0	493	2	1951	2
South Georgia	113	1	996	2	483	2	0	0	1592	2	24	1	229	1	102	1	0	0	355	1	1947	2

(continued)

Probationer Statistical Profile

Sample: Active & admin probationers, not in facilities
Act probationers 06/18/2002

Requestor: Nancy Phillips, Statistician

Circuit of conviction by current age & sex (continued)

Circuit of conv	Men								Women								Grand Total %
	age 00-21 %	age 22-39 %	age 40-98 %	age UNKWN %	Men Total %	age 00-21 %	age 22-39 %	age 40-98 %	age UNKWN %	Women Total %							
Southern	486 5	2326 4	993 4	0 0	3805 4	86 4	562 3	237 3	0 0	885 3	4690 4						
Southwestern	153 2	1071 2	697 3	0 0	1921 2	21 1	256 2	134 2	0 0	411 2	2332 2						
Stone Mountain	604 6	2641 5	1257 5	0 0	4502 5	157 7	804 5	315 4	0 0	1276 5	5778 5						
Tallapoosa	114 1	805 1	515 2	0 0	1434 2	12 1	165 1	110 1	0 0	287 1	1721 1						
Tifton	88 1	659 1	343 1	0 0	1090 1	10 0	142 1	71 1	0 0	223 1	1313 1						
Toombs	59 1	347 1	173 1	0 0	579 1	6 0	61 0	39 1	0 0	106 0	685 1						
Waycross	108 1	699 1	383 1	0 0	1190 1	12 1	207 1	92 1	0 0	311 1	1501 1						
Western	125 1	625 1	272 1	0 0	1022 1	26 1	183 1	59 1	0 0	268 1	1290 1						
Rockdale	75 1	325 1	148 1	0 0	548 1	26 1	116 1	52 1	0 0	194 1	742 1						
Douglas	194 2	1366 2	803 3	0 0	2363 3	58 3	467 3	239 3	0 0	764 3	3127 3						
Appalachian	83 1	542 1	346 1	0 0	971 1	18 1	203 1	85 1	0 0	306 1	1277 1						
Enotah	62 1	392 1	244 1	0 0	698 1	13 1	127 1	64 1	0 0	204 1	902 1						
Forsyth-Bell	58 1	354 1	196 1	0 0	608 1	8 0	124 1	56 1	0 0	188 1	796 1						
Towaliga	51 1	548 1	223 1	0 0	822 1	17 1	136 1	53 1	0 0	206 1	1028 1						
OUT OF STATE	200 2	1470 3	597 2	0 0	2267 2	53 3	515 3	181 2	0 0	749 3	3016 3						
Total reported	10284	56688	28096	0	95068	2166	16614	7643	0	26423	121491						
Percent Reported	100.0	100.0	100.0		100.0	100.0	100.0	99.9		100.0	100.0						
NOT REPORTED	1	11	11	0	23	1	2	5	0	8	31						
Total	10285	56699	28107	0	95091	2167	16616	7648	0	26431	121522						

Probationer Statistical Profile

Sample: Active & admin probationers, not in facilities
Act probationers 06/18/2002

Requestor: Nancy Phillips, Statistician

Circuit of supervision by current age & sex

Circuit of supv	Men								Women								Grand Total	%				
	age	%	age	%	age	%	age	%	Men	Women	age	%	age	%	Women	Total			%			
	00-21	22-39	40-98	UNKWN	00-21	22-39	40-98	UNKWN	00-21	22-39	40-98	UNKWN	00-21	22-39	40-98	UNKWN	Total	%				
Alapaha	84	1	596	1	324	1	0	0	1004	1	13	1	136	1	62	1	0	0	211	1	1215	1
Alcovy	136	1	1291	2	749	3	0	0	2176	2	29	1	343	2	168	2	0	0	540	2	2716	2
Atlanta	801	8	5466	10	2554	9	0	0	8821	9	135	6	1202	7	592	8	0	0	1929	7	10750	9
Atlantic	125	1	464	1	236	1	0	0	825	1	27	1	133	1	63	1	0	0	223	1	1048	1
Augusta	401	4	1869	3	847	3	0	0	3117	3	110	5	619	4	290	4	0	0	1019	4	4136	3
Blue Ridge	164	2	702	1	366	1	0	0	1232	1	35	2	215	1	119	2	0	0	369	1	1601	1
Brunswick	247	2	1332	2	612	2	0	0	2191	2	41	2	359	2	164	2	0	0	564	2	2755	2
Chattahoochee	350	3	1681	3	875	3	0	0	2906	3	95	4	582	4	282	4	0	0	959	4	3865	3
Cherokee	177	2	1391	2	767	3	0	0	2335	2	35	2	449	3	186	2	0	0	670	3	3005	2
Clayton	266	3	968	2	411	1	0	0	1645	2	93	4	394	2	134	2	0	0	621	2	2266	2
Cobb	698	7	4083	7	1958	7	0	0	6739	7	142	7	1173	7	570	7	0	0	1885	7	8624	7
Conasauga	154	2	875	2	382	1	0	0	1411	1	33	2	300	2	122	2	0	0	455	2	1866	2
Cordele	122	1	535	1	288	1	0	0	945	1	21	1	149	1	62	1	0	0	232	1	1177	1
Coweta	374	4	1563	3	811	3	0	0	2748	3	87	4	573	3	250	3	0	0	910	3	3658	3
Dougherty	316	3	1883	3	974	3	0	0	3173	3	57	3	590	4	243	3	0	0	890	3	4063	3
Dublin	97	1	608	1	333	1	0	0	1038	1	11	1	137	1	64	1	0	0	212	1	1250	1
Eastern	405	4	1596	3	749	3	0	0	2750	3	88	4	598	4	291	4	0	0	977	4	3727	3
Flint	146	1	695	1	292	1	0	0	1133	1	29	1	215	1	77	1	0	0	321	1	1454	1
Griffin	208	2	967	2	461	2	0	0	1636	2	50	2	335	2	143	2	0	0	528	2	2164	2
Gwinnett	504	5	2843	5	1173	4	0	0	4520	5	118	5	837	5	350	5	0	0	1305	5	5825	5
Houston	132	1	606	1	297	1	0	0	1035	1	30	1	224	1	78	1	0	0	332	1	1367	1
Lookout Mountain	181	2	1044	2	559	2	0	0	1784	2	43	2	345	2	143	2	0	0	531	2	2315	2
Macon	319	3	1932	3	933	3	0	0	3184	3	69	3	572	3	274	4	0	0	915	3	4099	3
Middle	160	2	631	1	346	1	0	0	1137	1	21	1	217	1	79	1	0	0	317	1	1454	1
Mountain	77	1	371	1	226	1	0	0	674	1	15	1	118	1	67	1	0	0	200	1	874	1
Northeastern	151	1	865	2	484	2	0	0	1500	2	43	2	338	2	147	2	0	0	528	2	2028	2
Northern	118	1	739	1	464	2	0	0	1321	1	14	1	196	1	113	1	0	0	323	1	1644	1
Ocmulgee	262	3	1445	3	672	2	0	0	2379	3	38	2	303	2	171	2	0	0	512	2	2891	2
Oconee	98	1	522	1	249	1	0	0	869	1	24	1	157	1	87	1	0	0	268	1	1137	1
Ogeechee	181	2	841	1	358	1	0	0	1380	1	36	2	242	1	115	2	0	0	393	1	1773	1
Pataula	113	1	587	1	263	1	0	0	963	1	23	1	162	1	79	1	0	0	264	1	1227	1
Piedmont	106	1	666	1	430	2	0	0	1202	1	21	1	216	1	99	1	0	0	336	1	1538	1
Rome	107	1	869	2	496	2	0	0	1472	2	33	2	308	2	153	2	0	0	494	2	1966	2
South Georgia	124	1	1026	2	466	2	0	0	1616	2	26	1	234	1	109	1	0	0	369	1	1985	2

(continued)

Probationer Statistical Profile

Sample: Active & admin probationers, not in facilities
Act probationers 06/18/2002

Requestor: Nancy Phillips, Statistician

Circuit of supervision by current age & sex (continued)

Circuit of supv	M e n								W o m e n								Grand					
	age	age	age	age	Men				age	age	age	age	Women		Grand							
	00-21	%	22-39	%	40-98	%	UNKWN	%	00-21	%	22-39	%	40-98	%	UNKWN	%	Total	%				
Southern	483	5	2317	4	1039	4	0	0	3839	4	88	4	580	3	231	3	0	0	899	3	4738	4
Southwestern	146	1	1018	2	650	2	0	0	1814	2	19	1	252	2	141	2	0	0	412	2	2226	2
Stone Mountain	659	6	3051	5	1407	5	0	0	5117	5	173	8	903	5	379	5	0	0	1455	6	6572	5
Tallapoosa	140	1	853	2	563	2	0	0	1556	2	21	1	230	1	131	2	0	0	382	1	1938	2
Tifton	101	1	703	1	337	1	0	0	1141	1	13	1	159	1	89	1	0	0	261	1	1402	1
Toombs	58	1	345	1	158	1	0	0	561	1	5	0	61	0	44	1	0	0	110	0	671	1
Waycross	125	1	738	1	404	1	0	0	1267	1	14	1	224	1	95	1	0	0	333	1	1600	1
Western	130	1	711	1	298	1	0	0	1139	1	26	1	178	1	67	1	0	0	271	1	1410	1
Rockdale	86	1	416	1	178	1	0	0	680	1	24	1	132	1	53	1	0	0	209	1	889	1
Douglas	159	2	1139	2	639	2	0	0	1937	2	38	2	349	2	186	2	0	0	573	2	2510	2
Appalachian	80	1	548	1	343	1	0	0	971	1	18	1	180	1	95	1	0	0	293	1	1264	1
Enotah	55	1	375	1	244	1	0	0	674	1	12	1	129	1	68	1	0	0	209	1	883	1
Forsyth-Bell	48	0	320	1	168	1	0	0	536	1	4	0	111	1	50	1	0	0	165	1	701	1
Towaliga	61	1	520	1	230	1	0	0	811	1	19	1	132	1	58	1	0	0	209	1	1020	1
Total reported	10235		56606		28063		0		94904		2159		16591		7633		0		26383		121287	

Probationer Statistical Profile

Sample: Active & admin probationers, not in facilities
Act probationers 06/18/2002

Requestor: Nancy Phillips, Statistician

Sentence length in years by current age & sex

Sentence (in years)	Men							Women							Grand Total %
	age 00-21 %	age 22-39 %	age 40-98 %	age UNKWN %	Men Total %	age 00-21 %	age 22-39 %	age 40-98 %	age UNKWN %	Women Total %					
0-1	46 0	227 0	124 0	0 0	397 0	10 0	70 0	27 0	0 0	107 0	504 0				
1.1-2	391 4	1756 3	708 3	0 0	2855 3	111 5	508 3	211 3	0 0	830 3	3685 3				
2.1-3	894 9	2924 5	1325 5	0 0	5143 5	285 13	1033 6	387 5	0 0	1705 6	6848 6				
3.1-4	1384 13	4951 9	2222 8	0 0	8557 9	433 20	2044 12	750 10	0 0	3227 12	11784 10				
4.1-5	1218 12	5807 10	2624 9	0 0	9649 10	249 11	1724 10	703 9	0 0	2676 10	12325 10				
5.1-6	3611 35	16960 30	7729 28	0 0	28300 30	706 33	5349 32	2240 29	0 0	8295 31	36595 30				
6.1-7	362 4	2795 5	1284 5	0 0	4441 5	73 3	749 5	335 4	0 0	1157 4	5598 5				
7.1-8	430 4	3388 6	1505 5	0 0	5323 6	63 3	814 5	365 5	0 0	1242 5	6565 5				
8.1-9	311 3	2585 5	1338 5	0 0	4234 4	41 2	664 4	344 5	0 0	1049 4	5283 4				
9.1-10	151 1	1398 2	822 3	0 0	2371 2	20 1	339 2	193 3	0 0	552 2	2923 2				
10.1-12	1196 12	8822 16	4560 16	0 0	14578 15	150 7	2447 15	1378 18	0 0	3975 15	18553 15				
12.1-15	63 1	1482 3	1027 4	0 0	2572 3	9 0	286 2	206 3	0 0	501 2	3073 3				
15.1-20	145 1	2029 4	1433 5	0 0	3607 4	8 0	357 2	287 4	0 0	652 2	4259 4				
20.1-OVER	83 1	1552 3	1312 5	0 0	2947 3	9 0	232 1	218 3	0 0	459 2	3406 3				
INDEFINITE	0 0	0 0	0 0	0 0	0 0	0 0	0 0	0 0	0 0	0 0	0 0				
Total reported	10285	56676	28013	0	94974	2167	16616	7644	0	26427	121401				
Percent Reported	100.0	100.0	99.7		99.9	100.0	100.0	99.9		100.0	99.9				
NOT REPORTED	0	23	94	0	117	0	0	4	0	4	121				
Total	10285	56699	28107	0	95091	2167	16616	7648	0	26431	121522				
AVERAGE EXCLUDING INDEFINITE	5.47	6.84	7.56	.00	6.91	4.65	6.14	6.99	.00	6.26	6.77				

Probationer Statistical Profile

Sample: Active & admin probationers, not in facilities
Act probationers 06/18/2002

Requestor: Nancy Phillips, Statistician

Time served in years by current age & sex

Time served (in yrs)	M e n					W o m e n					Grand Total %
	age 00-21 %	age 22-39 %	age 40-98 %	age UNKWN %	Men Total %	age 00-21 %	age 22-39 %	age 40-98 %	age UNKWN %	Women Total %	
0-1	5093 50	15806 28	6947 25	0 0	27846 29	1138 53	4963 30	1913 25	0 0	8014 30	35860 30
1.1-2	3090 30	13027 23	5772 21	0 0	21889 23	667 31	4101 25	1677 22	0 0	6445 24	28334 23
2.1-3	1509 15	9835 17	4698 17	0 0	16042 17	271 13	2939 18	1289 17	0 0	4499 17	20541 17
3.1-4	471 5	7121 13	3468 12	0 0	11060 12	83 4	1919 12	942 12	0 0	2944 11	14004 12
4.1-5	107 1	4363 8	1900 7	0 0	6370 7	7 0	1268 8	609 8	0 0	1884 7	8254 7
5.1-6	8 0	2153 4	1049 4	0 0	3210 3	1 0	488 3	301 4	0 0	790 3	4000 3
6.1-7	6 0	1384 2	858 3	0 0	2248 2	0 0	331 2	212 3	0 0	543 2	2791 2
7.1-8	0 0	941 2	618 2	0 0	1559 2	0 0	192 1	154 2	0 0	346 1	1905 2
8.1-9	0 0	652 1	552 2	0 0	1204 1	0 0	150 1	140 2	0 0	290 1	1494 1
9.1-10	1 0	443 1	447 2	0 0	891 1	0 0	108 1	133 2	0 0	241 1	1132 1
10.1-12	0 0	503 1	647 2	0 0	1150 1	0 0	85 1	103 1	0 0	188 1	1338 1
12.1-15	0 0	297 1	557 2	0 0	854 1	0 0	37 0	89 1	0 0	126 0	980 1
15.1-20	0 0	102 0	413 1	0 0	515 1	0 0	20 0	50 1	0 0	70 0	585 0
20.1-OVER	0 0	71 0	180 1	0 0	251 0	0 0	14 0	36 0	0 0	50 0	301 0
Total reported	10285	56698	28106	0	95089	2167	16615	7648	0	26430	121519
Percent Reported	100.0	100.0	100.0		100.0	100.0	100.0	100.0		100.0	100.0
NOT REPORTED	0	1	1	0	2	0	1	0	0	1	3
Total	10285	56699	28107	0	95091	2167	16616	7648	0	26431	121522
AVERAGE TIME SERVED	1.23	2.66	3.55	.00	2.77	1.15	2.39	3.28	.00	2.54	2.72

Probationer Statistical Profile

Sample: Active & admin probationers, not in facilities
Act probationers 06/18/2002

Requestor: Nancy Phillips, Statistician

Time left to serve by current age & sex

Time left (in years)	M e n					W o m e n					Grand Total %
	age 00-21 %	age 22-39 %	age 40-98 %	age UNKWN %	Men Total %	age 00-21 %	age 22-39 %	age 40-98 %	age UNKWN %	Women Total %	
0-1	964 9	9272 16	4764 17	0 0	15000 16	280 13	2984 18	1363 18	0 0	4627 18	19627 16
1.1-2	1434 14	9721 17	4653 17	0 0	15808 17	425 20	2962 18	1335 17	0 0	4722 18	20530 17
2.1-3	1786 17	8899 16	4421 16	0 0	15106 16	412 19	2828 17	1240 16	0 0	4480 17	19586 16
3.1-4	1790 17	7825 14	3727 13	0 0	13342 14	341 16	2283 14	1041 14	0 0	3665 14	17007 14
4.1-5	1924 19	6943 12	3128 11	0 0	11995 13	389 18	2120 13	874 11	0 0	3383 13	15378 13
5.1-6	356 3	2927 5	1484 5	0 0	4767 5	50 2	759 5	382 5	0 0	1191 5	5958 5
6.1-7	400 4	2683 5	1237 4	0 0	4320 5	65 3	658 4	336 4	0 0	1059 4	5379 4
7.1-8	399 4	2185 4	1142 4	0 0	3726 4	45 2	553 3	281 4	0 0	879 3	4605 4
8.1-9	491 5	1943 3	997 4	0 0	3431 4	51 2	521 3	260 3	0 0	832 3	4263 4
9.1-10	456 4	1640 3	819 3	0 0	2915 3	84 4	494 3	235 3	0 0	813 3	3728 3
10.1-12	60 1	771 1	455 2	0 0	1286 1	2 0	127 1	79 1	0 0	208 1	1494 1
12.1-15	133 1	963 2	555 2	0 0	1651 2	14 1	167 1	94 1	0 0	275 1	1926 2
15.1-20	81 1	579 1	405 1	0 0	1065 1	7 0	109 1	75 1	0 0	191 1	1256 1
20.1-OVER	10 0	302 1	206 1	0 0	518 1	1 0	41 0	45 1	0 0	87 0	605 0
INDEFINITE	0 0	0 0	0 0	0 0	0 0	0 0	0 0	0 0	0 0	0 0	0 0
NONE	1 0	23 0	18 0	0 0	42 0	1 0	10 0	4 0	0 0	15 0	57 0
Total reported	10285	56676	28011	0	94972	2167	16616	7644	0	26427	121399
Percent Reported	100.0	100.0	99.7		99.9	100.0	100.0	99.9		100.0	99.9
NOT REPORTED	0	23	96	0	119	0	0	4	0	4	123
Total	10285	56699	28107	0	95091	2167	16616	7648	0	26431	121522
AVERAGE EXCLUDING INDEFINITE, NONE	4.15	3.93	4.08	.00	4.00	3.45	3.57	3.80	.00	3.62	3.92

Probationer Statistical Profile

Sample: Active & admin probationers, not in facilities
Act probationers 06/18/2002

Requestor: Nancy Phillips, Statistician

Case type by current age & sex

Case type	Men				Women				Grand Total	%
	age 00-21	age 22-39	age 40-98	age UNKWN	age 00-21	age 22-39	age 40-98	age UNKWN		
PRESENTENCE	0	0	0	0	0	0	0	0	0	0
SPLIT SENTENCE	171	2	5583	10	4177	15	0	0	9931	10
STRAIGHT SENTENCE	9913	96	49602	87	23249	83	0	0	82764	87
ABANDONMENT&BASTARDY	0	0	22	0	69	0	0	0	91	0
OUT OF STATE PROB	200	2	1482	3	606	2	0	0	2288	2
OUT OF STATE A&B	0	0	0	0	1	0	0	0	1	0
SUSPENDED SENTENCE	1	0	10	0	5	0	0	0	16	0
Total reported	10285		56699		28107		0		95091	
Percent Reported	100.0		100.0		100.0				100.0	
NOT REPORTED	0		0		0		0		0	
Total	10285		56699		28107		0		95091	

Probationer Statistical Profile

Sample: Active & admin probationers, not in facilities
Act probationers 06/18/2002

Requestor: Nancy Phillips, Statistician

Release type by current age & sex

Release type	Men					Women					Grand Total	%
	age 00-21	age 22-39	age 40-98	age UNKWN	Men Total	age 00-21	age 22-39	age 40-98	age UNKWN	Women Total		
TRANSF OUT OF STATE	0	0	0	0	0	0	0	0	0	0	0	0
REVOKED (TECHNICAL)	0	0	0	0	0	0	0	0	0	0	0	0
REVOKED (NEW SENT)	0	0	0	0	0	0	0	0	0	0	0	0
REVOKED (NEW CRIME)	0	0	0	0	0	0	0	0	0	0	0	0
ABSCONDED (TOLLED)	0	0	0	0	0	0	0	0	0	0	0	0
ABSCONDED (NON-TOLL)	0	0	0	0	0	0	0	0	0	0	0	0
TERMINATED BY COURT	0	0	0	0	0	0	0	0	0	0	0	0
OUT OF STATE TERM	0	0	0	0	0	0	0	0	0	0	0	0
DEATH	0	0	0	0	0	0	0	0	0	0	0	0
FINAN OBLIG COMPLETE	0	0	0	0	0	0	0	0	0	0	0	0
OTHER	0	0	0	0	0	0	0	0	0	0	0	0
NORMAL RELEASE	0	0	0	0	0	0	0	0	0	0	0	0
A & B SPECIAL TERM	0	0	0	0	0	0	0	0	0	0	0	0
INDEP JURISDICTION	0	0	0	0	0	0	0	0	0	0	0	0
ACTIVE	10285	56699	28107	0	95091	2167	16616	7648	0	26431	121522	
Total reported	10285	56699	28107	0	95091	2167	16616	7648	0	26431	121522	
Percent Reported	100.0	100.0	100.0		100.0	100.0	100.0	100.0		100.0	100.0	
NOT REPORTED	0	0	0	0	0	0	0	0	0	0	0	
Total	10285	56699	28107	0	95091	2167	16616	7648	0	26431	121522	

Probationer Statistical Profile

Sample: Active & admin probationers, not in facilities
Act probationers 06/18/2002

Requestor: Nancy Phillips, Statistician

First offender status by current age & sex

1stOffndr	M e n				W o m e n				Grand Total %		
	age 00-21 %	age 22-39 %	age 40-98 %	age UNKWN %	Men Total %	age 00-21 %	age 22-39 %	age 40-98 %		age UNKWN %	Women Total %
FIRST OFFNDR STATUS	5366 52	15091 27	4576 16	0 0	25033 26	1484 68	6760 41	2311 30	0 0	10555 40	35588 29
NO FIRST OFFNDR STAT	4919 48	41608 73	23531 84	0 0	70058 74	683 32	9856 59	5337 70	0 0	15876 60	85934 71
Total reported	10285	56699	28107	0	95091	2167	16616	7648	0	26431	121522
Percent Reported	100.0	100.0	100.0		100.0	100.0	100.0	100.0		100.0	100.0
NOT REPORTED	0	0	0	0	0	0	0	0	0	0	0
Total	10285	56699	28107	0	95091	2167	16616	7648	0	26431	121522

Probationer Statistical Profile

Sample: Active & admin probationers, not in facilities
Act probationers 06/18/2002

Requestor: Nancy Phillips, Statistician

Type probationer by current age & sex

Type probationer	M e n				W o m e n				Grand Total %		
	age 00-21 %	age 22-39 %	age 40-98 %	age UNKWN %	Men Total %	age 00-21 %	age 22-39 %	age 40-98 %		age UNKWN %	Women Total %
MISDEMEANANT	194 2	1059 2	529 2	0 0	1782 2	42 2	317 2	171 2	0 0	530 2	2312 2
FELON	10090 98	55608 98	27503 98	0 0	93201 98	2122 98	16291 98	7469 98	0 0	25882 98	119083 98
ABANDONMENT&BASTARDY	0 0	22 0	70 0	0 0	92 0	0 0	2 0	1 0	0 0	3 0	95 0
SUSPENDED SENTENCE	1 0	10 0	5 0	0 0	16 0	3 0	6 0	7 0	0 0	16 0	32 0
Total reported	10285	56699	28107	0	95091	2167	16616	7648	0	26431	121522
Percent Reported	100.0	100.0	100.0		100.0	100.0	100.0	100.0		100.0	100.0
NOT REPORTED	0	0	0	0	0	0	0	0	0	0	0
Total	10285	56699	28107	0	95091	2167	16616	7648	0	26431	121522

Probationer Statistical Profile

Sample: Active & admin probationers, not in facilities
Act probationers 06/18/2002

Requestor: Nancy Phillips, Statistician

Most serious crime by group by current age & sex

Crime group	Men				Women				Grand Total	%
	age 00-21	age 22-39	age 40-98	age UNKWN	age 00-21	age 22-39	age 40-98	age UNKWN		
HOMICIDE	22	329	246	0	6	102	80	0	188	785
ABORTION	0	3	1	0	0	1	0	0	1	5
BODILY INJRY&REL OFF	651	5736	3575	0	162	1091	517	0	1770	11732
ARSON & REL OFF	42	317	202	0	9	102	66	0	177	738
DAMAGE OF PROPERTY	225	691	248	0	52	162	51	0	265	1429
BURGLARY & REL OFF	1625	5795	1627	0	122	598	162	0	882	9929
FORGERY & REL OFF	571	4200	1911	0	498	4018	1447	0	5963	12645
THEFT	2261	7802	3311	0	636	3728	1465	0	5829	19203
ROBBERY	335	1801	528	0	39	172	58	0	269	2933
SEXUAL OFFENSES	503	2305	2171	0	15	98	49	0	162	5141
OBSCENITY CRIMES	0	3	6	0	0	0	1	0	1	10
TREASON & REL OFF	4	34	16	0	4	19	6	0	29	83
CRIMES INVOLVNG GOVT	208	1403	523	0	50	413	242	0	705	2839
FALSIFICATIONS	26	173	90	0	12	113	37	0	162	451
OBSTRUCT LAW ENFORCE	29	211	81	0	9	80	34	0	123	444
DISORDERLY CONDUCT	68	188	74	0	5	25	15	0	45	375
GAMBLING & REL OFF	5	49	26	0	3	17	11	0	31	111
CRUELTY TO CHILDREN	28	571	361	0	16	435	143	0	594	1554
CRIMES WITH GUNS	183	787	634	0	18	43	31	0	92	1696
INVASION PRIVACY	5	93	43	0	0	1	2	0	3	144
RACKETEERING	0	8	17	0	0	4	10	0	14	39
DRUG ABUSE OFFENSES	3158	20621	9375	0	429	4657	2711	0	7797	40951
DRUG TRAFFICKING	23	358	271	0	10	81	73	0	164	816
AUTO CRIMES	19	1624	1917	0	0	139	160	0	299	3859
REVENUE & CONTRABAND	4	5	6	0	0	3	3	0	6	21
CRIMES OF OTH STATES	22	191	91	0	11	81	30	0	122	426
MISC. FELONIES	67	314	154	0	17	107	65	0	189	724
MISDEMEANORS	194	1074	591	0	44	321	178	0	543	2402
Total reported	10278	56686	28096	0	2167	16611	7647	0	26425	121485
Percent Reported	99.9	100.0	100.0		100.0	100.0	100.0		100.0	100.0
NOT REPORTED	7	13	11	0	0	5	1	0	6	37
Total	10285	56699	28107	0	2167	16616	7648	0	26431	121522

Probationer Statistical Profile

Sample: Active & admin probationers, not in facilities
Act probationers 06/18/2002

Requestor: Nancy Phillips, Statistician

Most serious offense by current age & sex

Most serious offense	Men					Women					Grand Total %	
	age 00-21 %	age 22-39 %	age 40-98 %	age UNKWN %	Men Total %	age 00-21 %	age 22-39 %	age 40-98 %	age UNKWN %	Women Total %		
Misdemeanors												
abandonment	0 0	15 0	60 0	0 0	75 0	0 0	0 0	1 0	0 0	1 0	76 0	
non-support	0 0	1 0	0 0	0 0	1 0	0 0	0 0	0 0	0 0	0 0	1 0	
stalking	1 0	5 0	5 0	0 0	11 0	0 0	2 0	1 0	0 0	3 0	14 0	
assault & battery	1 0	15 0	5 0	0 0	21 0	0 0	2 0	2 0	0 0	4 0	25 0	
atmpt murder	0 0	2 0	0 0	0 0	2 0	0 0	0 0	0 0	0 0	0 0	2 0	
aggravated assault	3 0	22 0	20 0	0 0	45 0	1 0	7 0	5 0	0 0	13 0	58 0	
simple assault	6 0	34 0	31 0	0 0	71 0	2 0	5 0	4 0	0 0	11 0	82 0	
simple battery	14 0	146 0	58 0	0 0	218 0	7 0	26 0	8 0	0 0	41 0	259 0	
stabbing another	0 0	0 0	1 0	0 0	1 0	0 0	1 0	0 0	0 0	1 0	2 0	
shooting at another	0 0	2 0	1 0	0 0	3 0	0 0	0 0	0 0	0 0	0 0	3 0	
wife beating	0 0	1 0	0 0	0 0	1 0	0 0	0 0	0 0	0 0	0 0	1 0	
concealing a death	0 0	1 0	0 0	0 0	1 0	0 0	0 0	0 0	0 0	0 0	1 0	
leave scene had inju	0 0	2 0	1 0	0 0	3 0	0 0	1 0	0 0	0 0	1 0	4 0	
crmnl intfer govt pr	0 0	3 0	0 0	0 0	3 0	0 0	0 0	0 0	0 0	0 0	3 0	
reckless conduct	9 0	13 0	5 0	0 0	27 0	0 0	6 0	0 0	0 0	6 0	33 0	
disorderly conduct	1 0	3 0	1 0	0 0	5 0	0 0	0 0	2 0	0 0	2 0	7 0	
motor vehicle abando	0 0	1 0	1 0	0 0	2 0	0 0	0 0	0 0	0 0	0 0	2 0	
larceny	0 0	4 0	2 0	0 0	6 0	0 0	3 0	0 0	0 0	3 0	9 0	
receiving stolen goo	5 0	10 0	2 0	0 0	17 0	0 0	3 0	0 0	0 0	3 0	20 0	
theft by taking	13 0	61 0	23 0	0 0	97 0	8 0	32 0	13 0	0 0	53 0	150 0	
robbery	2 0	9 0	1 0	0 0	12 0	0 0	4 0	0 0	0 0	4 0	16 0	
burglary	0 0	22 0	7 0	0 0	29 0	1 0	2 0	0 0	0 0	3 0	32 0	
car breaking	0 0	1 0	1 0	0 0	2 0	0 0	0 0	0 0	0 0	0 0	2 0	
take vehic temporary	0 0	0 0	1 0	0 0	1 0	0 0	0 0	0 0	0 0	0 0	1 0	
alter id	1 0	1 0	0 0	0 0	2 0	0 0	0 0	0 0	0 0	0 0	2 0	
bad checks	1 0	41 0	20 0	0 0	62 0	2 0	51 0	26 0	0 0	79 0	141 0	
fraudulent checks	0 0	1 0	3 0	0 0	4 0	1 0	5 0	0 0	0 0	6 0	10 0	
forgery	2 0	11 0	1 0	0 0	14 0	2 0	10 0	1 0	0 0	13 0	27 0	
worthless checks	0 0	0 0	2 0	0 0	2 0	0 0	3 0	7 0	0 0	10 0	12 0	
s/d of narcotics	2 0	6 0	1 0	0 0	9 0	0 0	0 0	0 0	0 0	0 0	9 0	
public drunkenness	1 0	2 0	1 0	0 0	4 0	0 0	1 0	1 0	0 0	2 0	6 0	
s/d dep,stim,cntrf d	0 0	3 0	0 0	0 0	3 0	0 0	0 0	0 0	0 0	0 0	3 0	
s/d of lsd	0 0	0 0	0 0	0 0	0 0	0 0	1 0	0 0	0 0	1 0	1 0	

(continued)

Probationer Statistical Profile

Sample: Active & admin probationers, not in facilities
Act probationers 06/18/2002

Requestor: Nancy Phillips, Statistician

Most serious offense by current age & sex (continued)

Most serious offense	Men						Women						Grand Total	%
	age 00-21	age 22-39	age 40-98	age UNKWN	Men Total	Men %	age 00-21	age 22-39	age 40-98	age UNKWN	Women Total	Women %		
s/d of marijuana	0	6	3	0	9	0	0	0	0	0	0	9	0	
poss of narcotics	1	4	0	0	5	0	2	1	0	0	3	8	0	
poss dep,stim,cntrf	0	1	1	0	2	0	0	0	0	0	0	2	0	
poss of lsd	0	1	0	0	1	0	0	0	0	0	0	1	0	
poss of marijuana	12	41	8	0	61	0	9	1	0	0	10	71	0	
viol motor veh law	13	66	25	0	104	2	15	8	0	0	25	129	0	
dui	10	169	119	0	298	2	30	24	0	0	56	354	0	
obstr of law enf off	13	82	32	0	127	0	9	9	0	0	18	145	0	
impersonating anothe	1	8	2	0	11	0	5	0	0	0	5	16	0	
crmnal trespassing	12	21	10	0	43	2	5	3	0	0	10	53	0	
illegal attm to obt	0	1	1	0	2	0	0	1	0	0	1	3	0	
crmnal damage	6	6	4	0	16	0	4	2	0	0	6	22	0	
terroristic threats	1	4	5	0	10	0	0	2	0	0	2	12	0	
viol ga cntrl subst	18	60	16	0	94	2	11	9	0	0	22	116	0	
public indecency	0	5	5	0	10	0	1	0	0	0	1	11	0	
peeping tom	1	2	0	0	3	0	0	0	0	0	0	3	0	
molesting a minor	0	0	3	0	3	0	0	1	0	0	1	4	0	
atmpt rape	0	1	0	0	1	0	0	0	0	0	0	1	0	
sexual battery	3	5	8	0	16	0	1	0	0	0	1	17	0	
escape	0	7	1	0	8	0	0	1	0	0	1	9	0	
cpwl & concealed wea	2	14	5	0	21	0	1	0	0	0	1	22	0	
shoplifting	3	5	7	0	15	5	19	6	0	0	30	45	0	
pointing gun at anot	2	4	3	0	9	0	0	0	0	0	0	9	0	
crmnal attempt	1	1	0	0	2	0	0	1	0	0	1	3	0	
other misdemeanor	8	50	31	0	89	0	10	15	0	0	25	114	0	
riot	1	0	1	0	2	0	0	0	0	0	0	2	0	
inciting to riot	1	0	0	0	1	0	0	0	0	0	0	1	0	
fighting in public p	2	1	1	0	4	0	1	1	0	0	2	6	0	
family violence batt	0	0	0	0	0	0	1	0	0	0	1	1	0	
cruelty to animals	0	1	0	0	1	0	0	0	0	0	0	1	0	
lottery violation	0	0	0	0	0	0	1	0	0	0	1	1	0	
off agnst pub hlth/m	0	4	6	0	10	0	0	0	0	0	0	10	0	
gambling & related o	0	0	1	0	1	0	0	0	0	0	0	1	0	
fairl fil/mntn abort	0	0	1	0	1	0	0	0	0	0	0	1	0	
involuntary manslaug	0	0	1	0	1	0	0	0	0	0	0	1	0	

(continued)

Probationer Statistical Profile

Sample: Active & admin probationers, not in facilities
Act probationers 06/18/2002

Requestor: Nancy Phillips, Statistician

Most serious offense by current age & sex (continued)

Most serious offense	Men						Women						Grand Total	%
	age 00-21	age 22-39	age 40-98	age UNKWN	Men Total	Men %	age 00-21	age 22-39	age 40-98	age UNKWN	Women Total	Women %		
interference with cu	1 0	1 0	2 0	0 0	4 0	0 0	0 0	0 0	0 0	0 0	0 0	4 0	10 0	
theft by deception <	0 0	1 0	1 0	0 0	2 0	1 0	5 0	2 0	0 0	8 0	10 0	10 0	3 0	
theft/lost/property<	1 0	3 0	0 0	0 0	4 0	0 0	0 0	0 0	0 0	0 0	4 0	4 0	3 0	
theft of services <	0 0	1 0	1 0	0 0	2 0	0 0	1 0	0 0	0 0	1 0	1 0	3 0	3 0	
theft by conversion	0 0	4 0	2 0	0 0	6 0	0 0	2 0	3 0	0 0	5 0	11 0	11 0	5 0	
theft motor vehicle,	1 0	3 0	0 0	0 0	4 0	1 0	0 0	0 0	0 0	1 0	5 0	5 0	1 0	
conversn paymnt real	0 0	1 0	0 0	0 0	1 0	0 0	0 0	0 0	0 0	0 0	1 0	1 0	9 0	
entrng mot veh crim	0 0	6 0	0 0	0 0	6 0	0 0	1 0	2 0	0 0	3 0	9 0	9 0	3 0	
viol forgery&fraud p	1 0	0 0	1 0	0 0	2 0	0 0	1 0	0 0	0 0	1 0	3 0	3 0	2 0	
tpos/use drug rel ob	0 0	0 0	1 0	0 0	1 0	0 0	0 0	1 0	0 0	1 0	2 0	2 0	7 0	
obtn/attmpt drugs il	0 0	1 0	2 0	0 0	3 0	0 0	1 0	3 0	0 0	4 0	7 0	7 0	1 0	
viol dangerous drugs	0 0	1 0	0 0	0 0	1 0	0 0	0 0	0 0	0 0	0 0	1 0	1 0	6 0	
mfg/dist imitate con	0 0	4 0	1 0	0 0	5 0	0 0	1 0	0 0	0 0	1 0	6 0	6 0	3 0	
misc abuse govt offi	1 0	0 0	0 0	0 0	1 0	0 0	1 0	1 0	0 0	2 0	3 0	3 0	1 0	
misc escape & other	0 0	1 0	0 0	0 0	1 0	0 0	0 0	0 0	0 0	0 0	1 0	1 0	1 0	
misc offns relt jud	0 0	0 0	1 0	0 0	1 0	0 0	0 0	0 0	0 0	0 0	1 0	1 0	3 0	
misc obstruction off	2 0	0 0	1 0	0 0	3 0	0 0	0 0	0 0	0 0	0 0	3 0	3 0	1 0	
misc crim trsps/crim	0 0	0 0	0 0	0 0	0 0	0 0	1 0	0 0	0 0	1 0	1 0	1 0	6 0	
misc sexual offenses	1 0	3 0	2 0	0 0	6 0	0 0	0 0	0 0	0 0	0 0	6 0	6 0	1 0	
pandering	0 0	0 0	1 0	0 0	1 0	0 0	0 0	0 0	0 0	0 0	1 0	1 0	1 0	
providing sex mat mi	0 0	1 0	0 0	0 0	1 0	0 0	0 0	0 0	0 0	0 0	1 0	1 0	1 0	
exhibit sex shows mi	0 0	0 0	1 0	0 0	1 0	0 0	0 0	0 0	0 0	0 0	1 0	1 0	3 0	
dng instrmntalties &	0 0	1 0	0 0	0 0	1 0	0 0	0 0	0 0	0 0	0 0	1 0	1 0	3 0	
viol alcoh bev regs	1 0	0 0	2 0	0 0	3 0	0 0	0 0	0 0	0 0	0 0	3 0	3 0	2 0	
furnish liquor to mi	1 0	0 0	1 0	0 0	2 0	0 0	0 0	0 0	0 0	0 0	2 0	2 0	5 0	
poss alc bev by juve	3 0	1 0	1 0	0 0	5 0	0 0	0 0	0 0	0 0	0 0	5 0	5 0	3 0	
veh homicide tit 40	0 0	1 0	1 0	0 0	2 0	0 0	0 0	1 0	0 0	1 0	3 0	3 0	2 0	
viol motor veh licen	0 0	1 0	0 0	0 0	1 0	1 0	0 0	0 0	0 0	1 0	2 0	2 0	73 0	
misc misdemeanor	7 0	27 0	13 0	0 0	47 0	3 0	15 0	8 0	0 0	26 0	73 0	73 0	1 0	
misc invasion of pri	0 0	1 0	0 0	0 0	1 0	0 0	0 0	0 0	0 0	0 0	1 0	1 0	10 0	
viol othr states law	1 0	3 0	2 0	0 0	6 0	1 0	2 0	1 0	0 0	4 0	10 0	10 0		

(continued)

Probationer Statistical Profile

Sample: Active & admin probationers, not in facilities
Act probationers 06/18/2002

Requestor: Nancy Phillips, Statistician

Most serious offense by current age & sex (continued)

Most serious offense	Men					Women					Grand Total %
	age 00-21 %	age 22-39 %	age 40-98 %	age UNKWN %	Men Total %	age 00-21 %	age 22-39 %	age 40-98 %	age UNKWN %	Women Total %	

FELONIES	-----										
MISC HOMICIDE OFFENS	1 0	5 0	2 0	0 0	8 0	1 0	0 0	0 0	0 0	1 0	9 0
MURDER	1 0	5 0	6 0	0 0	12 0	0 0	7 0	1 0	0 0	8 0	20 0
VOLUNTARY MANSLAUGHT	3 0	82 0	90 0	0 0	175 0	0 0	38 0	41 1	0 0	79 0	254 0
INVOLUNTARY MANSLAUG	8 0	46 0	30 0	0 0	84 0	2 0	22 0	6 0	0 0	30 0	114 0
FETICIDE	0 0	1 0	0 0	0 0	1 0	0 0	0 0	0 0	0 0	0 0	1 0
VEHICULAR HOMICIDE	7 0	178 0	102 0	0 0	287 0	3 0	34 0	24 0	0 0	61 0	348 0
HOMICIDE BY PILOT,DU	0 0	1 0	2 0	0 0	3 0	0 0	0 0	1 0	0 0	1 0	4 0
CONCEAL DEATH OF ANO	1 0	2 0	1 0	0 0	4 0	0 0	0 0	0 0	0 0	0 0	4 0
ATMPT MURDER	1 0	9 0	13 0	0 0	23 0	0 0	1 0	7 0	0 0	8 0	31 0
MISC ABORTION	0 0	1 0	0 0	0 0	1 0	0 0	0 0	0 0	0 0	0 0	1 0
CRMNL ABORTION	0 0	2 0	1 0	0 0	3 0	0 0	1 0	0 0	0 0	1 0	4 0
MISC ASSAULT/BATTERY	3 0	85 0	38 0	0 0	126 0	0 0	4 0	6 0	0 0	10 0	136 0
FAMILY VIOLENCE BATT	2 0	6 0	1 0	0 0	9 0	0 0	1 0	0 0	0 0	1 0	10 0
AGGRAV ASSAULT	413 4	3554 6	2220 8	0 0	6187 7	126 6	853 5	417 5	0 0	1396 5	7583 6
ATMPT AGGRAV ASSAULT	2 0	22 0	15 0	0 0	39 0	2 0	6 0	4 0	0 0	12 0	51 0
AGGRAV BATTERY	42 0	416 1	240 1	0 0	698 1	5 0	50 0	20 0	0 0	75 0	773 1
TERRORIST THREATS &	125 1	739 1	516 2	0 0	1380 1	18 1	96 1	34 0	0 0	148 1	1528 1
FALSE IMPRISONMENT	16 0	218 0	82 0	0 0	316 0	2 0	12 0	3 0	0 0	17 0	333 0
FALSE IMPRIS COLOR L	0 0	0 0	2 0	0 0	2 0	0 0	1 0	0 0	0 0	1 0	3 0
KIDNAPPING	1 0	87 0	42 0	0 0	130 0	0 0	1 0	1 0	0 0	2 0	132 0
INTERFERENCE WITH CU	3 0	18 0	9 0	0 0	30 0	2 0	10 0	4 0	0 0	16 0	46 0
AGGRAV ASSAULT POLCE	11 0	111 0	88 0	0 0	210 0	2 0	15 0	10 0	0 0	27 0	237 0
AGGRAV BATTERY PEACE	3 0	5 0	1 0	0 0	9 0	0 0	1 0	0 0	0 0	1 0	10 0
SIMPLE BATTERY	3 0	40 0	20 0	0 0	63 0	0 0	3 0	0 0	0 0	3 0	66 0
RECK COND	0 0	8 0	1 0	0 0	9 0	0 0	6 0	0 0	0 0	6 0	15 0
INJURY BY VEHICLE	0 0	4 0	0 0	0 0	4 0	0 0	0 0	0 0	0 0	0 0	4 0
STALKING	2 0	14 0	20 0	0 0	36 0	0 0	1 0	0 0	0 0	1 0	37 0
AGGRAV STALKING	25 0	408 1	274 1	0 0	707 1	5 0	31 0	18 0	0 0	54 0	761 1
ATMPT KIDNAP	0 0	1 0	6 0	0 0	7 0	0 0	0 0	0 0	0 0	0 0	7 0
ARSON MISC	2 0	17 0	9 0	0 0	28 0	1 0	3 0	7 0	0 0	11 0	39 0
ARSON 1ST DEGREE	23 0	228 0	161 1	0 0	412 0	7 0	71 0	51 1	0 0	129 0	541 0

(continued)

Probationer Statistical Profile

Sample: Active & admin probationers, not in facilities
Act probationers 06/18/2002

Requestor: Nancy Phillips, Statistician

Most serious offense by current age & sex (continued)

Most serious offense	Men						Women						Grand Total	%								
	age 00-21	age 22-39	age 40-98	age UNKWN	Men Total	Men %	age 00-21	age 22-39	age 40-98	age UNKWN	Women Total	Women %										
ARSON 2ND DEGREE	11	0	52	0	25	0	0	0	88	0	0	0	17	0	6	0	0	0	23	0	111	0
ARSON 3RD DEGREE	4	0	13	0	5	0	0	0	22	0	1	0	8	0	1	0	0	0	10	0	32	0
CRMNL POSS EXPLOSIVE	1	0	6	0	2	0	0	0	9	0	0	0	3	0	1	0	0	0	4	0	13	0
CRMNL POSS INCENDIAR	1	0	1	0	0	0	0	0	2	0	0	0	0	0	0	0	0	0	0	0	2	0
MISC CRIMINAL DAMAGE	6	0	13	0	5	0	0	0	24	0	2	0	3	0	0	0	0	0	5	0	29	0
CRMNL DAMAGE 1ST DEG	47	0	176	0	68	0	0	0	291	0	5	0	31	0	8	0	0	0	44	0	335	0
CRMNL DAMAGE 2ND DEG	147	1	434	1	155	1	0	0	736	1	43	2	122	1	36	0	0	0	201	1	937	1
DAMAGE,DESTROY SECR	3	0	21	0	7	0	0	0	31	0	1	0	3	0	4	0	0	0	8	0	39	0
VANDALISM TO CHURCH	3	0	6	0	0	0	0	0	9	0	0	0	1	0	1	0	0	0	2	0	11	0
ALTER ID	19	0	41	0	13	0	0	0	73	0	1	0	2	0	2	0	0	0	5	0	78	0
BURGLARY	1528	15	5621	10	1570	6	0	0	8719	9	117	5	584	4	158	2	0	0	859	3	9578	8
POSS BURGLAR TOOLS	61	1	97	0	30	0	0	0	188	0	1	0	10	0	1	0	0	0	12	0	200	0
ATMPT BURGLARY	36	0	77	0	27	0	0	0	140	0	4	0	4	0	3	0	0	0	11	0	151	0
MISC FORGERY	3	0	16	0	5	0	0	0	24	0	3	0	18	0	6	0	0	0	27	0	51	0
FORGERY 1ST DEGREE	414	4	3220	6	1474	5	0	0	5108	5	333	15	3029	18	1168	15	0	0	4530	17	9638	8
FORGERY 2ND DEGREE	33	0	175	0	46	0	0	0	254	0	14	1	72	0	19	0	0	0	105	0	359	0
BAD CHECKS	5	0	163	0	165	1	0	0	333	0	7	0	185	1	78	1	0	0	270	1	603	0
ILLEGAL USE-CREDIT C	4	0	11	0	3	0	0	0	18	0	2	0	12	0	1	0	0	0	15	0	33	0
THEFT CREDIT CARD	30	0	92	0	24	0	0	0	146	0	21	1	85	1	14	0	0	0	120	0	266	0
FORGERY CREDIT CARD	7	0	34	0	6	0	0	0	47	0	13	1	50	0	5	0	0	0	68	0	115	0
FRAUDULENT CREDIT CA	66	1	305	1	70	0	0	0	441	0	85	4	393	2	71	1	0	0	549	2	990	1
CRMNL POSS CREDIT CA	2	0	4	0	1	0	0	0	7	0	0	0	1	0	0	0	0	0	1	0	8	0
RECV GDS,SRVS FRAUD	0	0	14	0	8	0	0	0	22	0	1	0	22	0	18	0	0	0	41	0	63	0
TELECOMMUNICATIONS F	0	0	15	0	10	0	0	0	25	0	0	0	7	0	2	0	0	0	9	0	34	0
ATMPT FORGERY	0	0	2	0	2	0	0	0	4	0	1	0	0	0	4	0	0	0	5	0	9	0
FAILR PAY NATRL PRD/	0	0	1	0	3	0	0	0	4	0	0	0	0	0	1	0	0	0	1	0	5	0
FRAUDULENT ACCESS CO	4	0	34	0	6	0	0	0	44	0	5	0	39	0	2	0	0	0	46	0	90	0
MISC FRAUD	3	0	114	0	88	0	0	0	205	0	13	1	105	1	58	1	0	0	176	1	381	0
THEFT BY TAKING	737	7	3336	6	1552	6	0	0	5625	6	250	12	1906	11	800	10	0	0	2956	11	8581	7
THEFT BY DECEPTION	6	0	205	0	195	1	0	0	406	0	14	1	133	1	71	1	0	0	218	1	624	1
THEFT BY EXTORTION	1	0	12	0	2	0	0	0	15	0	2	0	5	0	4	0	0	0	11	0	26	0
THEFT OF LOST PROPER	5	0	13	0	8	0	0	0	26	0	1	0	9	0	2	0	0	0	12	0	38	0
THEFT BY REC STOLEN	695	7	2121	4	597	2	0	0	3413	4	52	2	286	2	73	1	0	0	411	2	3824	3
THEFT OF SERVICES	4	0	33	0	27	0	0	0	64	0	1	0	24	0	10	0	0	0	35	0	99	0
THEFT BY CONVERSION	12	0	228	0	199	1	0	0	439	0	3	0	129	1	72	1	0	0	204	1	643	1

(continued)

Probationer Statistical Profile

Sample: Active & admin probationers, not in facilities
Act probationers 06/18/2002

Requestor: Nancy Phillips, Statistician

Most serious offense by current age & sex (continued)

Most serious offense	Men						Women						Grand Total	%
	age 00-21	age 22-39	age 40-98	age UNKWN	Men Total	Men %	age 00-21	age 22-39	age 40-98	age UNKWN	Women Total	Women %		
THEFT OF TRADE SECRE	0	2	1	0	3	0	0	1	0	0	1	4		
CONVSN PAYMNTS REAL	0	7	18	0	25	0	0	0	0	0	0	25		
ATMPT THEFT BY TAKIN	1	0	0	0	1	0	0	0	0	0	0	1		
THEFT OF MOTOR VEH,	166	479	153	0	798	19	56	19	0	94	892			
THEFT OF LEASED PERS	0	1	0	0	1	0	4	0	0	4	5			
THEFT BRING PROP IN	18	61	22	0	101	3	7	2	0	12	113			
THEFT RECV PROP OUT	4	15	1	0	20	1	2	1	0	4	24			
LIVESTOCK THEFT	2	6	3	0	11	0	2	0	0	2	13			
THEFT BY SHOPLIFTING	148	674	422	0	1244	275	1121	405	0	1801	3045			
ENTERING VEHICLE	462	608	111	0	1181	15	43	5	0	63	1244			
STEAL ALTER PUBLIC D	0	1	0	0	1	0	0	1	0	1	2			
ROBBERY	270	1234	307	0	1811	34	131	45	0	210	2021			
ARMED ROBBERY	27	439	190	0	656	3	34	11	0	48	704			
ROBBERY BY FORCE	1	2	0	0	3	0	0	0	0	0	3			
ROBBERY BY INTIMIDAT	1	1	0	0	2	0	0	0	0	0	2			
ROBBERY BY SUDDEN SN	1	1	0	0	2	0	0	0	0	0	2			
HIJACKING MOTOR VEHI	1	4	0	0	5	1	0	0	0	1	6			
ATMPT ROBBERY	23	67	24	0	114	1	5	2	0	8	122			
ATMPT ARMED ROBBERY	11	53	7	0	71	0	2	0	0	2	73			
MISC SEXUAL	5	32	32	0	69	0	2	0	0	2	71			
RAPE	9	134	103	0	246	0	0	0	0	0	246			
SODOMY	7	30	45	0	82	2	1	1	0	4	86			
AGGRAV SODOMY	3	39	78	0	120	0	0	1	0	1	121			
SEDUCTION	0	1	1	0	2	0	0	1	0	1	3			
INCEST	4	19	83	0	106	0	3	7	0	10	116			
BIGAMY	0	6	6	0	12	0	2	0	0	2	14			
MARRY A BIGAMIST	0	0	0	0	0	0	1	0	0	1	1			
AGGRAV SEXUAL BATTER	2	27	25	0	54	0	1	0	0	1	55			
PANDERING BY COMPULS	0	2	2	0	4	0	0	0	0	0	4			
STATUTORY RAPE	267	803	69	0	1139	5	20	3	0	28	1167			
CHILD MOLESTATION	167	941	1416	5	2524	7	45	27	0	79	2603			
ENTICING CHILD-INDEC	19	105	103	0	227	1	13	5	0	19	246			
AGGRAV CHILD MOLESTA	13	99	173	1	285	0	5	2	0	7	292			
NECROPHILIA	0	1	0	0	1	0	0	1	0	1	2			
SEXL/ASSLT/AGN/PERS/	3	23	11	0	37	0	5	1	0	6	43			

(continued)

Probationer Statistical Profile

Sample: Active & admin probationers, not in facilities
Act probationers 06/18/2002

Requestor: Nancy Phillips, Statistician

Most serious offense by current age & sex (continued)

Most serious offense	Men						Women						Grand Total	%		
	age 00-21	age 22-39	age 40-98	age UNKWN	Men Total	Men %	age 00-21	age 22-39	age 40-98	age UNKWN	Women Total	Women %				
SEXUAL ASLT BY THERA	0	0	1	0	0	0	1	0	0	0	0	0	0	0	1	0
SOLICIT SODOMY FROM	0	0	4	0	6	0	10	0	0	0	0	0	0	0	10	0
ATMPT RAPE	3	0	35	0	15	0	53	0	0	0	0	0	0	0	53	0
ATMPT SODOMY	0	0	0	0	2	0	2	0	0	0	0	0	0	0	2	0
ATMPT AGGRAV SODOMY	1	0	3	0	1	0	5	0	0	0	0	0	0	0	5	0
MISC OBSCENITY	0	0	1	0	2	0	3	0	0	0	0	0	0	0	3	0
DISTRIBUTING OBSCENE	0	0	1	0	2	0	3	0	0	0	1	0	0	1	4	0
DISTR MAT DEPICT NUD	0	0	1	0	2	0	3	0	0	0	0	0	0	0	3	0
MISC PUBLIC ORDER	0	0	4	0	2	0	6	0	0	0	1	0	0	1	7	0
TREASON	0	0	0	0	0	0	0	0	1	0	0	0	0	1	1	0
INSURRECTION	0	0	1	0	0	0	1	0	0	0	0	0	0	0	1	0
INCITING TO INSURREC	2	0	1	0	1	0	4	0	0	0	0	0	0	0	4	0
ADVOC OVERTHROW OF G	0	0	0	0	1	0	1	0	0	0	0	0	0	0	1	0
FALSE SWEARNG WRITTN	2	0	28	0	12	0	42	0	4	0	18	0	5	0	69	0
ABUSE OF GOVT OFFICE	0	0	0	0	1	0	1	0	0	0	0	0	0	0	1	0
BRIBERY GOVT OFFICER	1	0	11	0	12	0	24	0	0	0	5	0	1	0	30	0
VIOL OATH PUBLIC OFF	0	0	5	0	1	0	6	0	0	0	1	0	1	0	8	0
INFLUENCE LEGISLATIV	0	0	0	0	1	0	1	0	0	0	0	0	0	0	1	0
INFLUENCE GOVT OFFIC	0	0	2	0	0	0	2	0	0	0	0	0	0	0	2	0
DEFRAUDING STATE	0	0	19	0	26	0	45	0	1	0	175	1	117	2	293	0
CONSPIRE RESTRAIN FR	0	0	1	0	0	0	1	0	0	0	1	0	0	0	2	0
FALSE CERTIFICATES	0	0	4	0	3	0	7	0	0	0	5	0	0	0	12	0
INFLUENCING WITNESS	2	0	10	0	8	0	20	0	1	0	5	0	2	0	28	0
OBSTR OF LAW ENF OFF	205	2	1351	2	471	2	2027	2	48	2	221	1	121	2	390	1
MISC JUDICIAL PROCEE	0	0	1	0	2	0	3	0	1	0	1	0	0	0	2	0
PERJURY	0	0	13	0	12	0	25	0	1	0	13	0	5	0	19	0
FALSE SWEARING	2	0	22	0	10	0	34	0	4	0	17	0	8	0	29	0
SUBORNATION OF PERJU	0	0	0	0	1	0	1	0	0	0	1	0	1	0	2	0
IMPERSONATION	0	0	12	0	2	0	14	0	1	0	2	0	1	0	4	0
IMPERSONATING OFFICE	4	0	33	0	20	0	57	0	0	0	2	0	0	0	2	0
BARRATRY	1	0	5	0	1	0	7	0	0	0	1	0	0	0	1	0
EMBRACERY	0	0	0	0	1	0	1	0	0	0	3	0	0	0	3	0
FALSE STATEMENTS GOV	19	0	86	0	40	0	145	0	5	0	72	0	22	0	99	0
UNAUTH REPRESENTN PEAC	0	0	0	0	1	0	1	0	0	0	0	0	0	0	1	0
IMPRSNTNG ANTHR RBAL	0	0	1	0	0	0	1	0	0	0	1	0	0	0	1	0

(continued)

Probationer Statistical Profile

Sample: Active & admin probationers, not in facilities
Act probationers 06/18/2002

Requestor: Nancy Phillips, Statistician

Most serious offense by current age & sex (continued)

Most serious offense	Men						Women						Grand Total	%								
	age 00-21	age 22-39	age 40-98	age UNKWN	Men Total	Men %	age 00-21	age 22-39	age 40-98	age UNKWN	Women Total	Women %										
ESCAPE	10	0	108	0	55	0	0	0	173	0	1	0	21	0	7	0	0	0	29	0	202	0
AIDING ESCAPE	1	0	4	0	0	0	0	0	5	0	1	0	9	0	1	0	0	0	11	0	16	0
HINDERING APPREH OR	17	0	72	0	15	0	0	0	104	0	7	0	43	0	24	0	0	0	74	0	178	0
COMPOUNDING A CRIME	1	0	0	0	1	0	0	0	2	0	0	0	3	0	0	0	0	0	3	0	5	0
MUTINY IN PENAL INST	0	0	1	0	0	0	0	0	1	0	0	0	0	0	0	0	0	0	0	0	1	0
BAIL JUMPING	0	0	26	0	9	0	0	0	35	0	0	0	4	0	2	0	0	0	6	0	41	0
ATMPT ESCAPE	0	0	0	0	1	0	0	0	1	0	0	0	0	0	0	0	0	0	0	0	1	0
FALSE PUBLIC ALARM	13	0	11	0	1	0	0	0	25	0	1	0	3	0	1	0	0	0	5	0	30	0
CRMNL INTERFERE GOVT	55	1	177	0	73	0	0	0	305	0	4	0	22	0	14	0	0	0	40	0	345	0
MISC GAMBLING/RELATE	0	0	0	0	1	0	0	0	1	0	0	0	0	0	0	0	0	0	0	0	1	0
COMMERICAL GAMBLING	0	0	4	0	12	0	0	0	16	0	0	0	3	0	7	0	0	0	10	0	26	0
COMMUNICATING GAMBL	0	0	1	0	2	0	0	0	3	0	0	0	0	0	0	0	0	0	0	0	3	0
BRIBERY OF CONTESTAN	0	0	3	0	1	0	0	0	4	0	0	0	1	0	0	0	0	0	1	0	5	0
GAMBLING ACT ON BUSI	0	0	0	0	1	0	0	0	1	0	0	0	1	0	0	0	0	0	1	0	2	0
DOGFIGHTING	5	0	32	0	6	0	0	0	43	0	0	0	2	0	2	0	0	0	4	0	47	0
LOTTERY VIOLATION	0	0	5	0	2	0	0	0	7	0	2	0	10	0	2	0	0	0	14	0	21	0
BOARDING BUS W/CONCL	0	0	4	0	1	0	0	0	5	0	1	0	0	0	0	0	0	0	1	0	6	0
CRUELTY TO CHILDREN	23	0	520	1	307	1	0	0	850	1	14	1	422	3	138	2	0	0	574	2	1424	1
SEX EXPLOITATION CHI	2	0	20	0	20	0	0	0	42	0	0	0	6	0	1	0	0	0	7	0	49	0
ABANDONMENT OF CHILD	0	0	28	0	33	0	0	0	61	0	1	0	1	0	4	0	0	0	6	0	67	0
UNLWFL AD ADOPT CHIL	0	0	0	0	0	0	0	0	0	0	0	0	1	0	0	0	0	0	1	0	1	0
CNTRBTNG DELINQENCY	3	0	3	0	1	0	0	0	7	0	1	0	5	0	0	0	0	0	6	0	13	0
MISC WEAPON/EXPLOSIV	12	0	20	0	8	0	0	0	40	0	1	0	0	0	0	0	0	0	1	0	41	0
CARRY CONCEALED WEAP	17	0	74	0	28	0	0	0	119	0	0	0	4	0	0	0	0	0	4	0	123	0
CARRY PISTL WITHOUT	2	0	5	0	1	0	0	0	8	0	0	0	0	0	1	0	0	0	1	0	9	0
ALTER PISTL LICENSE	1	0	1	0	1	0	0	0	3	0	0	0	0	0	0	0	0	0	0	0	3	0
POSS OF FIREARM DUR	13	0	79	0	54	0	0	0	146	0	0	0	6	0	6	0	0	0	12	0	158	0
POSS OF CERTAIN WEAP	27	0	69	0	49	0	0	0	145	0	4	0	4	0	1	0	0	0	9	0	154	0
POSS FIREARM CONVCT	3	0	478	1	483	2	0	0	964	1	0	0	24	0	20	0	0	0	44	0	1008	1
CARRY WEAPON AT SCHO	103	1	51	0	3	0	0	0	157	0	13	1	4	0	2	0	0	0	19	0	176	0
GUARD LINE WITH WEAP	1	0	1	0	2	0	0	0	4	0	0	0	1	0	1	0	0	0	2	0	6	0
POSS WEAPON BY PRISO	2	0	6	0	1	0	0	0	9	0	0	0	0	0	0	0	0	0	0	0	9	0
MISUSE FIREARM HUNTI	0	0	3	0	3	0	0	0	6	0	0	0	0	0	0	0	0	0	0	0	6	0
CRUELTY TO ANIMALS	2	0	0	0	1	0	0	0	3	0	0	0	0	0	0	0	0	0	0	0	3	0
MISC INVASION OF PRI	0	0	2	0	1	0	0	0	3	0	0	0	0	0	1	0	0	0	1	0	4	0

(continued)

Probationer Statistical Profile

Sample: Active & admin probationers, not in facilities
Act probationers 06/18/2002

Requestor: Nancy Phillips, Statistician

Most serious offense by current age & sex (continued)

Most serious offense	Men						Women						Grand Total	%
	age 00-21	age 22-39	age 40-98	age UNKWN	Men Total	Men %	age 00-21	age 22-39	age 40-98	age UNKWN	Women Total	Women %		
EAVESDROP & SURVEILL	0	8	8	0	16	0	0	0	0	1	0	1	17	
PEEPING TOM	5	82	34	0	121	0	0	1	0	0	0	1	122	
P/S/D OF EAVESDROP D	0	1	0	0	1	0	0	0	0	0	0	0	1	
RACKETEERING	0	8	17	0	25	0	0	4	0	10	0	14	39	
S/D NARCOTICS, OPIAT	32	340	179	0	551	1	5	61	0	40	1	106	657	
S/D DEP,STIM,CNTRF D	31	220	119	0	370	0	7	40	0	33	0	80	450	
S/D OF LSD	6	23	2	0	31	0	1	0	0	1	0	2	33	
S/D OF MARIJUANA	317	1516	442	0	2275	2	27	211	1	100	1	338	2613	
S/D OF ALCOHOLIC IN	0	1	2	0	3	0	0	0	0	1	0	1	4	
POSS NARCOTICS, OPIA	64	509	306	0	879	1	10	136	1	91	1	237	1116	
POSS DEP,STIM,CNTRF	64	524	276	0	864	1	18	215	1	97	1	330	1194	
POSS OF LSD	22	76	3	0	101	0	1	7	0	2	0	10	111	
POSS OF MARIJUANA	290	1336	397	0	2023	2	34	226	1	109	1	369	2392	
ILLEGAL POSS/MANF LI	0	6	4	0	10	0	0	0	0	0	0	0	10	
ILLEGAL ATTM TO OBT	2	68	40	0	110	0	3	102	1	86	1	191	301	
VIOL GA CNTRL SBST A	1339	9557	4429	0	15325	16	227	2325	14	1330	17	3882	19207	
VIOL DNGROUS DRGS AC	10	55	28	0	93	0	2	28	0	15	0	45	138	
UNLWFL MFG/DEL/DIST	5	59	40	0	104	0	0	9	0	6	0	15	119	
FURNISH LIQUOR TO MI	0	1	0	0	1	0	0	0	0	0	0	0	1	
POSS DRUG RELATED MA	5	22	12	0	39	0	1	12	0	5	0	18	57	
S/D CONT SUB PUBLIC	19	69	18	0	106	0	3	14	0	8	0	25	131	
S/D CONT SUB SCHOOL	12	47	5	0	64	0	0	6	0	1	0	7	71	
S/D COCAINE	310	2060	780	0	3150	3	25	308	2	192	3	525	3675	
POSS OF COCAINE	614	3947	2121	0	6682	7	59	872	5	525	7	1456	8138	
ATMPT VIOL SUBSTANCE	16	185	172	0	373	0	6	85	1	69	1	160	533	
MISC DRUGS TRAFFICKI	0	45	32	0	77	0	2	10	0	5	0	17	94	
TRAF COCAINE LESS 20	7	180	124	0	311	0	1	31	0	36	0	68	379	
TRAF COCAINE 201-400	4	30	25	0	59	0	0	5	0	4	0	9	68	
TRAF COCAINE 401+ GM	0	9	11	0	20	0	0	1	0	2	0	3	23	
TRAF NARCOTIC LESS 1	0	4	2	0	6	0	1	0	0	0	0	1	7	
TRAF NARCOTIC 15-28	1	3	0	0	4	0	0	1	0	1	0	2	6	
TRAF NARCOTIC 29+ GM	0	2	0	0	2	0	0	0	0	1	0	1	3	
TRAF MARIJNA 101-200	1	14	23	0	38	0	1	4	0	4	0	9	47	
TRAF MARIJNA 2001-10	0	4	0	0	4	0	0	1	0	0	0	1	5	
TRAF MARIJNA 10001+	1	1	2	0	4	0	0	0	0	0	0	0	4	

(continued)

Probationer Statistical Profile

Sample: Active & admin probationers, not in facilities
Act probationers 06/18/2002

Requestor: Nancy Phillips, Statistician

Most serious offense by current age & sex (continued)

Most serious offense	Men						Women						Grand Total	%
	age 00-21	age 22-39	age 40-98	age UNKWN	Men Total	Men %	age 00-21	age 22-39	age 40-98	age UNKWN	Women Total	Women %		
TRAF METHAQUALONE < 4	0	4	5	0	9	1	1	1	0	3	12	0		
TRAF METHAQUALONE >=4	0	2	2	0	4	0	1	0	0	1	5	0		
TRAF AMPHTMINE 28-19	0	10	5	0	15	0	3	0	3	6	21	0		
TRAF AMPHTMINE 200-3	0	2	4	0	6	0	0	0	2	2	8	0		
TRAF AMPHTMINE 400+	0	1	0	0	1	0	1	0	0	1	2	0		
CNSPIRE TRAFFIC CNTR	0	1	0	0	1	0	0	0	0	0	1	0		
TRANSACTIONS DRUG OB	0	1	1	0	2	0	1	0	0	1	3	0		
TRANSACTIONS CNTRFT	1	3	0	0	4	0	0	0	1	1	5	0		
USE COMM FACLT Y VIO	1	5	7	0	13	2	1	0	2	5	18	0		
ATT/CONSPRCY COMMT C	2	27	14	0	43	2	14	0	9	25	68	0		
UNAUTH DIST CONTRLLD	2	3	6	0	11	0	2	0	2	4	15	0		
ILLGL DIST CONTRLLD	3	7	8	0	18	0	4	0	0	4	22	0		
VIOL MOTOR VEHICLE L	15	145	123	0	283	0	28	0	18	46	329	0		
ALTER CAR TITLE	0	1	5	0	6	0	0	0	0	0	6	0		
DRVNG HABTL VIOLATOR	2	1111	1392	5	2505	3	84	1	98	182	2687	2		
HABIT TRAF VOIL/IMPA	0	164	189	1	353	0	13	0	28	41	394	0		
HABIT TRAF VIOL/OTHE	2	203	208	1	413	0	14	0	16	30	443	0		
DSTL ALCOHOL BEVERAG	0	0	3	0	3	0	0	0	1	1	4	0		
POSS UNAUTHORIZED ST	0	0	0	0	0	0	1	0	0	1	1	0		
POSS CONTRABAND ARTI	2	4	3	0	9	0	0	0	1	1	10	0		
TRNSPRT CONTRABAND A	2	1	0	0	3	0	1	0	1	2	5	0		
CONCEAL CONTRABAND	0	0	0	0	0	0	1	0	0	1	1	0		
MISC MRALS/PBLIC H/S	2	5	5	0	12	0	0	0	1	1	13	0		
VIOL GAME AND FISH L	0	1	1	0	2	0	0	0	0	0	2	0		
MISC CORRECTIONL INS	5	7	5	0	17	0	5	0	0	5	22	0		
VIOLATN OTHR STATES	22	191	91	0	304	11	81	0	30	122	426	0		
CONSPIRACY	13	48	14	0	75	4	34	0	9	47	122	0		
CRMNL ATMP T	41	200	112	0	353	9	60	0	43	112	465	0		
AIRCRAFT HIJACKING	0	2	0	0	2	0	0	0	0	0	2	0		
UNAUTH DIST RECRD DE	2	3	4	0	9	0	0	0	0	0	9	0		
CRMNL SOLICITATION	1	16	13	0	30	1	7	0	4	12	42	0		
PARTY TO A CRIME	3	11	2	0	16	1	3	0	4	8	24	0		
CRMNL TRESPASSING	1	10	3	0	14	0	0	0	2	2	16	0		
GANG PARTICIPATION	1	0	0	0	1	0	0	0	0	0	1	0		

(continued)

Probationer Statistical Profile

Sample: Active & admin probationers, not in facilities
Act probationers 06/18/2002

Requestor: Nancy Phillips, Statistician

Most serious offense by current age & sex (continued)

Most serious offense	M e n					W o m e n					Grand Total %
	age 00-21 %	age 22-39 %	age 40-98 %	age UNKWN %	Men Total %	age 00-21 %	age 22-39 %	age 40-98 %	age UNKWN %	Women Total %	
Total reported	10280	56675	28101	0	95056	2165	16613	7645	0	26423	121479
Percent Reported	100.0	100.0	100.0		100.0	99.9	100.0	100.0		100.0	100.0
NOT REPORTED	5	24	6	0	35	2	3	3	0	8	43
Total	10285	56699	28107	0	95091	2167	16616	7648	0	26431	121522

Probationer Statistical Profile

Sample: Active & admin probationers, not in facilities
Act probationers 06/18/2002

Requestor: Nancy Phillips, Statistician

Most serious crime type by current age & sex

Crime type	Men					Women					Grand Total	%
	age 00-21	age 22-39	age 40-98	age UNKWN	Men Total	age 00-21	age 22-39	age 40-98	age UNKWN	Women Total		
VIOL/PERSN	1061 10	8619 15	4778 17	0 0	14458 15	229 11	1826 11	811 11	0 0	2866 11	17324 14	
NVIOL/PERS	136 1	219 0	172 1	0 0	527 1	17 1	29 0	21 0	0 0	67 0	594 0	
PROPERTY	4779 46	19094 34	7471 27	0 0	31344 33	1344 62	8958 54	3397 44	0 0	13699 52	45043 37	
DRUG SALES	757 7	4711 8	1861 7	0 0	7329 8	78 4	732 4	454 6	0 0	1264 5	8593 7	
DRUG POSSN	2457 24	16389 29	7813 28	0 0	26659 28	363 17	4031 24	2345 31	0 0	6739 25	33398 27	
ALCOHOL	6 0	11 0	14 0	0 0	31 0	0 0	1 0	3 0	0 0	4 0	35 0	
HABIT/DUI	29 0	1792 3	2031 7	0 0	3852 4	2 0	169 1	184 2	0 0	355 1	4207 3	
SEX OFFEND	509 5	2328 4	2199 8	0 0	5036 5	15 1	102 1	51 1	0 0	168 1	5204 4	
OTHER	551 5	3536 6	1768 6	0 0	5855 6	119 5	768 5	382 5	0 0	1269 5	7124 6	
Total reported	10285	56699	28107	0	95091	2167	16616	7648	0	26431	121522	
Percent Reported	100.0	100.0	100.0		100.0	100.0	100.0	100.0		100.0	100.0	
NOT REPORTED	0	0	0	0	0	0	0	0	0	0	0	
Total	10285	56699	28107	0	95091	2167	16616	7648	0	26431	121522	