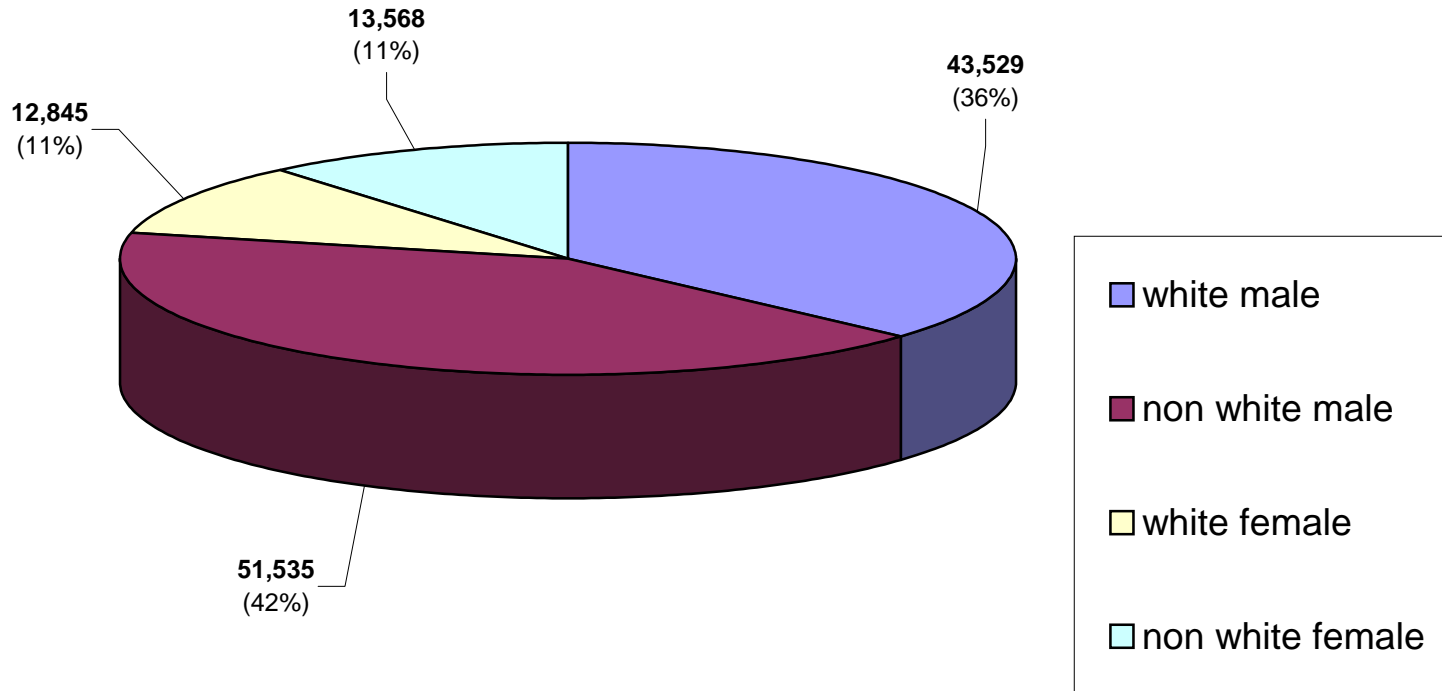
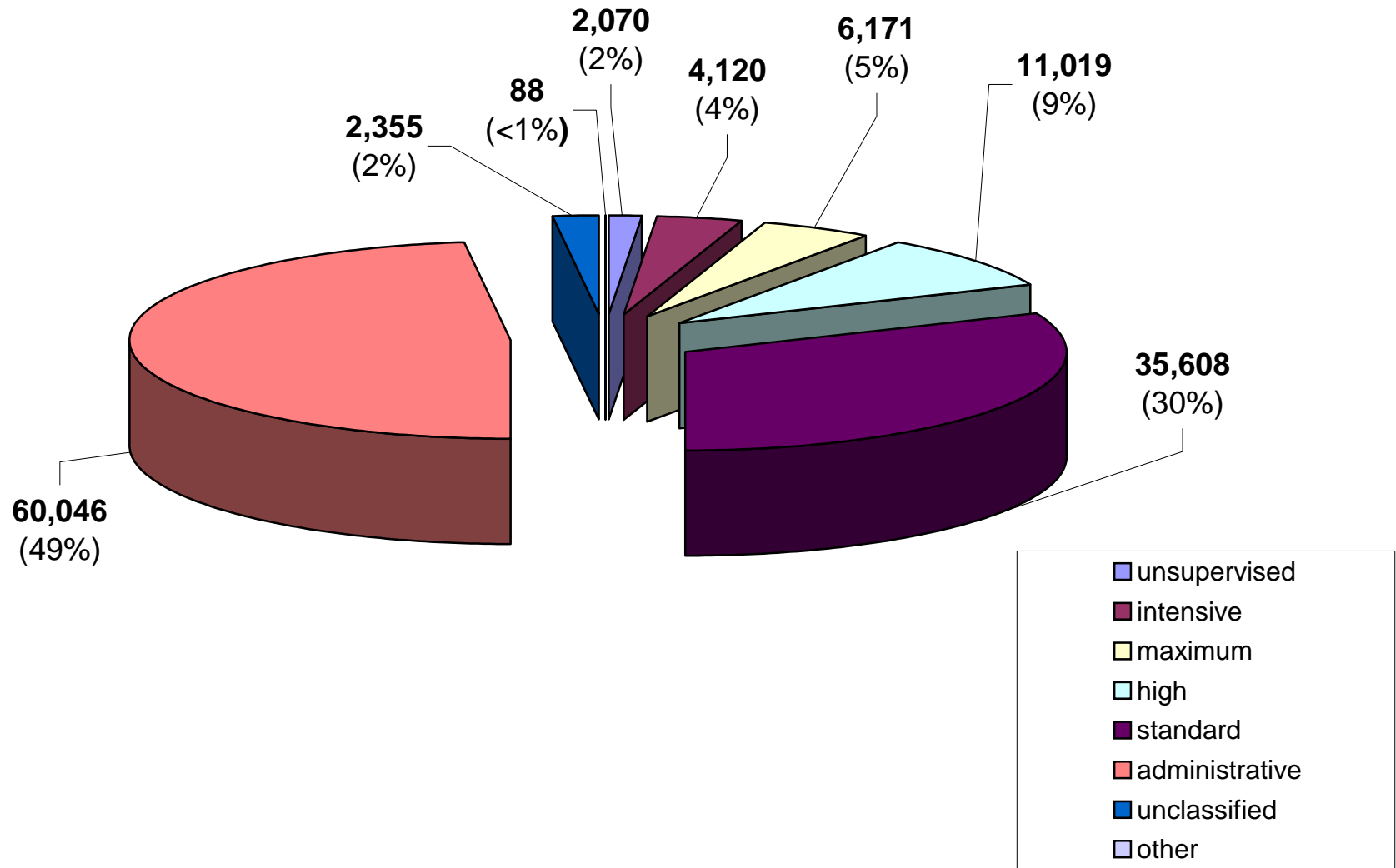


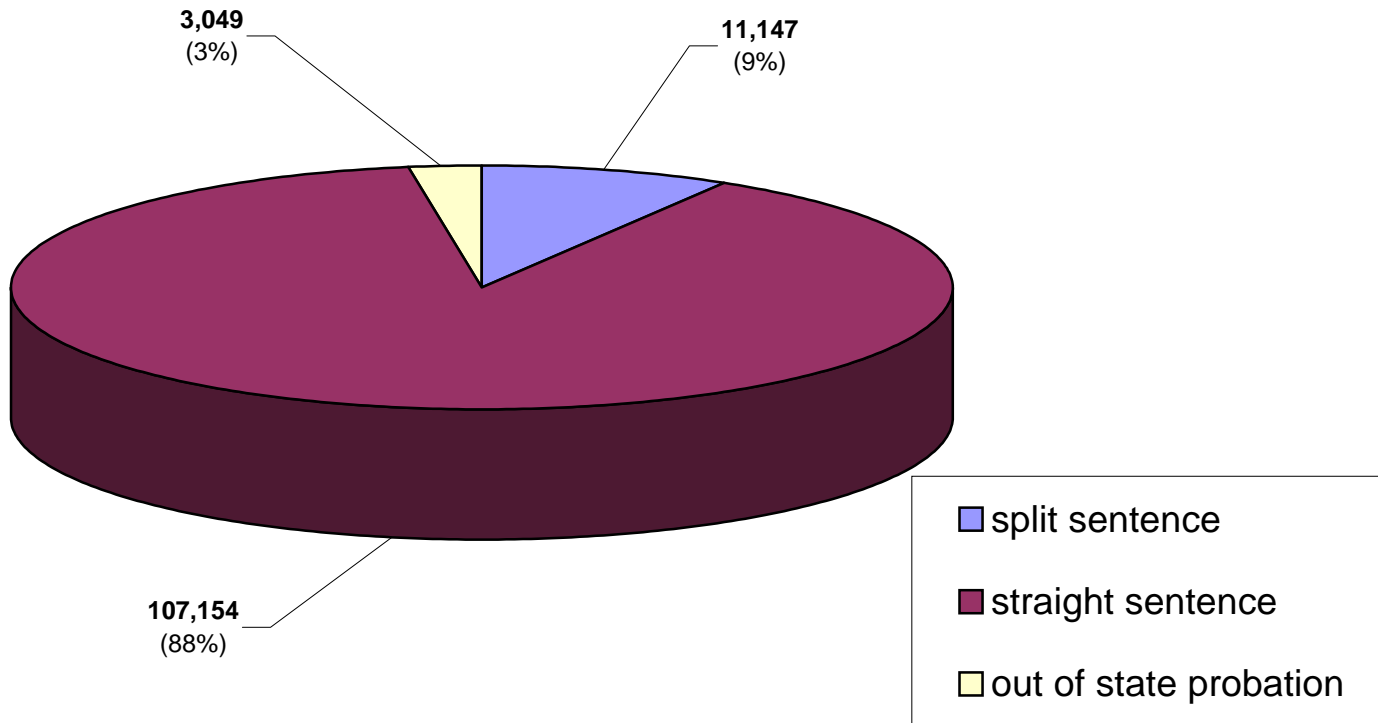
Active Probationers By Race & Gender



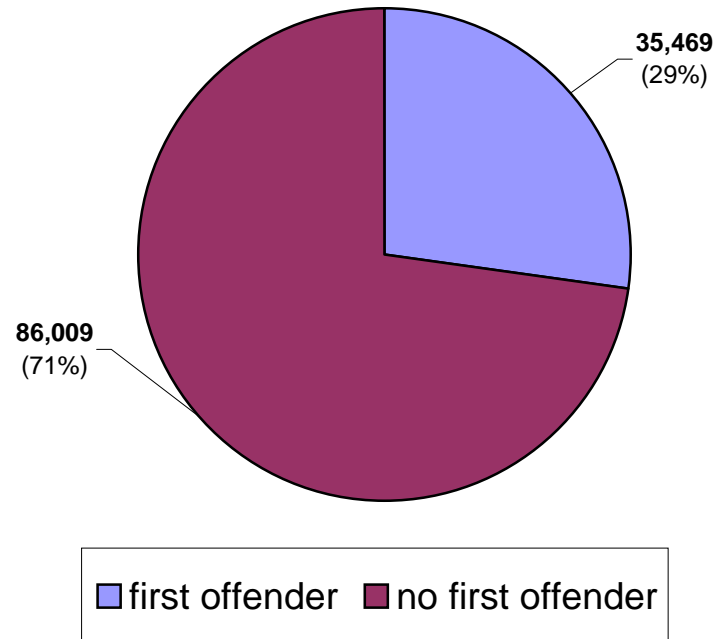
Active Probationers By Current Supervision Type



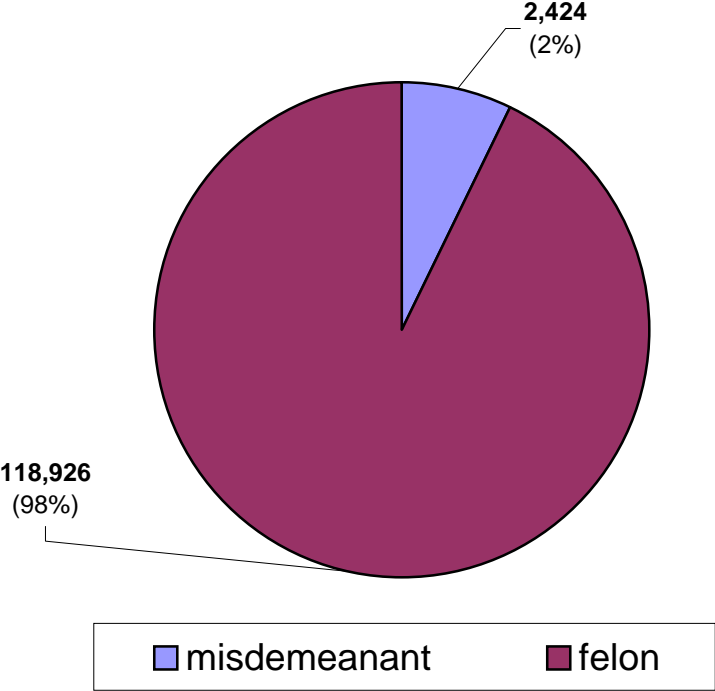
Active Probationers By Case Type



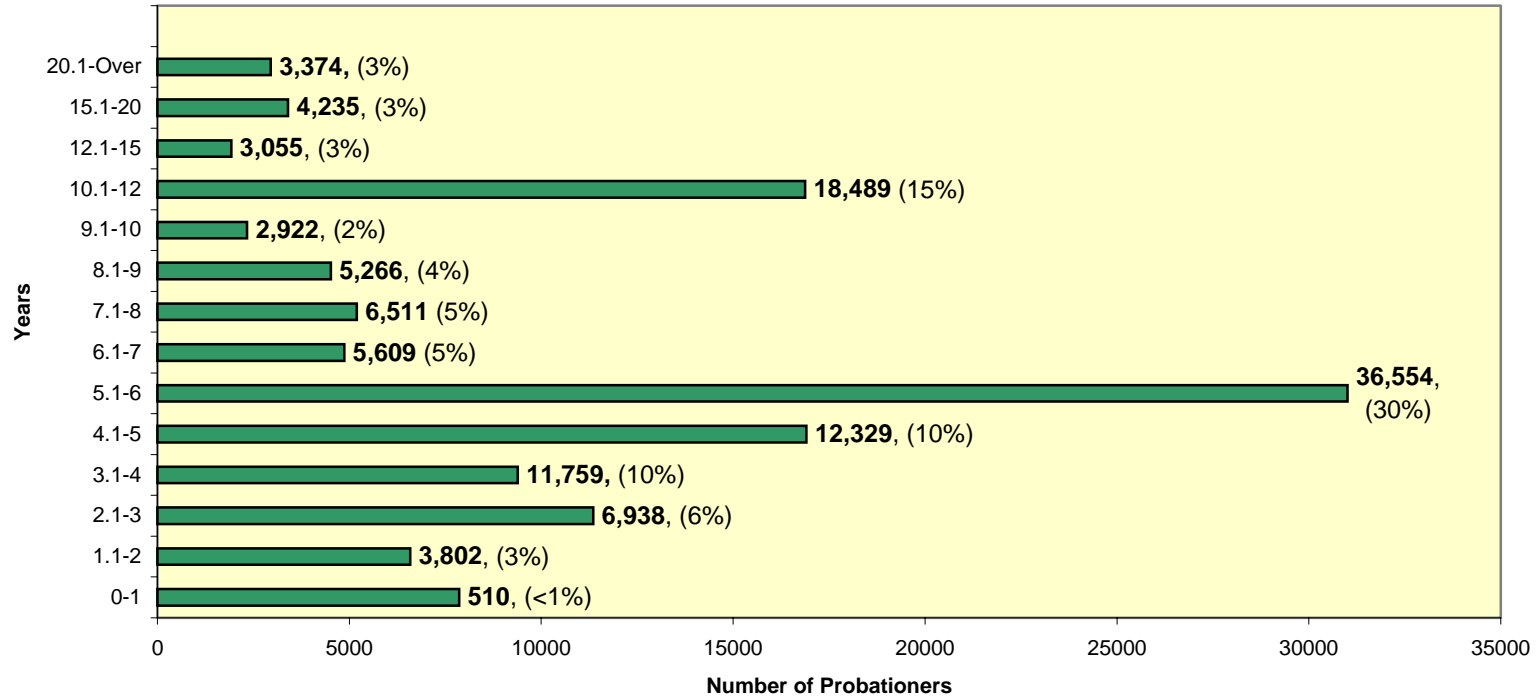
Active Probationers By First Offender Status



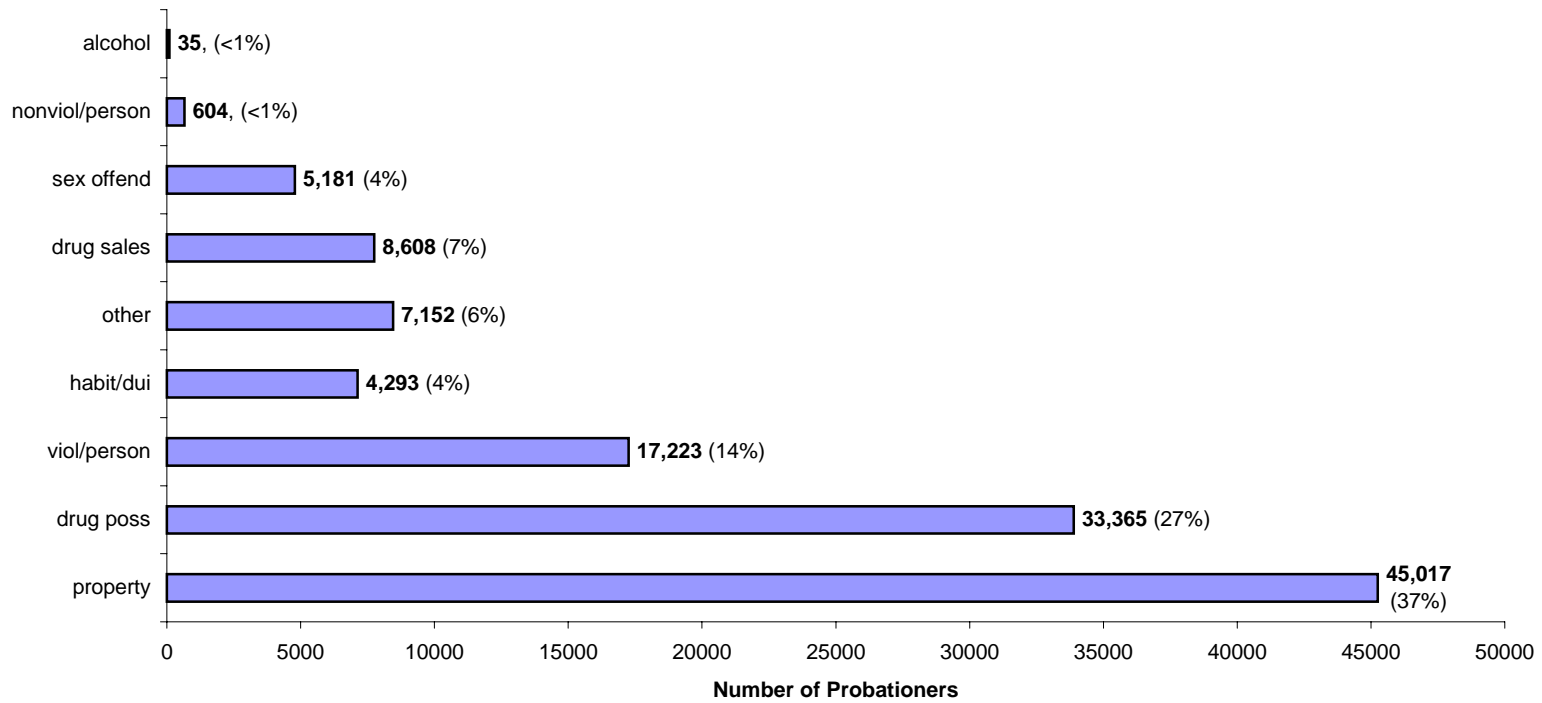
Active Probationer By Sentence Type



Active Probationers By Sentence Length



Active Probationers by Crime Type



Probationer Statistical Profile

Table of contents for Active & admin probationers, not in facilities

Title	Page
-----	----
Race and sex	2
Current supervision type	3
County of conviction	4
Circuit of conviction	9
Circuit of supervision	11
Sentence length in years	13
Time served in years	14
Time left to serve	15
Case type	16
Release type	17
First offender status	18
Type probationer	19
Most serious crime by group	20
Most serious offense	21
Most serious crime type	32

Georgia Department of Corrections

Page 2 Run 05/23/02 9:38 am

Office of Decision Support

Probationer Statistical Profile

Sample: Active & admin probationers, not in facilities
Act probationers 05/23/2002

Requestor: Nancy Phillips, Statistician

Race and sex by current age & sex

Race and sex	M e n				W o m e n				Grand Total %		
	age 00-21 %	age 22-39 %	age 40-98 %	age UNKWN %	Men Total %	age 00-21 %	age 22-39 %	age 40-98 %		age UNKWN %	Women Total %
WHITE MALE	4474 44	25119 44	13936 50	0 0	43529 46	0 0	0 0	0 0	0 0	0 0	43529 36
NON WHITE MALE	5798 56	31599 56	14138 50	0 0	51535 54	0 0	0 0	0 0	0 0	0 0	51535 42
WHITE FEMALE	0 0	0 0	0 0	0 0	0 0	945 44	7837 47	4063 53	0 0	12845 49	12845 11
NON WHITE FEMALE	0 0	0 0	0 0	0 0	0 0	1214 56	8804 53	3550 47	0 0	13568 51	13568 11
Total reported	10272	56718	28074	0	95064	2159	16641	7613	0	26413	121477
Percent Reported	100.0	100.0	100.0		100.0	100.0	100.0	100.0		100.0	100.0
NOT REPORTED	0	0	1	0	1	0	0	0	0	0	1
Total	10272	56718	28075	0	95065	2159	16641	7613	0	26413	121478
AVERAGE W-AGE	19.90	29.68	47.62	.00	33.92	19.97	30.41	46.29	.00	34.14	33.97

*** Average age excludes missing dates of birth

Georgia Department of Corrections

Page 3 Run 05/23/02 9:38 am

Office of Decision Support

Probationer Statistical Profile

Sample: Active & admin probationers, not in facilities
Act probationers 05/23/2002

Requestor: Nancy Phillips, Statistician

Current supervision type by current age & sex

Curr supv type	M e n				W o m e n				Grand Total %		
	age 00-21 %	age 22-39 %	age 40-98 %	age UNKWN %	Men Total %	age 00-21 %	age 22-39 %	age 40-98 %		age UNKWN %	Women Total %
UNSUPERVISED	64 1	1067 2	543 2	0 0	1674 2	7 0	283 2	106 1	0 0	396 1	2070 2
WARRANT	0 0	2 0	0 0	0 0	2 0	0 0	0 0	0 0	0 0	0 0	2 0
BC AFTERCARE	0 0	0 0	0 0	0 0	0 0	0 0	0 0	0 0	0 0	0 0	0 0
HOME CONFINEMENT	0 0	1 0	0 0	0 0	1 0	0 0	0 0	1 0	0 0	1 0	2 0
INTENSIVE	768 7	1842 3	671 2	0 0	3281 3	110 5	547 3	182 2	0 0	839 3	4120 3
MAXIMUM	692 7	3173 6	1616 6	0 0	5481 6	49 2	457 3	184 2	0 0	690 3	6171 5
HIGH	1399 14	5345 9	2627 9	0 0	9371 10	179 8	1041 6	428 6	0 0	1648 6	11019 9
MEDIUM	0 0	0 0	0 0	0 0	0 0	0 0	0 0	0 0	0 0	0 0	0 0
STANDARD	4693 46	14356 25	6769 24	0 0	25818 27	1376 64	6058 36	2356 31	0 0	9790 37	35608 29
ADMINISTRATIVE	2495 24	29643 52	15224 54	0 0	47362 50	414 19	8027 48	4243 56	0 0	12684 48	60046 49
FINANCIAL	0 0	17 0	64 0	0 0	81 0	0 0	2 0	2 0	0 0	4 0	85 0
OBSOLETE CODES	0 0	0 0	0 0	0 0	0 0	0 0	0 0	0 0	0 0	0 0	0 0
UNCLASSIFIED	161 2	1272 2	561 2	0 0	1994 2	24 1	226 1	111 1	0 0	361 1	2355 2
Total reported	10272	56718	28075	0	95065	2159	16641	7613	0	26413	121478
Percent Reported	100.0	100.0	100.0		100.0	100.0	100.0	100.0		100.0	100.0
NOT REPORTED	0	0	0	0	0	0	0	0	0	0	0
Total	10272	56718	28075	0	95065	2159	16641	7613	0	26413	121478

Georgia Department of Corrections

Page 4 Run 05/23/02 9:38 am

Office of Decision Support

Probationer Statistical Profile

Sample: Active & admin probationers, not in facilities
Act probationers 05/23/2002

Requestor: Nancy Phillips, Statistician

County of conviction by current age & sex

County	M e n						W o m e n						Grand									
	age 00-21	%	age 22-39	%	age 40-98	%	age UNKWN	%	Total	%	age 00-21	%	age 22-39	%	age 40-98	%	age UNKWN	%	Total	%		
Appling	31	0	123	0	56	0	0	0	210	0	1	0	36	0	8	0	0	0	45	0	255	0
Atkinson	6	0	62	0	49	0	0	0	117	0	1	0	18	0	8	0	0	0	27	0	144	0
Bacon	16	0	58	0	32	0	0	0	106	0	1	0	11	0	3	0	0	0	15	0	121	0
Baker	2	0	38	0	19	0	0	0	59	0	0	0	4	0	1	0	0	0	5	0	64	0
Baldwin	126	1	580	1	235	1	0	0	941	1	19	1	145	1	79	1	0	0	243	1	1184	1
Banks	20	0	123	0	89	0	0	0	232	0	7	0	37	0	17	0	0	0	61	0	293	0
Barrow	46	0	286	1	196	1	0	0	528	1	13	1	105	1	53	1	0	0	171	1	699	1
Bartow	101	1	874	2	501	2	0	0	1476	2	21	1	293	2	114	1	0	0	428	2	1904	2
Ben Hill	21	0	159	0	87	0	0	0	267	0	10	0	47	0	19	0	0	0	76	0	343	0
Berrien	21	0	133	0	75	0	0	0	229	0	9	0	29	0	18	0	0	0	56	0	285	0
Bibb	250	2	1605	3	808	3	0	0	2663	3	54	3	524	3	232	3	0	0	810	3	3473	3
Bleckley	22	0	116	0	46	0	0	0	184	0	5	0	37	0	12	0	0	0	54	0	238	0
Brantley	11	0	56	0	39	0	0	0	106	0	0	0	15	0	5	0	0	0	20	0	126	0
Brooks	32	0	153	0	58	0	0	0	243	0	2	0	24	0	13	0	0	0	39	0	282	0
Bryan	16	0	74	0	37	0	0	0	127	0	3	0	14	0	13	0	0	0	30	0	157	0
Bulloch	126	1	486	1	148	1	0	0	760	1	14	1	139	1	42	1	0	0	195	1	955	1
Burke	26	0	115	0	53	0	0	0	194	0	3	0	23	0	13	0	0	0	39	0	233	0
Butts	22	0	167	0	78	0	0	0	267	0	6	0	42	0	27	0	0	0	75	0	342	0
Calhoun	8	0	72	0	40	0	0	0	120	0	1	0	22	0	8	0	0	0	31	0	151	0
Camden	42	0	210	0	76	0	0	0	328	0	3	0	48	0	29	0	0	0	80	0	408	0
Candler	12	0	67	0	38	0	0	0	117	0	4	0	32	0	9	0	0	0	45	0	162	0
Carroll	108	1	481	1	223	1	0	0	812	1	24	1	145	1	79	1	0	0	248	1	1060	1
Catoosa	49	0	318	1	129	0	0	0	496	1	16	1	106	1	56	1	0	0	178	1	674	1
Charlton	6	0	59	0	22	0	0	0	87	0	0	0	5	0	7	0	0	0	12	0	99	0
Chatham	386	4	1518	3	729	3	0	0	2633	3	89	4	596	4	291	4	0	0	976	4	3609	3
Chattahoochee	7	0	20	0	10	0	0	0	37	0	1	0	7	0	4	0	0	0	12	0	49	0
Chatooga	31	0	216	0	119	0	0	0	366	0	12	1	63	0	28	0	0	0	103	0	469	0
Cherokee	199	2	767	1	384	1	0	0	1350	1	43	2	223	1	118	2	0	0	384	1	1734	1
Clarke	121	1	587	1	244	1	0	0	952	1	24	1	170	1	49	1	0	0	243	1	1195	1
Clay	11	0	32	0	22	0	0	0	65	0	1	0	4	0	6	0	0	0	11	0	76	0
Clayton	273	3	795	1	379	1	0	0	1447	2	110	5	394	2	127	2	0	0	631	2	2078	2
Clinch	17	0	79	0	57	0	0	0	153	0	4	0	25	0	6	0	0	0	35	0	188	0
Cobb	738	7	4345	8	2128	8	0	0	7211	8	157	7	1308	8	618	8	0	0	2083	8	9294	8
Coffee	31	0	246	0	131	0	0	0	408	0	3	0	66	0	40	1	0	0	109	0	517	0

(continued)

Georgia Department of Corrections
Office of Decision Support
Probationer Statistical Profile

Sample: Active & admin probationers, not in facilities
Act probationers 05/23/2002

Requestor: Nancy Phillips, Statistician

County of conviction by current age & sex (continued)

County	M e n								W o m e n								Grand Total %	
	age 00-21 %	age 22-39 %	age 40-98 %	age UNKWN %	Men Total %	age 00-21 %	age 22-39 %	age 40-98 %	age UNKWN %	Women Total %								
Colquit	103 1	449 1	213 1	0 0	765 1	10 0	88 1	48 1	0 0	146 1	911 1							
Columbia	76 1	318 1	123 0	0 0	517 1	15 1	73 0	51 1	0 0	139 1	656 1							
Cook	28 0	234 0	109 0	0 0	371 0	3 0	60 0	21 0	0 0	84 0	455 0							
Coweta	91 1	402 1	218 1	0 0	711 1	24 1	153 1	60 1	0 0	237 1	948 1							
Crawford	11 0	57 0	26 0	0 0	94 0	2 0	8 0	5 0	0 0	15 0	109 0							
Crisp	70 1	255 0	131 0	0 0	456 0	13 1	86 1	32 0	0 0	131 0	587 0							
Dade	37 0	142 0	72 0	0 0	251 0	3 0	54 0	14 0	0 0	71 0	322 0							
Dawson	13 0	96 0	68 0	0 0	177 0	5 0	39 0	17 0	0 0	61 0	238 0							
Decatur	37 0	343 1	178 1	0 0	558 1	12 1	91 1	38 0	0 0	141 1	699 1							
DeKalb	613 6	2632 5	1272 5	0 0	4517 5	159 7	818 5	315 4	0 0	1292 5	5809 5							
Dodge	21 0	139 0	78 0	0 0	238 0	12 1	56 0	22 0	0 0	90 0	328 0							
Dooley	21 0	104 0	51 0	0 0	176 0	2 0	29 0	14 0	0 0	45 0	221 0							
Dougherty	324 3	1982 3	1002 4	0 0	3308 3	56 3	613 4	260 3	0 0	929 4	4237 3							
Douglas	198 2	1360 2	801 3	0 0	2359 2	57 3	470 3	236 3	0 0	763 3	3122 3							
Early	37 0	121 0	67 0	0 0	225 0	3 0	40 0	25 0	0 0	68 0	293 0							
Echols	3 0	19 0	15 0	0 0	37 0	1 0	2 0	2 0	0 0	5 0	42 0							
Effingham	52 1	174 0	98 0	0 0	324 0	10 0	51 0	31 0	0 0	92 0	416 0							
Elbert	25 0	216 0	138 0	0 0	379 0	3 0	54 0	38 0	0 0	95 0	474 0							
Emanuel	35 0	121 0	56 0	0 0	212 0	5 0	35 0	17 0	0 0	57 0	269 0							
Evans	16 0	36 0	18 0	0 0	70 0	3 0	14 0	4 0	0 0	21 0	91 0							
Fannin	17 0	167 0	112 0	0 0	296 0	6 0	70 0	18 0	0 0	94 0	390 0							
Fayette	92 1	400 1	155 1	0 0	647 1	24 1	164 1	68 1	0 0	256 1	903 1							
Floyd	106 1	882 2	481 2	0 0	1469 2	31 1	299 2	155 2	0 0	485 2	1954 2							
Forsyth	59 1	357 1	198 1	0 0	614 1	8 0	119 1	57 1	0 0	184 1	798 1							
Franklin	23 0	195 0	106 0	0 0	324 0	4 0	43 0	23 0	0 0	70 0	394 0							
Fulton	657 6	4495 8	2120 8	0 0	7272 8	83 4	849 5	470 6	0 0	1402 5	8674 7							
Gilmer	30 0	225 0	125 0	0 0	380 0	10 0	72 0	44 1	0 0	126 0	506 0							
Glascok	2 0	6 0	4 0	0 0	12 0	0 0	0 0	0 0	0 0	0 0	12 0							
Glynn	127 1	607 1	286 1	0 0	1020 1	19 1	166 1	78 1	0 0	263 1	1283 1							
Gordon	58 1	487 1	285 1	0 0	830 1	15 1	187 1	83 1	0 0	285 1	1115 1							
Grady	29 0	208 0	107 0	0 0	344 0	2 0	49 0	23 0	0 0	74 0	418 0							
Greene	41 0	191 0	84 0	0 0	316 0	3 0	44 0	19 0	0 0	66 0	382 0							
Gwinnett	496 5	2761 5	1143 4	0 0	4400 5	100 5	778 5	330 4	0 0	1208 5	5608 5							
Habersham	29 0	124 0	80 0	0 0	233 0	12 1	35 0	20 0	0 0	67 0	300 0							
Hall	122 1	651 1	366 1	0 0	1139 1	33 2	251 2	109 1	0 0	393 1	1532 1							

(continued)

Probationer Statistical Profile

Sample: Active & admin probationers, not in facilities
Act probationers 05/23/2002

Requestor: Nancy Phillips, Statistician

County of conviction by current age & sex (continued)

County	Men						Women						Grand Total	%								
	age 00-21	age %	age 22-39	age %	age 40-98	age % UNKWN	Men Total	age 00-21	age %	age 22-39	age %	age 40-98			age % UNKWN	Women Total						
Hancock	14	0	68	0	34	0	0	0	116	0	1	0	7	0	4	0	0	0	12	0	128	0
Haralson	24	0	167	0	135	0	0	0	326	0	3	0	41	0	26	0	0	0	70	0	396	0
Harris	29	0	112	0	58	0	0	0	199	0	4	0	18	0	13	0	0	0	35	0	234	0
Hart	16	0	141	0	70	0	0	0	227	0	2	0	25	0	20	0	0	0	47	0	274	0
Heard	8	0	42	0	36	0	0	0	86	0	1	0	12	0	6	0	0	0	19	0	105	0
Henry	149	1	718	1	291	1	0	0	1158	1	42	2	197	1	91	1	0	0	330	1	1488	1
Houston	146	1	662	1	319	1	0	0	1127	1	34	2	232	1	85	1	0	0	351	1	1478	1
Irwin	14	0	79	0	52	0	0	0	145	0	1	0	13	0	8	0	0	0	22	0	167	0
Jackson	45	0	255	0	162	1	0	0	462	0	7	0	96	1	37	0	0	0	140	1	602	0
Jasper	19	0	61	0	38	0	0	0	118	0	0	0	11	0	5	0	0	0	16	0	134	0
Jeff Davis	11	0	113	0	56	0	0	0	180	0	0	0	22	0	11	0	0	0	33	0	213	0
Jefferson	34	0	139	0	68	0	0	0	241	0	0	0	22	0	6	0	0	0	28	0	269	0
Jenkins	14	0	92	0	32	0	0	0	138	0	4	0	18	0	6	0	0	0	28	0	166	0
Johnson	13	0	107	0	28	0	0	0	148	0	2	0	17	0	7	0	0	0	26	0	174	0
Jones	27	0	209	0	100	0	0	0	336	0	5	0	32	0	23	0	0	0	60	0	396	0
Lamar	17	0	180	0	58	0	0	0	255	0	7	0	33	0	11	0	0	0	51	0	306	0
Lanier	13	0	94	0	47	0	0	0	154	0	3	0	19	0	11	0	0	0	33	0	187	0
Laurens	72	1	368	1	195	1	0	0	635	1	4	0	79	0	33	0	0	0	116	0	751	1
Lee	40	0	208	0	116	0	0	0	364	0	6	0	33	0	17	0	0	0	56	0	420	0
Liberty	46	0	166	0	58	0	0	0	270	0	5	0	51	0	20	0	0	0	76	0	346	0
Lincoln	11	0	51	0	29	0	0	0	91	0	0	0	8	0	8	0	0	0	16	0	107	0
Long	15	0	36	0	26	0	0	0	77	0	2	0	8	0	7	0	0	0	17	0	94	0
Lowndes	224	2	1037	2	420	1	0	0	1681	2	52	2	292	2	115	2	0	0	459	2	2140	2
Lumpkin	14	0	154	0	87	0	0	0	255	0	3	0	49	0	23	0	0	0	75	0	330	0
Macon	14	0	143	0	123	0	0	0	280	0	2	0	26	0	13	0	0	0	41	0	321	0
Madison	41	0	148	0	89	0	0	0	278	0	2	0	37	0	22	0	0	0	61	0	339	0
Marion	11	0	54	0	21	0	0	0	86	0	2	0	9	0	3	0	0	0	14	0	100	0
McDuffie	18	0	178	0	71	0	0	0	267	0	1	0	37	0	18	0	0	0	56	0	323	0
McIntosh	6	0	54	0	41	0	0	0	101	0	9	0	22	0	13	0	0	0	44	0	145	0
Meriwether	35	0	139	0	88	0	0	0	262	0	4	0	33	0	23	0	0	0	60	0	322	0
Miller	14	0	66	0	26	0	0	0	106	0	3	0	15	0	6	0	0	0	24	0	130	0
Mitchell	36	0	341	1	141	1	0	0	518	1	7	0	65	0	31	0	0	0	103	0	621	1
Monroe	16	0	204	0	88	0	0	0	308	0	3	0	59	0	17	0	0	0	79	0	387	0
Montgomery	15	0	60	0	24	0	0	0	99	0	1	0	12	0	7	0	0	0	20	0	119	0
Morgan	13	0	145	0	63	0	0	0	221	0	3	0	17	0	15	0	0	0	35	0	256	0

(continued)

Probationer Statistical Profile

Sample: Active & admin probationers, not in facilities
Act probationers 05/23/2002

Requestor: Nancy Phillips, Statistician

County of conviction by current age & sex (continued)

County	Men							Women							Grand Total	%						
	age	%	age	%	age	%	UNKWN	Men	age	%	age	%	age	%			UNKWN	Women				
Murray	25	0	132	0	62	0	0	0	219	0	3	0	46	0	22	0	0	0	71	0	290	0
Muscogee	282	3	1346	2	691	2	0	0	2319	2	76	4	526	3	247	3	0	0	849	3	3168	3
Newton	66	1	762	1	446	2	0	0	1274	1	15	1	203	1	103	1	0	0	321	1	1595	1
Oconee	5	0	62	0	32	0	0	0	99	0	3	0	17	0	8	0	0	0	28	0	127	0
Oglethrope	13	0	91	0	40	0	0	0	144	0	2	0	8	0	12	0	0	0	22	0	166	0
Paulding	49	0	281	0	166	1	0	0	496	1	2	0	53	0	40	1	0	0	95	0	591	0
Peach	26	0	160	0	64	0	0	0	250	0	1	0	34	0	14	0	0	0	49	0	299	0
Pickens	27	0	141	0	93	0	0	0	261	0	5	0	62	0	21	0	0	0	88	0	349	0
Pierce	14	0	56	0	26	0	0	0	96	0	1	0	22	0	7	0	0	0	30	0	126	0
Pike	7	0	49	0	21	0	0	0	77	0	0	0	7	0	5	0	0	0	12	0	89	0
Polk	31	0	343	1	211	1	0	0	585	1	5	0	65	0	44	1	0	0	114	0	699	1
Pulaski	23	0	71	0	39	0	0	0	133	0	4	0	22	0	9	0	0	0	35	0	168	0
Putnam	31	0	248	0	115	0	0	0	394	0	11	1	32	0	25	0	0	0	68	0	462	0
Quitman	2	0	17	0	9	0	0	0	28	0	2	0	3	0	6	0	0	0	11	0	39	0
Rabun	17	0	71	0	50	0	0	0	138	0	3	0	16	0	19	0	0	0	38	0	176	0
Randolph	13	0	85	0	34	0	0	0	132	0	2	0	23	0	13	0	0	0	38	0	170	0
Richmond	293	3	1319	2	647	2	0	0	2259	2	95	4	503	3	234	3	0	0	832	3	3091	3
Rockdale	72	1	327	1	149	1	0	0	548	1	26	1	119	1	51	1	0	0	196	1	744	1
Schely	5	0	57	0	30	0	0	0	92	0	1	0	13	0	5	0	0	0	19	0	111	0
Screven	25	0	145	0	75	0	0	0	245	0	3	0	34	0	27	0	0	0	64	0	309	0
Seminole	23	0	113	0	48	0	0	0	184	0	3	0	27	0	9	0	0	0	39	0	223	0
Spalding	82	1	463	1	221	1	0	0	766	1	16	1	150	1	69	1	0	0	235	1	1001	1
Stephens	29	0	145	0	82	0	0	0	256	0	4	0	52	0	23	0	0	0	79	0	335	0
Stewart	6	0	74	0	47	0	0	0	127	0	1	0	13	0	10	0	0	0	24	0	151	0
Sumter	77	1	560	1	352	1	0	0	989	1	11	1	168	1	91	1	0	0	270	1	1259	1
Talbot	7	0	40	0	21	0	0	0	68	0	0	0	3	0	5	0	0	0	8	0	76	0
Taliaferro	2	0	8	0	5	0	0	0	15	0	1	0	1	0	0	0	0	0	2	0	17	0
Tattnall	18	0	77	0	49	0	0	0	144	0	3	0	10	0	8	0	0	0	21	0	165	0
Taylor	11	0	72	0	38	0	0	0	121	0	4	0	8	0	2	0	0	0	14	0	135	0
Telfair	17	0	134	0	50	0	0	0	201	0	4	0	44	0	19	0	0	0	67	0	268	0
Terrell	16	0	137	0	42	0	0	0	195	0	6	0	38	0	15	0	0	0	59	0	254	0
Thomas	110	1	666	1	286	1	0	0	1062	1	19	1	154	1	58	1	0	0	231	1	1293	1
Tift	34	0	341	1	170	1	0	0	545	1	3	0	90	1	34	0	0	0	127	0	672	1
Toombs	41	0	165	0	97	0	0	0	303	0	12	1	70	0	24	0	0	0	106	0	409	0
Towns	9	0	47	0	23	0	0	0	79	0	1	0	19	0	6	0	0	0	26	0	105	0

(continued)

Probationer Statistical Profile

Sample: Active & admin probationers, not in facilities
Act probationers 05/23/2002

Requestor: Nancy Phillips, Statistician

County of conviction by current age & sex (continued)

County	Men					Women					Grand Total	%										
	age 00-21	age 22-39	age 40-98	age UNKWN	Men Total	age 00-21	age 22-39	age 40-98	age UNKWN	Women Total												
Treutlen	11	0	76	0	48	0	0	0	135	0	2	0	18	0	12	0	0	0	32	0	167	0
Troup	123	1	425	1	219	1	0	0	767	1	24	1	190	1	77	1	0	0	291	1	1058	1
Turner	14	0	95	0	35	0	0	0	144	0	3	0	14	0	9	0	0	0	26	0	170	0
Twiggs	4	0	70	0	33	0	0	0	107	0	2	0	16	0	8	0	0	0	26	0	133	0
Union	19	0	81	0	49	0	0	0	149	0	6	0	23	0	19	0	0	0	48	0	197	0
Upson	50	0	131	0	64	0	0	0	245	0	8	0	45	0	15	0	0	0	68	0	313	0
Walker	62	1	362	1	200	1	0	0	624	1	13	1	111	1	41	1	0	0	165	1	789	1
Walton	87	1	650	1	365	1	0	0	1102	1	8	0	149	1	63	1	0	0	220	1	1322	1
Ware	27	0	238	0	119	0	0	0	384	0	6	0	82	0	32	0	0	0	120	0	504	0
Warren	11	0	41	0	26	0	0	0	78	0	0	0	3	0	1	0	0	0	4	0	82	0
Washington	26	0	108	0	53	0	0	0	187	0	1	0	39	0	24	0	0	0	64	0	251	0
Wayne	32	0	228	0	110	0	0	0	370	0	9	0	54	0	27	0	0	0	90	0	460	0
Webster	9	0	31	0	30	0	0	0	70	0	0	0	7	0	1	0	0	0	8	0	78	0
Wheeler	5	0	27	0	24	0	0	0	56	0	1	0	7	0	6	0	0	0	14	0	70	0
White	21	0	111	0	81	0	0	0	213	0	3	0	34	0	14	0	0	0	51	0	264	0
Whitfield	120	1	641	1	278	1	0	0	1039	1	28	1	234	1	95	1	0	0	357	1	1396	1
Wilcox	13	0	57	0	25	0	0	0	95	0	0	0	6	0	3	0	0	0	9	0	104	0
Wilkes	14	0	66	0	46	0	0	0	126	0	2	0	11	0	11	0	0	0	24	0	150	0
Wilkinson	15	0	81	0	40	0	0	0	136	0	1	0	22	0	9	0	0	0	32	0	168	0
Worth	24	0	153	0	88	0	0	0	265	0	4	0	25	0	18	0	0	0	47	0	312	0
Out of state	210	2	1469	3	593	2	0	0	2272	2	56	3	512	3	180	2	0	0	748	3	3020	2
Total reported	10272		56713		28070		0		95055		2159		16641		7610		0		26410		121465	
Percent Reported	100.0		100.0		100.0				100.0		100.0		100.0		100.0				100.0		100.0	
Not reported	0		5		5		0		10		0		0		3		0		3		13	
Total	10272		56718		28075		0		95065		2159		16641		7613		0		26413		121478	

Probationer Statistical Profile

Sample: Active & admin probationers, not in facilities
Act probationers 05/23/2002

Requestor: Nancy Phillips, Statistician

Circuit of conviction by current age & sex

Circuit of conv	Men								Women								Grand Total %					
	age 00-21 %	age 22-39 %	age 40-98 %	age UNKWN %	Men Total %	age 00-21 %	age 22-39 %	age 40-98 %	age UNKWN %	Women Total %												
Alapaha	85	1	602	1	337	1	0	0	1024	1	20	1	151	1	64	1	0	0	235	1	1259	1
Alcovy	153	2	1412	3	811	3	0	0	2376	3	23	1	352	2	166	2	0	0	541	2	2917	2
Atlanta	657	7	4495	8	2120	8	0	0	7272	8	83	4	849	5	470	6	0	0	1402	5	8674	7
Atlantic	117	1	443	1	229	1	0	0	789	1	25	1	119	1	65	1	0	0	209	1	998	1
Augusta	395	4	1752	3	823	3	0	0	2970	3	113	5	599	4	298	4	0	0	1010	4	3980	3
Blue Ridge	199	2	767	1	384	1	0	0	1350	1	43	2	223	1	118	2	0	0	384	1	1734	1
Brunswick	243	2	1281	2	584	2	0	0	2108	2	32	2	326	2	153	2	0	0	511	2	2619	2
Chattahoochee	347	3	1643	3	839	3	0	0	2829	3	87	4	571	4	274	4	0	0	932	4	3761	3
Cherokee	159	2	1361	2	786	3	0	0	2306	2	36	2	480	3	197	3	0	0	713	3	3019	3
Clayton	272	3	793	1	378	1	0	0	1443	2	110	5	394	2	127	2	0	0	631	2	2074	2
Cobb	738	7	4341	8	2122	8	0	0	7201	8	157	7	1306	8	617	8	0	0	2080	8	9281	8
Conasauga	145	1	773	1	340	1	0	0	1258	1	31	1	280	2	117	2	0	0	428	2	1686	1
Cordele	125	1	575	1	294	1	0	0	994	1	25	1	168	1	68	1	0	0	261	1	1255	1
Coweta	365	4	1489	3	784	3	0	0	2638	3	77	4	533	3	245	3	0	0	855	3	3493	3
Dougherty	324	3	1982	4	1002	4	0	0	3308	4	56	3	613	4	260	3	0	0	929	4	4237	4
Dublin	100	1	621	1	304	1	0	0	1025	1	10	0	130	1	60	1	0	0	200	1	1225	1
Eastern	386	4	1518	3	729	3	0	0	2633	3	89	4	596	4	291	4	0	0	976	4	3609	3
Flint	149	1	718	1	291	1	0	0	1158	1	42	2	197	1	91	1	0	0	330	1	1488	1
Griffin	231	2	1043	2	461	2	0	0	1735	2	48	2	366	2	157	2	0	0	571	2	2306	2
Gwinnett	496	5	2761	5	1143	4	0	0	4400	5	100	5	778	5	329	4	0	0	1207	5	5607	5
Houston	146	1	662	1	319	1	0	0	1127	1	34	2	232	1	85	1	0	0	351	1	1478	1
Lookout Mountain	179	2	1038	2	520	2	0	0	1737	2	44	2	334	2	139	2	0	0	517	2	2254	2
Macon	287	3	1822	3	898	3	0	0	3007	3	57	3	566	4	251	3	0	0	874	3	3881	3
Middle	148	1	600	1	312	1	0	0	1060	1	22	1	198	1	80	1	0	0	300	1	1360	1
Mountain	75	1	340	1	212	1	0	0	627	1	19	1	103	1	62	1	0	0	184	1	811	1
Northeastern	135	1	747	1	434	2	0	0	1316	1	38	2	290	2	126	2	0	0	454	2	1770	1
Northern	118	1	791	1	443	2	0	0	1352	1	13	1	167	1	115	2	0	0	295	1	1647	1
Ocmulgee	286	3	1583	3	709	3	0	0	2578	3	43	2	310	2	179	2	0	0	532	2	3110	3
Oconee	103	1	547	1	261	1	0	0	911	1	27	1	178	1	75	1	0	0	280	1	1191	1
Ogeechee	217	2	897	2	353	1	0	0	1467	2	31	1	242	2	106	1	0	0	379	1	1846	2
Pataula	116	1	571	1	248	1	0	0	935	1	20	1	150	1	80	1	0	0	250	1	1185	1
Piedmont	111	1	664	1	447	2	0	0	1222	1	27	1	238	1	107	1	0	0	372	1	1594	1
Rome	106	1	882	2	481	2	0	0	1469	2	31	1	299	2	155	2	0	0	485	2	1954	2
South Georgia	112	1	1002	2	485	2	0	0	1599	2	22	1	231	1	101	1	0	0	354	1	1953	2

(continued)

Probationer Statistical Profile

Sample: Active & admin probationers, not in facilities
Act probationers 05/23/2002

Requestor: Nancy Phillips, Statistician

Circuit of conviction by current age & sex (continued)

Circuit of conv	Men								Women								Grand Total	%				
	age 00-21	%	age 22-39	%	age 40-98	%	UNKWN	%	Men Total	%	age 00-21	%	age 22-39	%	age 40-98	%			UNKWN	%	Women Total	%
Southern	472	5	2324	4	992	4	0	0	3788	4	84	4	560	3	236	3	0	0	880	3	4668	4
Southwestern	151	2	1073	2	698	3	0	0	1922	2	21	1	260	2	137	2	0	0	418	2	2340	2
Stone Mountain	613	6	2632	5	1272	5	0	0	4517	5	159	8	818	5	315	4	0	0	1292	5	5809	5
Tallapoosa	104	1	791	1	512	2	0	0	1407	2	10	0	159	1	110	1	0	0	279	1	1686	1
Tifton	86	1	668	1	345	1	0	0	1099	1	11	1	142	1	69	1	0	0	222	1	1321	1
Toombs	58	1	350	1	181	1	0	0	589	1	4	0	60	0	38	1	0	0	102	0	691	1
Waycross	105	1	713	1	369	1	0	0	1187	1	11	1	201	1	94	1	0	0	306	1	1493	1
Western	126	1	649	1	276	1	0	0	1051	1	27	1	187	1	57	1	0	0	271	1	1322	1
Rockdale	72	1	327	1	149	1	0	0	548	1	26	1	119	1	51	1	0	0	196	1	744	1
Douglas	198	2	1360	2	801	3	0	0	2359	3	57	3	470	3	236	3	0	0	763	3	3122	3
Appalachian	74	1	533	1	330	1	0	0	937	1	21	1	204	1	83	1	0	0	308	1	1245	1
Enotah	63	1	393	1	240	1	0	0	696	1	13	1	125	1	62	1	0	0	200	1	896	1
Forsyth-Bell	59	1	357	1	198	1	0	0	614	1	8	0	119	1	57	1	0	0	184	1	798	1
Towaliga	55	1	551	1	224	1	0	0	830	1	16	1	134	1	55	1	0	0	205	1	1035	1
OUT OF STATE	210	2	1469	3	593	2	0	0	2272	2	56	3	512	3	180	2	0	0	748	3	3020	3
Total reported	10271		56706		28063		0		95040		2159		16639		7608		0		26406		121446	
Percent Reported	100.0		100.0		100.0				100.0		100.0		100.0		99.9				100.0		100.0	
NOT REPORTED	1		12		12		0		25		0		2		5		0		7		32	
Total	10272		56718		28075		0		95065		2159		16641		7613		0		26413		121478	

Probationer Statistical Profile

Sample: Active & admin probationers, not in facilities
Act probationers 05/23/2002

Requestor: Nancy Phillips, Statistician

Circuit of supervision by current age & sex

Circuit of supv	M e n								W o m e n								Grand Total %					
	age 00-21 %	age 22-39 %	age 40-98 %	age UNKWN %	Men Total %	age 00-21 %	age 22-39 %	age 40-98 %	age UNKWN %	Women Total %												
Alapaha	82	1	595	1	320	1	0	0	997	1	14	1	139	1	64	1	0	0	217	1	1214	1
Alcovy	132	1	1259	2	745	3	0	0	2136	2	25	1	335	2	162	2	0	0	522	2	2658	2
Atlanta	815	8	5506	10	2570	9	0	0	8891	9	142	7	1222	7	586	8	0	0	1950	7	10841	9
Atlantic	128	1	490	1	241	1	0	0	859	1	28	1	137	1	66	1	0	0	231	1	1090	1
Augusta	402	4	1860	3	864	3	0	0	3126	3	112	5	613	4	299	4	0	0	1024	4	4150	3
Blue Ridge	166	2	699	1	369	1	0	0	1234	1	36	2	214	1	120	2	0	0	370	1	1604	1
Brunswick	241	2	1311	2	612	2	0	0	2164	2	38	2	352	2	169	2	0	0	559	2	2723	2
Chattahoochee	350	3	1696	3	855	3	0	0	2901	3	92	4	588	4	276	4	0	0	956	4	3857	3
Cherokee	180	2	1383	2	766	3	0	0	2329	2	34	2	442	3	190	3	0	0	666	3	2995	2
Clayton	260	3	975	2	419	1	0	0	1654	2	92	4	392	2	130	2	0	0	614	2	2268	2
Cobb	694	7	4077	7	1945	7	0	0	6716	7	141	7	1176	7	560	7	0	0	1877	7	8593	7
Conasauga	157	2	865	2	381	1	0	0	1403	1	33	2	309	2	125	2	0	0	467	2	1870	2
Cordele	120	1	529	1	284	1	0	0	933	1	23	1	156	1	64	1	0	0	243	1	1176	1
Coweta	370	4	1559	3	829	3	0	0	2758	3	91	4	577	3	252	3	0	0	920	3	3678	3
Dougherty	320	3	1881	3	974	3	0	0	3175	3	59	3	597	4	244	3	0	0	900	3	4075	3
Dublin	92	1	608	1	324	1	0	0	1024	1	11	1	137	1	65	1	0	0	213	1	1237	1
Eastern	403	4	1573	3	743	3	0	0	2719	3	85	4	596	4	287	4	0	0	968	4	3687	3
Flint	138	1	674	1	294	1	0	0	1106	1	31	1	217	1	79	1	0	0	327	1	1433	1
Griffin	218	2	971	2	472	2	0	0	1661	2	53	2	336	2	141	2	0	0	530	2	2191	2
Gwinnett	517	5	2836	5	1168	4	0	0	4521	5	114	5	834	5	345	5	0	0	1293	5	5814	5
Houston	138	1	593	1	289	1	0	0	1020	1	29	1	218	1	76	1	0	0	323	1	1343	1
Lookout Mountain	179	2	1048	2	553	2	0	0	1780	2	39	2	345	2	140	2	0	0	524	2	2304	2
Macon	312	3	1924	3	937	3	0	0	3173	3	70	3	592	4	268	4	0	0	930	4	4103	3
Middle	156	2	627	1	340	1	0	0	1123	1	19	1	222	1	80	1	0	0	321	1	1444	1
Mountain	69	1	378	1	227	1	0	0	674	1	16	1	117	1	67	1	0	0	200	1	874	1
Northeastern	157	2	873	2	471	2	0	0	1501	2	41	2	338	2	147	2	0	0	526	2	2027	2
Northern	128	1	750	1	457	2	0	0	1335	1	15	1	195	1	117	2	0	0	327	1	1662	1
Ocmulgee	268	3	1472	3	677	2	0	0	2417	3	40	2	309	2	174	2	0	0	523	2	2940	2
Oconee	96	1	529	1	256	1	0	0	881	1	25	1	160	1	86	1	0	0	271	1	1152	1
Ogeechee	182	2	848	1	353	1	0	0	1383	1	33	2	237	1	113	1	0	0	383	1	1766	1
Pataula	113	1	599	1	262	1	0	0	974	1	22	1	160	1	79	1	0	0	261	1	1235	1
Piedmont	108	1	685	1	439	2	0	0	1232	1	23	1	217	1	100	1	0	0	340	1	1572	1
Rome	106	1	890	2	493	2	0	0	1489	2	33	2	304	2	153	2	0	0	490	2	1979	2
South Georgia	118	1	1030	2	471	2	0	0	1619	2	25	1	235	1	110	1	0	0	370	1	1989	2

(continued)

Georgia Department of Corrections
Office of Decision Support
Probationer Statistical Profile

Sample: Active & admin probationers, not in facilities
Act probationers 05/23/2002

Requestor: Nancy Phillips, Statistician

Circuit of supervision by current age & sex (continued)

Circuit of supv	M e n								W o m e n								Grand Total %					
	age 00-21	%	age 22-39	%	age 40-98	%	age UNKWN	%	Men Total %	age 00-21	%	age 22-39	%	age 40-98	%	age UNKWN		%	Women Total %			
Southern	470	5	2311	4	1032	4	0	0	3813	4	84	4	578	3	228	3	0	0	890	3	4703	4
Southwestern	143	1	1024	2	656	2	0	0	1823	2	18	1	250	2	142	2	0	0	410	2	2233	2
Stone Mountain	667	7	3032	5	1408	5	0	0	5107	5	172	8	912	5	371	5	0	0	1455	6	6562	5
Tallapoosa	129	1	839	1	558	2	0	0	1526	2	19	1	224	1	128	2	0	0	371	1	1897	2
Tifton	99	1	715	1	338	1	0	0	1152	1	15	1	161	1	84	1	0	0	260	1	1412	1
Toombs	54	1	350	1	165	1	0	0	569	1	4	0	60	0	43	1	0	0	107	0	676	1
Waycross	122	1	747	1	392	1	0	0	1261	1	13	1	217	1	100	1	0	0	330	1	1591	1
Western	136	1	724	1	301	1	0	0	1161	1	27	1	176	1	65	1	0	0	268	1	1429	1
Rockdale	83	1	417	1	184	1	0	0	684	1	24	1	137	1	57	1	0	0	218	1	902	1
Douglas	162	2	1137	2	638	2	0	0	1937	2	34	2	348	2	183	2	0	0	565	2	2502	2
Appalachian	75	1	528	1	324	1	0	0	927	1	22	1	169	1	89	1	0	0	280	1	1207	1
Enotah	58	1	376	1	247	1	0	0	681	1	13	1	135	1	68	1	0	0	216	1	897	1
Forsyth-Bell	49	0	321	1	165	1	0	0	535	1	4	0	104	1	49	1	0	0	157	1	692	1
Towaliga	65	1	523	1	230	1	0	0	818	1	17	1	128	1	58	1	0	0	203	1	1021	1
Total reported	10227		56637		28038		0		94902		2150		16617		7599		0		26366		121268	

Probationer Statistical Profile

Sample: Active & admin probationers, not in facilities
Act probationers 05/23/2002

Requestor: Nancy Phillips, Statistician

Sentence length in years by current age & sex

Sentence (in years)	Men					Women					Grand Total	%
	age 00-21	age 22-39	age 40-98	age UNKWN	Men Total	age 00-21	age 22-39	age 40-98	age UNKWN	Women Total		
0-1	46	234	123	0	403	9	72	26	0	107	510	0
1.1-2	409	1817	714	0	2940	114	535	213	0	862	3802	3
2.1-3	891	2960	1356	0	5207	280	1062	389	0	1731	6938	6
3.1-4	1366	4918	2220	0	8504	446	2061	748	0	3255	11759	10
4.1-5	1223	5802	2643	0	9668	244	1716	701	0	2661	12329	10
5.1-6	3583	17003	7699	0	28285	701	5345	2223	0	8269	36554	30
6.1-7	372	2791	1297	0	4460	75	740	334	0	1149	5609	5
7.1-8	424	3357	1517	0	5298	56	802	355	0	1213	6511	5
8.1-9	316	2573	1324	0	4213	38	672	343	0	1053	5266	4
9.1-10	157	1401	809	0	2367	20	344	191	0	555	2922	2
10.1-12	1206	8796	4527	0	14529	149	2430	1381	0	3960	18489	15
12.1-15	60	1483	1017	0	2560	9	282	204	0	495	3055	3
15.1-20	141	2015	1437	0	3593	8	352	282	0	642	4235	3
20.1-OVER	78	1545	1294	0	2917	10	228	219	0	457	3374	3
INDEFINITE	0	0	0	0	0	0	0	0	0	0	0	0
Total reported	10272	56695	27977	0	94944	2159	16641	7609	0	26409	121353	
Percent Reported	100.0	100.0	99.7		99.9	100.0	100.0	99.9		100.0	99.9	
NOT REPORTED	0	23	98	0	121	0	0	4	0	4	125	
Total	10272	56718	28075	0	95065	2159	16641	7613	0	26413	121478	
AVERAGE EXCLUDING INDEFINITE	5.47	6.83	7.54	.00	6.89	4.64	6.11	6.99	.00	6.25	6.75	

Georgia Department of Corrections
Office of Decision Support
Probationer Statistical Profile

Sample: Active & admin probationers, not in facilities
Act probationers 05/23/2002

Requestor: Nancy Phillips, Statistician

Time served in years by current age & sex

Time served (in yrs)	M e n				W o m e n				Grand Total %		
	age 00-21 %	age 22-39 %	age 40-98 %	age UNKWN %	Men Total %	age 00-21 %	age 22-39 %	age 40-98 %		age UNKWN %	Women Total %
0-1	5048 49	15687 28	6876 24	0 0	27611 29	1140 53	4960 30	1893 25	0 0	7993 30	35604 29
1.1-2	3132 30	13063 23	5797 21	0 0	21992 23	659 31	4089 25	1655 22	0 0	6403 24	28395 23
2.1-3	1501 15	9845 17	4732 17	0 0	16078 17	267 12	2951 18	1295 17	0 0	4513 17	20591 17
3.1-4	470 5	7168 13	3425 12	0 0	11063 12	84 4	1935 12	945 12	0 0	2964 11	14027 12
4.1-5	107 1	4305 8	1871 7	0 0	6283 7	7 0	1278 8	597 8	0 0	1882 7	8165 7
5.1-6	8 0	2197 4	1083 4	0 0	3288 3	2 0	478 3	303 4	0 0	783 3	4071 3
6.1-7	4 0	1377 2	836 3	0 0	2217 2	0 0	332 2	213 3	0 0	545 2	2762 2
7.1-8	1 0	947 2	633 2	0 0	1581 2	0 0	193 1	159 2	0 0	352 1	1933 2
8.1-9	0 0	671 1	554 2	0 0	1225 1	0 0	151 1	136 2	0 0	287 1	1512 1
9.1-10	1 0	461 1	454 2	0 0	916 1	0 0	114 1	136 2	0 0	250 1	1166 1
10.1-12	0 0	518 1	651 2	0 0	1169 1	0 0	86 1	106 1	0 0	192 1	1361 1
12.1-15	0 0	299 1	560 2	0 0	859 1	0 0	39 0	86 1	0 0	125 0	984 1
15.1-20	0 0	106 0	421 1	0 0	527 1	0 0	20 0	52 1	0 0	72 0	599 0
20.1-OVER	0 0	72 0	181 1	0 0	253 0	0 0	14 0	37 0	0 0	51 0	304 0
Total reported	10272	56716	28074	0	95062	2159	16640	7613	0	26412	121474
Percent Reported	100.0	100.0	100.0		100.0	100.0	100.0	100.0		100.0	100.0
NOT REPORTED	0	2	1	0	3	0	1	0	0	1	4
Total	10272	56718	28075	0	95065	2159	16641	7613	0	26413	121478
AVERAGE TIME SERVED	1.23	2.68	3.57	.00	2.78	1.15	2.39	3.30	.00	2.55	2.73

Georgia Department of Corrections
Office of Decision Support
Probationer Statistical Profile

Sample: Active & admin probationers, not in facilities
Act probationers 05/23/2002

Requestor: Nancy Phillips, Statistician

Time left to serve by current age & sex

Time left (in years)	M e n				W o m e n				Grand Total %		
	age 00-21 %	age 22-39 %	age 40-98 %	age UNKWN %	Men Total %	age 00-21 %	age 22-39 %	age 40-98 %		age UNKWN %	Women Total %
0-1	967 9	9488 17	4912 18	0 0	15367 16	288 13	3089 19	1390 18	0 0	4767 18	20134 17
1.1-2	1444 14	9642 17	4636 17	0 0	15722 17	411 19	2950 18	1336 18	0 0	4697 18	20419 17
2.1-3	1754 17	8917 16	4374 16	0 0	15045 16	421 19	2800 17	1222 16	0 0	4443 17	19488 16
3.1-4	1820 18	7813 14	3746 13	0 0	13379 14	348 16	2277 14	1024 13	0 0	3649 14	17028 14
4.1-5	1889 18	6912 12	3040 11	0 0	11841 12	384 18	2107 13	856 11	0 0	3347 13	15188 13
5.1-6	362 4	2912 5	1484 5	0 0	4758 5	49 2	752 5	389 5	0 0	1190 5	5948 5
6.1-7	405 4	2659 5	1258 4	0 0	4322 5	57 3	660 4	328 4	0 0	1045 4	5367 4
7.1-8	387 4	2207 4	1117 4	0 0	3711 4	46 2	548 3	275 4	0 0	869 3	4580 4
8.1-9	506 5	1912 3	953 3	0 0	3371 4	45 2	521 3	258 3	0 0	824 3	4195 3
9.1-10	467 5	1620 3	845 3	0 0	2932 3	82 4	495 3	240 3	0 0	817 3	3749 3
10.1-12	55 1	763 1	438 2	0 0	1256 1	3 0	122 1	77 1	0 0	202 1	1458 1
12.1-15	128 1	942 2	554 2	0 0	1624 2	15 1	162 1	95 1	0 0	272 1	1896 2
15.1-20	78 1	583 1	400 1	0 0	1061 1	8 0	105 1	71 1	0 0	184 1	1245 1
20.1-OVER	9 0	300 1	205 1	0 0	514 1	1 0	43 0	45 1	0 0	89 0	603 0
INDEFINITE	0 0	0 0	0 0	0 0	0 0	0 0	0 0	0 0	0 0	0 0	0 0
NONE	1 0	25 0	13 0	0 0	39 0	1 0	10 0	3 0	0 0	14 0	53 0
Total reported	10272	56695	27975	0	94942	2159	16641	7609	0	26409	121351
Percent Reported	100.0	100.0	99.6		99.9	100.0	100.0	99.9		100.0	99.9
NOT REPORTED	0	23	100	0	123	0	0	4	0	4	127
Total	10272	56718	28075	0	95065	2159	16641	7613	0	26413	121478
AVERAGE EXCLUDING INDEFINITE, NONE	4.15	3.91	4.05	.00	3.98	3.43	3.54	3.78	.00	3.60	3.90

Probationer Statistical Profile

Sample: Active & admin probationers, not in facilities
Act probationers 05/23/2002

Requestor: Nancy Phillips, Statistician

Case type by current age & sex

Case type	Men				Women				Grand Total	%	
	age 00-21	age 22-39	age 40-98	age UNKWN	age 00-21	age 22-39	age 40-98	age UNKWN			
PRESENTENCE	0	0	0	0	0	0	0	0	0	0	
SPLIT SENTENCE	173	2	5564	10	4154	15	0	0	9891	10	
STRAIGHT SENTENCE	9888	96	49638	88	23244	83	0	0	82770	87	
ABANDONMENT&BASTARDY	0	0	23	0	70	0	0	0	93	0	
OUT OF STATE PROB	210	2	1482	3	602	2	0	0	2294	2	
OUT OF STATE A&B	0	0	0	0	1	0	0	0	1	0	
SUSPENDED SENTENCE	1	0	11	0	4	0	0	0	16	0	
Total reported	10272	56718	28075	0	95065	2159	16641	7613	0	26413	121478
Percent Reported	100.0	100.0	100.0		100.0	100.0	100.0	100.0		100.0	100.0
NOT REPORTED	0	0	0	0	0	0	0	0	0	0	0
Total	10272	56718	28075	0	95065	2159	16641	7613	0	26413	121478

Probationer Statistical Profile

Sample: Active & admin probationers, not in facilities
Act probationers 05/23/2002

Requestor: Nancy Phillips, Statistician

Release type by current age & sex

Release type	Men						Women						Grand	
	age 00-21	age 22-39	age 40-98	age UNKWN	Men Total	Men %	age 00-21	age 22-39	age 40-98	age UNKWN	Women Total	Women %	Grand Total	Grand %
TRANSF OUT OF STATE	0	0	0	0	0	0	0	0	0	0	0	0	0	0
REVOKED (TECHNICAL)	0	0	0	0	0	0	0	0	0	0	0	0	0	0
REVOKED (NEW SENT)	0	0	0	0	0	0	0	0	0	0	0	0	0	0
REVOKED (NEW CRIME)	0	0	0	0	0	0	0	0	0	0	0	0	0	0
ABSCONDED (TOLLED)	0	0	0	0	0	0	0	0	0	0	0	0	0	0
ABSCONDED (NON-TOLL)	0	0	0	0	0	0	0	0	0	0	0	0	0	0
TERMINATED BY COURT	0	0	0	0	0	0	0	0	0	0	0	0	0	0
OUT OF STATE TERM	0	0	0	0	0	0	0	0	0	0	0	0	0	0
DEATH	0	0	0	0	0	0	0	0	0	0	0	0	0	0
FINAN OBLIG COMPLETE	0	0	0	0	0	0	0	0	0	0	0	0	0	0
OTHER	0	0	0	0	0	0	0	0	0	0	0	0	0	0
NORMAL RELEASE	0	0	0	0	0	0	0	0	0	0	0	0	0	0
A & B SPECIAL TERM	0	0	0	0	0	0	0	0	0	0	0	0	0	0
INDEP JURISDICTION	0	0	0	0	0	0	0	0	0	0	0	0	0	0
ACTIVE	10272	1000	1000	1000	95065	1000	2159	1000	1000	7613	1000	26413	121478	
Total reported	10272	56718	28075	0	95065	1000	2159	16641	7613	0	26413	121478		
Percent Reported	100.0	100.0	100.0	0	100.0	1000	100.0	100.0	100.0	0	100.0	100.0		
NOT REPORTED	0	0	0	0	0	0	0	0	0	0	0	0		
Total	10272	56718	28075	0	95065	1000	2159	16641	7613	0	26413	121478		

Georgia Department of Corrections
 Office of Decision Support
 Probationer Statistical Profile

Sample: Active & admin probationers, not in facilities
 Act probationers 05/23/2002

Requestor: Nancy Phillips, Statistician

First offender status by current age & sex

1stOffndr	M e n				W o m e n				Grand Total %		
	age 00-21 %	age 22-39 %	age 40-98 %	age UNKWN %	Men Total %	age 00-21 %	age 22-39 %	age 40-98 %		age UNKWN %	Women Total %
FIRST OFFNDR STATUS	5333 52	15054 27	4581 16	0 0	24968 26	1471 68	6736 40	2294 30	0 0	10501 40	35469 29
NO FIRST OFFNDR STAT	4939 48	41664 73	23494 84	0 0	70097 74	688 32	9905 60	5319 70	0 0	15912 60	86009 71
Total reported	10272	56718	28075	0	95065	2159	16641	7613	0	26413	121478
Percent Reported	100.0	100.0	100.0		100.0	100.0	100.0	100.0		100.0	100.0
NOT REPORTED	0	0	0	0	0	0	0	0	0	0	0
Total	10272	56718	28075	0	95065	2159	16641	7613	0	26413	121478

Probationer Statistical Profile

Sample: Active & admin probationers, not in facilities
Act probationers 05/23/2002

Requestor: Nancy Phillips, Statistician

Type probationer by current age & sex

Type probationer	M e n					W o m e n					Grand Total %
	age 00-21 %	age 22-39 %	age 40-98 %	age UNKWN %	Men Total %	age 00-21 %	age 22-39 %	age 40-98 %	age UNKWN %	Women Total %	
MISDEMEANANT	203 2	1097 2	560 2	0 0	1860 2	43 2	345 2	176 2	0 0	564 2	2424 2
FELON	10068 98	55587 98	27440 98	0 0	93095 98	2113 98	16288 98	7430 98	0 0	25831 98	118926 98
ABANDONMENT&BASTARDY	0 0	23 0	71 0	0 0	94 0	0 0	2 0	1 0	0 0	3 0	97 0
SUSPENDED SENTENCE	1 0	11 0	4 0	0 0	16 0	3 0	6 0	6 0	0 0	15 0	31 0
Total reported	10272	56718	28075	0	95065	2159	16641	7613	0	26413	121478
Percent Reported	100.0	100.0	100.0		100.0	100.0	100.0	100.0		100.0	100.0
NOT REPORTED	0	0	0	0	0	0	0	0	0	0	0
Total	10272	56718	28075	0	95065	2159	16641	7613	0	26413	121478

Georgia Department of Corrections
Office of Decision Support
Probationer Statistical Profile

Sample: Active & admin probationers, not in facilities
Act probationers 05/23/2002

Requestor: Nancy Phillips, Statistician

Most serious crime by group by current age & sex

Crime group	M e n								W o m e n								Grand Total %
	age 00-21 %	age 22-39 %	age 40-98 %	age UNKWN %	Men Total %	age 00-21 %	age 22-39 %	age 40-98 %	age UNKWN %	Women Total %							
HOMICIDE	19 0	330 1	246 1	0 0	595 1	7 0	104 1	80 1	0 0	191 1	786 1						
ABORTION	0 0	3 0	1 0	0 0	4 0	0 0	1 0	0 0	0 0	1 0	5 0						
BODILY INJRY&REL OFF	657 6	5693 10	3548 13	0 0	9898 10	155 7	1075 6	518 7	0 0	1748 7	11646 10						
ARSON & REL OFF	41 0	319 1	201 1	0 0	561 1	7 0	100 1	65 1	0 0	172 1	733 1						
DAMAGE OF PROPERTY	224 2	680 1	244 1	0 0	1148 1	51 2	167 1	50 1	0 0	268 1	1416 1						
BURGLARY & REL OFF	1616 16	5798 10	1631 6	0 0	9045 10	121 6	604 4	159 2	0 0	884 3	9929 8						
FORGERY & REL OFF	585 6	4194 7	1903 7	0 0	6682 7	499 23	4013 24	1434 19	0 0	5946 23	12628 10						
THEFT	2231 22	7831 14	3294 12	0 0	13356 14	640 30	3738 22	1455 19	0 0	5833 22	19189 16						
ROBBERY	332 3	1801 3	525 2	0 0	2658 3	35 2	171 1	59 1	0 0	265 1	2923 2						
SEXUAL OFFENSES	490 5	2296 4	2167 8	0 0	4953 5	15 1	98 1	48 1	0 0	161 1	5114 4						
OBSCENITY CRIMES	0 0	3 0	6 0	0 0	9 0	0 0	0 0	1 0	0 0	1 0	10 0						
TREASON & REL OFF	4 0	35 0	15 0	0 0	54 0	3 0	18 0	5 0	0 0	26 0	80 0						
CRIMES INVOLVNG GOVT	204 2	1388 2	537 2	0 0	2129 2	50 2	417 3	235 3	0 0	702 3	2831 2						
FALSIFICATIONS	25 0	178 0	91 0	0 0	294 0	11 1	112 1	37 0	0 0	160 1	454 0						
OBSTRUCT LAW ENFORCE	30 0	218 0	85 0	0 0	333 0	9 0	83 0	34 0	0 0	126 0	459 0						
DISORDERLY CONDUCT	68 1	183 0	71 0	0 0	322 0	5 0	27 0	14 0	0 0	46 0	368 0						
GAMBLING & REL OFF	4 0	48 0	24 0	0 0	76 0	2 0	17 0	10 0	0 0	29 0	105 0						
CRUELTY TO CHILDREN	28 0	569 1	351 1	0 0	948 1	20 1	424 3	139 2	0 0	583 2	1531 1						
CRIMES WITH GUNS	180 2	798 1	627 2	0 0	1605 2	17 1	41 0	31 0	0 0	89 0	1694 1						
INVASION PRIVACY	6 0	94 0	44 0	0 0	144 0	0 0	1 0	2 0	0 0	3 0	147 0						
RACKETEERING	0 0	8 0	17 0	0 0	25 0	0 0	4 0	10 0	0 0	14 0	39 0						
DRUG ABUSE OFFENSES	3183 31	20598 36	9360 33	0 0	33141 35	429 20	4648 28	2701 35	0 0	7778 29	40919 34						
DRUG TRAFFICKING	22 0	361 1	276 1	0 0	659 1	9 0	84 1	76 1	0 0	169 1	828 1						
AUTO CRIMES	19 0	1661 3	1922 7	0 0	3602 4	0 0	144 1	167 2	0 0	311 1	3913 3						
REVENUE & CONTRABAND	4 0	5 0	6 0	0 0	15 0	0 0	5 0	3 0	0 0	8 0	23 0						
CRIMES OF OTH STATES	25 0	190 0	93 0	0 0	308 0	12 1	83 0	31 0	0 0	126 0	434 0						
MISC. FELONIES	67 1	310 1	155 1	0 0	532 1	17 1	107 1	65 1	0 0	189 1	721 1						
MISDEMEANORS	203 2	1113 2	623 2	0 0	1939 2	45 2	349 2	182 2	0 0	576 2	2515 2						
Total reported	10267	56705	28063	0	95035	2159	16635	7611	0	26405	121440						
Percent Reported	100.0	100.0	100.0		100.0	100.0	100.0	100.0		100.0	100.0						
NOT REPORTED	5	13	12	0	30	0	6	2	0	8	38						
Total	10272	56718	28075	0	95065	2159	16641	7613	0	26413	121478						

Probationer Statistical Profile

Sample: Active & admin probationers, not in facilities
Act probationers 05/23/2002

Requestor: Nancy Phillips, Statistician

Most serious offense by current age & sex

Most serious offense	Men					Women					Grand Total %
	age 00-21 %	age 22-39 %	age 40-98 %	age UNKWN %	Men Total %	age 00-21 %	age 22-39 %	age 40-98 %	age UNKWN %	Women Total %	
Misdemeanors											
abandonment	0 0	15 0	61 0	0 0	76 0	0 0	0 0	1 0	0 0	1 0	77 0
non-support	0 0	1 0	0 0	0 0	1 0	0 0	0 0	0 0	0 0	0 0	1 0
stalking	1 0	5 0	6 0	0 0	12 0	0 0	2 0	1 0	0 0	3 0	15 0
assault & battery	1 0	12 0	7 0	0 0	20 0	0 0	2 0	2 0	0 0	4 0	24 0
atmpt murder	0 0	2 0	0 0	0 0	2 0	0 0	0 0	0 0	0 0	0 0	2 0
aggravated assault	3 0	21 0	20 0	0 0	44 0	1 0	8 0	5 0	0 0	14 0	58 0
simple assault	5 0	31 0	35 0	0 0	71 0	2 0	7 0	4 0	0 0	13 0	84 0
simple battery	15 0	156 0	66 0	0 0	237 0	7 0	29 0	8 0	0 0	44 0	281 0
stabbing another	0 0	0 0	1 0	0 0	1 0	0 0	1 0	0 0	0 0	1 0	2 0
shooting at another	0 0	1 0	1 0	0 0	2 0	0 0	0 0	0 0	0 0	0 0	2 0
wife beating	0 0	1 0	0 0	0 0	1 0	0 0	0 0	0 0	0 0	0 0	1 0
concealing a death	0 0	1 0	0 0	0 0	1 0	0 0	0 0	0 0	0 0	0 0	1 0
fleeing and eluding	0 0	1 0	0 0	0 0	1 0	0 0	0 0	0 0	0 0	0 0	1 0
leave scene had inju	0 0	1 0	1 0	0 0	2 0	0 0	1 0	0 0	0 0	1 0	3 0
crmnly intfer govt pr	0 0	3 0	0 0	0 0	3 0	0 0	0 0	0 0	0 0	0 0	3 0
reckless conduct	8 0	14 0	5 0	0 0	27 0	0 0	8 0	0 0	0 0	8 0	35 0
disorderly conduct	1 0	4 0	1 0	0 0	6 0	0 0	0 0	2 0	0 0	2 0	8 0
motor vehicle abando	0 0	1 0	1 0	0 0	2 0	0 0	0 0	0 0	0 0	0 0	2 0
larceny	0 0	3 0	2 0	0 0	5 0	0 0	3 0	0 0	0 0	3 0	8 0
receiving stolen goo	6 0	11 0	3 0	0 0	20 0	0 0	4 0	0 0	0 0	4 0	24 0
theft by taking	17 0	65 0	23 0	0 0	105 0	8 0	35 0	13 0	0 0	56 0	161 0
robbery	2 0	10 0	1 0	0 0	13 0	0 0	4 0	0 0	0 0	4 0	17 0
burglary	0 0	22 0	7 0	0 0	29 0	1 0	2 0	0 0	0 0	3 0	32 0
car breaking	0 0	1 0	1 0	0 0	2 0	0 0	0 0	0 0	0 0	0 0	2 0
take vehic temporary	0 0	0 0	1 0	0 0	1 0	0 0	0 0	0 0	0 0	0 0	1 0
alter id	1 0	1 0	0 0	0 0	2 0	0 0	0 0	0 0	0 0	0 0	2 0
bad checks	1 0	40 0	21 0	0 0	62 0	2 0	54 0	29 0	0 0	85 0	147 0
fraudulent checks	0 0	1 0	2 0	0 0	3 0	1 0	5 0	0 0	0 0	6 0	9 0
forgery	2 0	10 0	1 0	0 0	13 0	2 0	12 0	1 0	0 0	15 0	28 0
worthless checks	0 0	0 0	2 0	0 0	2 0	0 0	3 0	7 0	0 0	10 0	12 0
s/d of narcotics	2 0	6 0	1 0	0 0	9 0	0 0	0 0	0 0	0 0	0 0	9 0
public drunkenness	1 0	2 0	1 0	0 0	4 0	0 0	1 0	1 0	0 0	2 0	6 0
s/d dep,stim,cntrf d	0 0	3 0	0 0	0 0	3 0	0 0	0 0	0 0	0 0	0 0	3 0

(continued)

Georgia Department of Corrections
Office of Decision Support
Probationer Statistical Profile

Sample: Active & admin probationers, not in facilities
Act probationers 05/23/2002

Requestor: Nancy Phillips, Statistician

Most serious offense by current age & sex (continued)

Most serious offense	M e n				W o m e n				Grand Total %		
	age 00-21 %	age 22-39 %	age 40-98 %	age UNKWN %	Men Total %	age 00-21 %	age 22-39 %	age 40-98 %		age UNKWN %	Women Total %
s/d of lsd	0 0	0 0	0 0	0 0	0 0	0 0	1 0	0 0	0 0	1 0	1 0
s/d of marijuana	0 0	6 0	3 0	0 0	9 0	0 0	0 0	0 0	0 0	0 0	9 0
poss of narcotics	1 0	4 0	0 0	0 0	5 0	0 0	2 0	1 0	0 0	3 0	8 0
poss dep,stim,cntrf	0 0	1 0	1 0	0 0	2 0	0 0	0 0	0 0	0 0	0 0	2 0
poss of lsd	0 0	1 0	0 0	0 0	1 0	0 0	0 0	0 0	0 0	0 0	1 0
poss of marijuana	12 0	38 0	9 0	0 0	59 0	0 0	8 0	1 0	0 0	9 0	68 0
viol motor veh law	12 0	68 0	27 0	0 0	107 0	2 0	16 0	7 0	0 0	25 0	132 0
dui	12 0	183 0	127 0	0 0	322 0	3 0	35 0	25 0	0 0	63 0	385 0
obstr of law enf off	14 0	86 0	33 0	0 0	133 0	0 0	9 0	9 0	0 0	18 0	151 0
impersonating anothe	2 0	8 0	2 0	0 0	12 0	0 0	5 0	0 0	0 0	5 0	17 0
crmnl trespassing	14 0	26 0	11 0	0 0	51 0	2 0	4 0	3 0	0 0	9 0	60 0
illegal attm to obt	0 0	1 0	1 0	0 0	2 0	0 0	0 0	1 0	0 0	1 0	3 0
crmnl damage	6 0	6 0	4 0	0 0	16 0	0 0	3 0	2 0	0 0	5 0	21 0
terroristic threats	1 0	3 0	5 0	0 0	9 0	0 0	0 0	2 0	0 0	2 0	11 0
viol ga cntrl subst	18 0	62 0	16 0	0 0	96 0	3 0	13 0	8 0	0 0	24 0	120 0
prostitution	0 0	0 0	0 0	0 0	0 0	0 0	1 0	1 0	0 0	2 0	2 0
public indecency	0 0	5 0	5 0	0 0	10 0	0 0	1 0	0 0	0 0	1 0	11 0
peeping tom	1 0	2 0	0 0	0 0	3 0	0 0	0 0	0 0	0 0	0 0	3 0
molesting a minor	0 0	0 0	3 0	0 0	3 0	0 0	0 0	0 0	0 0	0 0	3 0
atmpt rape	0 0	1 0	0 0	0 0	1 0	0 0	0 0	0 0	0 0	0 0	1 0
sexual battery	3 0	4 0	9 0	0 0	16 0	0 0	1 0	0 0	0 0	1 0	17 0
escape	0 0	7 0	1 0	0 0	8 0	0 0	0 0	1 0	0 0	1 0	9 0
cpwl & concealed wea	2 0	14 0	5 0	0 0	21 0	0 0	1 0	0 0	0 0	1 0	22 0
shoplifting	3 0	5 0	4 0	0 0	12 0	5 0	21 0	7 0	0 0	33 0	45 0
pointing gun at anot	2 0	4 0	3 0	0 0	9 0	0 0	0 0	0 0	0 0	0 0	9 0
deadly weapons in pu	0 0	0 0	0 0	0 0	0 0	0 0	1 0	0 0	0 0	1 0	1 0
crmnl attempt	1 0	1 0	1 0	0 0	3 0	0 0	0 0	1 0	0 0	1 0	4 0
other misdemeanor	8 0	54 0	29 0	0 0	91 0	0 0	12 0	15 0	0 0	27 0	118 0
riot	1 0	0 0	1 0	0 0	2 0	0 0	0 0	0 0	0 0	0 0	2 0
inciting to riot	1 0	0 0	0 0	0 0	1 0	0 0	0 0	0 0	0 0	0 0	1 0
fighting in public p	2 0	1 0	1 0	0 0	4 0	0 0	0 0	1 0	0 0	1 0	5 0
family violence batt	0 0	0 0	0 0	0 0	0 0	0 0	1 0	0 0	0 0	1 0	1 0
cruelty to animals	0 0	1 0	0 0	0 0	1 0	0 0	0 0	0 0	0 0	0 0	1 0
lottery violation	0 0	0 0	0 0	0 0	0 0	0 0	1 0	0 0	0 0	1 0	1 0
off agnst pub hlth/m	0 0	4 0	6 0	0 0	10 0	0 0	0 0	0 0	0 0	0 0	10 0

(continued)

Georgia Department of Corrections
Office of Decision Support
Probationer Statistical Profile

Sample: Active & admin probationers, not in facilities
Act probationers 05/23/2002

Requestor: Nancy Phillips, Statistician

Most serious offense by current age & sex (continued)

Most serious offense	M e n						W o m e n						Grand Total %
	age 00-21 %	age 22-39 %	age 40-98 %	age UNKWN %	Men Total %	age 00-21 %	age 22-39 %	age 40-98 %	age UNKWN %	Women Total %			
gambling & related o	0 0	0 0	1 0	0 0	1 0	0 0	0 0	0 0	0 0	0 0	1 0		
fairl fil/mntn abort	0 0	0 0	1 0	0 0	1 0	0 0	0 0	0 0	0 0	0 0	1 0		
involuntary manslaug	0 0	0 0	1 0	0 0	1 0	0 0	0 0	0 0	0 0	0 0	1 0		
interference with cu	2 0	1 0	2 0	0 0	5 0	0 0	0 0	0 0	0 0	0 0	5 0		
theft by deception <	0 0	2 0	2 0	0 0	4 0	2 0	5 0	2 0	0 0	9 0	13 0		
theft/lost/property<	1 0	3 0	0 0	0 0	4 0	0 0	0 0	0 0	0 0	0 0	4 0		
theft of services <	0 0	1 0	1 0	0 0	2 0	0 0	1 0	0 0	0 0	1 0	3 0		
theft by conversion	0 0	4 0	2 0	0 0	6 0	0 0	2 0	3 0	0 0	5 0	11 0		
theft motor vehicle,	1 0	3 0	1 0	0 0	5 0	0 0	0 0	0 0	0 0	0 0	5 0		
conversn paymnt real	0 0	1 0	0 0	0 0	1 0	0 0	0 0	0 0	0 0	0 0	1 0		
entrng mot veh crim	0 0	7 0	0 0	0 0	7 0	0 0	1 0	2 0	0 0	3 0	10 0		
viol forgery&fraud p	1 0	0 0	1 0	0 0	2 0	0 0	1 0	0 0	0 0	1 0	3 0		
tpos/use drug rel ob	0 0	0 0	1 0	0 0	1 0	0 0	1 0	1 0	0 0	2 0	3 0		
obtn/attmpt drugs il	0 0	1 0	2 0	0 0	3 0	0 0	1 0	4 0	0 0	5 0	8 0		
viol dangerous drugs	0 0	1 0	0 0	0 0	1 0	0 0	0 0	0 0	0 0	0 0	1 0		
mfg/dist imitate con	0 0	4 0	0 0	0 0	4 0	0 0	1 0	0 0	0 0	1 0	5 0		
misc abuse govt offi	1 0	0 0	0 0	0 0	1 0	0 0	1 0	1 0	0 0	2 0	3 0		
misc escape & other	0 0	1 0	0 0	0 0	1 0	0 0	0 0	0 0	0 0	0 0	1 0		
misc offns relt jud	0 0	0 0	1 0	0 0	1 0	0 0	0 0	0 0	0 0	0 0	1 0		
misc obstruction off	2 0	1 0	2 0	0 0	5 0	0 0	0 0	0 0	0 0	0 0	5 0		
misc crim trsps/crim	0 0	1 0	0 0	0 0	1 0	0 0	1 0	0 0	0 0	1 0	2 0		
misc sexual offenses	1 0	3 0	2 0	0 0	6 0	0 0	0 0	0 0	0 0	0 0	6 0		
pandering	0 0	0 0	1 0	0 0	1 0	0 0	0 0	0 0	0 0	0 0	1 0		
providing sex mat mi	0 0	1 0	0 0	0 0	1 0	0 0	0 0	0 0	0 0	0 0	1 0		
exhibit sex shows mi	0 0	0 0	1 0	0 0	1 0	0 0	0 0	0 0	0 0	0 0	1 0		
dng instrmntalties &	0 0	1 0	1 0	0 0	2 0	0 0	0 0	0 0	0 0	0 0	2 0		
viol alcoh bev regs	1 0	0 0	2 0	0 0	3 0	0 0	0 0	0 0	0 0	0 0	3 0		
furnish liquor to mi	1 0	0 0	1 0	0 0	2 0	0 0	0 0	0 0	0 0	0 0	2 0		
poss alc bev by juve	3 0	1 0	1 0	0 0	5 0	0 0	0 0	0 0	0 0	0 0	5 0		
veh homicide tit 40	0 0	1 0	2 0	0 0	3 0	0 0	0 0	1 0	0 0	1 0	4 0		
viol motor veh licen	0 0	1 0	0 0	0 0	1 0	1 0	0 0	0 0	0 0	1 0	2 0		
misc misdemeanor	6 0	28 0	14 0	0 0	48 0	3 0	15 0	8 0	0 0	26 0	74 0		
misc invasion of pri	0 0	1 0	0 0	0 0	1 0	0 0	0 0	0 0	0 0	0 0	1 0		
viol othr states law	1 0	4 0	2 0	0 0	7 0	0 0	2 0	1 0	0 0	3 0	10 0		

(continued)

Georgia Department of Corrections
Office of Decision Support
Probationer Statistical Profile

Sample: Active & admin probationers, not in facilities
Act probationers 05/23/2002

Requestor: Nancy Phillips, Statistician

Most serious offense by current age & sex (continued)

Most serious offense	Men					Women					Grand Total %
	age 00-21 %	age 22-39 %	age 40-98 %	age UNKWN %	Men Total %	age 00-21 %	age 22-39 %	age 40-98 %	age UNKWN %	Women Total %	

FELONIES	-----										
MISC HOMICIDE OFFENS	0 0	5 0	1 0	0 0	6 0	1 0	0 0	0 0	0 0	1 0	7 0
MURDER	1 0	5 0	6 0	0 0	12 0	1 0	6 0	1 0	0 0	8 0	20 0
VOLUNTARY MANSLAUGHT	3 0	83 0	91 0	0 0	177 0	0 0	36 0	40 1	0 0	76 0	253 0
INVOLUNTARY MANSLAUG	7 0	47 0	32 0	0 0	86 0	2 0	23 0	6 0	0 0	31 0	117 0
FETICIDE	0 0	1 0	0 0	0 0	1 0	0 0	0 0	0 0	0 0	0 0	1 0
VEHICULAR HOMICIDE	6 0	176 0	101 0	0 0	283 0	3 0	38 0	25 0	0 0	66 0	349 0
HOMICIDE BY PILOT,DU	0 0	1 0	2 0	0 0	3 0	0 0	0 0	1 0	0 0	1 0	4 0
CONCEAL DEATH OF ANO	1 0	2 0	1 0	0 0	4 0	0 0	0 0	0 0	0 0	0 0	4 0
ATMPT MURDER	1 0	10 0	12 0	0 0	23 0	0 0	1 0	7 0	0 0	8 0	31 0
MISC ABORTION	0 0	1 0	0 0	0 0	1 0	0 0	0 0	0 0	0 0	0 0	1 0
CRMNL ABORTION	0 0	2 0	1 0	0 0	3 0	0 0	1 0	0 0	0 0	1 0	4 0
MISC ASSAULT/BATTERY	3 0	83 0	34 0	0 0	120 0	0 0	4 0	7 0	0 0	11 0	131 0
FAMILY VIOLENCE BATT	1 0	5 0	1 0	0 0	7 0	0 0	1 0	0 0	0 0	1 0	8 0
AGGRAV ASSAULT	421 4	3519 6	2210 8	0 0	6150 6	119 6	843 5	417 5	0 0	1379 5	7529 6
ATMPT AGGRAV ASSAULT	1 0	21 0	14 0	0 0	36 0	2 0	6 0	2 0	0 0	10 0	46 0
AGGRAV BATTERY	42 0	417 1	233 1	0 0	692 1	6 0	45 0	20 0	0 0	71 0	763 1
TERRORIST THREATS &	129 1	737 1	513 2	0 0	1379 1	18 1	96 1	36 0	0 0	150 1	1529 1
FALSE IMPRISONMENT	15 0	218 0	85 0	0 0	318 0	2 0	12 0	3 0	0 0	17 0	335 0
FALSE IMPRIS COLOR L	0 0	0 0	2 0	0 0	2 0	0 0	1 0	0 0	0 0	1 0	3 0
KIDNAPPING	1 0	94 0	41 0	0 0	136 0	1 0	0 0	1 0	0 0	2 0	138 0
INTERFERENCE WITH CU	3 0	19 0	10 0	0 0	32 0	2 0	10 0	4 0	0 0	16 0	48 0
AGGRAV ASSAULT POLCE	11 0	107 0	86 0	0 0	204 0	1 0	15 0	10 0	0 0	26 0	230 0
AGGRAV BATTERY PEACE	3 0	5 0	1 0	0 0	9 0	0 0	1 0	0 0	0 0	1 0	10 0
SIMPLE BATTERY	3 0	39 0	20 0	0 0	62 0	0 0	3 0	0 0	0 0	3 0	65 0
RECK COND	0 0	8 0	1 0	0 0	9 0	0 0	6 0	0 0	0 0	6 0	15 0
INJURY BY VEHICLE	0 0	5 0	0 0	0 0	5 0	0 0	0 0	0 0	0 0	0 0	5 0
STALKING	1 0	15 0	19 0	0 0	35 0	0 0	1 0	0 0	0 0	1 0	36 0
AGGRAV STALKING	23 0	400 1	273 1	0 0	696 1	4 0	31 0	18 0	0 0	53 0	749 1
ATMPT KIDNAP	0 0	1 0	5 0	0 0	6 0	0 0	0 0	0 0	0 0	0 0	6 0
ARSON MISC	2 0	15 0	9 0	0 0	26 0	0 0	3 0	6 0	0 0	9 0	35 0
ARSON 1ST DEGREE	24 0	229 0	161 1	0 0	414 0	6 0	69 0	50 1	0 0	125 0	539 0

(continued)

Probationer Statistical Profile

Sample: Active & admin probationers, not in facilities
Act probationers 05/23/2002

Requestor: Nancy Phillips, Statistician

Most serious offense by current age & sex (continued)

Most serious offense	Men						Women						Grand Total	%
	age 00-21	age 22-39	age 40-98	age UNKWN	Men Total	Men %	age 00-21	age 22-39	age 40-98	age UNKWN	Women Total	Women %		
ARSON 2ND DEGREE	9	52	24	0	85	0	0	17	7	0	24	109	0	
ARSON 3RD DEGREE	4	14	5	0	23	1	8	1	0	0	10	33	0	
CRMNL POSS EXPLOSIVE	1	7	2	0	10	0	3	1	0	0	4	14	0	
CRMNL POSS INCENDIAR	1	2	0	0	3	0	0	0	0	0	0	3	0	
MISC CRIMINAL DAMAGE	5	14	5	0	24	2	3	0	0	0	5	29	0	
CRMNL DAMAGE 1ST DEG	50	175	65	0	290	6	32	9	0	0	47	337	0	
CRMNL DAMAGE 2ND DEG	142	425	154	0	721	43	126	34	0	0	203	924	1	
DAMAGE,DESTROY SECR	3	21	6	0	30	0	3	4	0	0	7	37	0	
VANDALISM TO CHURCH	3	7	0	0	10	0	1	1	0	0	2	12	0	
ALTER ID	21	38	14	0	73	0	2	2	0	0	4	77	0	
BURGLARY	1521	5634	1579	6	8734	115	589	155	2	0	859	9593	8	
POSS BURGLAR TOOLS	60	91	28	0	179	2	11	1	0	0	14	193	0	
ATMPT BURGLARY	35	73	24	0	132	4	4	3	0	0	11	143	0	
MISC FORGERY	3	17	5	0	25	4	17	5	0	0	26	51	0	
FORGERY 1ST DEGREE	425	3192	1473	5	5090	333	3026	1156	15	0	4515	9605	8	
FORGERY 2ND DEGREE	32	182	46	0	260	13	73	20	0	0	106	366	0	
BAD CHECKS	6	170	162	1	338	7	180	81	1	0	268	606	0	
ILLEGAL USE-CREDIT C	4	11	3	0	18	2	13	1	0	0	16	34	0	
THEFT CREDIT CARD	31	92	23	0	146	21	84	14	0	0	119	265	0	
FORGERY CREDIT CARD	8	33	5	0	46	15	44	4	0	0	63	109	0	
FRAUDULENT CREDIT CA	67	314	69	0	450	86	404	71	1	0	561	1011	1	
CRMNL POSS CREDIT CA	2	4	1	0	7	0	1	0	0	0	1	8	0	
RECV GDS,SRVS FRAUD	0	14	8	0	22	1	22	18	0	0	41	63	0	
TELECOMMUNICATIONS F	0	16	9	0	25	0	8	2	0	0	10	35	0	
ATMPT FORGERY	0	3	2	0	5	1	0	4	0	0	5	10	0	
FAILR PAY NATRL PRD/	0	1	3	0	4	0	0	1	0	0	1	5	0	
FRAUDULENT ACCESS CO	4	34	6	0	44	5	41	2	0	0	48	92	0	
MISC FRAUD	3	111	88	0	202	11	100	55	1	0	166	368	0	
THEFT BY TAKING	723	3364	1551	6	5638	254	1905	801	11	0	2960	8598	7	
THEFT BY DECEPTION	6	207	194	1	407	14	136	67	1	0	217	624	1	
THEFT BY EXTORTION	1	12	2	0	15	2	5	4	0	0	11	26	0	
THEFT OF LOST PROPER	5	13	8	0	26	1	9	2	0	0	12	38	0	
THEFT BY REC STOLEN	684	2117	588	2	3389	50	278	68	1	0	396	3785	3	
THEFT OF SERVICES	4	37	28	0	69	1	26	12	0	0	39	108	0	
THEFT BY CONVERSION	12	225	203	1	440	3	136	73	1	0	212	652	1	

(continued)

Probationer Statistical Profile

Sample: Active & admin probationers, not in facilities
Act probationers 05/23/2002

Requestor: Nancy Phillips, Statistician

Most serious offense by current age & sex (continued)

Most serious offense	Men						Women						Grand Total	%
	age 00-21	age 22-39	age 40-98	age UNKWN	Men Total	Men %	age 00-21	age 22-39	age 40-98	age UNKWN	Women Total	Women %		
THEFT OF TRADE SECRE	0	2	2	0	4	0	0	1	0	0	0	1	5	
CONVSN PAYMNTS REAL	0	7	17	0	24	0	0	0	0	0	0	0	24	
ATMPT THEFT BY TAKIN	1	0	0	0	1	0	0	0	0	0	0	0	1	
THEFT OF MOTOR VEH,	157	476	156	0	789	1	19	53	18	0	0	90	879	
THEFT OF LEASED PERS	0	1	0	0	1	0	0	4	0	0	0	4	5	
THEFT BRING PROP IN	20	62	17	0	99	0	3	7	2	0	0	12	111	
THEFT RECV PROP OUT	5	17	1	0	23	0	1	2	1	0	0	4	27	
LIVESTOCK THEFT	3	8	3	0	14	0	0	3	0	0	0	3	17	
THEFT BY SHOPLIFTING	153	670	411	0	1234	1	277	1127	402	5	0	1806	3040	
ENTERING VEHICLE	457	612	113	0	1182	1	15	46	4	0	0	65	1247	
STEAL ALTER PUBLIC D	0	1	0	0	1	0	0	0	1	0	0	1	2	
ROBBERY	273	1232	307	0	1812	2	30	131	46	1	0	207	2019	
ARMED ROBBERY	27	443	187	0	657	1	3	33	11	0	0	47	704	
ROBBERY BY FORCE	0	2	0	0	2	0	0	0	0	0	0	0	2	
ROBBERY BY INTIMIDAT	0	1	0	0	1	0	0	0	0	0	0	0	1	
ROBBERY BY SUDDEN SN	1	1	0	0	2	0	0	0	0	0	0	0	2	
HIJACKING MOTOR VEHI	1	4	0	0	5	0	1	0	0	0	0	1	6	
ATMPT ROBBERY	21	66	24	0	111	0	1	5	2	0	0	8	119	
ATMPT ARMED ROBBERY	9	52	7	0	68	0	0	2	0	0	0	2	70	
MISC SEXUAL	5	30	31	0	66	0	0	2	0	0	0	2	68	
RAPE	7	140	102	0	249	0	0	0	0	0	0	0	249	
SODOMY	7	31	48	0	86	0	2	0	1	0	0	3	89	
AGGRAV SODOMY	3	39	80	0	122	0	0	0	1	0	0	1	123	
SEDUCTION	0	1	1	0	2	0	0	0	1	0	0	1	3	
INCEST	4	19	84	0	107	0	0	3	7	0	0	10	117	
BIGAMY	0	5	6	0	11	0	0	2	0	0	0	2	13	
MARRY A BIGAMIST	0	0	0	0	0	0	0	1	0	0	0	1	1	
AGGRAV SEXUAL BATTER	2	26	25	0	53	0	0	1	0	0	0	1	54	
PANDERING BY COMPULS	0	2	1	0	3	0	0	0	0	0	0	0	3	
STATUTORY RAPE	269	800	70	0	1139	1	5	22	3	0	0	30	1169	
CHILD MOLESTATION	156	940	1413	5	2509	3	7	44	27	0	0	78	2587	
ENTICING CHILD-INDEC	17	102	100	0	219	0	1	13	4	0	0	18	237	
AGGRAV CHILD MOLESTA	13	96	173	1	282	0	0	5	2	0	0	7	289	
NECROPHILIA	0	1	0	0	1	0	0	0	1	0	0	1	2	
SEXL/ASSLT/AGN/PERS/	3	24	11	0	38	0	0	5	1	0	0	6	44	

(continued)

Georgia Department of Corrections
Office of Decision Support
Probationer Statistical Profile

Sample: Active & admin probationers, not in facilities
Act probationers 05/23/2002

Requestor: Nancy Phillips, Statistician

Most serious offense by current age & sex (continued)

Most serious offense	M e n						W o m e n						Grand Total %
	age 00-21 %	age 22-39 %	age 40-98 %	age UNKWN %	Men Total %	age 00-21 %	age 22-39 %	age 40-98 %	age UNKWN %	Women Total %			
SEXUAL ASLT BY THERA	0 0	1 0	0 0	0 0	1 0	0 0	0 0	0 0	0 0	0 0	1 0		
SOLICIT SODOMY FROM	0 0	4 0	5 0	0 0	9 0	0 0	0 0	0 0	0 0	0 0	9 0		
ATMPT RAPE	3 0	32 0	14 0	0 0	49 0	0 0	0 0	0 0	0 0	0 0	49 0		
ATMPT SODOMY	0 0	0 0	2 0	0 0	2 0	0 0	0 0	0 0	0 0	0 0	2 0		
ATMPT AGGRAV SODOMY	1 0	3 0	1 0	0 0	5 0	0 0	0 0	0 0	0 0	0 0	5 0		
MISC OBSCENITY	0 0	1 0	2 0	0 0	3 0	0 0	0 0	0 0	0 0	0 0	3 0		
DISTRIBUTING OBSCENE	0 0	1 0	2 0	0 0	3 0	0 0	0 0	1 0	0 0	1 0	4 0		
DISTR MAT DEPICT NUD	0 0	1 0	2 0	0 0	3 0	0 0	0 0	0 0	0 0	0 0	3 0		
MISC PUBLIC ORDER	0 0	5 0	2 0	0 0	7 0	0 0	0 0	1 0	0 0	1 0	8 0		
TREASON	0 0	0 0	0 0	0 0	0 0	0 0	1 0	0 0	0 0	1 0	1 0		
INSURRECTION	0 0	1 0	0 0	0 0	1 0	0 0	0 0	0 0	0 0	0 0	1 0		
INCITING TO INSURREC	1 0	1 0	0 0	0 0	2 0	0 0	1 0	0 0	0 0	1 0	3 0		
ADVOC OVERTHROW OF G	0 0	0 0	1 0	0 0	1 0	0 0	0 0	0 0	0 0	0 0	1 0		
FALSE SWEARNG WRITTN	3 0	28 0	12 0	0 0	43 0	3 0	16 0	4 0	0 0	23 0	66 0		
ABUSE OF GOVT OFFICE	0 0	0 0	1 0	0 0	1 0	0 0	0 0	0 0	0 0	0 0	1 0		
BRIBERY GOVT OFFICER	0 0	11 0	12 0	0 0	23 0	0 0	5 0	1 0	0 0	6 0	29 0		
VIOL OATH PUBLIC OFF	0 0	4 0	1 0	0 0	5 0	0 0	1 0	1 0	0 0	2 0	7 0		
INFLUENCE LEGISLATIV	0 0	0 0	1 0	0 0	1 0	0 0	0 0	0 0	0 0	0 0	1 0		
INFLUENCE GOVT OFFIC	0 0	2 0	0 0	0 0	2 0	0 0	0 0	0 0	0 0	0 0	2 0		
DEFRAUDING STATE	0 0	18 0	27 0	0 0	45 0	1 0	179 1	112 1	0 0	292 1	337 0		
CONSPIRE RESTRAIN FR	0 0	1 0	0 0	0 0	1 0	0 0	1 0	0 0	0 0	1 0	2 0		
FALSE CERTIFICATES	0 0	4 0	3 0	0 0	7 0	0 0	5 0	0 0	0 0	5 0	12 0		
INFLUENCING WITNESS	2 0	10 0	8 0	0 0	20 0	1 0	5 0	2 0	0 0	8 0	28 0		
OBSTR OF LAW ENF OFF	202 2	1338 2	484 2	0 0	2024 2	48 2	221 1	119 2	0 0	388 1	2412 2		
MISC JUDICIAL PROCEE	0 0	1 0	2 0	0 0	3 0	1 0	1 0	0 0	0 0	2 0	5 0		
PERJURY	0 0	12 0	12 0	0 0	24 0	1 0	13 0	6 0	0 0	20 0	44 0		
FALSE SWEARING	2 0	21 0	11 0	0 0	34 0	4 0	17 0	7 0	0 0	28 0	62 0		
SUBORNATION OF PERJU	0 0	0 0	1 0	0 0	1 0	0 0	0 0	1 0	0 0	1 0	2 0		
IMPERSONATION	0 0	13 0	2 0	0 0	15 0	1 0	4 0	1 0	0 0	6 0	21 0		
IMPERSONATING OFFICE	4 0	36 0	18 0	0 0	58 0	0 0	2 0	0 0	0 0	2 0	60 0		
BARRATRY	1 0	5 0	1 0	0 0	7 0	0 0	1 0	0 0	0 0	1 0	8 0		
EMBRACERY	0 0	0 0	1 0	0 0	1 0	0 0	3 0	0 0	0 0	3 0	4 0		
FALSE STATEMENTS GOV	18 0	89 0	42 0	0 0	149 0	4 0	70 0	22 0	0 0	96 0	245 0		
UNAUTH REPRESTN PEAC	0 0	0 0	1 0	0 0	1 0	0 0	0 0	0 0	0 0	0 0	1 0		
IMPRSNTNG ANTHR RBAL	0 0	1 0	0 0	0 0	1 0	0 0	1 0	0 0	0 0	1 0	2 0		

(continued)

Probationer Statistical Profile

Sample: Active & admin probationers, not in facilities
Act probationers 05/23/2002

Requestor: Nancy Phillips, Statistician

Most serious offense by current age & sex (continued)

Most serious offense	Men					Women					Grand Total	%
	age 00-21	age 22-39	age 40-98	age UNKWN	Men Total	age 00-21	age 22-39	age 40-98	age UNKWN	Women Total		
ESCAPE	10 0	114 0	59 0	0 0	183 0	1 0	21 0	7 0	0 0	29 0	212 0	
AIDING ESCAPE	1 0	4 0	0 0	0 0	5 0	0 0	9 0	1 0	0 0	10 0	15 0	
HINDERING APPREH OR	17 0	72 0	14 0	0 0	103 0	8 0	46 0	24 0	0 0	78 0	181 0	
COMPOUNDING A CRIME	1 0	0 0	1 0	0 0	2 0	0 0	3 0	0 0	0 0	3 0	5 0	
MUTINY IN PENAL INST	0 0	1 0	0 0	0 0	1 0	0 0	0 0	0 0	0 0	0 0	1 0	
BAIL JUMPING	1 0	27 0	10 0	0 0	38 0	0 0	4 0	2 0	0 0	6 0	44 0	
ATMPT ESCAPE	0 0	0 0	1 0	0 0	1 0	0 0	0 0	0 0	0 0	0 0	1 0	
FALSE PUBLIC ALARM	14 0	13 0	1 0	0 0	28 0	1 0	3 0	1 0	0 0	5 0	33 0	
CRMNL INTERFERE GOVT	54 1	170 0	70 0	0 0	294 0	4 0	24 0	13 0	0 0	41 0	335 0	
MISC GAMBLING/RELATE	0 0	0 0	1 0	0 0	1 0	0 0	0 0	0 0	0 0	0 0	1 0	
COMMERICAL GAMBLING	0 0	4 0	11 0	0 0	15 0	0 0	3 0	6 0	0 0	9 0	24 0	
COMMUNICATING GAMBL	0 0	1 0	2 0	0 0	3 0	0 0	0 0	0 0	0 0	0 0	3 0	
BRIBERY OF CONTESTAN	0 0	3 0	1 0	0 0	4 0	0 0	1 0	0 0	0 0	1 0	5 0	
GAMBLING ACT ON BUSI	0 0	0 0	1 0	0 0	1 0	0 0	1 0	0 0	0 0	1 0	2 0	
DOGFIGHTING	4 0	31 0	6 0	0 0	41 0	0 0	2 0	2 0	0 0	4 0	45 0	
LOTTERY VIOLATION	0 0	5 0	1 0	0 0	6 0	1 0	10 0	2 0	0 0	13 0	19 0	
BOARDING BUS W/CONCL	0 0	4 0	1 0	0 0	5 0	1 0	0 0	0 0	0 0	1 0	6 0	
CRUELTY TO CHILDREN	22 0	518 1	294 1	0 0	834 1	17 1	410 2	136 2	0 0	563 2	1397 1	
SEX EXPLOITATION CHI	3 0	19 0	22 0	0 0	44 0	0 0	6 0	1 0	0 0	7 0	51 0	
ABANDONMENT OF CHILD	0 0	29 0	34 0	0 0	63 0	1 0	2 0	2 0	0 0	5 0	68 0	
UNLWFL AD ADOPT CHIL	0 0	0 0	0 0	0 0	0 0	0 0	1 0	0 0	0 0	1 0	1 0	
CNTRBTNG DELINQENCY	3 0	3 0	1 0	0 0	7 0	2 0	5 0	0 0	0 0	7 0	14 0	
MISC WEAPON/EXPLOSIV	12 0	20 0	8 0	0 0	40 0	1 0	0 0	0 0	0 0	1 0	41 0	
CARRY CONCEALED WEAP	16 0	80 0	27 0	0 0	123 0	0 0	5 0	0 0	0 0	5 0	128 0	
CARRY PISTL WITHOUT	2 0	6 0	1 0	0 0	9 0	0 0	0 0	1 0	0 0	1 0	10 0	
ALTER PISTL LICENSE	1 0	1 0	1 0	0 0	3 0	0 0	0 0	0 0	0 0	0 0	3 0	
POSS OF FIREARM DUR	16 0	78 0	56 0	0 0	150 0	0 0	6 0	6 0	0 0	12 0	162 0	
POSS OF CERTAIN WEAP	27 0	69 0	50 0	0 0	146 0	4 0	4 0	1 0	0 0	9 0	155 0	
POSS FIREARM CONVCT	4 0	481 1	475 2	0 0	960 1	0 0	22 0	20 0	0 0	42 0	1002 1	
CARRY WEAPON AT SCHO	97 1	53 0	3 0	0 0	153 0	12 1	4 0	2 0	0 0	18 0	171 0	
GUARD LINE WITH WEAP	1 0	1 0	2 0	0 0	4 0	0 0	0 0	1 0	0 0	1 0	5 0	
POSS WEAPON BY PRISO	2 0	6 0	1 0	0 0	9 0	0 0	0 0	0 0	0 0	0 0	9 0	
MISUSE FIREARM HUNTI	0 0	3 0	2 0	0 0	5 0	0 0	0 0	0 0	0 0	0 0	5 0	
CRUELTY TO ANIMALS	2 0	0 0	1 0	0 0	3 0	0 0	0 0	0 0	0 0	0 0	3 0	
MISC INVASION OF PRI	0 0	2 0	1 0	0 0	3 0	0 0	0 0	1 0	0 0	1 0	4 0	

(continued)

Probationer Statistical Profile

Sample: Active & admin probationers, not in facilities
Act probationers 05/23/2002

Requestor: Nancy Phillips, Statistician

Most serious offense by current age & sex (continued)

Most serious offense	Men						Women						Grand Total	%
	age 00-21	age 22-39	age 40-98	age UNKWN	Men Total	Men %	age 00-21	age 22-39	age 40-98	age UNKWN	Women Total	Women %		
EAVESDROP & SURVEILL	0	8	8	0	16	0	0	0	0	1	0	1	17	
PEEPING TOM	6	83	35	0	124	0	0	1	0	0	0	1	125	
P/S/D OF EAVESDROP D	0	1	0	0	1	0	0	0	0	0	0	0	1	
RACKETEERING	0	8	17	0	25	0	0	4	0	10	0	14	39	
S/D NARCOTICS, OPIAT	31	349	183	0	563	1	4	61	0	42	1	107	670	
S/D DEP,STIM,CNTRF D	31	213	118	0	362	0	7	39	0	34	0	80	442	
S/D OF LSD	6	23	2	0	31	0	1	0	0	1	0	2	33	
S/D OF MARIJUANA	314	1527	446	0	2287	2	28	210	1	102	1	340	2627	
S/D OF ALCOHOLIC IN	0	1	2	0	3	0	0	0	0	1	0	1	4	
POSS NARCOTICS, OPIA	61	513	314	0	888	1	9	140	1	91	1	240	1128	
POSS DEP,STIM,CNTRF	60	515	273	0	848	1	16	207	1	93	1	316	1164	
POSS OF LSD	23	79	3	0	105	0	1	7	0	2	0	10	115	
POSS OF MARIJUANA	291	1329	399	0	2019	2	34	228	1	112	1	374	2393	
ILLEGAL POSS/MANF LI	0	6	4	0	10	0	0	0	0	0	0	0	10	
ILLEGAL ATTM TO OBT	2	68	38	0	108	0	3	102	1	86	1	191	299	
VIOL GA CNTRL SBST A	1360	9536	4426	0	15322	16	229	2330	14	1315	17	3874	19196	
VIOL DNGROUS DRGS AC	11	55	29	0	95	0	2	29	0	15	0	46	141	
UNLWFL MFG/DEL/DIST	5	59	40	0	104	0	0	9	0	6	0	15	119	
FURNISH LIQUOR TO MI	0	1	0	0	1	0	0	0	0	0	0	0	1	
POSS DRUG RELATED MA	6	21	12	0	39	0	1	12	0	5	0	18	57	
S/D CONT SUB PUBLIC	17	67	17	0	101	0	3	15	0	8	0	26	127	
S/D CONT SUB SCHOOL	14	43	5	0	62	0	0	6	0	1	0	7	69	
S/D COCAINE	317	2056	774	0	3147	3	23	305	2	191	3	519	3666	
POSS OF COCAINE	616	3946	2098	0	6660	7	62	865	5	525	7	1452	8112	
ATMPT VIOL SUBSTANCE	18	191	177	0	386	0	6	83	0	71	1	160	546	
MISC DRUGS TRAFFICKI	0	45	31	0	76	0	1	11	0	6	0	18	94	
TRAF COCAINE LESS 20	6	183	126	0	315	0	1	33	0	37	0	71	386	
TRAF COCAINE 201-400	3	30	25	0	58	0	0	5	0	4	0	9	67	
TRAF COCAINE 401+ GM	0	9	12	0	21	0	0	1	0	3	0	4	25	
TRAF NARCOTIC LESS 1	0	3	2	0	5	0	1	0	0	0	0	1	6	
TRAF NARCOTIC 15-28	1	3	0	0	4	0	0	1	0	1	0	2	6	
TRAF NARCOTIC 29+ GM	0	2	0	0	2	0	0	0	0	1	0	1	3	
TRAF MARIJNA 101-200	1	14	23	0	38	0	1	4	0	4	0	9	47	
TRAF MARIJNA 2001-10	0	4	0	0	4	0	0	1	0	0	0	1	5	
TRAF MARIJNA 10001+	1	1	2	0	4	0	0	0	0	0	0	0	4	

(continued)

Probationer Statistical Profile

Sample: Active & admin probationers, not in facilities
Act probationers 05/23/2002

Requestor: Nancy Phillips, Statistician

Most serious offense by current age & sex (continued)

Most serious offense	Men						Women						Grand Total	%
	age 00-21	age 22-39	age 40-98	age UNKWN	Men Total	Men %	age 00-21	age 22-39	age 40-98	age UNKWN	Women Total	Women %		
TRAF METHAQUALONE < 4	0	4	5	0	9	1	0	0	1	0	2	11		
TRAF METHAQUALONE >=4	0	2	2	0	4	0	0	1	0	0	1	5		
TRAF AMPHTMINE 28-19	0	10	6	0	16	0	0	3	0	3	6	22		
TRAF AMPHTMINE 200-3	0	2	4	0	6	0	0	0	0	2	2	8		
TRAF AMPHTMINE 400+	0	0	0	0	0	0	0	1	0	0	1	1		
CNSPIRE TRAFFIC CNTR	0	1	0	0	1	0	0	0	0	0	0	1		
TRANSACTIONS DRUG OB	1	0	1	0	2	0	0	1	0	0	1	3		
TRANSACTIONS CNTRFT	1	2	0	0	3	0	0	0	0	1	1	4		
USE COMM FACLT Y VIO	1	5	8	0	14	2	0	1	0	2	5	19		
ATT/CONSPRCY COMMT C	2	30	14	0	46	2	0	16	0	9	27	73		
UNAUTH DIST CONTRLLD	2	3	6	0	11	0	0	2	0	2	4	15		
ILLGL DIST CONTRLLD	3	8	9	0	20	0	0	3	0	0	3	23		
VIOL MOTOR VEHICLE L	15	141	124	0	280	0	0	29	0	18	47	327		
ALTER CAR TITLE	0	1	4	0	5	0	0	0	0	0	0	5		
DRVNG HABTL VIOLATOR	2	1142	1401	5	2545	3	0	88	1	105	193	2738		
HABIT TRAF VOIL/IMPA	0	170	187	1	357	0	0	13	0	28	41	398		
HABIT TRAF VIOL/OTHE	2	207	206	1	415	0	0	14	0	16	30	445		
DSTL ALCOHOL BEVERAG	0	0	3	0	3	0	0	0	0	1	1	4		
POSS UNAUTHORIZED ST	0	0	0	0	0	0	0	1	0	0	1	1		
POSS CONTRABAND ARTI	2	4	3	0	9	0	0	2	0	1	3	12		
TRNSPRT CONTRABAND A	2	1	0	0	3	0	0	1	0	1	2	5		
CONCEAL CONTRABAND	0	0	0	0	0	0	0	1	0	0	1	1		
MISC MRALS/PBLIC H/S	1	5	6	0	12	0	0	1	0	1	2	14		
VIOL GAME AND FISH L	0	1	1	0	2	0	0	0	0	0	0	2		
MISC CORRECTIONL INS	4	7	5	0	16	0	0	5	0	1	6	22		
VIOLATN OTHR STATES	25	190	93	0	308	12	1	83	0	31	126	434		
CONSPIRACY	13	46	13	0	72	4	0	35	0	9	48	120		
CRMNL ATMP T	43	200	114	0	357	9	0	60	0	43	112	469		
AIRCRAFT HIJACKING	0	2	0	0	2	0	0	0	0	0	0	2		
UNAUTH DIST RECRD DE	2	3	5	0	10	0	0	0	0	0	0	10		
CRMNL SOLICITATION	1	18	14	0	33	1	0	7	0	5	13	46		
PARTY TO A CRIME	4	10	2	0	16	1	0	3	0	4	8	24		
CRMNL TRESPASSING	0	10	3	0	13	0	0	0	0	2	2	15		
GANG PARTICIPATION	1	0	0	0	1	1	0	0	0	0	1	2		

(continued)

Probationer Statistical Profile

Sample: Active & admin probationers, not in facilities
Act probationers 05/23/2002

Requestor: Nancy Phillips, Statistician

Most serious offense by current age & sex (continued)

Most serious offense	M e n					W o m e n					Grand Total %
	age 00-21 %	age 22-39 %	age 40-98 %	age UNKWN %	Men Total %	age 00-21 %	age 22-39 %	age 40-98 %	age UNKWN %	Women Total %	
Total reported	10269	56697	28071	0	95037	2158	16639	7611	0	26408	121445
Percent Reported	100.0	100.0	100.0		100.0	100.0	100.0	100.0		100.0	100.0
NOT REPORTED	3	21	4	0	28	1	2	2	0	5	33
Total	10272	56718	28075	0	95065	2159	16641	7613	0	26413	121478

Georgia Department of Corrections
 Office of Decision Support
 Probationer Statistical Profile

Sample: Active & admin probationers, not in facilities
 Act probationers 05/23/2002

Requestor: Nancy Phillips, Statistician

Most serious crime type by current age & sex

Crime type	M e n								W o m e n								Grand Total %
	age 00-21 %	age 22-39 %	age 40-98 %	age UNKWN %	Men Total %	age 00-21 %	age 22-39 %	age 40-98 %	age UNKWN %	Women Total %							
VIOL/PERSN	1060 10	8577 15	4749 17	0 0	14386 15	222 10	1804 11	811 11	0 0	2837 11	17223 14						
NVIOL/PERS	135 1	225 0	178 1	0 0	538 1	16 1	31 0	19 0	0 0	66 0	604 0						
PROPERTY	4757 46	19117 34	7445 27	0 0	31319 33	1344 62	8987 54	3367 44	0 0	13698 52	45017 37						
DRUG SALES	759 7	4717 8	1865 7	0 0	7341 8	75 3	731 4	461 6	0 0	1267 5	8608 7						
DRUG POSSN	2479 24	16362 29	7799 28	0 0	26640 28	366 17	4028 24	2331 31	0 0	6725 25	33365 27						
ALCOHOL	6 0	11 0	14 0	0 0	31 0	0 0	1 0	3 0	0 0	4 0	35 0						
HABIT/DUI	31 0	1843 3	2045 7	0 0	3919 4	3 0	179 1	192 3	0 0	374 1	4293 4						
SEX OFFEND	497 5	2318 4	2198 8	0 0	5013 5	15 1	103 1	50 1	0 0	168 1	5181 4						
OTHER	548 5	3548 6	1782 6	0 0	5878 6	118 5	777 5	379 5	0 0	1274 5	7152 6						
Total reported	10272	56718	28075	0	95065	2159	16641	7613	0	26413	121478						
Percent Reported	100.0	100.0	100.0		100.0	100.0	100.0	100.0		100.0	100.0						
NOT REPORTED	0	0	0	0	0	0	0	0	0	0	0						
Total	10272	56718	28075	0	95065	2159	16641	7613	0	26413	121478						