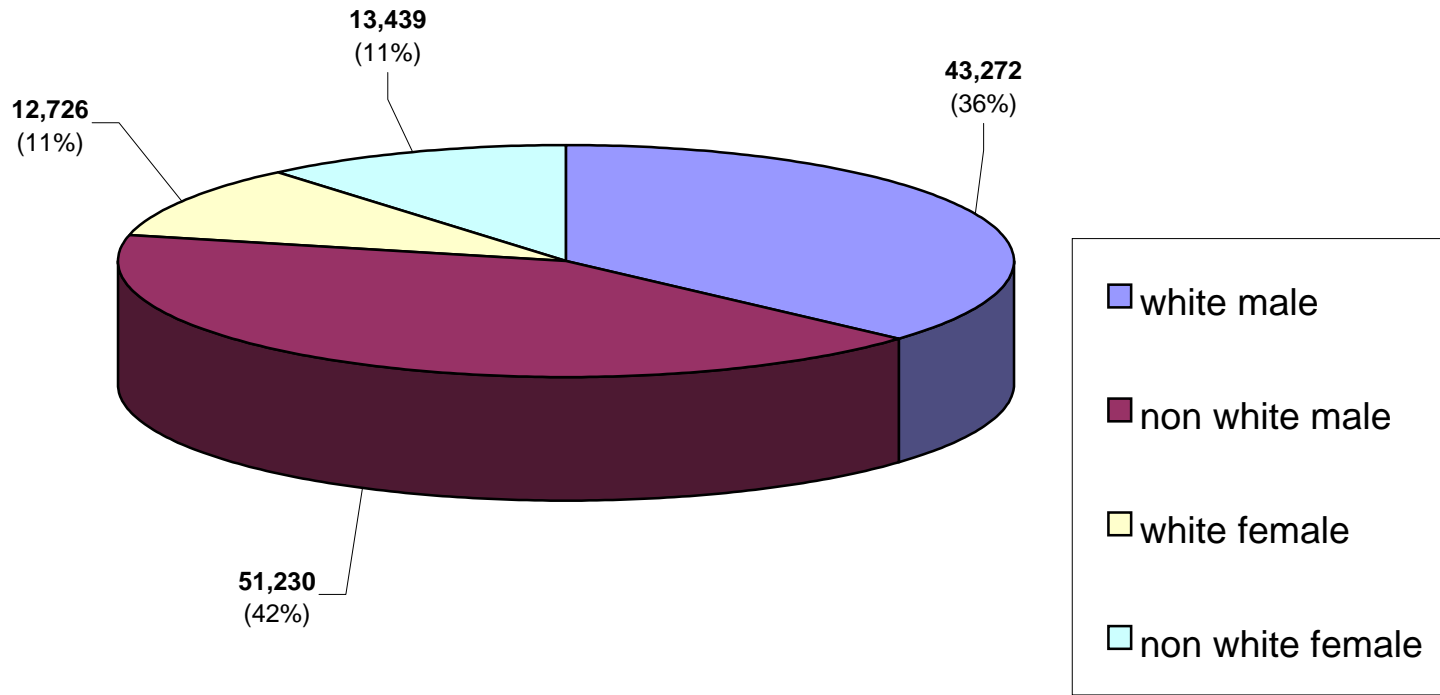
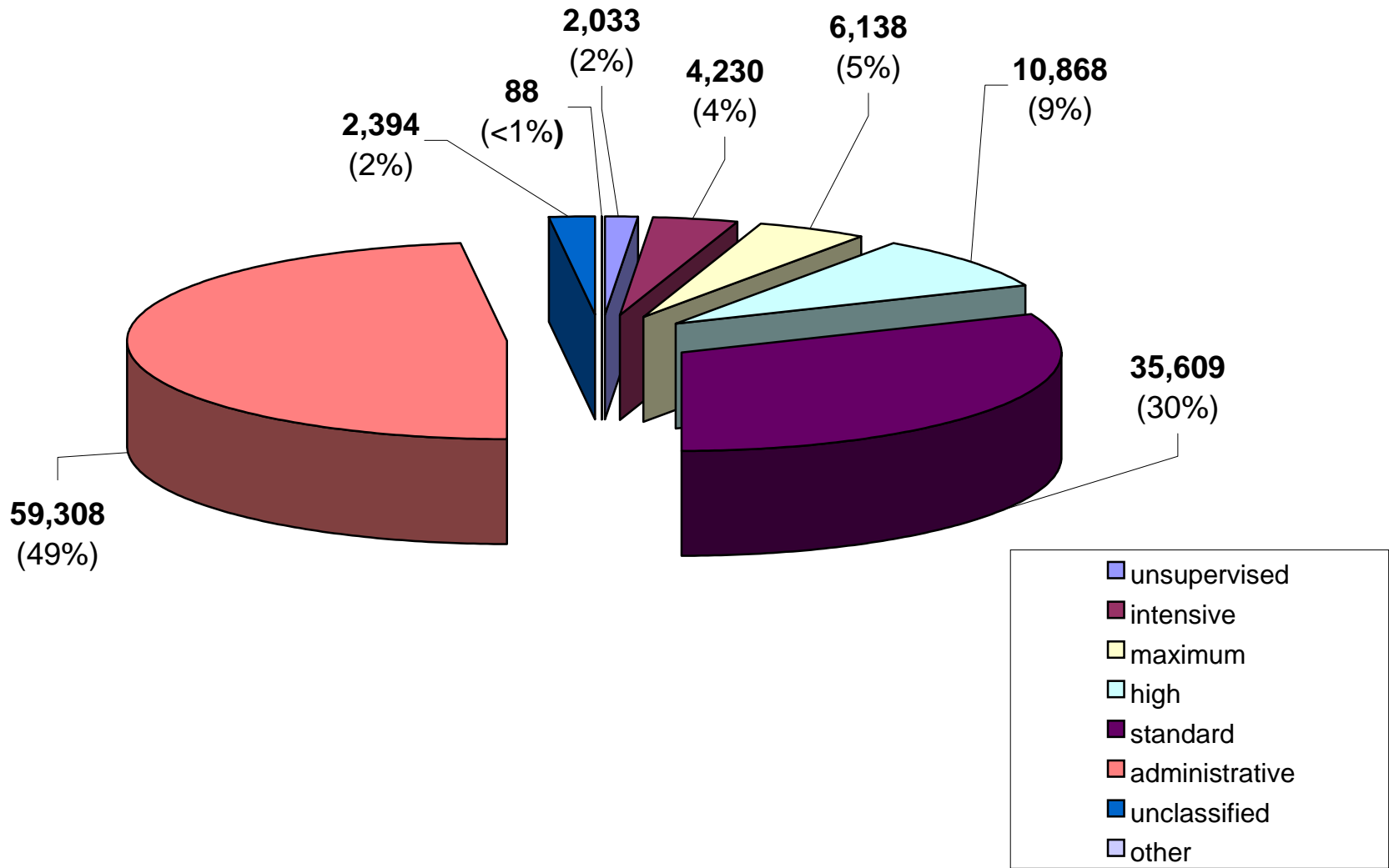


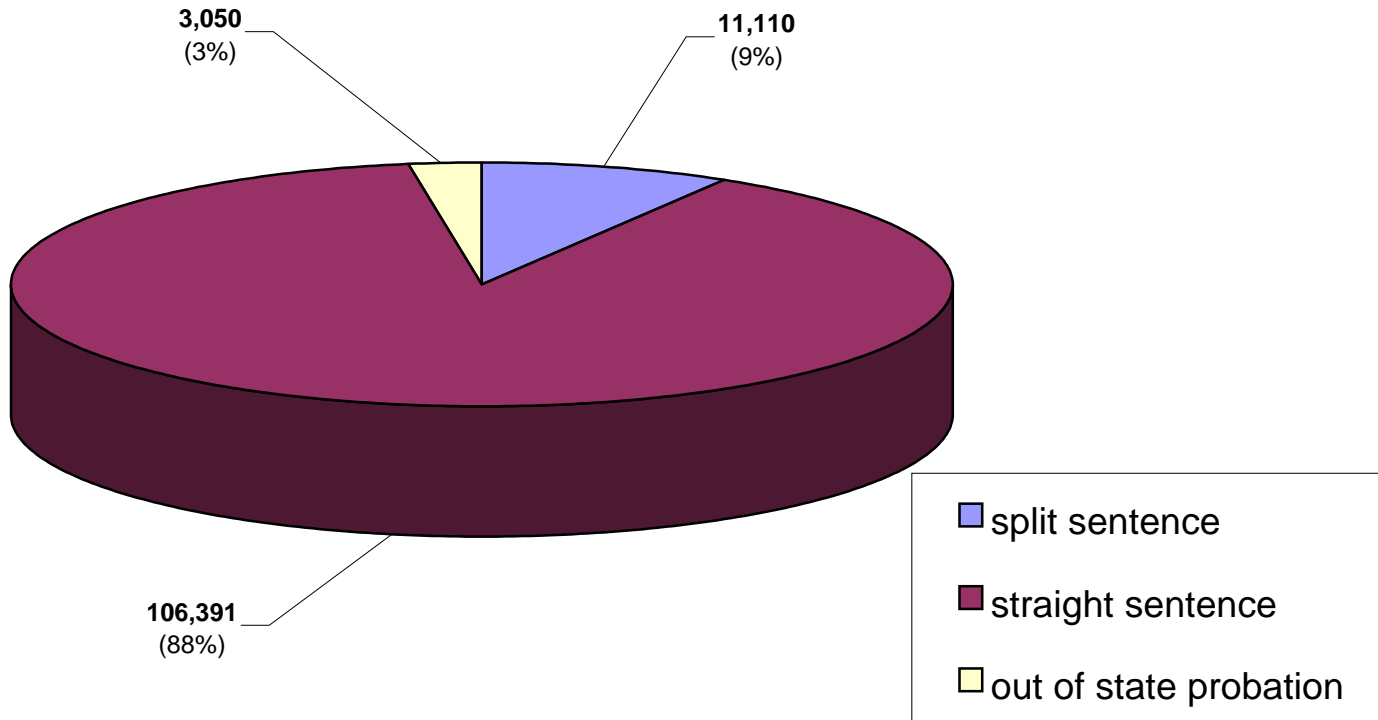
Active Probationers By Race & Gender



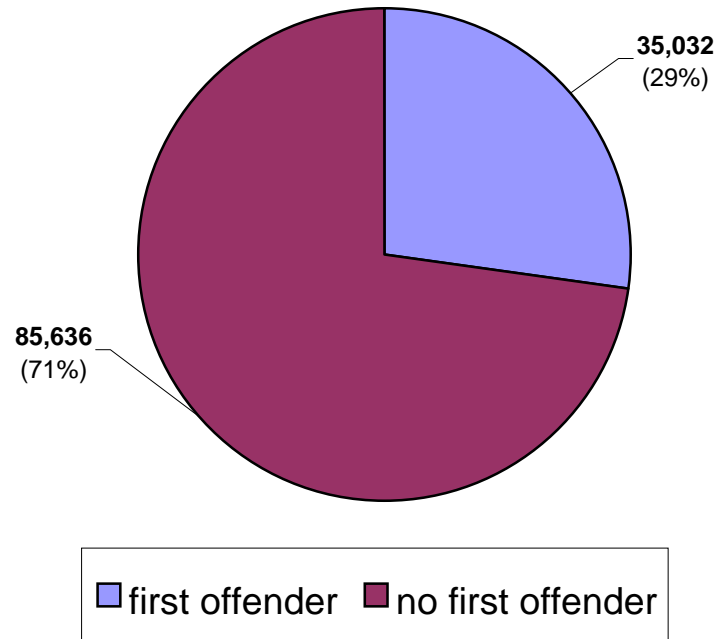
Active Probationers By Current Supervision Type



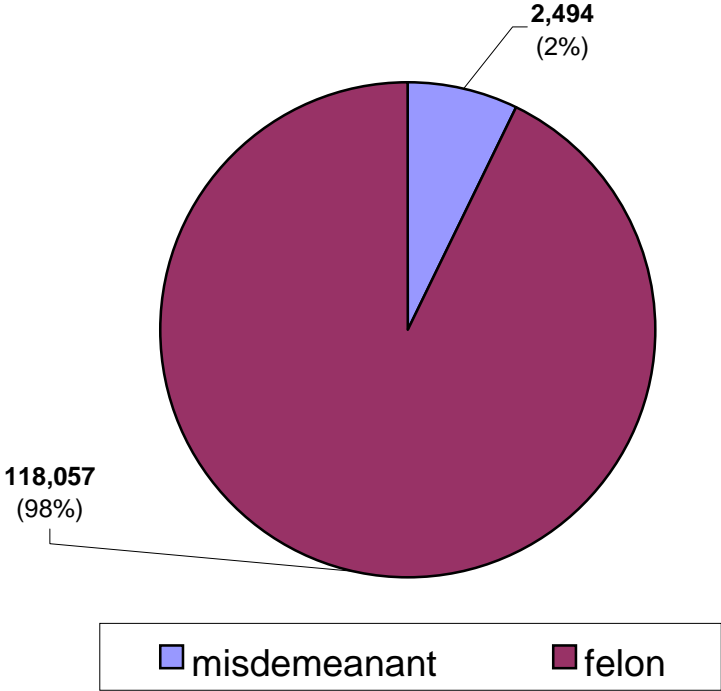
Active Probationers By Case Type



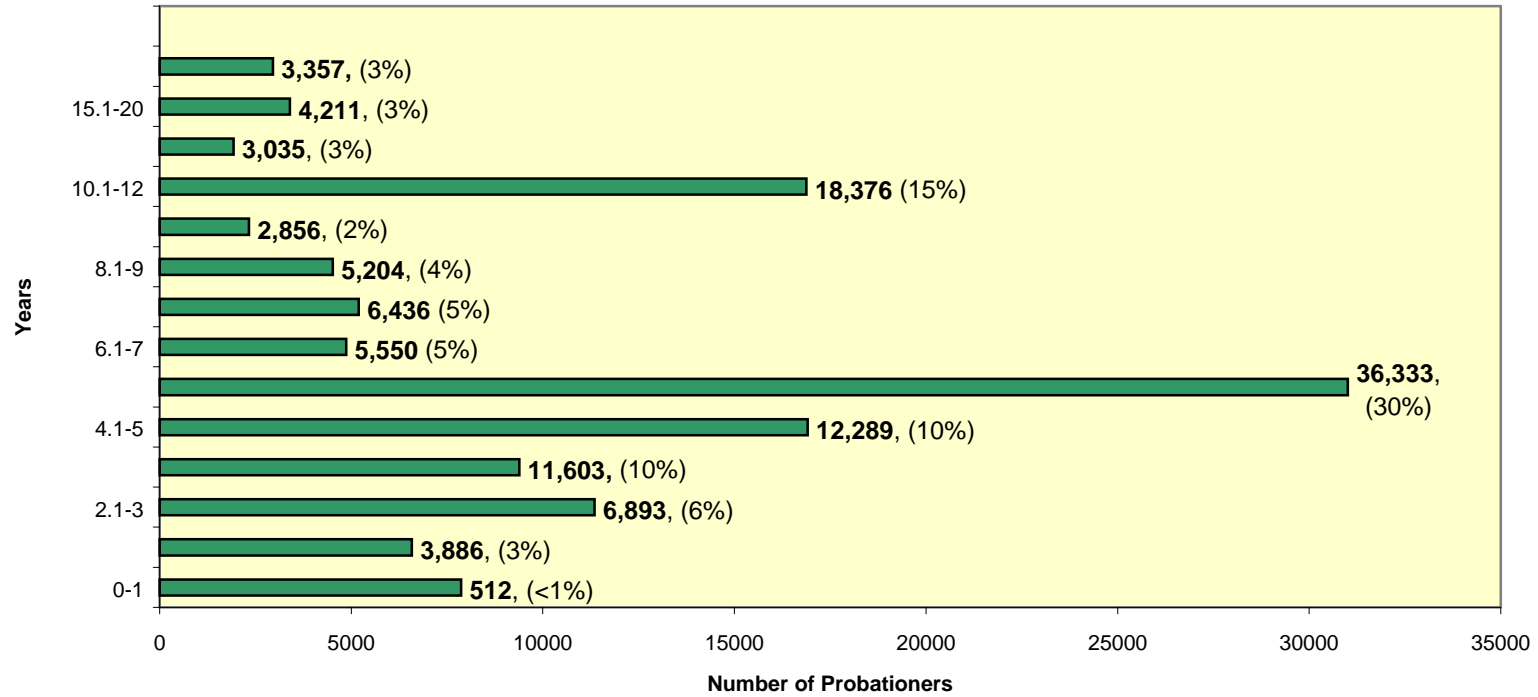
Active Probationers By First Offender Status



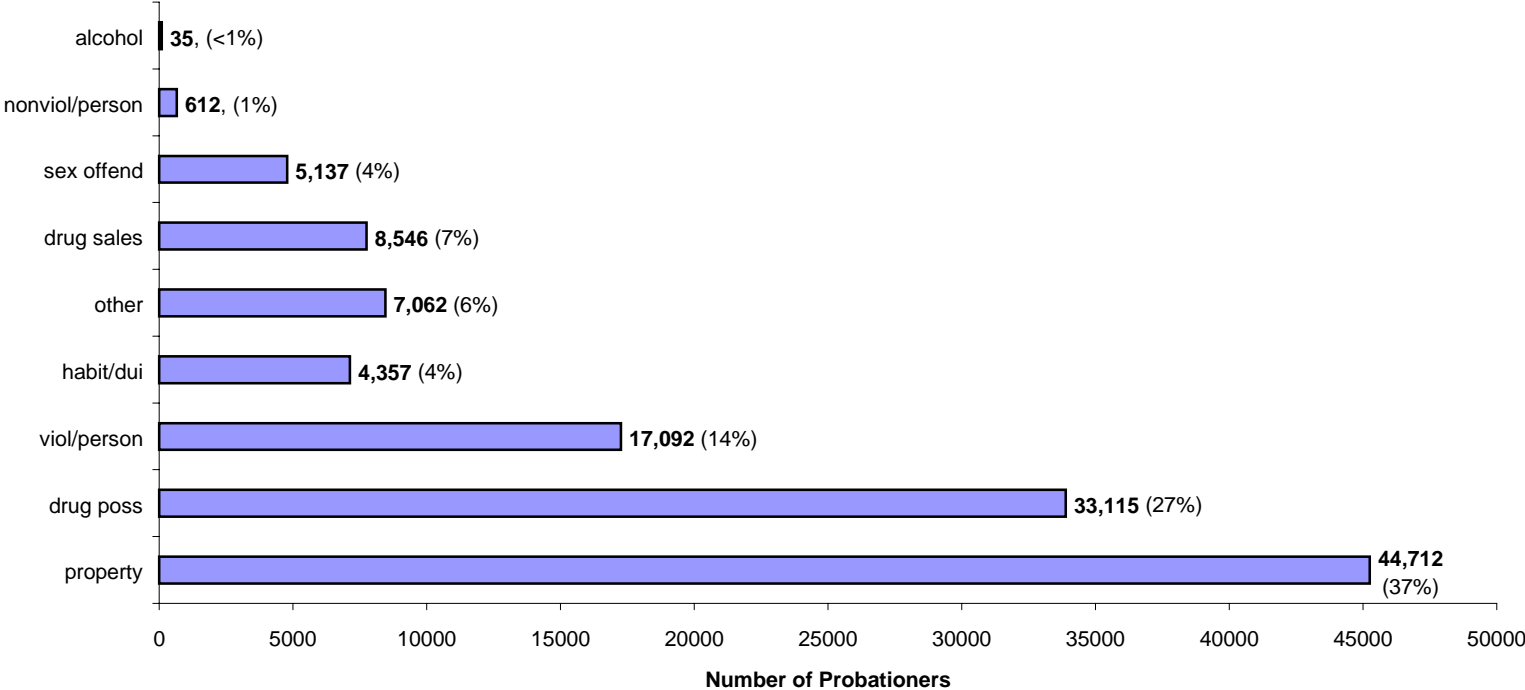
Active Probationer By Sentence Type



Active Probationers By Sentence Length



Active Probationers by Crime Type



Probationer Statistical Profile

Table of contents for Active & admin probationers, not in facilities

Title	Page
-----	-----
Race and sex	2
Current supervision type	3
County of conviction	4
Circuit of conviction	9
Circuit of supervision	11
Sentence length in years	13
Time served in years	14
Time left to serve	15
Case type	16
Release type	17
First offender status	18
Type probationer	19
Most serious crime by group	20
Most serious offense	21
Most serious crime type	31

Probationer Statistical Profile

Sample: Active & admin probationers, not in facilities
Act probationers 04/16/2002

Requestor: Nancy Phillips, Statistician

Race and sex by current age & sex

Race and sex	Men					Women					Grand Total %
	age 00-21 %	age 22-39 %	age 40-98 %	age UNKWN %	Men Total %	age 00-21 %	age 22-39 %	age 40-98 %	age UNKWN %	Women Total %	
WHITE MALE	4410 43	25062 44	13800 50	0 0	43272 46	0 0	0 0	0 0	0 0	0 0	43272 36
NON WHITE MALE	5801 57	31407 56	14022 50	0 0	51230 54	0 0	0 0	0 0	0 0	0 0	51230 42
WHITE FEMALE	0 0	0 0	0 0	0 0	0 0	944 44	7793 47	3989 53	0 0	12726 49	12726 11
NON WHITE FEMALE	0 0	0 0	0 0	0 0	0 0	1214 56	8728 53	3497 47	0 0	13439 51	13439 11
Total reported	10211	56469	27822	0	94502	2158	16521	7486	0	26165	120667
Percent Reported	100.0	100.0	100.0		100.0	100.0	100.0	100.0		100.0	100.0
NOT REPORTED	0	0	1	0	1	0	0	0	0	0	1
Total	10211	56469	27823	0	94503	2158	16521	7486	0	26165	120668
AVERAGE W-AGE	19.91	29.69	47.62	.00	33.91	19.98	30.42	46.29	.00	34.10	33.95

*** Average age excludes missing dates of birth

Probationer Statistical Profile

Sample: Active & admin probationers, not in facilities
Act probationers 04/16/2002

Requestor: Nancy Phillips, Statistician

Current supervision type by current age & sex

Curr supv type	M e n							W o m e n							Grand Total %
	age 00-21 %	age 22-39 %	age 40-98 %	age UNKWN %	Men Total %	age 00-21 %	age 22-39 %	age 40-98 %	age UNKWN %	Women Total %					
UNSUPERVISED	63 1	1061 2	528 2	0 0	1652 2	7 0	268 2	106 1	0 0	381 1	2033 2				
WARRANT	0 0	2 0	0 0	0 0	2 0	0 0	0 0	0 0	0 0	0 0	2 0				
BC AFTERCARE	0 0	0 0	0 0	0 0	0 0	0 0	0 0	0 0	0 0	0 0	0 0				
HOME CONFINEMENT	0 0	1 0	0 0	0 0	1 0	0 0	0 0	0 0	0 0	0 0	1 0				
INTENSIVE	796 8	1879 3	678 2	0 0	3353 4	116 5	564 3	197 3	0 0	877 3	4230 4				
MAXIMUM	691 7	3150 6	1599 6	0 0	5440 6	49 2	462 3	187 2	0 0	698 3	6138 5				
HIGH	1385 14	5285 9	2622 9	0 0	9292 10	174 8	1009 6	393 5	0 0	1576 6	10868 9				
MEDIUM	0 0	0 0	0 0	0 0	0 0	0 0	0 0	0 0	0 0	0 0	0 0				
STANDARD	4668 46	14445 26	6738 24	0 0	25851 27	1369 63	6061 37	2328 31	0 0	9758 37	35609 30				
ADMINISTRATIVE	2442 24	29336 52	15047 54	0 0	46825 50	418 19	7908 48	4157 56	0 0	12483 48	59308 49				
FINANCIAL	0 0	19 0	64 0	0 0	83 0	0 0	1 0	1 0	0 0	2 0	85 0				
OBSOLETE CODES	0 0	0 0	0 0	0 0	0 0	0 0	0 0	0 0	0 0	0 0	0 0				
UNCLASSIFIED	166 2	1291 2	547 2	0 0	2004 2	25 1	248 2	117 2	0 0	390 1	2394 2				
Total reported	10211	56469	27823	0	94503	2158	16521	7486	0	26165	120668				
Percent Reported	100.0	100.0	100.0		100.0	100.0	100.0	100.0		100.0	100.0				
NOT REPORTED	0	0	0	0	0	0	0	0	0	0	0				
Total	10211	56469	27823	0	94503	2158	16521	7486	0	26165	120668				

Probationer Statistical Profile

Sample: Active & admin probationers, not in facilities
Act probationers 04/16/2002

Requestor: Nancy Phillips, Statistician

County of conviction by current age & sex

County	Men						Women						Grand Total	%								
	age 00-21	%	age 22-39	%	age 40-98	% UNKWN	Men Total	%	age 00-21	%	age 22-39	%			age 40-98	% UNKWN	Women Total	%				
Appling	29	0	120	0	52	0	0	0	201	0	1	0	31	0	6	0	0	0	38	0	239	0
Atkinson	4	0	62	0	49	0	0	0	115	0	1	0	17	0	8	0	0	0	26	0	141	0
Bacon	18	0	64	0	29	0	0	0	111	0	1	0	12	0	3	0	0	0	16	0	127	0
Baker	2	0	38	0	19	0	0	0	59	0	0	0	4	0	1	0	0	0	5	0	64	0
Baldwin	127	1	590	1	242	1	0	0	959	1	18	1	143	1	75	1	0	0	236	1	1195	1
Banks	19	0	115	0	90	0	0	0	224	0	6	0	39	0	17	0	0	0	62	0	286	0
Barrow	44	0	290	1	204	1	0	0	538	1	13	1	102	1	52	1	0	0	167	1	705	1
Bartow	105	1	868	2	490	2	0	0	1463	2	22	1	297	2	111	1	0	0	430	2	1893	2
Ben Hill	20	0	162	0	87	0	0	0	269	0	10	0	44	0	16	0	0	0	70	0	339	0
Berrien	19	0	141	0	76	0	0	0	236	0	9	0	34	0	18	0	0	0	61	0	297	0
Bibb	251	2	1610	3	804	3	0	0	2665	3	52	2	532	3	232	3	0	0	816	3	3481	3
Bleckley	19	0	115	0	47	0	0	0	181	0	6	0	38	0	13	0	0	0	57	0	238	0
Brantley	13	0	57	0	43	0	0	0	113	0	0	0	15	0	5	0	0	0	20	0	133	0
Brooks	37	0	157	0	59	0	0	0	253	0	2	0	23	0	13	0	0	0	38	0	291	0
Bryan	20	0	75	0	40	0	0	0	135	0	3	0	15	0	12	0	0	0	30	0	165	0
Bulloch	118	1	465	1	144	1	0	0	727	1	15	1	137	1	40	1	0	0	192	1	919	1
Burke	27	0	115	0	51	0	0	0	193	0	2	0	22	0	13	0	0	0	37	0	230	0
Butts	24	0	169	0	78	0	0	0	271	0	6	0	41	0	27	0	0	0	74	0	345	0
Calhoun	8	0	70	0	38	0	0	0	116	0	1	0	23	0	9	0	0	0	33	0	149	0
Camden	39	0	208	0	76	0	0	0	323	0	4	0	46	0	29	0	0	0	79	0	402	0
Candler	15	0	59	0	35	0	0	0	109	0	4	0	32	0	9	0	0	0	45	0	154	0
Carroll	103	1	474	1	213	1	0	0	790	1	22	1	140	1	75	1	0	0	237	1	1027	1
Catoosa	55	1	325	1	132	0	0	0	512	1	16	1	112	1	53	1	0	0	181	1	693	1
Charlton	7	0	62	0	21	0	0	0	90	0	0	0	5	0	7	0	0	0	12	0	102	0
Chatham	368	4	1484	3	710	3	0	0	2562	3	84	4	603	4	282	4	0	0	969	4	3531	3
Chattahoochee	9	0	19	0	12	0	0	0	40	0	1	0	6	0	4	0	0	0	11	0	51	0
Chatooga	29	0	214	0	119	0	0	0	362	0	11	1	59	0	30	0	0	0	100	0	462	0
Cherokee	188	2	787	1	385	1	0	0	1360	1	42	2	219	1	121	2	0	0	382	1	1742	1
Clarke	129	1	605	1	241	1	0	0	975	1	26	1	166	1	49	1	0	0	241	1	1216	1
Clay	10	0	35	0	19	0	0	0	64	0	1	0	4	0	5	0	0	0	10	0	74	0
Clayton	278	3	779	1	376	1	0	0	1433	2	105	5	389	2	119	2	0	0	613	2	2046	2
Clinch	17	0	76	0	56	0	0	0	149	0	5	0	25	0	7	0	0	0	37	0	186	0
Cobb	729	7	4279	8	2089	8	0	0	7097	8	158	7	1296	8	606	8	0	0	2060	8	9157	8
Coffee	32	0	247	0	137	0	0	0	416	0	4	0	71	0	39	1	0	0	114	0	530	0

(continued)

Probationer Statistical Profile

Sample: Active & admin probationers, not in facilities
Act probationers 04/16/2002

Requestor: Nancy Phillips, Statistician

County of conviction by current age & sex (continued)

County	Men							Women							Grand Total	%						
	age	age	age	age	UNKWN	Total	age	age	age	age	UNKWN	Total										
	00-21	%	22-39	%	40-98	%	UNKWN	%	00-21	%	22-39	%	40-98	%	UNKWN	%	Total	%				
Colquit	99	1	461	1	213	1	0	0	773	1	10	0	86	1	49	1	0	0	145	1	918	1
Columbia	86	1	321	1	123	0	0	0	530	1	14	1	71	0	50	1	0	0	135	1	665	1
Cook	23	0	232	0	107	0	0	0	362	0	3	0	60	0	23	0	0	0	86	0	448	0
Coweta	96	1	392	1	222	1	0	0	710	1	23	1	155	1	64	1	0	0	242	1	952	1
Crawford	10	0	60	0	21	0	0	0	91	0	2	0	9	0	5	0	0	0	16	0	107	0
Crisp	71	1	252	0	130	0	0	0	453	0	13	1	84	1	32	0	0	0	129	0	582	0
Dade	26	0	128	0	67	0	0	0	221	0	3	0	45	0	15	0	0	0	63	0	284	0
Dawson	14	0	89	0	70	0	0	0	173	0	5	0	39	0	17	0	0	0	61	0	234	0
Decatur	38	0	343	1	169	1	0	0	550	1	11	1	86	1	37	0	0	0	134	1	684	1
DeKalb	606	6	2584	5	1248	4	0	0	4438	5	153	7	810	5	301	4	0	0	1264	5	5702	5
Dodge	20	0	148	0	77	0	0	0	245	0	12	1	56	0	22	0	0	0	90	0	335	0
Dooly	23	0	103	0	51	0	0	0	177	0	2	0	28	0	14	0	0	0	44	0	221	0
Dougherty	325	3	1982	4	1000	4	0	0	3307	3	56	3	604	4	254	3	0	0	914	3	4221	3
Douglas	209	2	1369	2	790	3	0	0	2368	3	60	3	455	3	238	3	0	0	753	3	3121	3
Early	37	0	120	0	65	0	0	0	222	0	4	0	38	0	25	0	0	0	67	0	289	0
Echols	3	0	19	0	15	0	0	0	37	0	1	0	2	0	2	0	0	0	5	0	42	0
Effingham	51	0	168	0	96	0	0	0	315	0	9	0	52	0	28	0	0	0	89	0	404	0
Elbert	23	0	219	0	139	0	0	0	381	0	3	0	53	0	34	0	0	0	90	0	471	0
Emanuel	34	0	122	0	53	0	0	0	209	0	6	0	36	0	16	0	0	0	58	0	267	0
Evans	13	0	34	0	17	0	0	0	64	0	3	0	14	0	3	0	0	0	20	0	84	0
Fannin	14	0	164	0	108	0	0	0	286	0	6	0	72	0	17	0	0	0	95	0	381	0
Fayette	85	1	384	1	145	1	0	0	614	1	22	1	155	1	68	1	0	0	245	1	859	1
Floyd	109	1	864	2	471	2	0	0	1444	2	30	1	290	2	154	2	0	0	474	2	1918	2
Forsyth	58	1	364	1	192	1	0	0	614	1	9	0	121	1	55	1	0	0	185	1	799	1
Franklin	21	0	196	0	104	0	0	0	321	0	4	0	42	0	22	0	0	0	68	0	389	0
Fulton	660	6	4478	8	2123	8	0	0	7261	8	88	4	836	5	473	6	0	0	1397	5	8658	7
Gilmer	31	0	228	0	128	0	0	0	387	0	10	0	75	0	41	1	0	0	126	0	513	0
Glascokk	2	0	6	0	4	0	0	0	12	0	0	0	0	0	0	0	0	0	0	0	12	0
Glynn	128	1	630	1	285	1	0	0	1043	1	21	1	169	1	73	1	0	0	263	1	1306	1
Gordon	54	1	491	1	282	1	0	0	827	1	13	1	186	1	83	1	0	0	282	1	1109	1
Grady	31	0	205	0	107	0	0	0	343	0	1	0	48	0	23	0	0	0	72	0	415	0
Greene	41	0	180	0	81	0	0	0	302	0	4	0	45	0	17	0	0	0	66	0	368	0
Gwinnett	478	5	2737	5	1135	4	0	0	4350	5	96	4	755	5	331	4	0	0	1182	5	5532	5
Habersham	32	0	127	0	83	0	0	0	242	0	13	1	35	0	22	0	0	0	70	0	312	0
Hall	120	1	666	1	363	1	0	0	1149	1	34	2	249	2	110	1	0	0	393	2	1542	1

(continued)

Probationer Statistical Profile

Sample: Active & admin probationers, not in facilities
Act probationers 04/16/2002

Requestor: Nancy Phillips, Statistician

County of conviction by current age & sex (continued)

County	Men						Women						Grand Total	%								
	age 00-21	age %	age 22-39	age %	age 40-98	age % UNKWN	Men Total	age 00-21	age %	age 22-39	age %	age 40-98			age % UNKWN	Women Total						
Hancock	11	0	69	0	35	0	0	0	115	0	3	0	6	0	4	0	0	0	13	0	128	0
Haralson	24	0	164	0	137	0	0	0	325	0	3	0	42	0	26	0	0	0	71	0	396	0
Harris	31	0	109	0	58	0	0	0	198	0	5	0	17	0	13	0	0	0	35	0	233	0
Hart	15	0	138	0	70	0	0	0	223	0	2	0	25	0	20	0	0	0	47	0	270	0
Heard	9	0	41	0	36	0	0	0	86	0	1	0	17	0	6	0	0	0	24	0	110	0
Henry	150	1	720	1	284	1	0	0	1154	1	40	2	202	1	89	1	0	0	331	1	1485	1
Houston	134	1	656	1	313	1	0	0	1103	1	33	2	230	1	83	1	0	0	346	1	1449	1
Irwin	12	0	76	0	47	0	0	0	135	0	2	0	13	0	7	0	0	0	22	0	157	0
Jackson	42	0	261	0	156	1	0	0	459	0	7	0	93	1	38	1	0	0	138	1	597	0
Jasper	18	0	60	0	34	0	0	0	112	0	0	0	11	0	5	0	0	0	16	0	128	0
Jeff Davis	12	0	112	0	58	0	0	0	182	0	0	0	22	0	11	0	0	0	33	0	215	0
Jefferson	32	0	131	0	73	0	0	0	236	0	0	0	21	0	5	0	0	0	26	0	262	0
Jenkins	16	0	88	0	28	0	0	0	132	0	4	0	15	0	5	0	0	0	24	0	156	0
Johnson	14	0	106	0	28	0	0	0	148	0	1	0	19	0	8	0	0	0	28	0	176	0
Jones	27	0	195	0	95	0	0	0	317	0	6	0	30	0	20	0	0	0	56	0	373	0
Lamar	16	0	182	0	57	0	0	0	255	0	8	0	34	0	10	0	0	0	52	0	307	0
Lanier	11	0	90	0	49	0	0	0	150	0	3	0	19	0	13	0	0	0	35	0	185	0
Laurens	71	1	368	1	192	1	0	0	631	1	6	0	77	0	36	0	0	0	119	0	750	1
Lee	40	0	209	0	119	0	0	0	368	0	7	0	34	0	17	0	0	0	58	0	426	0
Liberty	45	0	182	0	58	0	0	0	285	0	6	0	51	0	20	0	0	0	77	0	362	0
Lincoln	10	0	48	0	28	0	0	0	86	0	0	0	7	0	6	0	0	0	13	0	99	0
Long	13	0	36	0	25	0	0	0	74	0	2	0	7	0	7	0	0	0	16	0	90	0
Lowndes	226	2	1020	2	419	2	0	0	1665	2	55	3	288	2	112	1	0	0	455	2	2120	2
Lumpkin	10	0	150	0	85	0	0	0	245	0	3	0	51	0	22	0	0	0	76	0	321	0
Macon	14	0	137	0	120	0	0	0	271	0	1	0	26	0	12	0	0	0	39	0	310	0
Madison	40	0	158	0	96	0	0	0	294	0	3	0	39	0	19	0	0	0	61	0	355	0
Marion	10	0	52	0	24	0	0	0	86	0	2	0	9	0	3	0	0	0	14	0	100	0
McDuffie	21	0	178	0	71	0	0	0	270	0	2	0	37	0	18	0	0	0	57	0	327	0
McIntosh	6	0	58	0	36	0	0	0	100	0	9	0	19	0	14	0	0	0	42	0	142	0
Meriwether	36	0	145	0	89	0	0	0	270	0	4	0	36	0	23	0	0	0	63	0	333	0
Miller	17	0	64	0	26	0	0	0	107	0	3	0	15	0	6	0	0	0	24	0	131	0
Mitchell	39	0	337	1	146	1	0	0	522	1	5	0	67	0	30	0	0	0	102	0	624	1
Monroe	18	0	204	0	85	0	0	0	307	0	4	0	62	0	18	0	0	0	84	0	391	0
Montgomery	13	0	61	0	24	0	0	0	98	0	1	0	12	0	7	0	0	0	20	0	118	0
Morgan	11	0	143	0	61	0	0	0	215	0	3	0	16	0	15	0	0	0	34	0	249	0

(continued)

Probationer Statistical Profile

Sample: Active & admin probationers, not in facilities
Act probationers 04/16/2002

Requestor: Nancy Phillips, Statistician

County of conviction by current age & sex (continued)

County	Men							Women							Grand Total	%						
	age	age	age	age	UNKWN	Total	age	age	age	age	UNKWN	Total										
	00-21	%	22-39	%	40-98	%	UNKWN	%	00-21	%	22-39	%	40-98	%	UNKWN	%	Total	%				
Murray	27	0	130	0	62	0	0	0	219	0	2	0	44	0	20	0	66	0	285	0		
Muscogee	277	3	1362	2	680	2	0	0	2319	2	74	3	520	3	238	3	832	3	3151	3		
Newton	65	1	742	1	447	2	0	0	1254	1	16	1	209	1	102	1	0	0	327	1	1581	1
Oconee	5	0	62	0	31	0	0	0	98	0	3	0	19	0	8	0	0	0	30	0	128	0
Oglethrope	13	0	93	0	42	0	0	0	148	0	2	0	10	0	11	0	0	0	23	0	171	0
Paulding	47	0	284	1	172	1	0	0	503	1	4	0	52	0	40	1	0	0	96	0	599	0
Peach	28	0	156	0	64	0	0	0	248	0	1	0	35	0	15	0	0	0	51	0	299	0
Pickens	28	0	137	0	96	0	0	0	261	0	5	0	62	0	22	0	0	0	89	0	350	0
Pierce	15	0	56	0	27	0	0	0	98	0	1	0	24	0	7	0	0	0	32	0	130	0
Pike	8	0	47	0	23	0	0	0	78	0	0	0	6	0	4	0	0	0	10	0	88	0
Polk	30	0	337	1	207	1	0	0	574	1	5	0	66	0	41	1	0	0	112	0	686	1
Pulaski	25	0	73	0	39	0	0	0	137	0	4	0	23	0	9	0	0	0	36	0	173	0
Putnam	32	0	246	0	121	0	0	0	399	0	11	1	34	0	24	0	0	0	69	0	468	0
Quitman	2	0	19	0	10	0	0	0	31	0	2	0	3	0	5	0	0	0	10	0	41	0
Rabun	14	0	67	0	48	0	0	0	129	0	2	0	17	0	15	0	0	0	34	0	163	0
Randolph	14	0	91	0	33	0	0	0	138	0	3	0	23	0	14	0	0	0	40	0	178	0
Richmond	306	3	1319	2	651	2	0	0	2276	2	94	4	500	3	228	3	0	0	822	3	3098	3
Rockdale	74	1	333	1	145	1	0	0	552	1	22	1	121	1	50	1	0	0	193	1	745	1
Schely	5	0	59	0	31	0	0	0	95	0	1	0	13	0	5	0	0	0	19	0	114	0
Screven	31	0	141	0	77	0	0	0	249	0	3	0	35	0	28	0	0	0	66	0	315	0
Seminole	15	0	109	0	48	0	0	0	172	0	3	0	23	0	8	0	0	0	34	0	206	0
Spalding	81	1	460	1	222	1	0	0	763	1	14	1	156	1	67	1	0	0	237	1	1000	1
Stephens	34	0	144	0	79	0	0	0	257	0	6	0	52	0	24	0	0	0	82	0	339	0
Stewart	5	0	74	0	46	0	0	0	125	0	1	0	13	0	9	0	0	0	23	0	148	0
Sumter	85	1	566	1	348	1	0	0	999	1	14	1	169	1	89	1	0	0	272	1	1271	1
Talbot	8	0	40	0	22	0	0	0	70	0	0	0	3	0	5	0	0	0	8	0	78	0
Taliaferro	2	0	7	0	5	0	0	0	14	0	1	0	1	0	0	0	0	0	2	0	16	0
Tattnall	20	0	71	0	45	0	0	0	136	0	3	0	9	0	8	0	0	0	20	0	156	0
Taylor	9	0	65	0	36	0	0	0	110	0	4	0	9	0	2	0	0	0	15	0	125	0
Telfair	19	0	135	0	50	0	0	0	204	0	5	0	45	0	19	0	0	0	69	0	273	0
Terrell	17	0	142	0	43	0	0	0	202	0	6	0	39	0	16	0	0	0	61	0	263	0
Thomas	105	1	660	1	289	1	0	0	1054	1	19	1	152	1	58	1	0	0	229	1	1283	1
Tift	32	0	327	1	163	1	0	0	522	1	4	0	82	0	32	0	0	0	118	0	640	1
Toombs	40	0	170	0	97	0	0	0	307	0	13	1	77	0	25	0	0	0	115	0	422	0
Towns	8	0	49	0	23	0	0	0	80	0	1	0	21	0	7	0	0	0	29	0	109	0

(continued)

Probationer Statistical Profile

Sample: Active & admin probationers, not in facilities
Act probationers 04/16/2002

Requestor: Nancy Phillips, Statistician

County of conviction by current age & sex (continued)

County	Men					Women					Grand Total	%										
	age 00-21	age 22-39	age 40-98	age UNKWN	Men Total	age 00-21	age 22-39	age 40-98	age UNKWN	Women Total												
Treutlen	10	0	79	0	47	0	0	0	136	0	2	0	19	0	12	0	0	0	33	0	169	0
Troup	114	1	423	1	214	1	0	0	751	1	23	1	186	1	73	1	0	0	282	1	1033	1
Turner	13	0	91	0	34	0	0	0	138	0	3	0	14	0	9	0	0	0	26	0	164	0
Twiggs	2	0	68	0	34	0	0	0	104	0	2	0	16	0	8	0	0	0	26	0	130	0
Union	23	0	77	0	50	0	0	0	150	0	5	0	21	0	18	0	0	0	44	0	194	0
Upson	49	0	131	0	63	0	0	0	243	0	8	0	46	0	15	0	0	0	69	0	312	0
Walker	59	1	378	1	198	1	0	0	635	1	15	1	111	1	44	1	0	0	170	1	805	1
Walton	81	1	636	1	356	1	0	0	1073	1	9	0	144	1	56	1	0	0	209	1	1282	1
Ware	35	0	253	0	117	0	0	0	405	0	5	0	82	0	33	0	0	0	120	0	525	0
Warren	13	0	39	0	27	0	0	0	79	0	0	0	3	0	1	0	0	0	4	0	83	0
Washington	26	0	109	0	58	0	0	0	193	0	1	0	36	0	24	0	0	0	61	0	254	0
Wayne	31	0	229	0	110	0	0	0	370	0	9	0	56	0	28	0	0	0	93	0	463	0
Webster	9	0	33	0	29	0	0	0	71	0	1	0	7	0	1	0	0	0	9	0	80	0
Wheeler	5	0	28	0	26	0	0	0	59	0	1	0	7	0	6	0	0	0	14	0	73	0
White	19	0	103	0	79	0	0	0	201	0	2	0	32	0	15	0	0	0	49	0	250	0
Whitfield	115	1	623	1	270	1	0	0	1008	1	30	1	221	1	94	1	0	0	345	1	1353	1
Wilcox	14	0	54	0	24	0	0	0	92	0	0	0	7	0	3	0	0	0	10	0	102	0
Wilkes	12	0	72	0	42	0	0	0	126	0	4	0	10	0	10	0	0	0	24	0	150	0
Wilkinson	16	0	84	0	42	0	0	0	142	0	1	0	23	0	9	0	0	0	33	0	175	0
Worth	28	0	157	0	86	0	0	0	271	0	4	0	25	0	18	0	0	0	47	0	318	0
Out of state	214	2	1473	3	581	2	0	0	2268	2	55	3	516	3	179	2	0	0	750	3	3018	3
Total reported	10211		56463		27818		0		94492		2158		16521		7483		0		26162		120654	
Percent Reported	100.0		100.0		100.0				100.0		100.0		100.0		100.0				100.0		100.0	
Not reported	0		6		5		0		11		0		0		3		0		3		14	
Total	10211		56469		27823		0		94503		2158		16521		7486		0		26165		120668	

Probationer Statistical Profile

Sample: Active & admin probationers, not in facilities
Act probationers 04/16/2002

Requestor: Nancy Phillips, Statistician

Circuit of conviction by current age & sex

Circuit of conv	Men								Women								Grand Total	%				
	age	%	age	%	age	%	age	%	Men	%	age	%	age	%	Women	%						
	00-21	22-39	40-98	UNKWN	00-21	22-39	40-98	UNKWN	Total	00-21	22-39	40-98	UNKWN	Total	Total	%						
Alapaha	74	1	601	1	337	1	0	0	1012	1	21	1	155	1	69	1	0	0	245	1	1257	1
Alcovy	146	1	1378	3	803	3	0	0	2327	3	25	1	353	2	158	2	0	0	536	2	2863	2
Atlanta	660	7	4478	8	2123	8	0	0	7261	8	88	4	836	5	473	6	0	0	1397	5	8658	7
Atlantic	117	1	456	1	221	1	0	0	794	1	26	1	115	1	64	1	0	0	205	1	999	1
Augusta	419	4	1755	3	825	3	0	0	2999	3	110	5	593	4	291	4	0	0	994	4	3993	3
Blue Ridge	188	2	787	1	385	1	0	0	1360	1	42	2	219	1	121	2	0	0	382	2	1742	1
Brunswick	239	2	1299	2	581	2	0	0	2119	2	35	2	324	2	147	2	0	0	506	2	2625	2
Chattahoochee	344	3	1646	3	832	3	0	0	2822	3	86	4	564	4	265	4	0	0	915	4	3737	3
Cherokee	159	2	1359	2	772	3	0	0	2290	2	35	2	483	3	194	3	0	0	712	3	3002	3
Clayton	277	3	776	1	374	1	0	0	1427	2	105	5	388	2	119	2	0	0	612	2	2039	2
Cobb	729	7	4276	8	2083	8	0	0	7088	8	158	8	1295	8	605	8	0	0	2058	8	9146	8
Conasauga	142	1	753	1	332	1	0	0	1227	1	32	2	265	2	114	2	0	0	411	2	1638	1
Cordele	128	1	571	1	292	1	0	0	991	1	25	1	163	1	65	1	0	0	253	1	1244	1
Coweta	358	4	1475	3	774	3	0	0	2607	3	73	3	534	3	241	3	0	0	848	3	3455	3
Dougherty	325	3	1982	4	1000	4	0	0	3307	4	56	3	604	4	254	3	0	0	914	4	4221	4
Dublin	97	1	621	1	301	1	0	0	1019	1	11	1	131	1	64	1	0	0	206	1	1225	1
Eastern	368	4	1484	3	710	3	0	0	2562	3	84	4	603	4	282	4	0	0	969	4	3531	3
Flint	150	2	720	1	284	1	0	0	1154	1	40	2	202	1	89	1	0	0	331	1	1485	1
Griffin	223	2	1022	2	453	2	0	0	1698	2	44	2	363	2	154	2	0	0	561	2	2259	2
Gwinnett	478	5	2737	5	1135	4	0	0	4350	5	96	5	755	5	330	5	0	0	1181	5	5531	5
Houston	134	1	656	1	313	1	0	0	1103	1	33	2	230	1	83	1	0	0	346	1	1449	1
Lookout Mountain	169	2	1045	2	516	2	0	0	1730	2	45	2	327	2	142	2	0	0	514	2	2244	2
Macon	289	3	1826	3	889	3	0	0	3004	3	55	3	576	4	252	3	0	0	883	3	3887	3
Middle	147	1	591	1	316	1	0	0	1054	1	24	1	202	1	79	1	0	0	305	1	1359	1
Mountain	80	1	338	1	210	1	0	0	628	1	21	1	104	1	61	1	0	0	186	1	814	1
Northeastern	134	1	755	1	433	2	0	0	1322	1	39	2	288	2	127	2	0	0	454	2	1776	2
Northern	112	1	804	1	451	2	0	0	1367	1	14	1	169	1	106	1	0	0	289	1	1656	1
Ocmulgee	283	3	1567	3	711	3	0	0	2561	3	46	2	308	2	169	2	0	0	523	2	3084	3
Oconee	101	1	560	1	263	1	0	0	924	1	29	1	181	1	76	1	0	0	286	1	1210	1
Ogeechee	216	2	862	2	345	1	0	0	1423	2	31	1	239	1	101	1	0	0	371	1	1794	2
Pataula	112	1	580	1	244	1	0	0	936	1	22	1	145	1	79	1	0	0	246	1	1182	1
Piedmont	105	1	666	1	450	2	0	0	1221	1	26	1	234	1	107	1	0	0	367	1	1588	1
Rome	109	1	864	2	471	2	0	0	1444	2	30	1	290	2	154	2	0	0	474	2	1918	2
South Georgia	118	1	993	2	479	2	0	0	1590	2	18	1	228	1	100	1	0	0	346	1	1936	2

(continued)

Probationer Statistical Profile

Sample: Active & admin probationers, not in facilities
Act probationers 04/16/2002

Requestor: Nancy Phillips, Statistician

Circuit of conviction by current age & sex (continued)

Circuit of conv	M e n								W o m e n								Grand Total %
	age 00-21 %	age 22-39 %	age 40-98 %	age UNKWN %	Men Total %	age 00-21 %	age 22-39 %	age 40-98 %	age UNKWN %	Women Total %							
Southern	470 5	2317 4	995 4	0 0	3782 4	87 4	551 3	234 3	0 0	872 3	4654 4						
Southwestern	158 2	1078 2	693 3	0 0	1929 2	25 1	262 2	133 2	0 0	420 2	2349 2						
Stone Mountain	606 6	2584 5	1248 5	0 0	4438 5	153 7	810 5	301 4	0 0	1264 5	5702 5						
Tallapoosa	101 1	785 1	516 2	0 0	1402 2	12 1	160 1	107 1	0 0	279 1	1681 1						
Tifton	85 1	651 1	330 1	0 0	1066 1	13 1	134 1	66 1	0 0	213 1	1279 1						
Toombs	60 1	350 1	177 1	0 0	587 1	7 0	58 0	35 0	0 0	100 0	687 1						
Waycross	120 1	739 1	374 1	0 0	1233 1	11 1	209 1	94 1	0 0	314 1	1547 1						
Western	134 1	667 1	272 1	0 0	1073 1	29 1	185 1	57 1	0 0	271 1	1344 1						
Rockdale	74 1	333 1	145 1	0 0	552 1	22 1	121 1	50 1	0 0	193 1	745 1						
Douglas	209 2	1369 2	790 3	0 0	2368 3	60 3	455 3	238 3	0 0	753 3	3121 3						
Appalachian	73 1	529 1	332 1	0 0	934 1	21 1	209 1	80 1	0 0	310 1	1244 1						
Enotah	60 1	379 1	237 1	0 0	676 1	11 1	125 1	62 1	0 0	198 1	874 1						
Forsyth-Bell	58 1	364 1	192 1	0 0	614 1	9 0	121 1	55 1	0 0	185 1	799 1						
Towaliga	58 1	555 1	220 1	0 0	833 1	18 1	137 1	55 1	0 0	210 1	1043 1						
OUT OF STATE	214 2	1473 3	581 2	0 0	2268 2	55 3	516 3	179 2	0 0	750 3	3018 3						
Total reported	10210	56456	27810	0	94476	2158	16519	7481	0	26158	120634						
Percent Reported	100.0	100.0	100.0		100.0	100.0	100.0	99.9		100.0	100.0						
NOT REPORTED	1	13	13	0	27	0	2	5	0	7	34						
Total	10211	56469	27823	0	94503	2158	16521	7486	0	26165	120668						

Probationer Statistical Profile

Sample: Active & admin probationers, not in facilities
Act probationers 04/16/2002

Requestor: Nancy Phillips, Statistician

Circuit of supervision by current age & sex

Circuit of supv	Men							Women							Grand Total	%						
	age	%	age	%	age	%	UNKWN	Men Total	age	%	age	%	age	%			UNKWN	Women Total				
Alapaha	76	1	597	1	328	1	0	0	1001	1	16	1	143	1	71	1	0	0	230	1	1231	1
Alcovy	128	1	1225	2	734	3	0	0	2087	2	28	1	335	2	154	2	0	0	517	2	2604	2
Atlanta	816	8	5465	10	2556	9	0	0	8837	9	146	7	1214	7	582	8	0	0	1942	7	10779	9
Atlantic	126	1	490	1	236	1	0	0	852	1	30	1	130	1	64	1	0	0	224	1	1076	1
Augusta	421	4	1865	3	870	3	0	0	3156	3	108	5	605	4	296	4	0	0	1009	4	4165	3
Blue Ridge	167	2	718	1	364	1	0	0	1249	1	36	2	214	1	122	2	0	0	372	1	1621	1
Brunswick	239	2	1326	2	607	2	0	0	2172	2	39	2	355	2	164	2	0	0	558	2	2730	2
Chattahoochee	350	3	1704	3	853	3	0	0	2907	3	88	4	581	4	266	4	0	0	935	4	3842	3
Cherokee	181	2	1394	2	750	3	0	0	2325	2	33	2	448	3	184	2	0	0	665	3	2990	2
Clayton	253	2	921	2	404	1	0	0	1578	2	84	4	382	2	128	2	0	0	594	2	2172	2
Cobb	679	7	4061	7	1894	7	0	0	6634	7	142	7	1152	7	542	7	0	0	1836	7	8470	7
Conasauga	154	2	834	1	374	1	0	0	1362	1	34	2	292	2	123	2	0	0	449	2	1811	2
Cordele	126	1	526	1	279	1	0	0	931	1	22	1	154	1	57	1	0	0	233	1	1164	1
Coweta	368	4	1538	3	816	3	0	0	2722	3	88	4	574	3	252	3	0	0	914	3	3636	3
Dougherty	315	3	1881	3	972	3	0	0	3168	3	61	3	584	4	243	3	0	0	888	3	4056	3
Dublin	91	1	596	1	322	1	0	0	1009	1	13	1	142	1	68	1	0	0	223	1	1232	1
Eastern	388	4	1541	3	723	3	0	0	2652	3	78	4	602	4	275	4	0	0	955	4	3607	3
Flint	146	1	695	1	294	1	0	0	1135	1	33	2	229	1	79	1	0	0	341	1	1476	1
Griffin	210	2	947	2	460	2	0	0	1617	2	45	2	337	2	134	2	0	0	516	2	2133	2
Gwinnett	503	5	2837	5	1179	4	0	0	4519	5	112	5	825	5	347	5	0	0	1284	5	5803	5
Houston	131	1	577	1	287	1	0	0	995	1	29	1	217	1	74	1	0	0	320	1	1315	1
Lookout Mountain	171	2	1061	2	546	2	0	0	1778	2	42	2	340	2	142	2	0	0	524	2	2302	2
Macon	313	3	1921	3	929	3	0	0	3163	3	66	3	597	4	271	4	0	0	934	4	4097	3
Middle	154	2	622	1	348	1	0	0	1124	1	21	1	224	1	81	1	0	0	326	1	1450	1
Mountain	77	1	378	1	227	1	0	0	682	1	18	1	120	1	65	1	0	0	203	1	885	1
Northeastern	151	1	888	2	472	2	0	0	1511	2	46	2	331	2	143	2	0	0	520	2	2031	2
Northern	118	1	749	1	463	2	0	0	1330	1	18	1	199	1	104	1	0	0	321	1	1651	1
Ocmulgee	263	3	1483	3	677	2	0	0	2423	3	42	2	311	2	165	2	0	0	518	2	2941	2
Oconee	95	1	537	1	255	1	0	0	887	1	26	1	163	1	87	1	0	0	276	1	1163	1
Ogeechee	187	2	820	1	344	1	0	0	1351	1	34	2	237	1	108	1	0	0	379	1	1730	1
Pataula	115	1	612	1	257	1	0	0	984	1	23	1	158	1	79	1	0	0	260	1	1244	1
Piedmont	101	1	676	1	446	2	0	0	1223	1	22	1	213	1	103	1	0	0	338	1	1561	1
Rome	109	1	877	2	482	2	0	0	1468	2	31	1	292	2	155	2	0	0	478	2	1946	2
South Georgia	120	1	1023	2	459	2	0	0	1602	2	23	1	234	1	111	1	0	0	368	1	1970	2

(continued)

Probationer Statistical Profile

Sample: Active & admin probationers, not in facilities
Act probationers 04/16/2002

Requestor: Nancy Phillips, Statistician

Circuit of supervision by current age & sex (continued)

Circuit of supv	M e n								W o m e n								Grand					
	age	age	age	age	Men	Men	age	age	age	age	Women	Women	Total	Total	%							
	00-21	%	22-39	%	40-98	%	UNKWN	%	Total	%	00-21	%	22-39	%	40-98	%	UNKWN	%	Total	%		
Southern	466	5	2305	4	1028	4	0	0	3799	4	84	4	571	3	223	3	0	0	878	3	4677	4
Southwestern	152	1	1027	2	643	2	0	0	1822	2	21	1	250	2	136	2	0	0	407	2	2229	2
Stone Mountain	655	6	3006	5	1378	5	0	0	5039	5	164	8	908	6	352	5	0	0	1424	5	6463	5
Tallapoosa	124	1	843	1	562	2	0	0	1529	2	19	1	228	1	127	2	0	0	374	1	1903	2
Tifton	100	1	698	1	328	1	0	0	1126	1	19	1	152	1	80	1	0	0	251	1	1377	1
Toombs	58	1	344	1	164	1	0	0	566	1	8	0	55	0	39	1	0	0	102	0	668	1
Waycross	134	1	766	1	398	1	0	0	1298	1	14	1	221	1	102	1	0	0	337	1	1635	1
Western	143	1	726	1	298	1	0	0	1167	1	27	1	167	1	68	1	0	0	262	1	1429	1
Rockdale	84	1	415	1	180	1	0	0	679	1	22	1	133	1	55	1	0	0	210	1	889	1
Douglas	174	2	1142	2	634	2	0	0	1950	2	38	2	348	2	188	3	0	0	574	2	2524	2
Appalachian	70	1	519	1	330	1	0	0	919	1	20	1	169	1	91	1	0	0	280	1	1199	1
Enotah	54	1	365	1	246	1	0	0	665	1	11	1	131	1	72	1	0	0	214	1	879	1
Forsyth-Bell	50	0	335	1	163	1	0	0	548	1	7	0	105	1	46	1	0	0	158	1	706	1
Towaliga	64	1	520	1	232	1	0	0	816	1	20	1	129	1	59	1	0	0	208	1	1024	1
Total reported	10170		56396		27791		0		94357		2151		16501		7477		0		26129		120486	

Probationer Statistical Profile

Sample: Active & admin probationers, not in facilities
Act probationers 04/16/2002

Requestor: Nancy Phillips, Statistician

Sentence length in years by current age & sex

Sentence (in years)	Men				Women				Grand Total	%	
	age 00-21	age 22-39	age 40-98	age UNKWN	Men Total	age 00-21	age 22-39	age 40-98			age UNKWN
0-1	41 0	240 0	125 0	0 0	406 0	10 0	70 0	26 0	0 0	106 0	512 0
1.1-2	413 4	1847 3	731 3	0 0	2991 3	128 6	557 3	210 3	0 0	895 3	3886 3
2.1-3	885 9	2957 5	1339 5	0 0	5181 5	271 13	1069 6	372 5	0 0	1712 7	6893 6
3.1-4	1345 13	4868 9	2189 8	0 0	8402 9	435 20	2028 12	738 10	0 0	3201 12	11603 10
4.1-5	1226 12	5804 10	2635 10	0 0	9665 10	234 11	1701 10	689 9	0 0	2624 10	12289 10
5.1-6	3532 35	16952 30	7628 28	0 0	28112 30	721 33	5301 32	2199 29	0 0	8221 31	36333 30
6.1-7	374 4	2772 5	1272 5	0 0	4418 5	75 3	737 4	320 4	0 0	1132 4	5550 5
7.1-8	433 4	3336 6	1477 5	0 0	5246 6	53 2	801 5	336 4	0 0	1190 5	6436 5
8.1-9	306 3	2574 5	1304 5	0 0	4184 4	39 2	639 4	342 5	0 0	1020 4	5204 4
9.1-10	159 2	1362 2	791 3	0 0	2312 2	23 1	335 2	186 2	0 0	544 2	2856 2
10.1-12	1203 12	8733 15	4505 16	0 0	14441 15	145 7	2428 15	1362 18	0 0	3935 15	18376 15
12.1-15	69 1	1466 3	1009 4	0 0	2544 3	7 0	277 2	207 3	0 0	491 2	3035 3
15.1-20	144 1	2004 4	1433 5	0 0	3581 4	7 0	345 2	278 4	0 0	630 2	4211 3
20.1-OVER	81 1	1531 3	1285 5	0 0	2897 3	10 0	233 1	217 3	0 0	460 2	3357 3
INDEFINITE	0 0	0 0	0 0	0 0	0 0	0 0	0 0	0 0	0 0	0 0	0 0
Total reported	10211	56446	27723	0	94380	2158	16521	7482	0	26161	120541
Percent Reported	100.0	100.0	99.6		99.9	100.0	100.0	99.9		100.0	99.9
NOT REPORTED	0	23	100	0	123	0	0	4	0	4	127
Total	10211	56469	27823	0	94503	2158	16521	7486	0	26165	120668
AVERAGE EXCLUDING INDEFINITE	5.49	6.82	7.55	.00	6.89	4.63	6.11	7.00	.00	6.25	6.75

Probationer Statistical Profile

Sample: Active & admin probationers, not in facilities
Act probationers 04/16/2002

Requestor: Nancy Phillips, Statistician

Time served in years by current age & sex

Time served (in yrs)	M e n					W o m e n					Grand Total %
	age 00-21 %	age 22-39 %	age 40-98 %	age UNKWN %	Men Total %	age 00-21 %	age 22-39 %	age 40-98 %	age UNKWN %	Women Total %	
0-1	5034 49	15655 28	6848 25	0 0	27537 29	1137 53	4983 30	1877 25	0 0	7997 31	35534 29
1.1-2	3121 31	13143 23	5799 21	0 0	22063 23	663 31	4089 25	1648 22	0 0	6400 24	28463 24
2.1-3	1467 14	9665 17	4651 17	0 0	15783 17	258 12	2861 17	1255 17	0 0	4374 17	20157 17
3.1-4	487 5	7136 13	3363 12	0 0	10986 12	91 4	1962 12	922 12	0 0	2975 11	13961 12
4.1-5	87 1	4290 8	1785 6	0 0	6162 7	8 0	1227 7	577 8	0 0	1812 7	7974 7
5.1-6	9 0	2150 4	1048 4	0 0	3207 3	1 0	459 3	292 4	0 0	752 3	3959 3
6.1-7	4 0	1356 2	840 3	0 0	2200 2	0 0	322 2	216 3	0 0	538 2	2738 2
7.1-8	1 0	967 2	626 2	0 0	1594 2	0 0	199 1	155 2	0 0	354 1	1948 2
8.1-9	0 0	647 1	564 2	0 0	1211 1	0 0	142 1	144 2	0 0	286 1	1497 1
9.1-10	1 0	470 1	476 2	0 0	947 1	0 0	117 1	129 2	0 0	246 1	1193 1
10.1-12	0 0	514 1	655 2	0 0	1169 1	0 0	86 1	109 1	0 0	195 1	1364 1
12.1-15	0 0	295 1	566 2	0 0	861 1	0 0	39 0	76 1	0 0	115 0	976 1
15.1-20	0 0	109 0	420 2	0 0	529 1	0 0	20 0	50 1	0 0	70 0	599 0
20.1-OVER	0 0	70 0	181 1	0 0	251 0	0 0	14 0	36 0	0 0	50 0	301 0
Total reported	10211	56467	27822	0	94500	2158	16520	7486	0	26164	120664
Percent Reported	100.0	100.0	100.0		100.0	100.0	100.0	100.0		100.0	100.0
NOT REPORTED	0	2	1	0	3	0	1	0	0	1	4
Total	10211	56469	27823	0	94503	2158	16521	7486	0	26165	120668
AVERAGE TIME SERVED	1.24	2.67	3.59	.00	2.79	1.15	2.38	3.30	.00	2.54	2.74

Probationer Statistical Profile

Sample: Active & admin probationers, not in facilities
Act probationers 04/16/2002

Requestor: Nancy Phillips, Statistician

Time left to serve by current age & sex

Time left (in years)	M e n					W o m e n					Grand Total %
	age 00-21 %	age 22-39 %	age 40-98 %	age UNKWN %	Men Total %	age 00-21 %	age 22-39 %	age 40-98 %	age UNKWN %	Women Total %	
0-1	965 9	9437 17	4800 17	0 0	15202 16	290 13	3023 18	1365 18	0 0	4678 18	19880 16
1.1-2	1443 14	9607 17	4597 17	0 0	15647 17	412 19	2973 18	1285 17	0 0	4670 18	20317 17
2.1-3	1726 17	8853 16	4345 16	0 0	14924 16	414 19	2741 17	1181 16	0 0	4336 17	19260 16
3.1-4	1778 17	7846 14	3729 13	0 0	13353 14	346 16	2270 14	1043 14	0 0	3659 14	17012 14
4.1-5	1902 19	6841 12	3031 11	0 0	11774 12	395 18	2091 13	853 11	0 0	3339 13	15113 13
5.1-6	350 3	2876 5	1470 5	0 0	4696 5	48 2	731 4	363 5	0 0	1142 4	5838 5
6.1-7	407 4	2646 5	1237 4	0 0	4290 5	58 3	687 4	339 5	0 0	1084 4	5374 4
7.1-8	391 4	2217 4	1123 4	0 0	3731 4	44 2	554 3	272 4	0 0	870 3	4601 4
8.1-9	487 5	1862 3	936 3	0 0	3285 3	45 2	504 3	242 3	0 0	791 3	4076 3
9.1-10	483 5	1642 3	835 3	0 0	2960 3	82 4	513 3	241 3	0 0	836 3	3796 3
10.1-12	55 1	769 1	432 2	0 0	1256 1	3 0	118 1	81 1	0 0	202 1	1458 1
12.1-15	130 1	954 2	559 2	0 0	1643 2	11 1	159 1	95 1	0 0	265 1	1908 2
15.1-20	83 1	576 1	403 1	0 0	1062 1	9 0	104 1	74 1	0 0	187 1	1249 1
20.1-OVER	10 0	293 1	206 1	0 0	509 1	1 0	48 0	44 1	0 0	93 0	602 0
INDEFINITE	0 0	0 0	0 0	0 0	0 0	0 0	0 0	0 0	0 0	0 0	0 0
NONE	1 0	27 0	18 0	0 0	46 0	0 0	5 0	4 0	0 0	9 0	55 0
Total reported	10211	56446	27721	0	94378	2158	16521	7482	0	26161	120539
Percent Reported	100.0	100.0	99.6		99.9	100.0	100.0	99.9		100.0	99.9
NOT REPORTED	0	23	102	0	125	0	0	4	0	4	129
Total	10211	56469	27823	0	94503	2158	16521	7486	0	26165	120668
AVERAGE EXCLUDING INDEFINITE, NONE	4.16	3.91	4.07	.00	3.98	3.42	3.56	3.80	.00	3.61	3.90

Probationer Statistical Profile

Sample: Active & admin probationers, not in facilities
Act probationers 04/16/2002

Requestor: Nancy Phillips, Statistician

Case type by current age & sex

Case type	Men				Women				Grand Total	%	
	age 00-21	age 22-39	age 40-98	age UNKWN	age 00-21	age 22-39	age 40-98	age UNKWN			
PRESENTENCE	0	0	0	0	0	0	0	0	0	0	
SPLIT SENTENCE	182	2	5566	10	4135	15	0	0	9883	10	
STRAIGHT SENTENCE	9814	96	49379	87	23024	83	0	0	82217	87	
ABANDONMENT&BASTARDY	0	0	25	0	69	0	0	0	94	0	
OUT OF STATE PROB	214	2	1488	3	590	2	0	0	2292	2	
OUT OF STATE A&B	0	0	0	0	1	0	0	0	1	0	
SUSPENDED SENTENCE	1	0	11	0	4	0	0	0	16	0	
Total reported	10211	56469	27823	0	94503	2158	16521	7486	0	26165	120668
Percent Reported	100.0	100.0	100.0		100.0	100.0	100.0	100.0		100.0	100.0
NOT REPORTED	0	0	0	0	0	0	0	0	0	0	0
Total	10211	56469	27823	0	94503	2158	16521	7486	0	26165	120668

Probationer Statistical Profile

Sample: Active & admin probationers, not in facilities
Act probationers 04/16/2002

Requestor: Nancy Phillips, Statistician

Release type by current age & sex

Release type	M e n					W o m e n					Grand	
	age 00-21	age 22-39	age 40-98	age UNKWN	Men Total	age 00-21	age 22-39	age 40-98	age UNKWN	Women Total	Total	%
TRANSF OUT OF STATE	0 0	0 0	0 0	0 0	0 0	0 0	0 0	0 0	0 0	0 0	0 0	0 0
REVOKED (TECHNICAL)	0 0	0 0	0 0	0 0	0 0	0 0	0 0	0 0	0 0	0 0	0 0	0 0
REVOKED (NEW SENT)	0 0	0 0	0 0	0 0	0 0	0 0	0 0	0 0	0 0	0 0	0 0	0 0
REVOKED (NEW CRIME)	0 0	0 0	0 0	0 0	0 0	0 0	0 0	0 0	0 0	0 0	0 0	0 0
ABSCONDED (TOLLED)	0 0	0 0	0 0	0 0	0 0	0 0	0 0	0 0	0 0	0 0	0 0	0 0
ABSCONDED (NON-TOLL)	0 0	0 0	0 0	0 0	0 0	0 0	0 0	0 0	0 0	0 0	0 0	0 0
TERMINATED BY COURT	0 0	0 0	0 0	0 0	0 0	0 0	0 0	0 0	0 0	0 0	0 0	0 0
OUT OF STATE TERM	0 0	0 0	0 0	0 0	0 0	0 0	0 0	0 0	0 0	0 0	0 0	0 0
DEATH	0 0	0 0	0 0	0 0	0 0	0 0	0 0	0 0	0 0	0 0	0 0	0 0
FINAN OBLIG COMPLETE	0 0	0 0	0 0	0 0	0 0	0 0	0 0	0 0	0 0	0 0	0 0	0 0
OTHER	0 0	0 0	0 0	0 0	0 0	0 0	0 0	0 0	0 0	0 0	0 0	0 0
NORMAL RELEASE	0 0	0 0	0 0	0 0	0 0	0 0	0 0	0 0	0 0	0 0	0 0	0 0
A & B SPECIAL TERM	0 0	0 0	0 0	0 0	0 0	0 0	0 0	0 0	0 0	0 0	0 0	0 0
INDEP JURISDICTION	0 0	0 0	0 0	0 0	0 0	0 0	0 0	0 0	0 0	0 0	0 0	0 0
ACTIVE	10211100	56469100	27823100	0 0	94503100	2158100	16521100	7486100	0 0	26165100	120668100	
Total reported	10211	56469	27823	0	94503	2158	16521	7486	0	26165	120668	
Percent Reported	100.0	100.0	100.0		100.0	100.0	100.0	100.0		100.0	100.0	
NOT REPORTED	0	0	0	0	0	0	0	0	0	0	0	
Total	10211	56469	27823	0	94503	2158	16521	7486	0	26165	120668	

Probationer Statistical Profile

Sample: Active & admin probationers, not in facilities
Act probationers 04/16/2002

Requestor: Nancy Phillips, Statistician

First offender status by current age & sex

1stOffndr	M e n				W o m e n				Grand Total %		
	age 00-21 %	age 22-39 %	age 40-98 %	age UNKWN %	Men Total %	age 00-21 %	age 22-39 %	age 40-98 %		age UNKWN %	Women Total %
FIRST OFFNDR STATUS	5206 51	14970 27	4499 16	0 0	24675 26	1466 68	6644 40	2247 30	0 0	10357 40	35032 29
NO FIRST OFFNDR STAT	5005 49	41499 73	23324 84	0 0	69828 74	692 32	9877 60	5239 70	0 0	15808 60	85636 71
Total reported	10211	56469	27823	0	94503	2158	16521	7486	0	26165	120668
Percent Reported	100.0	100.0	100.0		100.0	100.0	100.0	100.0		100.0	100.0
NOT REPORTED	0	0	0	0	0	0	0	0	0	0	0
Total	10211	56469	27823	0	94503	2158	16521	7486	0	26165	120668

Probationer Statistical Profile

Sample: Active & admin probationers, not in facilities
Act probationers 04/16/2002

Requestor: Nancy Phillips, Statistician

Type probationer by current age & sex

Type probationer	M e n					W o m e n					Grand Total %
	age 00-21 %	age 22-39 %	age 40-98 %	age UNKWN %	Men Total %	age 00-21 %	age 22-39 %	age 40-98 %	age UNKWN %	Women Total %	
MISDEMEANANT	217 2	1136 2	571 2	0 0	1924 2	43 2	352 2	175 2	0 0	570 2	2494 2
FELON	9993 98	55297 98	27178 98	0 0	92468 98	2113 98	16167 98	7309 98	0 0	25589 98	118057 98
ABANDONMENT&BASTARDY	0 0	25 0	70 0	0 0	95 0	0 0	1 0	1 0	0 0	2 0	97 0
SUSPENDED SENTENCE	1 0	11 0	4 0	0 0	16 0	2 0	1 0	1 0	0 0	4 0	20 0
Total reported	10211	56469	27823	0	94503	2158	16521	7486	0	26165	120668
Percent Reported	100.0	100.0	100.0		100.0	100.0	100.0	100.0		100.0	100.0
NOT REPORTED	0	0	0	0	0	0	0	0	0	0	0
Total	10211	56469	27823	0	94503	2158	16521	7486	0	26165	120668

Probationer Statistical Profile

Sample: Active & admin probationers, not in facilities
Act probationers 04/16/2002

Requestor: Nancy Phillips, Statistician

Most serious crime by group by current age & sex

Crime group	Men				Women				Grand Total	%
	age 00-21	age 22-39	age 40-98	age UNKWN	age 00-21	age 22-39	age 40-98	age UNKWN		
HOMICIDE	20	328	244	0	8	105	79	0	192	784
ABORTION	0	5	1	0	0	1	0	0	1	7
BODILY INJRY&REL OFF	664	5616	3503	0	160	1055	510	0	1725	11508
ARSON & REL OFF	44	324	201	0	7	101	69	0	177	746
DAMAGE OF PROPERTY	218	679	234	0	52	165	50	0	267	1398
BURGLARY & REL OFF	1585	5825	1604	0	124	603	154	0	881	9895
FORGERY & REL OFF	562	4132	1878	0	504	3973	1399	0	5876	12448
THEFT	2241	7817	3261	0	645	3707	1428	0	5780	19099
ROBBERY	342	1793	516	0	40	168	57	0	265	2916
SEXUAL OFFENSES	484	2283	2139	0	17	94	48	0	159	5065
OBSCENITY CRIMES	0	3	7	0	0	0	1	0	1	11
TREASON & REL OFF	4	39	14	0	3	17	4	0	24	81
CRIMES INVOLVNG GOVT	202	1369	523	0	49	417	232	0	698	2792
FALSIFICATIONS	23	173	88	0	12	106	34	0	152	436
OBSTRUCT LAW ENFORCE	29	215	89	0	8	79	35	0	122	455
DISORDERLY CONDUCT	64	186	73	0	6	26	12	0	44	367
GAMBLING & REL OFF	4	49	22	0	2	17	10	0	29	104
CRUELTY TO CHILDREN	27	572	340	0	22	424	138	0	584	1523
CRIMES WITH GUNS	175	804	620	0	17	41	32	0	90	1689
INVASION PRIVACY	6	94	43	0	0	1	2	0	3	146
RACKETEERING	0	5	18	0	0	4	10	0	14	37
DRUG ABUSE OFFENSES	3156	20447	9285	0	406	4634	2665	0	7705	40593
DRUG TRAFFICKING	24	366	276	0	8	86	75	0	169	835
AUTO CRIMES	17	1675	1949	0	0	149	169	0	318	3959
REVENUE & CONTRABAND	1	5	6	0	0	4	3	0	7	19
CRIMES OF OTH STATES	28	192	87	0	10	81	30	0	121	428
MISC. FELONIES	67	305	156	0	14	103	62	0	179	707
MISDEMEANORS	217	1152	634	0	44	354	176	0	574	2577
Total reported	10204	56453	27811	0	2158	16515	7484	0	26157	120625
Percent Reported	99.9	100.0	100.0		100.0	100.0	100.0		100.0	100.0
NOT REPORTED	7	16	12	0	0	6	2	0	8	43
Total	10211	56469	27823	0	2158	16521	7486	0	26165	120668

Probationer Statistical Profile

Sample: Active & admin probationers, not in facilities
Act probationers 04/16/2002

Requestor: Nancy Phillips, Statistician

Most serious offense by current age & sex

Most serious offense	Men					Women					Grand Total %
	age 00-21 %	age 22-39 %	age 40-98 %	age UNKWN %	Men Total %	age 00-21 %	age 22-39 %	age 40-98 %	age UNKWN %	Women Total %	
Misdemeanors											
abandonment	0 0	15 0	61 0	0 0	76 0	0 0	1 0	1 0	0 0	2 0	78 0
non-support	0 0	1 0	0 0	0 0	1 0	0 0	0 0	0 0	0 0	0 0	1 0
stalking	1 0	6 0	6 0	0 0	13 0	0 0	2 0	1 0	0 0	3 0	16 0
assault & battery	2 0	15 0	8 0	0 0	25 0	0 0	2 0	2 0	0 0	4 0	29 0
atmpt murder	0 0	2 0	0 0	0 0	2 0	0 0	0 0	0 0	0 0	0 0	2 0
aggravated assault	5 0	21 0	21 0	0 0	47 0	1 0	9 0	4 0	0 0	14 0	61 0
simple assault	5 0	34 0	36 0	0 0	75 0	3 0	6 0	4 0	0 0	13 0	88 0
simple battery	17 0	165 0	71 0	0 0	253 0	8 0	24 0	6 0	0 0	38 0	291 0
stabbing another	0 0	0 0	1 0	0 0	1 0	0 0	0 0	0 0	0 0	0 0	1 0
shooting at another	0 0	1 0	1 0	0 0	2 0	0 0	1 0	0 0	0 0	1 0	3 0
wife beating	0 0	1 0	0 0	0 0	1 0	0 0	0 0	0 0	0 0	0 0	1 0
concealing a death	0 0	1 0	0 0	0 0	1 0	0 0	0 0	0 0	0 0	0 0	1 0
leave scene had inju	0 0	1 0	1 0	0 0	2 0	0 0	1 0	0 0	0 0	1 0	3 0
crmnl intfer govt pr	0 0	3 0	0 0	0 0	3 0	0 0	0 0	0 0	0 0	0 0	3 0
reckless conduct	8 0	16 0	6 0	0 0	30 0	0 0	8 0	0 0	0 0	8 0	38 0
disorderly conduct	1 0	3 0	2 0	0 0	6 0	0 0	0 0	0 0	0 0	0 0	6 0
motor vehicle abando	0 0	1 0	1 0	0 0	2 0	0 0	0 0	0 0	0 0	0 0	2 0
larceny	0 0	3 0	2 0	0 0	5 0	0 0	3 0	0 0	0 0	3 0	8 0
receiving stolen goo	4 0	12 0	3 0	0 0	19 0	1 0	4 0	0 0	0 0	5 0	24 0
theft by taking	20 0	70 0	24 0	0 0	114 0	8 0	37 0	13 0	0 0	58 0	172 0
robbery	2 0	9 0	1 0	0 0	12 0	0 0	4 0	0 0	0 0	4 0	16 0
burglary	0 0	21 0	6 0	0 0	27 0	1 0	2 0	0 0	0 0	3 0	30 0
car breaking	0 0	1 0	1 0	0 0	2 0	0 0	0 0	0 0	0 0	0 0	2 0
alter id	1 0	1 0	0 0	0 0	2 0	0 0	0 0	0 0	0 0	0 0	2 0
bad checks	1 0	39 0	23 0	0 0	63 0	1 0	56 0	29 0	0 0	86 0	149 0
fraudulent checks	0 0	0 0	3 0	0 0	3 0	1 0	5 0	0 0	0 0	6 0	9 0
forgery	1 0	10 0	0 0	0 0	11 0	2 0	12 0	1 0	0 0	15 0	26 0
worthless checks	0 0	0 0	2 0	0 0	2 0	0 0	3 0	7 0	0 0	10 0	12 0
s/d of narcotics	3 0	7 0	1 0	0 0	11 0	0 0	0 0	0 0	0 0	0 0	11 0
public drunkenness	1 0	2 0	1 0	0 0	4 0	0 0	1 0	1 0	0 0	2 0	6 0
s/d dep,stim,cntrf d	0 0	3 0	0 0	0 0	3 0	0 0	0 0	0 0	0 0	0 0	3 0
s/d of marijuana	0 0	6 0	3 0	0 0	9 0	0 0	0 0	0 0	0 0	0 0	9 0
poss of narcotics	1 0	3 0	0 0	0 0	4 0	0 0	1 0	1 0	0 0	2 0	6 0

(continued)

Probationer Statistical Profile

Sample: Active & admin probationers, not in facilities
Act probationers 04/16/2002

Requestor: Nancy Phillips, Statistician

Most serious offense by current age & sex (continued)

Most serious offense	Men					Women					Grand Total	%
	age 00-21	age 22-39	age 40-98	age UNKWN	Men Total	age 00-21	age 22-39	age 40-98	age UNKWN	Women Total		
poss dep,stim,cntrf	0	1	0	0	1	0	0	0	0	0	1	0
poss of lsd	0	1	0	0	1	0	0	0	0	0	1	0
poss of marijuana	12	39	9	0	60	0	8	1	0	9	69	0
viol motor veh law	12	69	25	0	106	2	17	7	0	26	132	0
dui	16	198	129	0	343	3	33	24	0	60	403	0
obstr of law enf off	16	87	35	0	138	0	9	8	0	17	155	0
impersonating anothe	2	8	2	0	12	0	5	0	0	5	17	0
crmnl trespassing	16	27	14	0	57	2	6	3	0	11	68	0
illegal attm to obt	0	1	1	0	2	0	0	1	0	1	3	0
crmnl damage	6	6	3	0	15	0	3	2	0	5	20	0
terroristic threats	1	3	4	0	8	0	0	2	0	2	10	0
viol ga cntrl subst	18	62	19	0	99	2	16	10	0	28	127	0
prostitution	0	0	0	0	0	0	1	1	0	2	2	0
public indecency	0	5	5	0	10	0	1	0	0	1	11	0
peeping tom	1	2	0	0	3	0	0	0	0	0	3	0
molesting a minor	0	0	3	0	3	0	0	0	0	0	3	0
atmpt rape	0	1	0	0	1	0	0	0	0	0	1	0
sexual battery	5	5	9	0	19	0	2	0	0	2	21	0
escape	1	8	1	0	10	0	0	1	0	1	11	0
cpwl & concealed wea	2	15	4	0	21	0	2	0	0	2	23	0
shoplifting	4	4	5	0	13	5	22	7	0	34	47	0
pointing gun at anot	2	4	4	0	10	0	0	0	0	0	10	0
deadly weapons in pu	0	0	0	0	0	0	1	0	0	1	1	0
crmnl attempt	1	1	1	0	3	0	0	1	0	1	4	0
other misdemeanor	7	54	28	0	89	0	13	15	0	28	117	0
riot	1	0	0	0	1	0	0	0	0	0	1	0
inciting to riot	1	0	0	0	1	0	0	0	0	0	1	0
fighting in public p	2	0	1	0	3	0	0	1	0	1	4	0
lottery violation	0	0	0	0	0	0	1	0	0	1	1	0
off agnst pub hlth/m	0	3	6	0	9	0	0	0	0	0	9	0
gambling & related o	0	0	1	0	1	0	0	0	0	0	1	0
involuntary manslaug	0	0	1	0	1	0	0	0	0	0	1	0
interference with cu	2	1	2	0	5	0	0	0	0	0	5	0
theft by deception <	0	2	2	0	4	0	4	2	0	6	10	0
theft/lost/property<	0	3	0	0	3	0	0	0	0	0	3	0

(continued)

Probationer Statistical Profile

Sample: Active & admin probationers, not in facilities
Act probationers 04/16/2002

Requestor: Nancy Phillips, Statistician

Most serious offense by current age & sex (continued)

Most serious offense	Men						Women						Grand	
	age 00-21	age 22-39	age 40-98	age UNKWN	Men Total	Men %	age 00-21	age 22-39	age 40-98	age UNKWN	Women Total	Women %	Grand Total	Grand %
theft of services <	0 0	1 0	1 0	0 0	2 0		0 0	1 0	0 0	0 0	1 0		3 0	
theft by conversion	0 0	4 0	2 0	0 0	6 0		0 0	2 0	2 0	0 0	4 0		10 0	
theft motor vehicle,	0 0	4 0	0 0	0 0	4 0		0 0	0 0	0 0	0 0	0 0		4 0	
conversn paymnt real	0 0	1 0	0 0	0 0	1 0		0 0	0 0	0 0	0 0	0 0		1 0	
entrng mot veh crim	0 0	8 0	0 0	0 0	8 0		0 0	1 0	2 0	0 0	3 0		11 0	
viol forgery&fraud p	1 0	0 0	1 0	0 0	2 0		0 0	1 0	0 0	0 0	1 0		3 0	
tpos/use drug rel ob	0 0	0 0	1 0	0 0	1 0		0 0	1 0	1 0	0 0	2 0		3 0	
obtn/attmpt drugs il	0 0	1 0	2 0	0 0	3 0		0 0	2 0	4 0	0 0	6 0		9 0	
viol dangerous drugs	0 0	1 0	0 0	0 0	1 0		0 0	0 0	0 0	0 0	0 0		1 0	
mfg/dist imitate con	0 0	4 0	0 0	0 0	4 0		0 0	1 0	0 0	0 0	1 0		5 0	
misc abuse govt offi	1 0	0 0	0 0	0 0	1 0		0 0	1 0	1 0	0 0	2 0		3 0	
misc escape & other	0 0	1 0	0 0	0 0	1 0		0 0	0 0	0 0	0 0	0 0		1 0	
misc offns relt jud	0 0	0 0	1 0	0 0	1 0		0 0	0 0	0 0	0 0	0 0		1 0	
misc obstruction off	2 0	0 0	1 0	0 0	3 0		0 0	0 0	0 0	0 0	0 0		3 0	
misc crim trsps/crim	0 0	1 0	0 0	0 0	1 0		0 0	1 0	0 0	0 0	1 0		2 0	
misc sexual offenses	1 0	4 0	2 0	0 0	7 0		0 0	0 0	0 0	0 0	0 0		7 0	
pandering	0 0	0 0	1 0	0 0	1 0		0 0	0 0	0 0	0 0	0 0		1 0	
providing sex mat mi	0 0	1 0	0 0	0 0	1 0		0 0	0 0	0 0	0 0	0 0		1 0	
exhibit sex shows mi	0 0	0 0	1 0	0 0	1 0		0 0	0 0	0 0	0 0	0 0		1 0	
dng instrmtalties &	0 0	1 0	1 0	0 0	2 0		0 0	0 0	0 0	0 0	0 0		2 0	
viol alcoh bev regs	1 0	0 0	2 0	0 0	3 0		0 0	0 0	0 0	0 0	0 0		3 0	
furnish liquor to mi	1 0	0 0	1 0	0 0	2 0		0 0	0 0	0 0	0 0	0 0		2 0	
poss alc bev by juve	3 0	1 0	1 0	0 0	5 0		0 0	0 0	0 0	0 0	0 0		5 0	
veh homicide tit 40	0 0	1 0	2 0	0 0	3 0		0 0	0 0	0 0	0 0	0 0		3 0	
viol motor veh licen	0 0	0 0	0 0	0 0	0 0		1 0	0 0	0 0	0 0	1 0		1 0	
misc misdemeanor	5 0	30 0	13 0	0 0	48 0		3 0	15 0	9 0	0 0	27 0		75 0	
misc invasion of pri	0 0	1 0	0 0	0 0	1 0		0 0	0 0	0 0	0 0	0 0		1 0	
viol othr states law	1 0	4 0	2 0	0 0	7 0		0 0	2 0	1 0	0 0	3 0		10 0	

FELONIES														

MISC HOMICIDE OFFENS	0 0	5 0	1 0	0 0	6 0		1 0	0 0	0 0	0 0	1 0		7 0	
MURDER	1 0	5 0	6 0	0 0	12 0		1 0	6 0	1 0	0 0	8 0		20 0	
VOLUNTARY MANSLAUGHT	3 0	80 0	91 0	0 0	174 0		0 0	36 0	40 1	0 0	76 0		250 0	

(continued)

Probationer Statistical Profile

Sample: Active & admin probationers, not in facilities
Act probationers 04/16/2002

Requestor: Nancy Phillips, Statistician

Most serious offense by current age & sex (continued)

Most serious offense	Men						Women						Grand Total	%				
	age 00-21	age 22-39	age 40-98	age UNKWN	Men Total	Men %	age 00-21	age 22-39	age 40-98	age UNKWN	Women Total	Women %						
INVOLUNTARY MANSLAUG	7	44	30	0	81	3	22	7	0	32	113							
FETICIDE	0	1	0	0	1	0	1	0	0	1	2							
VEHICULAR HOMICIDE	6	178	103	0	287	3	39	23	0	65	352							
HOMICIDE BY PILOT,DU	0	2	2	0	4	0	0	1	0	1	5							
CONCEAL DEATH OF ANO	1	2	0	0	3	0	0	0	0	0	3							
ATMPT MURDER	2	11	11	0	24	0	1	7	0	8	32							
MISC ABORTION	0	1	0	0	1	0	0	0	0	0	1							
CRMNL ABORTION	0	4	1	0	5	0	1	0	0	1	6							
MISC ASSAULT/BATTERY	3	79	33	0	115	0	4	7	0	11	126							
FAMILY VIOLENCE BATT	1	3	0	0	4	0	1	0	0	1	5							
AGGRAV ASSAULT	425	3479	6	2188	8	6092	6	118	5	828	5	406	5	1352	5	7444	6	
ATMPT AGGRAV ASSAULT	1	21	0	16	0	38	0	2	0	9	0	1	0	0	12	0	50	0
AGGRAV BATTERY	39	422	1	229	1	690	1	9	0	43	0	20	0	0	72	0	762	1
TERRORIST THREATS &	137	728	1	499	2	1364	1	21	1	94	1	39	1	0	154	1	1518	1
FALSE IMPRISONMENT	15	209	0	84	0	308	0	2	0	11	0	3	0	0	16	0	324	0
FALSE IMPRIS COLOR L	0	0	2	0	2	0	1	0	0	0	0	0	0	0	1	0	3	0
KIDNAPPING	2	93	0	40	0	135	0	1	0	1	0	1	0	0	3	0	138	0
INTERFERENCE WITH CU	4	18	0	9	0	31	0	2	0	10	0	4	0	0	16	0	47	0
AGGRAV ASSAULT POLCE	8	111	0	87	0	206	0	1	0	13	0	11	0	0	25	0	231	0
AGGRAV BATTERY PEACE	3	5	1	0	9	0	1	0	0	0	0	0	0	0	1	0	10	0
SIMPLE BATTERY	3	34	0	20	0	57	0	0	0	3	0	0	0	0	3	0	60	0
RECK COND	0	9	1	0	10	0	7	0	0	0	0	0	0	0	7	0	17	0
INJURY BY VEHICLE	0	4	0	0	4	0	0	0	0	0	0	0	0	0	0	0	4	0
STALKING	1	14	0	19	0	34	0	0	0	1	0	0	0	0	1	0	35	0
AGGRAV STALKING	22	386	1	270	1	678	1	4	0	28	0	18	0	0	50	0	728	1
ATMPT KIDNAP	0	1	0	5	0	6	0	0	0	0	0	0	0	0	0	0	6	0
ARSON MISC	2	15	0	10	0	27	0	0	0	3	0	6	0	0	9	0	36	0
ARSON 1ST DEGREE	28	234	0	161	1	423	0	6	0	71	0	53	1	0	130	0	553	0
ARSON 2ND DEGREE	9	52	0	23	0	84	0	0	0	17	0	8	0	0	25	0	109	0
ARSON 3RD DEGREE	3	14	0	4	0	21	0	1	0	7	0	1	0	0	9	0	30	0
CRMNL POSS EXPLOSIVE	1	7	0	3	0	11	0	0	0	3	0	1	0	0	4	0	15	0
CRMNL POSS INCENDIAR	1	2	0	0	0	3	0	0	0	0	0	0	0	0	0	0	3	0
MISC CRIMINAL DAMAGE	6	14	0	5	0	25	0	1	0	3	0	0	0	0	4	0	29	0
CRMNL DAMAGE 1ST DEG	43	181	0	62	0	286	0	7	0	33	0	8	0	0	48	0	334	0
CRMNL DAMAGE 2ND DEG	142	417	1	148	1	707	1	44	2	122	1	35	0	0	201	1	908	1

(continued)

Probationer Statistical Profile

Sample: Active & admin probationers, not in facilities
Act probationers 04/16/2002

Requestor: Nancy Phillips, Statistician

Most serious offense by current age & sex (continued)

Most serious offense	Men						Women						Grand Total	%
	age 00-21	age 22-39	age 40-98	age UNKWN	Men Total	Men %	age 00-21	age 22-39	age 40-98	age UNKWN	Women Total	Women %		
DAMAGE, DESTROY SECR	3	22	6	0	31	0	0	3	4	0	7	38		
VANDALISM TO CHURCH	3	7	0	0	10	0	0	1	1	0	2	12		
ALTER ID	21	38	13	0	72	0	0	3	2	0	5	77		
BURGLARY	1499	5663	1549	0	8711	9	117	590	150	0	857	9568		
POSS BURGLAR TOOLS	53	90	30	0	173	0	2	11	1	0	14	187		
ATMPT BURGLARY	33	72	25	0	130	0	5	2	3	0	10	140		
MISC FORGERY	4	18	5	0	27	0	5	17	5	0	27	54		
FORGERY 1ST DEGREE	408	3153	1465	0	5026	5	338	2992	1123	0	4453	9479		
FORGERY 2ND DEGREE	28	175	40	0	243	0	12	76	19	0	107	350		
BAD CHECKS	7	169	152	0	328	0	10	174	84	0	268	596		
ILLEGAL USE-CREDIT C	4	12	3	0	19	0	2	14	1	0	17	36		
THEFT CREDIT CARD	28	88	25	0	141	0	20	83	13	0	116	257		
FORGERY CREDIT CARD	8	34	4	0	46	0	12	41	3	0	56	102		
FRAUDULENT CREDIT CA	69	308	67	0	444	0	88	399	70	0	557	1001		
CRMNL POSS CREDIT CA	2	3	0	0	5	0	0	1	0	0	1	6		
RECV GDS, SRVS FRAUD	0	16	9	0	25	0	1	23	18	0	42	67		
TELECOMMUNICATIONS F	0	16	8	0	24	0	0	8	2	0	10	34		
ATMPT FORGERY	0	3	2	0	5	0	1	1	4	0	6	11		
FAILR PAY NATRL PRD/	0	1	3	0	4	0	0	0	1	0	1	5		
FRAUDULENT ACCESS CO	2	32	6	0	40	0	5	40	2	0	47	87		
MISC FRAUD	2	104	89	0	195	0	10	104	54	0	168	363		
THEFT BY TAKING	732	3367	1528	0	5627	6	257	1884	784	0	2925	8552		
THEFT BY DECEPTION	9	206	192	0	407	0	16	137	68	0	221	628		
THEFT BY EXTORTION	1	11	2	0	14	0	1	5	4	0	10	24		
THEFT OF LOST PROPER	5	14	8	0	27	0	1	10	1	0	12	39		
THEFT BY REC STOLEN	690	2091	585	0	3366	4	50	278	73	0	401	3767		
THEFT OF SERVICES	4	35	27	0	66	0	1	26	13	0	40	106		
THEFT BY CONVERSION	8	227	199	0	434	0	5	132	69	0	206	640		
THEFT OF TRADE SECRE	0	2	2	0	4	0	0	1	0	0	1	5		
CONVSN PAYMNTS REAL	0	7	16	0	23	0	0	0	0	0	0	23		
ATMPT THEFT BY TAKIN	0	1	0	0	1	0	0	0	0	0	0	1		
THEFT OF MOTOR VEH,	153	480	159	0	792	1	18	59	16	0	93	885		
THEFT OF LEASED PERS	0	1	2	0	3	0	0	5	0	0	5	8		
THEFT BRING PROP IN	21	62	17	0	100	0	3	7	2	0	12	112		
THEFT RECV PROP OUT	4	18	0	0	22	0	1	2	1	0	4	26		

(continued)

Probationer Statistical Profile

Sample: Active & admin probationers, not in facilities
Act probationers 04/16/2002

Requestor: Nancy Phillips, Statistician

Most serious offense by current age & sex (continued)

Most serious offense	Men					Women					Grand Total	%
	age 00-21	age 22-39	age 40-98	age UNKWN	Men Total	age 00-21	age 22-39	age 40-98	age UNKWN	Women Total		
LIVESTOCK THEFT	2	8	3	0	13	0	3	0	0	3	16	0
THEFT BY SHOPLIFTING	157	668	408	0	1233	275	1113	392	0	1780	3013	2
ENTERING VEHICLE	455	618	113	0	1186	17	45	4	0	66	1252	1
STEAL ALTER PUBLIC D	0	1	0	0	1	0	0	1	0	1	2	0
ROBBERY	279	1231	304	0	1814	35	127	44	0	206	2020	2
ARMED ROBBERY	31	436	182	0	649	3	35	11	0	49	698	1
ROBBERY BY FORCE	0	2	0	0	2	0	0	0	0	0	2	0
HIJACKING MOTOR VEHI	1	4	0	0	5	1	0	0	0	1	6	0
ATMPT ROBBERY	22	68	23	0	113	1	4	2	0	7	120	0
ATMPT ARMED ROBBERY	9	52	7	0	68	0	2	0	0	2	70	0
MISC SEXUAL	4	32	31	0	67	1	2	0	0	3	70	0
RAPE	9	144	100	0	253	0	0	0	0	0	253	0
SODOMY	8	33	47	0	88	2	0	1	0	3	91	0
AGGRAV SODOMY	3	39	81	0	123	0	0	1	0	1	124	0
SEDUCTION	0	1	1	0	2	0	0	1	0	1	3	0
INCEST	4	21	84	0	109	0	3	7	0	10	119	0
BIGAMY	0	5	6	0	11	0	2	0	0	2	13	0
MARRY A BIGAMIST	0	0	0	0	0	0	1	0	0	1	1	0
AGGRAV SEXUAL BATTER	1	24	25	0	50	0	1	0	0	1	51	0
PANDERING BY COMPULS	0	2	1	0	3	0	0	0	0	0	3	0
STATUTORY RAPE	268	780	68	0	1116	5	21	3	0	29	1145	1
CHILD MOLESTATION	154	947	1392	0	2493	7	43	27	0	77	2570	2
ENTICING CHILD-INDEC	19	98	99	0	216	1	12	4	0	17	233	0
AGGRAV CHILD MOLESTA	10	99	174	0	283	0	5	2	0	7	290	0
NECROPHILIA	0	0	0	0	0	0	0	1	0	1	1	0
SEXL/ASLT/AGN/PERS/	1	21	9	0	31	0	4	1	0	5	36	0
SEXUAL ASLT BY THERA	0	1	0	0	1	0	0	0	0	0	1	0
SOLICIT SODOMY FROM	0	3	5	0	8	0	0	0	0	0	8	0
ATMPT RAPE	2	30	13	0	45	1	0	0	0	1	46	0
ATMPT SODOMY	0	0	2	0	2	0	0	0	0	0	2	0
ATMPT AGGRAV SODOMY	1	3	1	0	5	0	0	0	0	0	5	0
MISC OBSCENITY	0	1	3	0	4	0	0	0	0	0	4	0
DISTRIBUTING OBSCENE	0	1	2	0	3	0	0	1	0	1	4	0
DISTR MAT DEPICT NUD	0	1	2	0	3	0	0	0	0	0	3	0
MISC PUBLIC ORDER	0	7	1	0	8	0	0	1	0	1	9	0

(continued)

Probationer Statistical Profile

Sample: Active & admin probationers, not in facilities
Act probationers 04/16/2002

Requestor: Nancy Phillips, Statistician

Most serious offense by current age & sex (continued)

Most serious offense	Men					Women					Grand Total	%									
	age 00-21	age 22-39	age 40-98	age UNKWN	Men Total	age 00-21	age 22-39	age 40-98	age UNKWN	Women Total											
TREASON	0	0	0	0	0	0	0	1	0	0	1	1	0								
INSURRECTION	0	1	0	0	1	0	0	0	0	0	0	1	0								
INCITING TO INSURREC	1	0	0	0	2	0	1	0	0	0	1	3	0								
ADVOC OVERTHROW OF G	0	0	1	0	1	0	0	0	0	0	0	1	0								
FALSE SWEARNG WRITTN	3	30	12	0	45	3	15	3	0	21	66	66	0								
ABUSE OF GOVT OFFICE	0	0	1	0	1	0	0	0	0	0	1	1	0								
BRIBERY GOVT OFFICER	0	11	12	0	23	0	5	1	0	6	29	29	0								
VIOL OATH PUBLIC OFF	0	3	0	0	3	0	1	1	0	2	5	5	0								
INFLUENCE LEGISLATIV	0	0	1	0	1	0	0	0	0	0	1	1	0								
INFLUENCE GOVT OFFIC	0	2	0	0	2	0	0	0	0	0	2	2	0								
DEFRAUDING STATE	0	17	29	0	46	1	177	112	1	290	336	336	0								
CONSPIRE RESTRAIN FR	0	1	0	0	1	0	1	0	0	1	2	2	0								
FALSE CERTIFICATES	0	4	5	0	9	0	5	0	0	5	14	14	0								
INFLUENCING WITNESS	2	10	7	0	19	1	5	2	0	8	27	27	0								
OBSTR OF LAW ENF OFF	200	2	1321	2	468	2	0	1989	2	47	2	223	1	116	2	0	0	386	1	2375	2
MISC JUDICIAL PROCEE	0	1	2	0	3	1	1	0	0	2	5	5	0								
PERJURY	0	11	12	0	23	1	12	5	0	18	41	41	0								
FALSE SWEARING	2	19	10	0	31	4	17	7	0	28	59	59	0								
SUBORNATION OF PERJU	0	0	1	0	1	0	0	1	0	1	2	2	0								
IMPERSONATION	0	14	2	0	16	1	4	1	0	6	22	22	0								
IMPERSONATING OFFICE	2	36	18	0	56	0	2	0	0	2	58	58	0								
BARRATRY	1	6	1	0	8	0	0	0	0	0	8	8	0								
EMBRACERY	0	0	1	0	1	0	2	0	0	2	3	3	0								
FALSE STATEMENTS GOV	18	85	40	0	143	5	67	20	0	92	235	235	0								
UNAUTH REPRESTN PEAC	0	0	1	0	1	0	0	0	0	0	1	1	0								
IMPRSNTNG ANTHR RBAL	0	1	0	0	1	0	1	0	0	1	2	2	0								
ESCAPE	10	111	63	0	184	0	20	6	0	26	210	210	0								
AIDING ESCAPE	0	4	0	0	4	0	7	2	0	9	13	13	0								
HINDERING APPREH OR	18	71	15	0	104	8	46	25	0	79	183	183	0								
COMPOUNDING A CRIME	1	0	1	0	2	0	3	0	0	3	5	5	0								
MUTINY IN PENAL INST	0	1	0	0	1	0	0	0	0	0	1	1	0								
BAIL JUMPING	0	28	9	0	37	0	3	2	0	5	42	42	0								
ATMPT ESCAPE	0	0	1	0	1	0	0	0	0	0	1	1	0								
FALSE PUBLIC ALARM	14	14	1	0	29	1	3	1	0	5	34	34	0								
CRMNL INTERFERE GOVT	50	172	72	0	294	5	23	11	0	39	333	333	0								

(continued)

Probationer Statistical Profile

Sample: Active & admin probationers, not in facilities
Act probationers 04/16/2002

Requestor: Nancy Phillips, Statistician

Most serious offense by current age & sex (continued)

Most serious offense	Men						Women						Grand Total	%
	age 00-21	age 22-39	age 40-98	age UNKWN	Men Total	Men %	age 00-21	age 22-39	age 40-98	age UNKWN	Women Total	Women %		
MISC GAMBLING/RELATE	0	0	1	0	1	0	0	0	0	0	0	0	1	0
COMMERICAL GAMBLING	0	4	8	0	12	0	0	3	6	0	0	9	21	0
COMMUNICATING GAMBL	0	1	2	0	3	0	0	0	0	0	0	0	3	0
BRIBERY OF CONTESTAN	0	3	2	0	5	0	0	1	0	0	0	1	6	0
GAMBLING ACT ON BUSI	0	0	1	0	1	0	0	1	0	0	0	1	2	0
DOGFIGHTING	4	33	6	0	43	0	0	2	2	0	0	4	47	0
LOTTERY VIOLATION	0	5	1	0	6	1	1	10	2	0	0	13	19	0
BOARDING BUS W/CONCL	0	3	1	0	4	1	0	0	0	0	0	1	5	0
CRUELTY TO CHILDREN	21	522	285	1	828	1	19	410	2	135	2	564	1392	1
SEX EXPLOITATION CHI	3	18	22	0	43	1	1	6	1	1	0	8	51	0
ABANDONMENT OF CHILD	0	29	32	0	61	1	1	3	2	0	0	6	67	0
UNLWFL AD ADOPT CHIL	0	0	0	0	0	0	0	1	0	0	0	1	1	0
CNTRBTNG DELINQENCY	3	3	1	0	7	1	1	4	0	0	0	5	12	0
MISC WEAPON/EXPLOSIV	10	20	8	0	38	1	1	0	0	0	0	1	39	0
CARRY CONCEALED WEAP	18	82	27	0	127	0	0	6	0	0	0	6	133	0
CARRY PISTL WITHOUT	1	6	1	0	8	0	0	0	1	0	0	1	9	0
ALTER PISTL LICENSE	1	1	1	0	3	0	0	0	0	0	0	0	3	0
POSS OF FIREARM DUR	19	78	59	0	156	0	0	8	6	0	0	14	170	0
POSS OF CERTAIN WEAP	25	66	50	0	141	4	4	4	2	0	0	10	151	0
POSS FIREARM CONVCT	4	482	465	2	951	1	0	20	20	0	0	40	991	1
CARRY WEAPON AT SCHO	93	58	4	0	155	12	1	3	2	0	0	17	172	0
GUARD LINE WITH WEAP	1	1	2	0	4	0	0	0	1	0	0	1	5	0
POSS WEAPON BY PRISO	2	7	1	0	10	0	0	0	0	0	0	0	10	0
MISUSE FIREARM HUNTI	0	3	1	0	4	0	0	0	0	0	0	0	4	0
CRUELTY TO ANIMALS	1	0	1	0	2	0	0	0	0	0	0	0	2	0
MISC INVASION OF PRI	0	2	1	0	3	0	0	0	1	0	0	1	4	0
EAVESDROP & SURVEILL	0	8	8	0	16	0	0	0	1	0	0	1	17	0
PEEPING TOM	6	83	34	0	123	0	0	1	0	0	0	1	124	0
P/S/D OF EAVESDROP D	0	1	0	0	1	0	0	0	0	0	0	0	1	0
RACKETEERING	0	5	18	0	23	0	0	4	10	0	0	14	37	0
S/D NARCOTICS, OPIAT	33	345	187	1	565	1	4	62	45	1	0	111	676	1
S/D DEP, STIM, CNTRF D	32	219	122	0	373	0	5	39	33	0	0	77	450	0
S/D OF LSD	7	25	2	0	34	1	1	0	1	0	0	2	36	0
S/D OF MARIJUANA	321	1513	433	2	2267	2	23	217	99	1	0	339	2606	2
S/D OF ALCOHOLIC IN	0	0	2	0	2	0	0	0	1	0	0	1	3	0

(continued)

Probationer Statistical Profile

Sample: Active & admin probationers, not in facilities
Act probationers 04/16/2002

Requestor: Nancy Phillips, Statistician

Most serious offense by current age & sex (continued)

Most serious offense	Men						Women						Grand Total	%								
	age 00-21	age 22-39	age 40-98	age UNKWN	Men Total	Men %	age 00-21	age 22-39	age 40-98	age UNKWN	Women Total	Women %										
POSS NARCOTICS, OPIA	59	1	508	1	310	1	0	0	877	1	9	0	140	1	89	1	0	0	238	1	1115	1
POSS DEP, STIM, CNTRF	52	1	500	1	261	1	0	0	813	1	15	1	209	1	90	1	0	0	314	1	1127	1
POSS OF LSD	26	0	78	0	3	0	0	0	107	0	1	0	6	0	2	0	0	0	9	0	116	0
POSS OF MARIJUANA	290	3	1324	2	389	1	0	0	2003	2	32	1	228	1	113	2	0	0	373	1	2376	2
ILLEGAL POSS/MANF LI	1	0	6	0	4	0	0	0	11	0	0	0	0	0	0	0	0	0	0	0	11	0
ILLEGAL ATTN TO OBT	3	0	67	0	37	0	0	0	107	0	3	0	98	1	84	1	0	0	185	1	292	0
VIOL GA CNTRL SBST A	1317	13	9475	17	4426	16	0	0	15218	16	215	10	2318	14	1285	17	0	0	3818	15	19036	16
VIOL DNGROUS DRGS AC	12	0	53	0	30	0	0	0	95	0	3	0	29	0	14	0	0	0	46	0	141	0
UNLWFL MFG/DEL/DIST	5	0	58	0	38	0	0	0	101	0	1	0	8	0	5	0	0	0	14	0	115	0
FURNISH LIQUOR TO MI	0	0	1	0	0	0	0	0	1	0	0	0	0	0	0	0	0	0	0	0	1	0
POSS DRUG RELATED MA	7	0	23	0	14	0	0	0	44	0	1	0	14	0	6	0	0	0	21	0	65	0
S/D CONT SUB PUBLIC	17	0	63	0	18	0	0	0	98	0	0	0	14	0	9	0	0	0	23	0	121	0
S/D CONT SUB SCHOOL	13	0	41	0	5	0	0	0	59	0	0	0	7	0	1	0	0	0	8	0	67	0
S/D COCAINE	321	3	2023	4	760	3	0	0	3104	3	23	1	300	2	185	2	0	0	508	2	3612	3
POSS OF COCAINE	624	6	3928	7	2070	7	0	0	6622	7	63	3	860	5	530	7	0	0	1453	6	8075	7
ATMPT VIOL SUBSTANCE	16	0	197	0	174	1	0	0	387	0	7	0	85	1	73	1	0	0	165	1	552	0
MISC DRUGS TRAFFICKI	1	0	42	0	30	0	0	0	73	0	1	0	11	0	6	0	0	0	18	0	91	0
TRAF COCAINE LESS 20	8	0	190	0	128	0	0	0	326	0	1	0	35	0	37	0	0	0	73	0	399	0
TRAF COCAINE 201-400	3	0	30	0	25	0	0	0	58	0	0	0	5	0	4	0	0	0	9	0	67	0
TRAF COCAINE 401+ GM	0	0	7	0	12	0	0	0	19	0	0	0	1	0	2	0	0	0	3	0	22	0
TRAF NARCOTIC LESS 1	0	0	2	0	2	0	0	0	4	0	1	0	0	0	0	0	0	0	1	0	5	0
TRAF NARCOTIC 15-28	1	0	3	0	0	0	0	0	4	0	0	0	1	0	1	0	0	0	2	0	6	0
TRAF NARCOTIC 29+ GM	0	0	2	0	1	0	0	0	3	0	0	0	0	0	1	0	0	0	1	0	4	0
TRAF MARIJNA 101-200	1	0	14	0	23	0	0	0	38	0	1	0	4	0	4	0	0	0	9	0	47	0
TRAF MARIJNA 2001-10	0	0	4	0	0	0	0	0	4	0	0	0	1	0	0	0	0	0	1	0	5	0
TRAF MARIJNA 10001+	1	0	1	0	2	0	0	0	4	0	0	0	0	0	0	0	0	0	0	0	4	0
TRAF METHAQUALONE < 4	0	0	4	0	4	0	0	0	8	0	1	0	0	0	1	0	0	0	2	0	10	0
TRAF METHAQUALONE >= 4	0	0	2	0	2	0	0	0	4	0	0	0	1	0	0	0	0	0	1	0	5	0
TRAF AMPHTMINE 28-19	0	0	10	0	6	0	0	0	16	0	0	0	3	0	3	0	0	0	6	0	22	0
TRAF AMPHTMINE 200-3	0	0	2	0	4	0	0	0	6	0	0	0	0	0	2	0	0	0	2	0	8	0
TRAF AMPHTMINE 400+	0	0	0	0	0	0	0	0	0	0	0	0	1	0	0	0	0	0	1	0	1	0
CNSPIRE TRAFFIC CNTR	0	0	1	0	0	0	0	0	1	0	0	0	0	0	0	0	0	0	0	0	1	0
TRANSACTIONS DRUG OB	1	0	0	0	1	0	0	0	2	0	0	0	1	0	0	0	0	0	1	0	3	0
TRANSACTIONS CNTRFT	1	0	2	0	0	0	0	0	3	0	0	0	0	0	1	0	0	0	1	0	4	0
USE COMM FACLT Y VIO	1	0	5	0	8	0	0	0	14	0	1	0	0	0	2	0	0	0	3	0	17	0

(continued)

Probationer Statistical Profile

Sample: Active & admin probationers, not in facilities
Act probationers 04/16/2002

Requestor: Nancy Phillips, Statistician

Most serious offense by current age & sex (continued)

Most serious offense	Men					Women					Grand Total	%
	age 00-21	age 22-39	age 40-98	age UNKWN	Men Total	age 00-21	age 22-39	age 40-98	age UNKWN	Women Total		
ATT/CONSPRCY COMMT C	2 0	33 0	14 0	0 0	49 0	2 0	17 0	9 0	0 0	28 0	77 0	
UNAUTH DIST CONTRLLD	2 0	4 0	6 0	0 0	12 0	0 0	2 0	2 0	0 0	4 0	16 0	
ILLGL DIST CONTRLLD	2 0	8 0	8 0	0 0	18 0	0 0	3 0	0 0	0 0	3 0	21 0	
VIOL MOTOR VEHICLE L	12 0	136 0	121 0	0 0	269 0	0 0	29 0	19 0	0 0	48 0	317 0	
ALTER CAR TITLE	0 0	1 0	4 0	0 0	5 0	0 0	0 0	0 0	0 0	0 0	5 0	
DRVNG HABTL VIOLATOR	2 0	1157 2	1435 5	0 0	2594 3	0 0	89 1	106 1	0 0	195 1	2789 2	
HABIT TRAF VOIL/IMPA	1 0	174 0	190 1	0 0	365 0	0 0	15 0	29 0	0 0	44 0	409 0	
HABIT TRAF VIOL/OTHE	2 0	207 0	199 1	0 0	408 0	0 0	16 0	15 0	0 0	31 0	439 0	
DSTL ALCOHOL BEVERAG	0 0	0 0	3 0	0 0	3 0	0 0	0 0	1 0	0 0	1 0	4 0	
POSS UNAUTHORIZED ST	0 0	0 0	0 0	0 0	0 0	0 0	1 0	0 0	0 0	1 0	1 0	
POSS CONTRABAND ARTI	1 0	4 0	3 0	0 0	8 0	0 0	2 0	1 0	0 0	3 0	11 0	
TRNSPRT CONTRABAND A	0 0	1 0	0 0	0 0	1 0	0 0	0 0	1 0	0 0	1 0	2 0	
CONCEAL CONTRABAND	0 0	0 0	0 0	0 0	0 0	0 0	1 0	0 0	0 0	1 0	1 0	
MISC MRALS/PBLIC H/S	2 0	5 0	6 0	0 0	13 0	0 0	1 0	1 0	0 0	2 0	15 0	
VIOL GAME AND FISH L	0 0	2 0	1 0	0 0	3 0	0 0	0 0	0 0	0 0	0 0	3 0	
MISC CORRECTIONL INS	5 0	9 0	5 0	0 0	19 0	0 0	5 0	1 0	0 0	6 0	25 0	
VIOLATN OTHR STATES	28 0	192 0	87 0	0 0	307 0	10 0	81 0	30 0	0 0	121 0	428 0	
CONSPIRACY	13 0	45 0	13 0	0 0	71 0	3 0	35 0	8 0	0 0	46 0	117 0	
CRMNL ATMPY	42 0	201 0	117 0	0 0	360 0	8 0	57 0	43 1	0 0	108 0	468 0	
AIRCRAFT HIJACKING	0 0	2 0	0 0	0 0	2 0	0 0	0 0	0 0	0 0	0 0	2 0	
UNAUTH DIST RECRD DE	2 0	3 0	4 0	0 0	9 0	0 0	0 0	0 0	0 0	0 0	9 0	
CRMNL SOLICITATION	1 0	17 0	14 0	0 0	32 0	1 0	6 0	4 0	0 0	11 0	43 0	
PARTY TO A CRIME	4 0	10 0	2 0	0 0	16 0	1 0	3 0	4 0	0 0	8 0	24 0	
CRMNL TRESPASSING	1 0	10 0	3 0	0 0	14 0	0 0	0 0	2 0	0 0	2 0	16 0	
GANG PARTICIPATION	1 0	0 0	0 0	0 0	1 0	1 0	0 0	0 0	0 0	1 0	2 0	
Total reported	10208	56452	27820	0	94480	2158	16519	7485	0	26162	120642	
Percent Reported	100.0	100.0	100.0		100.0	100.0	100.0	100.0		100.0	100.0	
NOT REPORTED	3	17	3	0	23	0	2	1	0	3	26	
Total	10211	56469	27823	0	94503	2158	16521	7486	0	26165	120668	

Probationer Statistical Profile

Sample: Active & admin probationers, not in facilities
Act probationers 04/16/2002

Requestor: Nancy Phillips, Statistician

Most serious crime type by current age & sex

Crime type	M e n					W o m e n					Grand Total %
	age 00-21 %	age 22-39 %	age 40-98 %	age UNKWN %	Men Total %	age 00-21 %	age 22-39 %	age 40-98 %	age UNKWN %	Women Total %	
VIOL/PERSN	1081 11	8511 15	4692 17	0 0	14284 15	237 11	1776 11	795 11	0 0	2808 11	17092 14
NVIOL/PERS	135 1	229 0	179 1	0 0	543 1	16 1	34 0	19 0	0 0	69 0	612 1
PROPERTY	4709 46	19074 34	7353 26	0 0	31136 33	1356 63	8917 54	3303 44	0 0	13576 52	44712 37
DRUG SALES	776 8	4673 8	1845 7	0 0	7294 8	65 3	734 4	453 6	0 0	1252 5	8546 7
DRUG POSSN	2437 24	16262 29	7746 28	0 0	26445 28	351 16	4015 24	2304 31	0 0	6670 25	33115 27
ALCOHOL	7 0	10 0	14 0	0 0	31 0	0 0	1 0	3 0	0 0	4 0	35 0
HABIT/DUI	33 0	1872 3	2074 7	0 0	3979 4	3 0	182 1	193 3	0 0	378 1	4357 4
SEX OFFEND	493 5	2306 4	2170 8	0 0	4969 5	18 1	100 1	50 1	0 0	168 1	5137 4
OTHER	540 5	3532 6	1750 6	0 0	5822 6	112 5	762 5	366 5	0 0	1240 5	7062 6
Total reported	10211	56469	27823	0	94503	2158	16521	7486	0	26165	120668
Percent Reported	100.0	100.0	100.0		100.0	100.0	100.0	100.0		100.0	100.0
NOT REPORTED	0	0	0	0	0	0	0	0	0	0	0
Total	10211	56469	27823	0	94503	2158	16521	7486	0	26165	120668