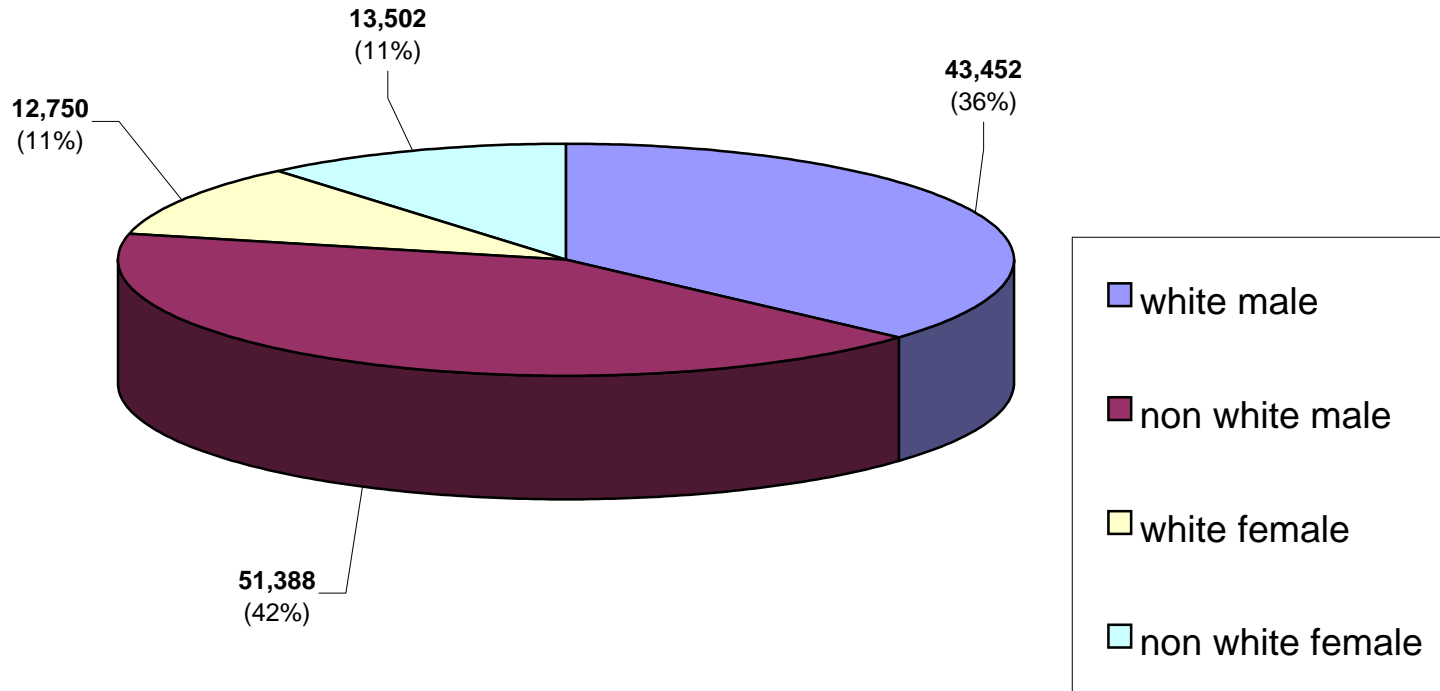
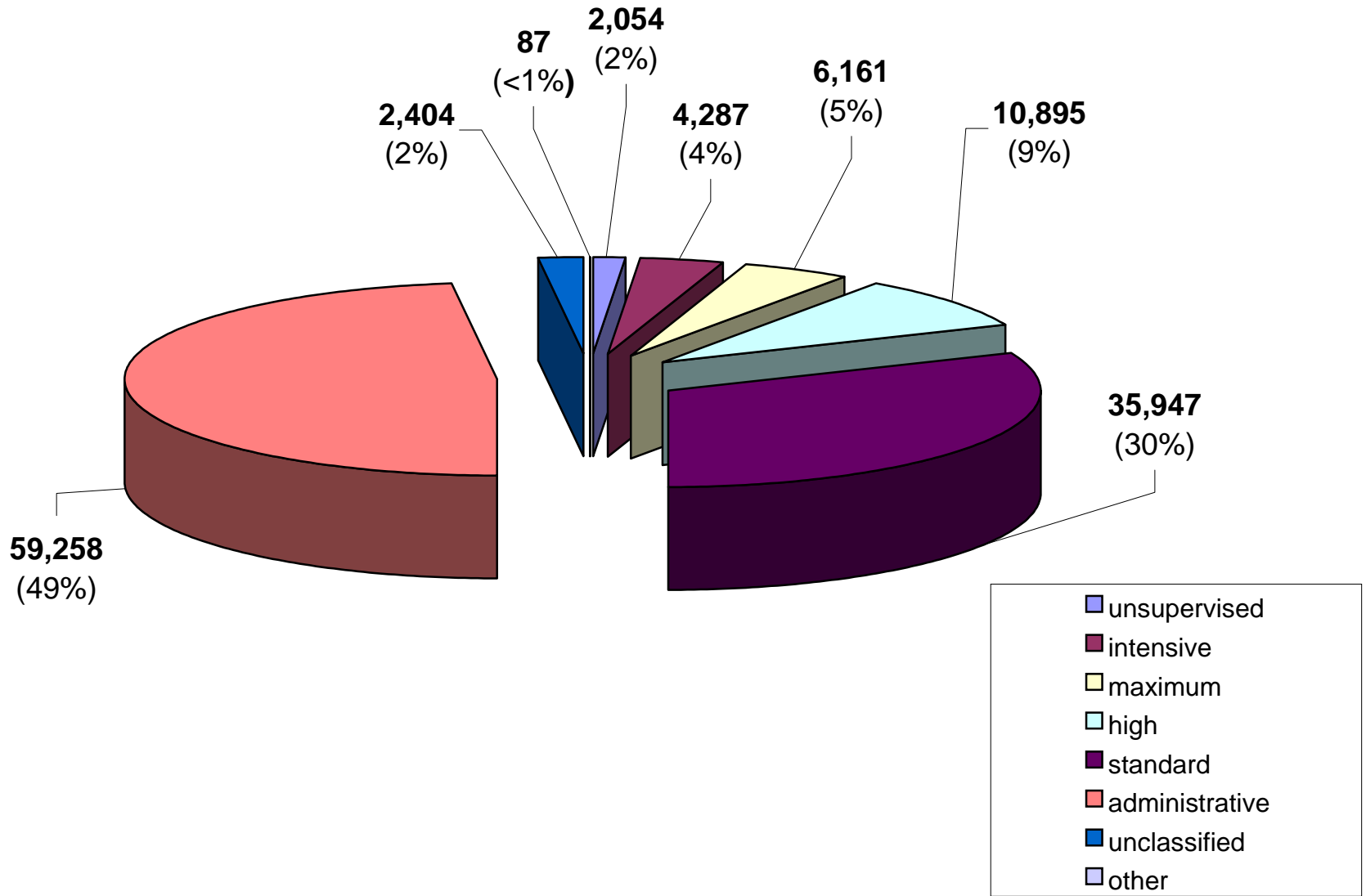


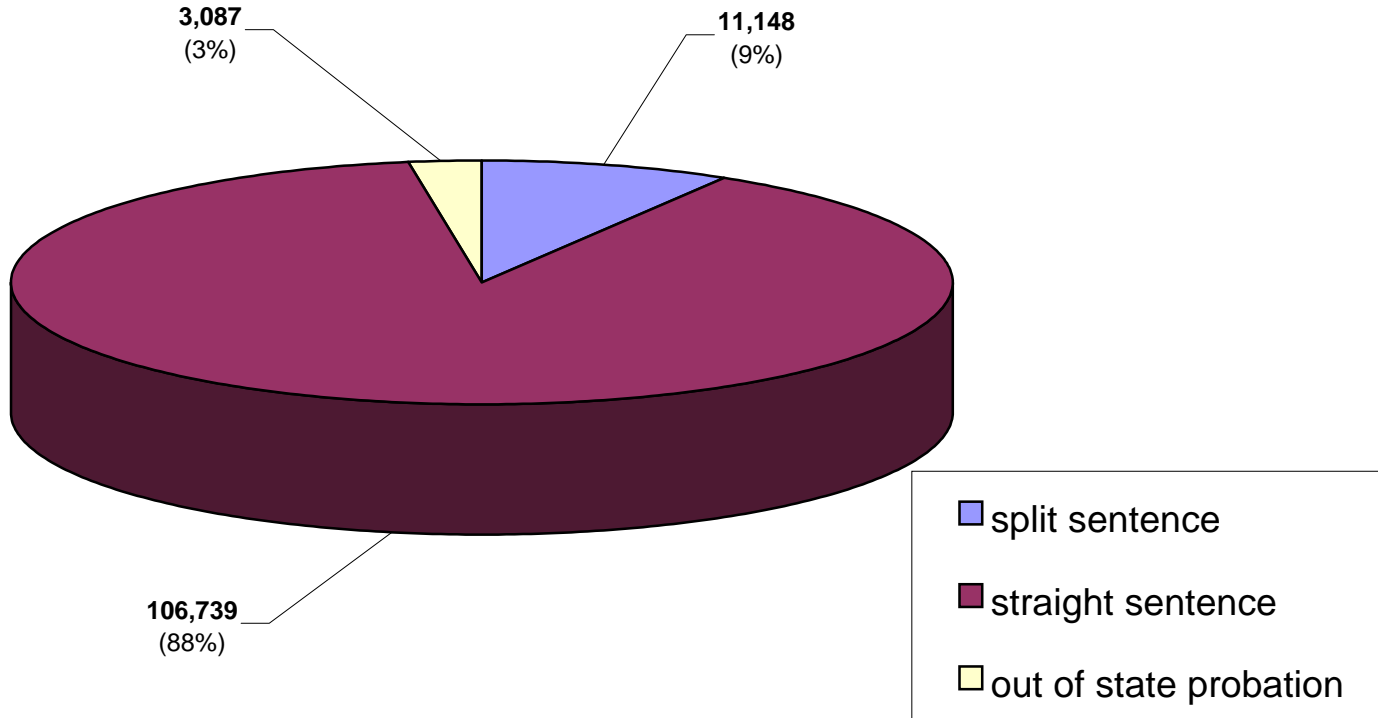
**Active Probationers By Race & Gender**



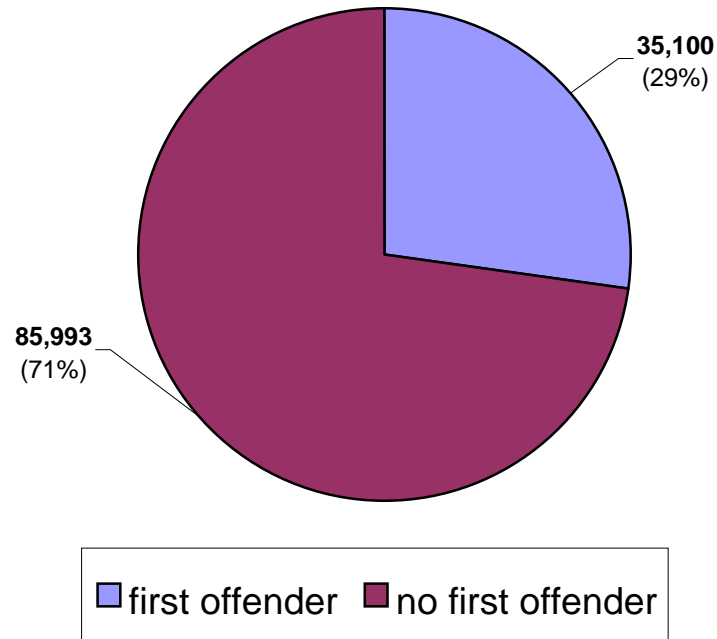
# Active Probationers By Current Supervision Type



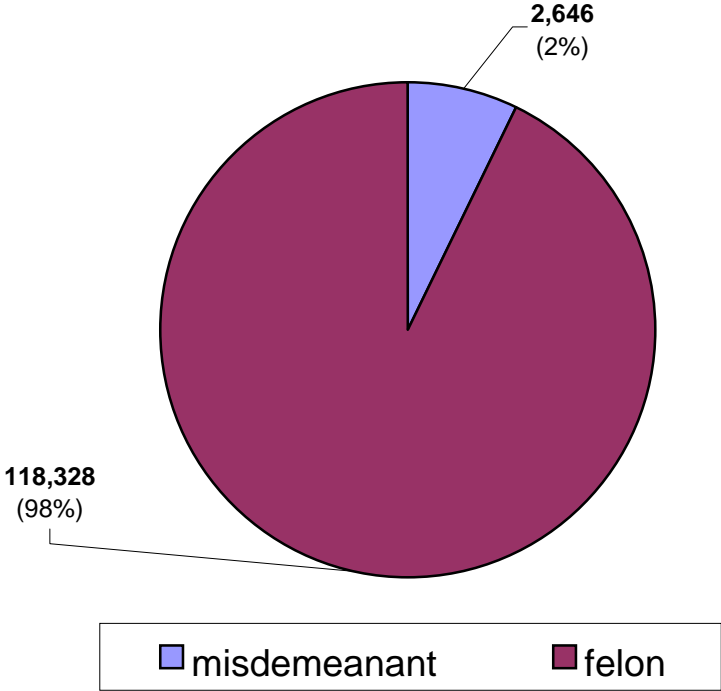
### Active Probationers By Case Type



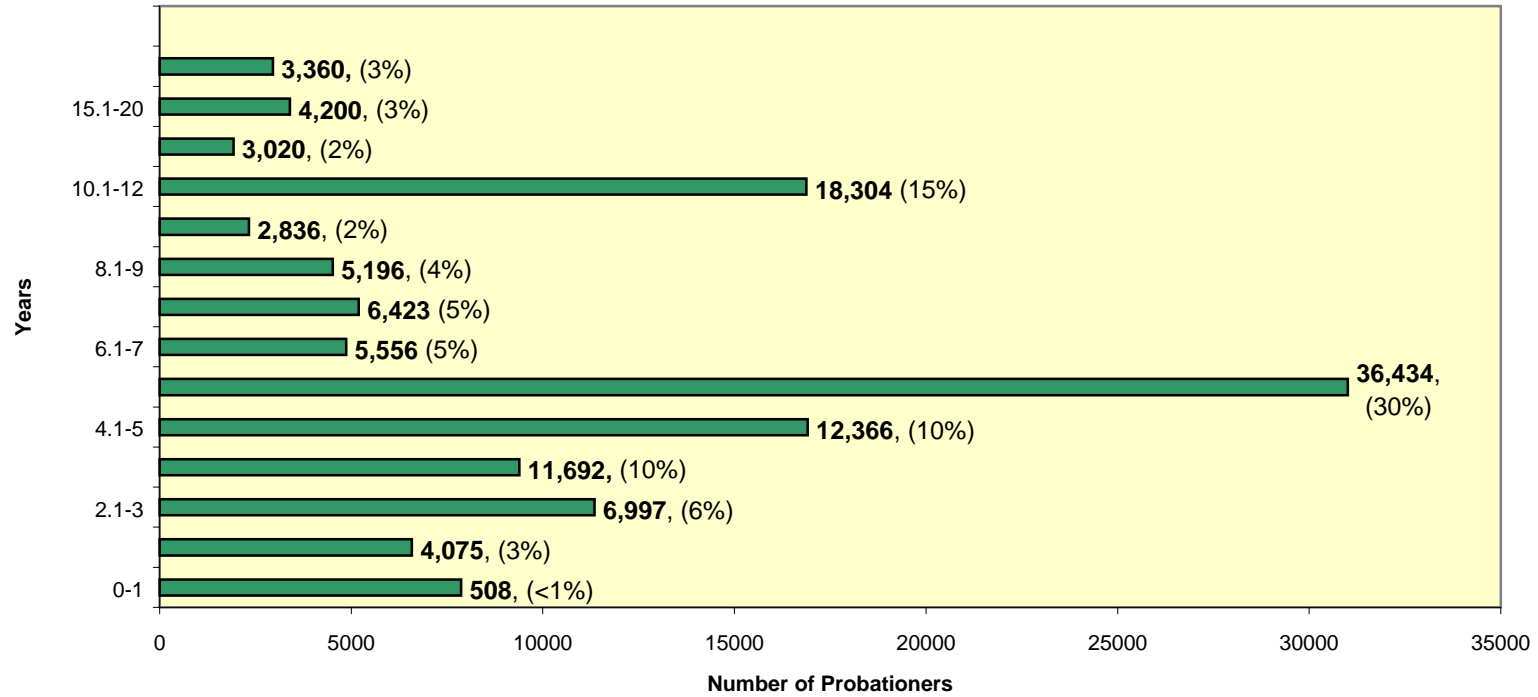
### Active Probationers By First Offender Status



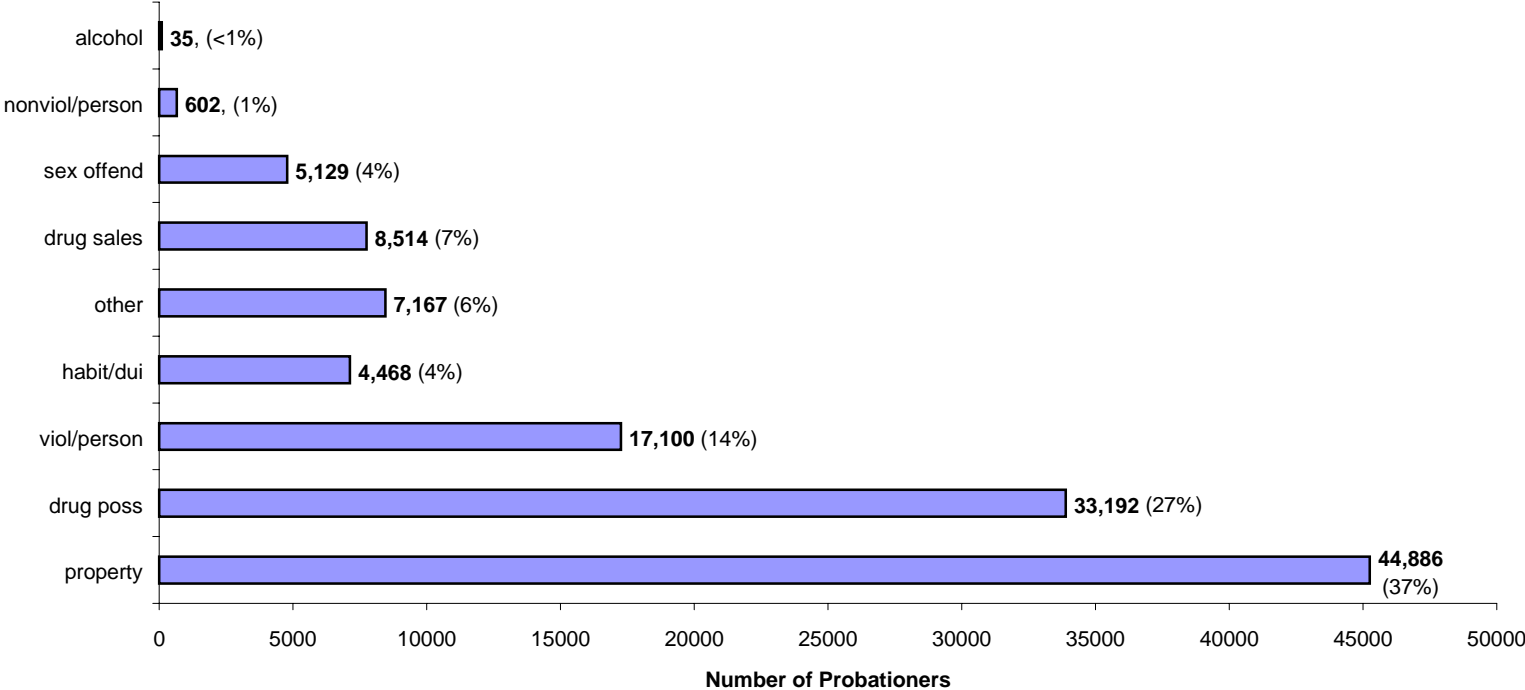
**Active Probationer By Sentence Type**



### Active Probationers By Sentence Length



### Active Probationers by Crime Type



Probationer Statistical Profile

Table of contents for Active & admin probationers, not in facilities

Title	Page
-----	----
Race and sex	2
Current supervision type	3
County of conviction	4
Circuit of conviction	9
Circuit of supervision	11
Sentence length in years	13
Time served in years	14
Time left to serve	15
Case type	16
Release type	17
First offender status	18
Type probationer	19
Most serious crime by group	20
Most serious offense	21
Most serious crime type	32



Probationer Statistical Profile

Sample: Active & admin probationers, not in facilities  
Act probationers 03/26/2002

Requestor: Nancy Phillips, Statistician

Race and sex by current age & sex

Race and sex	M e n					W o m e n					Grand Total %
	age 00-21 %	age 22-39 %	age 40-98 %	age UNKWN %	Men Total %	age 00-21 %	age 22-39 %	age 40-98 %	age UNKWN %	Women Total %	
WHITE MALE	4459 44	25142 44	13851 50	0 0	43452 46	0 0	0 0	0 0	0 0	0 0	43452 36
NON WHITE MALE	5781 56	31568 56	14039 50	0 0	51388 54	0 0	0 0	0 0	0 0	0 0	51388 42
WHITE FEMALE	0 0	0 0	0 0	0 0	0 0	937 44	7811 47	4002 53	0 0	12750 49	12750 11
NON WHITE FEMALE	0 0	0 0	0 0	0 0	0 0	1216 56	8753 53	3533 47	0 0	13502 51	13502 11
Total reported	10240	56710	27890	0	94840	2153	16564	7535	0	26252	121092
Percent Reported	100.0	100.0	100.0		100.0	100.0	100.0	100.0		100.0	100.0
NOT REPORTED	0	0	1	0	1	0	0	0	0	0	1
Total	10240	56710	27891	0	94841	2153	16564	7535	0	26252	121093
AVERAGE W-AGE	19.91	29.71	47.62	.00	33.92	19.99	30.41	46.29	.00	34.11	33.96

\*\*\* Average age excludes missing dates of birth

Probationer Statistical Profile

Sample: Active & admin probationers, not in facilities  
Act probationers 03/26/2002

Requestor: Nancy Phillips, Statistician

Current supervision type by current age & sex

Curr supv type	M e n							W o m e n							Grand Total %
	age 00-21 %	age 22-39 %	age 40-98 %	age UNKWN %	Men Total %	age 00-21 %	age 22-39 %	age 40-98 %	age UNKWN %	Women Total %					
UNSUPERVISED	74 1	1067 2	533 2	0 0	1674 2	10 0	264 2	106 1	0 0	380 1	2054 2				
WARRANT	0 0	2 0	0 0	0 0	2 0	0 0	0 0	0 0	0 0	0 0	2 0				
BC AFTERCARE	0 0	0 0	0 0	0 0	0 0	0 0	0 0	0 0	0 0	0 0	0 0				
HOME CONFINEMENT	0 0	1 0	0 0	0 0	1 0	0 0	0 0	0 0	0 0	0 0	1 0				
INTENSIVE	817 8	1912 3	678 2	0 0	3407 4	114 5	562 3	204 3	0 0	880 3	4287 4				
MAXIMUM	704 7	3142 6	1597 6	0 0	5443 6	55 3	473 3	190 3	0 0	718 3	6161 5				
HIGH	1353 13	5344 9	2647 9	0 0	9344 10	170 8	988 6	393 5	0 0	1551 6	10895 9				
MEDIUM	0 0	0 0	0 0	0 0	0 0	0 0	0 0	0 0	0 0	0 0	0 0				
STANDARD	4726 46	14651 26	6755 24	0 0	26132 28	1368 64	6099 37	2348 31	0 0	9815 37	35947 30				
ADMINISTRATIVE	2415 24	29290 52	15043 54	0 0	46748 49	419 19	7925 48	4166 55	0 0	12510 48	59258 49				
FINANCIAL	0 0	18 0	64 0	0 0	82 0	0 0	1 0	1 0	0 0	2 0	84 0				
OBSOLETE CODES	0 0	0 0	0 0	0 0	0 0	0 0	0 0	0 0	0 0	0 0	0 0				
UNCLASSIFIED	151 1	1283 2	574 2	0 0	2008 2	17 1	252 2	127 2	0 0	396 2	2404 2				
Total reported	10240	56710	27891	0	94841	2153	16564	7535	0	26252	121093				
Percent Reported	100.0	100.0	100.0		100.0	100.0	100.0	100.0		100.0	100.0				
NOT REPORTED	0	0	0	0	0	0	0	0	0	0	0				
Total	10240	56710	27891	0	94841	2153	16564	7535	0	26252	121093				

Probationer Statistical Profile

Sample: Active & admin probationers, not in facilities  
Act probationers 03/26/2002

Requestor: Nancy Phillips, Statistician

County of conviction by current age & sex

County	Men							Women							Grand Total	%						
	age 00-21	%	age 22-39	%	age 40-98	%	UNKWN	Men Total	%	age 00-21	%	age 22-39	%	age 40-98			%	UNKWN	Women Total	%		
Appling	31	0	118	0	53	0	0	0	202	0	1	0	33	0	7	0	0	0	41	0	243	0
Atkinson	5	0	64	0	49	0	0	0	118	0	1	0	16	0	10	0	0	0	27	0	145	0
Bacon	16	0	53	0	28	0	0	0	97	0	1	0	10	0	3	0	0	0	14	0	111	0
Baker	2	0	37	0	20	0	0	0	59	0	0	0	4	0	1	0	0	0	5	0	64	0
Baldwin	130	1	589	1	238	1	0	0	957	1	18	1	143	1	74	1	0	0	235	1	1192	1
Banks	19	0	114	0	90	0	0	0	223	0	6	0	38	0	17	0	0	0	61	0	284	0
Barrow	48	0	304	1	207	1	0	0	559	1	16	1	100	1	56	1	0	0	172	1	731	1
Bartow	99	1	867	2	496	2	0	0	1462	2	20	1	292	2	108	1	0	0	420	2	1882	2
Ben Hill	21	0	164	0	85	0	0	0	270	0	9	0	42	0	15	0	0	0	66	0	336	0
Berrien	19	0	137	0	75	0	0	0	231	0	7	0	32	0	17	0	0	0	56	0	287	0
Bibb	250	2	1638	3	817	3	0	0	2705	3	52	2	541	3	246	3	0	0	839	3	3544	3
Bleckley	22	0	117	0	48	0	0	0	187	0	7	0	37	0	13	0	0	0	57	0	244	0
Brantley	12	0	59	0	46	0	0	0	117	0	0	0	16	0	5	0	0	0	21	0	138	0
Brooks	35	0	158	0	59	0	0	0	252	0	2	0	23	0	13	0	0	0	38	0	290	0
Bryan	26	0	69	0	44	0	0	0	139	0	3	0	16	0	12	0	0	0	31	0	170	0
Bulloch	120	1	470	1	142	1	0	0	732	1	16	1	138	1	43	1	0	0	197	1	929	1
Burke	30	0	117	0	54	0	0	0	201	0	2	0	22	0	14	0	0	0	38	0	239	0
Butts	23	0	166	0	79	0	0	0	268	0	6	0	41	0	24	0	0	0	71	0	339	0
Calhoun	8	0	70	0	41	0	0	0	119	0	1	0	23	0	9	0	0	0	33	0	152	0
Camden	40	0	203	0	75	0	0	0	318	0	3	0	47	0	28	0	0	0	78	0	396	0
Candler	15	0	60	0	35	0	0	0	110	0	4	0	32	0	9	0	0	0	45	0	155	0
Carroll	106	1	467	1	210	1	0	0	783	1	19	1	137	1	77	1	0	0	233	1	1016	1
Catoosa	47	0	297	1	124	0	0	0	468	0	12	1	97	1	55	1	0	0	164	1	632	1
Charlton	10	0	63	0	23	0	0	0	96	0	0	0	6	0	7	0	0	0	13	0	109	0
Chatham	367	4	1451	3	706	3	0	0	2524	3	87	4	610	4	287	4	0	0	984	4	3508	3
Chattahoochee	5	0	16	0	12	0	0	0	33	0	1	0	6	0	5	0	0	0	12	0	45	0
Chatooga	31	0	219	0	120	0	0	0	370	0	11	1	59	0	30	0	0	0	100	0	470	0
Cherokee	198	2	783	1	381	1	0	0	1362	1	42	2	215	1	123	2	0	0	380	1	1742	1
Clarke	125	1	593	1	245	1	0	0	963	1	27	1	165	1	50	1	0	0	242	1	1205	1
Clay	10	0	35	0	18	0	0	0	63	0	1	0	4	0	5	0	0	0	10	0	73	0
Clayton	278	3	789	1	380	1	0	0	1447	2	106	5	402	2	122	2	0	0	630	2	2077	2
Clinch	14	0	75	0	57	0	0	0	146	0	4	0	25	0	8	0	0	0	37	0	183	0
Cobb	742	7	4334	8	2095	8	0	0	7171	8	160	7	1308	8	606	8	0	0	2074	8	9245	8
Coffee	41	0	247	0	136	0	0	0	424	0	3	0	71	0	41	1	0	0	115	0	539	0

(continued)

Probationer Statistical Profile

Sample: Active & admin probationers, not in facilities  
Act probationers 03/26/2002

Requestor: Nancy Phillips, Statistician

County of conviction by current age & sex (continued)

County	Men							Women							Grand Total	%						
	age 00-21	%	age 22-39	%	age 40-98	%	UNKWN	Men Total	%	age 00-21	%	age 22-39	%	age 40-98			%	UNKWN	Women Total	%		
Colquit	100	1	469	1	216	1	0	0	785	1	13	1	83	1	49	1	0	0	145	1	930	1
Columbia	86	1	334	1	125	0	0	0	545	1	14	1	75	0	50	1	0	0	139	1	684	1
Cook	28	0	239	0	106	0	0	0	373	0	3	0	60	0	26	0	0	0	89	0	462	0
Coweta	100	1	402	1	223	1	0	0	725	1	22	1	171	1	63	1	0	0	256	1	981	1
Crawford	11	0	59	0	20	0	0	0	90	0	2	0	10	0	5	0	0	0	17	0	107	0
Crisp	62	1	248	0	127	0	0	0	437	0	10	0	83	1	33	0	0	0	126	0	563	0
Dade	27	0	131	0	66	0	0	0	224	0	3	0	47	0	15	0	0	0	65	0	289	0
Dawson	14	0	87	0	71	0	0	0	172	0	5	0	35	0	15	0	0	0	55	0	227	0
Decatur	38	0	345	1	170	1	0	0	553	1	11	1	87	1	36	0	0	0	134	1	687	1
DeKalb	617	6	2608	5	1250	4	0	0	4475	5	155	7	816	5	308	4	0	0	1279	5	5754	5
Dodge	25	0	149	0	78	0	0	0	252	0	13	1	57	0	21	0	0	0	91	0	343	0
Dooly	22	0	105	0	51	0	0	0	178	0	1	0	28	0	14	0	0	0	43	0	221	0
Dougherty	324	3	1991	4	996	4	0	0	3311	3	55	3	604	4	261	3	0	0	920	4	4231	3
Douglas	202	2	1381	2	802	3	0	0	2385	3	58	3	456	3	234	3	0	0	748	3	3133	3
Early	39	0	123	0	67	0	0	0	229	0	3	0	39	0	26	0	0	0	68	0	297	0
Echols	3	0	18	0	15	0	0	0	36	0	1	0	2	0	2	0	0	0	5	0	41	0
Effingham	47	0	166	0	95	0	0	0	308	0	9	0	53	0	25	0	0	0	87	0	395	0
Elbert	22	0	228	0	134	0	0	0	384	0	3	0	54	0	33	0	0	0	90	0	474	0
Emanuel	34	0	121	0	53	0	0	0	208	0	5	0	38	0	15	0	0	0	58	0	266	0
Evans	13	0	37	0	17	0	0	0	67	0	3	0	14	0	3	0	0	0	20	0	87	0
Fannin	14	0	167	0	107	0	0	0	288	0	6	0	71	0	18	0	0	0	95	0	383	0
Fayette	82	1	396	1	147	1	0	0	625	1	23	1	156	1	69	1	0	0	248	1	873	1
Floyd	104	1	872	2	473	2	0	0	1449	2	30	1	284	2	150	2	0	0	464	2	1913	2
Forsyth	62	1	366	1	192	1	0	0	620	1	9	0	121	1	55	1	0	0	185	1	805	1
Franklin	21	0	190	0	104	0	0	0	315	0	3	0	42	0	22	0	0	0	67	0	382	0
Fulton	645	6	4506	8	2133	8	0	0	7284	8	83	4	845	5	481	6	0	0	1409	5	8693	7
Gilmer	33	0	225	0	131	0	0	0	389	0	10	0	76	0	41	1	0	0	127	0	516	0
Glascok	2	0	7	0	4	0	0	0	13	0	0	0	0	0	0	0	0	0	0	0	13	0
Glynn	132	1	628	1	292	1	0	0	1052	1	20	1	172	1	75	1	0	0	267	1	1319	1
Gordon	58	1	499	1	283	1	0	0	840	1	14	1	188	1	83	1	0	0	285	1	1125	1
Grady	33	0	207	0	110	0	0	0	350	0	1	0	49	0	24	0	0	0	74	0	424	0
Greene	37	0	174	0	76	0	0	0	287	0	4	0	43	0	18	0	0	0	65	0	352	0
Gwinnett	482	5	2739	5	1134	4	0	0	4355	5	93	4	754	5	333	4	0	0	1180	4	5535	5
Habersham	32	0	121	0	82	0	0	0	235	0	14	1	35	0	22	0	0	0	71	0	306	0
Hall	113	1	665	1	354	1	0	0	1132	1	32	1	246	1	107	1	0	0	385	1	1517	1

(continued)

Probationer Statistical Profile

Sample: Active & admin probationers, not in facilities  
Act probationers 03/26/2002

Requestor: Nancy Phillips, Statistician

County of conviction by current age & sex (continued)

County	Men					Women					Grand Total	%
	age 00-21	age 22-39	age 40-98	age UNKWN	Men Total	age 00-21	age 22-39	age 40-98	age UNKWN	Women Total		
Hancock	12	68	35	0	115	3	6	4	0	13	128	
Haralson	24	172	141	0	337	3	43	27	0	73	410	
Harris	30	110	59	0	199	5	17	12	0	34	233	
Hart	14	138	69	0	221	2	28	22	0	52	273	
Heard	8	41	33	0	82	2	17	7	0	26	108	
Henry	152	722	282	0	1156	39	199	86	0	324	1480	
Houston	137	643	309	0	1089	36	226	84	0	346	1435	
Irwin	12	75	49	0	136	2	12	7	0	21	157	
Jackson	41	261	159	0	461	8	89	35	0	132	593	
Jasper	18	60	35	0	113	0	13	5	0	18	131	
Jeff Davis	12	116	56	0	184	0	22	11	0	33	217	
Jefferson	32	137	76	0	245	0	21	6	0	27	272	
Jenkins	17	89	28	0	134	4	13	5	0	22	156	
Johnson	15	105	29	0	149	1	18	8	0	27	176	
Jones	27	198	101	0	326	6	31	21	0	58	384	
Lamar	17	182	55	0	254	8	35	10	0	53	307	
Lanier	11	90	48	0	149	2	21	13	0	36	185	
Laurens	69	368	188	0	625	5	78	36	0	119	744	
Lee	38	210	116	0	364	6	32	16	0	54	418	
Liberty	50	181	65	0	296	5	58	23	0	86	382	
Lincoln	11	48	28	0	87	0	7	6	0	13	100	
Long	14	38	24	0	76	2	7	7	0	16	92	
Lowndes	224	1010	412	0	1646	53	285	114	0	452	2098	
Lumpkin	9	153	88	0	250	3	52	20	0	75	325	
Macon	15	141	121	0	277	1	27	12	0	40	317	
Madison	36	160	92	0	288	2	40	18	0	60	348	
Marion	9	52	24	0	85	2	9	3	0	14	99	
McDuffie	18	177	72	0	267	2	38	18	0	58	325	
McIntosh	7	62	33	0	102	7	16	14	0	37	139	
Meriwether	37	145	94	0	276	4	35	23	0	62	338	
Miller	14	66	27	0	107	2	15	6	0	23	130	
Mitchell	39	340	148	0	527	5	67	32	0	104	631	
Monroe	19	208	85	0	312	4	64	18	0	86	398	
Montgomery	13	60	24	0	97	1	12	7	0	20	117	
Morgan	10	147	64	0	221	3	16	14	0	33	254	

(continued)

Probationer Statistical Profile

Sample: Active & admin probationers, not in facilities  
Act probationers 03/26/2002

Requestor: Nancy Phillips, Statistician

County of conviction by current age & sex (continued)

County	Men							Women							Grand Total	%				
	age	%	age	%	age	%	age	%	age	%	age	%	age	%			Women Total	%		
	00-21		22-39		40-98		UNKWN		00-21		22-39		40-98		UNKWN		Total	%		
Murray	28	0	126	0	62	0	0	0	216	0	3	0	43	0	20	0	66	0	282	0
Muscogee	273	3	1383	2	685	2	0	0	2341	2	79	4	523	3	242	3	844	3	3185	3
Newton	68	1	741	1	440	2	0	0	1249	1	15	1	207	1	104	1	326	1	1575	1
Oconee	5	0	57	0	33	0	0	0	95	0	3	0	20	0	7	0	30	0	125	0
Oglethrope	15	0	92	0	42	0	0	0	149	0	2	0	11	0	11	0	24	0	173	0
Paulding	47	0	289	1	170	1	0	0	506	1	4	0	55	0	41	1	100	0	606	1
Peach	23	0	151	0	64	0	0	0	238	0	1	0	36	0	16	0	53	0	291	0
Pickens	28	0	140	0	96	0	0	0	264	0	5	0	62	0	21	0	88	0	352	0
Pierce	13	0	54	0	28	0	0	0	95	0	2	0	22	0	7	0	31	0	126	0
Pike	9	0	44	0	23	0	0	0	76	0	0	0	6	0	4	0	10	0	86	0
Polk	31	0	334	1	207	1	0	0	572	1	5	0	66	0	41	1	112	0	684	1
Pulaski	25	0	77	0	37	0	0	0	139	0	4	0	24	0	8	0	36	0	175	0
Putnam	32	0	250	0	124	0	0	0	406	0	11	1	33	0	23	0	67	0	473	0
Quitman	2	0	19	0	10	0	0	0	31	0	2	0	3	0	5	0	10	0	41	0
Rabun	15	0	65	0	48	0	0	0	128	0	2	0	17	0	14	0	33	0	161	0
Randolph	15	0	90	0	35	0	0	0	140	0	3	0	23	0	14	0	40	0	180	0
Richmond	300	3	1312	2	652	2	0	0	2264	2	97	5	511	3	223	3	831	3	3095	3
Rockdale	76	1	343	1	146	1	0	0	565	1	22	1	119	1	50	1	191	1	756	1
Schely	5	0	56	0	30	0	0	0	91	0	1	0	13	0	5	0	19	0	110	0
Screven	27	0	143	0	77	0	0	0	247	0	4	0	39	0	28	0	71	0	318	0
Seminole	16	0	111	0	46	0	0	0	173	0	3	0	26	0	8	0	37	0	210	0
Spalding	84	1	466	1	222	1	0	0	772	1	15	1	158	1	69	1	242	1	1014	1
Stephens	32	0	137	0	78	0	0	0	247	0	5	0	47	0	24	0	76	0	323	0
Stewart	4	0	71	0	49	0	0	0	124	0	1	0	12	0	9	0	22	0	146	0
Sumter	84	1	580	1	349	1	0	0	1013	1	14	1	166	1	92	1	272	1	1285	1
Talbot	8	0	41	0	21	0	0	0	70	0	0	0	3	0	6	0	9	0	79	0
Taliaferro	2	0	7	0	5	0	0	0	14	0	1	0	1	0	0	0	2	0	16	0
Tattnall	25	0	84	0	49	0	0	0	158	0	3	0	11	0	8	0	22	0	180	0
Taylor	10	0	66	0	34	0	0	0	110	0	4	0	10	0	2	0	16	0	126	0
Telfair	18	0	133	0	53	0	0	0	204	0	6	0	42	0	18	0	66	0	270	0
Terrell	18	0	142	0	45	0	0	0	205	0	6	0	39	0	16	0	61	0	266	0
Thomas	105	1	669	1	287	1	0	0	1061	1	19	1	149	1	59	1	227	1	1288	1
Tift	36	0	328	1	160	1	0	0	524	1	5	0	81	0	31	0	117	0	641	1
Toombs	43	0	175	0	95	0	0	0	313	0	13	1	78	0	25	0	116	0	429	0
Towns	9	0	49	0	24	0	0	0	82	0	1	0	23	0	9	0	33	0	115	0

(continued)

Probationer Statistical Profile

Sample: Active & admin probationers, not in facilities  
Act probationers 03/26/2002

Requestor: Nancy Phillips, Statistician

County of conviction by current age & sex (continued)

County	Men						Women						Grand Total %
	age 00-21 %	age 22-39 %	age 40-98 %	age UNKWN %	Men Total %	age 00-21 %	age 22-39 %	age 40-98 %	age UNKWN %	Women Total %			
Treutlen	10 0	80 0	47 0	0 0	137 0	2 0	17 0	12 0	0 0	31 0	168 0		
Troup	109 1	413 1	219 1	0 0	741 1	21 1	179 1	71 1	0 0	271 1	1012 1		
Turner	11 0	90 0	33 0	0 0	134 0	3 0	16 0	9 0	0 0	28 0	162 0		
Twiggs	3 0	67 0	35 0	0 0	105 0	3 0	17 0	8 0	0 0	28 0	133 0		
Union	21 0	77 0	48 0	0 0	146 0	5 0	21 0	18 0	0 0	44 0	190 0		
Upson	47 0	130 0	66 0	0 0	243 0	8 0	43 0	15 0	0 0	66 0	309 0		
Walker	59 1	387 1	202 1	0 0	648 1	14 1	108 1	43 1	0 0	165 1	813 1		
Walton	82 1	634 1	351 1	0 0	1067 1	11 1	142 1	55 1	0 0	208 1	1275 1		
Ware	36 0	257 0	118 0	0 0	411 0	6 0	84 1	32 0	0 0	122 0	533 0		
Warren	12 0	40 0	26 0	0 0	78 0	0 0	3 0	1 0	0 0	4 0	82 0		
Washington	27 0	111 0	58 0	0 0	196 0	3 0	35 0	25 0	0 0	63 0	259 0		
Wayne	31 0	222 0	107 0	0 0	360 0	6 0	49 0	27 0	0 0	82 0	442 0		
Webster	10 0	34 0	28 0	0 0	72 0	1 0	7 0	1 0	0 0	9 0	81 0		
Wheeler	5 0	27 0	26 0	0 0	58 0	1 0	7 0	6 0	0 0	14 0	72 0		
White	19 0	106 0	78 0	0 0	203 0	2 0	32 0	15 0	0 0	49 0	252 0		
Whitfield	114 1	635 1	274 1	0 0	1023 1	32 1	227 1	95 1	0 0	354 1	1377 1		
Wilcox	13 0	55 0	23 0	0 0	91 0	0 0	7 0	2 0	0 0	9 0	100 0		
Wilkes	12 0	72 0	42 0	0 0	126 0	2 0	10 0	10 0	0 0	22 0	148 0		
Wilkinson	16 0	79 0	37 0	0 0	132 0	1 0	24 0	9 0	0 0	34 0	166 0		
Worth	30 0	164 0	85 0	0 0	279 0	4 0	24 0	17 0	0 0	45 0	324 0		
Out of state	222 2	1480 3	596 2	0 0	2298 2	60 3	519 3	179 2	0 0	758 3	3056 3		
Total reported	10240	56704	27886	0	94830	2153	16564	7532	0	26249	121079		
Percent Reported	100.0	100.0	100.0		100.0	100.0	100.0	100.0		100.0	100.0		
Not reported	0	6	5	0	11	0	0	3	0	3	14		
Total	10240	56710	27891	0	94841	2153	16564	7535	0	26252	121093		

Probationer Statistical Profile

Sample: Active & admin probationers, not in facilities  
Act probationers 03/26/2002

Requestor: Nancy Phillips, Statistician

Circuit of conviction by current age & sex

Circuit of conv	Men								Women								Grand Total	%				
	age	%	age	%	age	%	age	%	Men	%	age	%	age	%	Women	%						
	00-21		22-39		40-98		UNKWN		Total		00-21		22-39		40-98		UNKWN					
Alapaha	77	1	605	1	335	1	0	0	1017	1	17	1	154	1	74	1	0	0	245	1	1262	1
Alcovy	150	1	1375	2	791	3	0	0	2316	3	26	1	349	2	159	2	0	0	534	2	2850	2
Atlanta	645	6	4506	8	2133	8	0	0	7284	8	83	4	845	5	481	7	0	0	1409	6	8693	7
Atlantic	135	1	471	1	232	1	0	0	838	1	23	1	122	1	67	1	0	0	212	1	1050	1
Augusta	416	4	1763	3	831	3	0	0	3010	3	113	5	608	4	287	4	0	0	1008	4	4018	3
Blue Ridge	198	2	783	1	381	1	0	0	1362	1	42	2	215	1	123	2	0	0	380	1	1742	1
Brunswick	246	2	1287	2	583	2	0	0	2116	2	30	1	323	2	148	2	0	0	501	2	2617	2
Chattahoochee	335	3	1667	3	835	3	0	0	2837	3	91	4	568	4	270	4	0	0	929	4	3766	3
Cherokee	157	2	1366	2	779	3	0	0	2302	2	34	2	480	3	191	3	0	0	705	3	3007	3
Clayton	277	3	786	1	378	1	0	0	1441	2	106	5	401	2	122	2	0	0	629	2	2070	2
Cobb	742	7	4331	8	2089	8	0	0	7162	8	160	8	1306	8	605	8	0	0	2071	8	9233	8
Conasauga	142	1	761	1	336	1	0	0	1239	1	35	2	270	2	115	2	0	0	420	2	1659	1
Cordele	118	1	572	1	286	1	0	0	976	1	20	1	160	1	64	1	0	0	244	1	1220	1
Coweta	360	4	1468	3	779	3	0	0	2607	3	68	3	539	3	241	3	0	0	848	3	3455	3
Dougherty	324	3	1991	4	996	4	0	0	3311	4	55	3	604	4	261	4	0	0	920	4	4231	4
Dublin	97	1	620	1	299	1	0	0	1016	1	11	1	130	1	64	1	0	0	205	1	1221	1
Eastern	367	4	1451	3	706	3	0	0	2524	3	87	4	610	4	287	4	0	0	984	4	3508	3
Flint	152	2	722	1	282	1	0	0	1156	1	39	2	199	1	86	1	0	0	324	1	1480	1
Griffin	222	2	1036	2	458	2	0	0	1716	2	46	2	363	2	157	2	0	0	566	2	2282	2
Gwinnett	482	5	2739	5	1134	4	0	0	4355	5	93	4	754	5	332	5	0	0	1179	5	5534	5
Houston	137	1	643	1	309	1	0	0	1089	1	36	2	226	1	84	1	0	0	346	1	1435	1
Lookout Mountain	164	2	1034	2	512	2	0	0	1710	2	40	2	311	2	143	2	0	0	494	2	2204	2
Macon	284	3	1848	3	901	3	0	0	3033	3	55	3	587	4	267	4	0	0	909	4	3942	3
Middle	151	2	604	1	317	1	0	0	1072	1	25	1	204	1	80	1	0	0	309	1	1381	1
Mountain	79	1	323	1	208	1	0	0	610	1	21	1	99	1	60	1	0	0	180	1	790	1
Northeastern	127	1	752	1	425	2	0	0	1304	1	37	2	281	2	122	2	0	0	440	2	1744	1
Northern	108	1	808	1	441	2	0	0	1357	1	12	1	175	1	106	1	0	0	293	1	1650	1
Ocmulgee	282	3	1565	3	710	3	0	0	2557	3	46	2	309	2	168	2	0	0	523	2	3080	3
Oconee	108	1	563	1	266	1	0	0	937	1	32	2	179	1	73	1	0	0	284	1	1221	1
Ogeechee	211	2	868	2	342	1	0	0	1421	2	33	2	243	2	101	1	0	0	377	1	1798	2
Pataula	114	1	586	1	248	1	0	0	948	1	20	1	149	1	80	1	0	0	249	1	1197	1
Piedmont	108	1	679	1	456	2	0	0	1243	1	30	1	227	1	108	1	0	0	365	1	1608	1
Rome	104	1	872	2	473	2	0	0	1449	2	30	1	284	2	150	2	0	0	464	2	1913	2
South Georgia	120	1	999	2	489	2	0	0	1608	2	18	1	230	1	102	1	0	0	350	1	1958	2

(continued)



Probationer Statistical Profile

Sample: Active & admin probationers, not in facilities  
Act probationers 03/26/2002

Requestor: Nancy Phillips, Statistician

Circuit of conviction by current age & sex (continued)

Circuit of conv	M e n								W o m e n								Grand Total %
	age 00-21 %	age 22-39 %	age 40-98 %	age UNKWN %	Men Total %	age 00-21 %	age 22-39 %	age 40-98 %	age UNKWN %	Women Total %							
Southern	467 5	2324 4	989 4	0 0	3780 4	88 4	542 3	237 3	0 0	867 3	4647 4						
Southwestern	156 2	1092 2	693 3	0 0	1941 2	24 1	257 2	135 2	0 0	416 2	2357 2						
Stone Mountain	617 6	2608 5	1250 5	0 0	4475 5	155 7	816 5	308 4	0 0	1279 5	5754 5						
Tallapoosa	102 1	795 1	518 2	0 0	1415 2	12 1	164 1	109 1	0 0	285 1	1700 1						
Tifton	89 1	657 1	327 1	0 0	1073 1	14 1	133 1	64 1	0 0	211 1	1284 1						
Toombs	57 1	351 1	177 1	0 0	585 1	5 0	59 0	35 0	0 0	99 0	684 1						
Waycross	128 1	733 1	379 1	0 0	1240 1	12 1	209 1	95 1	0 0	316 1	1556 1						
Western	130 1	650 1	278 1	0 0	1058 1	30 1	185 1	57 1	0 0	272 1	1330 1						
Rockdale	76 1	343 1	146 1	0 0	565 1	22 1	119 1	50 1	0 0	191 1	756 1						
Douglas	202 2	1381 3	802 3	0 0	2385 3	58 3	456 3	234 3	0 0	748 3	3133 3						
Appalachian	75 1	532 1	334 1	0 0	941 1	21 1	209 1	80 1	0 0	310 1	1251 1						
Enotah	58 1	385 1	238 1	0 0	681 1	11 1	128 1	62 1	0 0	201 1	882 1						
Forsyth-Bell	62 1	366 1	192 1	0 0	620 1	9 0	121 1	55 1	0 0	185 1	805 1						
Towaliga	59 1	556 1	219 1	0 0	834 1	18 1	140 1	52 1	0 0	210 1	1044 1						
OUT OF STATE	222 2	1480 3	596 2	0 0	2298 2	60 3	519 3	179 2	0 0	758 3	3056 3						
Total reported	10239	56697	27878	0	94814	2153	16561	7530	0	26244	121058						
Percent Reported	100.0	100.0	100.0		100.0	100.0	100.0	99.9		100.0	100.0						
NOT REPORTED	1	13	13	0	27	0	3	5	0	8	35						
Total	10240	56710	27891	0	94841	2153	16564	7535	0	26252	121093						

Probationer Statistical Profile

Sample: Active & admin probationers, not in facilities  
Act probationers 03/26/2002

Requestor: Nancy Phillips, Statistician

Circuit of supervision by current age & sex

Circuit of supv	M e n								W o m e n								Grand					
	age	%	age	%	age	%	age	%	Men	%	age	%	age	%	age	%	Women	%	Total	%		
Alapaha	77	1	608	1	326	1	0	0	1011	1	15	1	143	1	75	1	0	0	233	1	1244	1
Alcovy	131	1	1214	2	726	3	0	0	2071	2	26	1	330	2	152	2	0	0	508	2	2579	2
Atlanta	799	8	5507	10	2569	9	0	0	8875	9	141	7	1225	7	588	8	0	0	1954	7	10829	9
Atlantic	140	1	504	1	247	1	0	0	891	1	29	1	137	1	67	1	0	0	233	1	1124	1
Augusta	422	4	1880	3	880	3	0	0	3182	3	110	5	622	4	295	4	0	0	1027	4	4209	3
Blue Ridge	176	2	710	1	362	1	0	0	1248	1	37	2	210	1	126	2	0	0	373	1	1621	1
Brunswick	243	2	1319	2	611	2	0	0	2173	2	34	2	354	2	163	2	0	0	551	2	2724	2
Chattahoochee	343	3	1725	3	861	3	0	0	2929	3	96	4	578	3	272	4	0	0	946	4	3875	3
Cherokee	177	2	1393	2	758	3	0	0	2328	2	30	1	444	3	186	2	0	0	660	3	2988	2
Clayton	261	3	939	2	408	1	0	0	1608	2	88	4	399	2	133	2	0	0	620	2	2228	2
Cobb	705	7	4113	7	1904	7	0	0	6722	7	142	7	1170	7	543	7	0	0	1855	7	8577	7
Conasauga	157	2	844	1	379	1	0	0	1380	1	36	2	299	2	124	2	0	0	459	2	1839	2
Cordele	113	1	524	1	276	1	0	0	913	1	17	1	151	1	55	1	0	0	223	1	1136	1
Coweta	367	4	1540	3	826	3	0	0	2733	3	86	4	573	3	251	3	0	0	910	3	3643	3
Dougherty	315	3	1884	3	969	3	0	0	3168	3	59	3	582	4	251	3	0	0	892	3	4060	3
Dublin	94	1	601	1	320	1	0	0	1015	1	13	1	140	1	68	1	0	0	221	1	1236	1
Eastern	389	4	1509	3	724	3	0	0	2622	3	79	4	604	4	280	4	0	0	963	4	3585	3
Flint	145	1	694	1	293	1	0	0	1132	1	32	1	226	1	79	1	0	0	337	1	1469	1
Griffin	210	2	955	2	465	2	0	0	1630	2	49	2	334	2	134	2	0	0	517	2	2147	2
Gwinnett	504	5	2843	5	1170	4	0	0	4517	5	109	5	817	5	351	5	0	0	1277	5	5794	5
Houston	131	1	569	1	286	1	0	0	986	1	31	1	216	1	74	1	0	0	321	1	1307	1
Lookout Mountain	166	2	1059	2	542	2	0	0	1767	2	37	2	323	2	143	2	0	0	503	2	2270	2
Macon	310	3	1938	3	938	3	0	0	3186	3	68	3	609	4	284	4	0	0	961	4	4147	3
Middle	153	2	639	1	345	1	0	0	1137	1	22	1	231	1	80	1	0	0	333	1	1470	1
Mountain	78	1	366	1	225	1	0	0	669	1	20	1	115	1	62	1	0	0	197	1	866	1
Northeastern	145	1	889	2	465	2	0	0	1499	2	42	2	324	2	140	2	0	0	506	2	2005	2
Northern	116	1	755	1	449	2	0	0	1320	1	17	1	200	1	104	1	0	0	321	1	1641	1
Ocmulgee	266	3	1493	3	683	2	0	0	2442	3	41	2	313	2	167	2	0	0	521	2	2963	2
Oconee	102	1	535	1	254	1	0	0	891	1	29	1	161	1	84	1	0	0	274	1	1165	1
Ogeechee	180	2	817	1	340	1	0	0	1337	1	38	2	239	1	109	1	0	0	386	1	1723	1
Pataula	118	1	615	1	260	1	0	0	993	1	21	1	163	1	80	1	0	0	264	1	1257	1
Piedmont	103	1	688	1	455	2	0	0	1246	1	26	1	211	1	107	1	0	0	344	1	1590	1
Rome	104	1	882	2	487	2	0	0	1473	2	31	1	288	2	151	2	0	0	470	2	1943	2
South Georgia	122	1	1034	2	472	2	0	0	1628	2	23	1	236	1	112	1	0	0	371	1	1999	2

(continued)

Probationer Statistical Profile

Sample: Active & admin probationers, not in facilities  
Act probationers 03/26/2002

Requestor: Nancy Phillips, Statistician

Circuit of supervision by current age & sex (continued)

Circuit of supv	M e n								W o m e n								Grand					
	age	age	age	age	Men	Men	age	age	age	age	age	age	Women	Women	Total	%						
	00-21	%	22-39	%	40-98	%	UNKWN	%	00-21	%	22-39	%	40-98	%	UNKWN	%	Total	%				
Southern	463	5	2310	4	1017	4	0	0	3790	4	81	4	572	3	226	3	0	0	879	3	4669	4
Southwestern	150	1	1050	2	649	2	0	0	1849	2	20	1	249	2	140	2	0	0	409	2	2258	2
Stone Mountain	665	7	3027	5	1375	5	0	0	5067	5	169	8	905	5	352	5	0	0	1426	5	6493	5
Tallapoosa	120	1	850	2	561	2	0	0	1531	2	19	1	239	1	126	2	0	0	384	1	1915	2
Tifton	108	1	700	1	324	1	0	0	1132	1	19	1	150	1	77	1	0	0	246	1	1378	1
Toombs	55	1	341	1	167	1	0	0	563	1	6	0	55	0	39	1	0	0	100	0	663	1
Waycross	143	1	761	1	395	1	0	0	1299	1	14	1	220	1	106	1	0	0	340	1	1639	1
Western	138	1	714	1	307	1	0	0	1159	1	26	1	166	1	68	1	0	0	260	1	1419	1
Rockdale	82	1	424	1	180	1	0	0	686	1	22	1	137	1	50	1	0	0	209	1	895	1
Douglas	174	2	1147	2	644	2	0	0	1965	2	38	2	345	2	188	2	0	0	571	2	2536	2
Appalachian	72	1	532	1	334	1	0	0	938	1	20	1	173	1	91	1	0	0	284	1	1222	1
Enotah	50	0	365	1	247	1	0	0	662	1	12	1	131	1	69	1	0	0	212	1	874	1
Forsyth-Bell	52	1	322	1	162	1	0	0	536	1	6	0	106	1	43	1	0	0	155	1	691	1
Towaliga	64	1	523	1	229	1	0	0	816	1	19	1	131	1	60	1	0	0	210	1	1026	1
Total reported	10198		56651		27866		0		94715		2145		16546		7525		0		26216		120931	

Probationer Statistical Profile

Sample: Active & admin probationers, not in facilities  
Act probationers 03/26/2002

Requestor: Nancy Phillips, Statistician

Sentence length in years by current age & sex

Sentence (in years)	M e n				W o m e n				Grand Total %		
	age 00-21 %	age 22-39 %	age 40-98 %	age UNKWN %	Men Total %	age 00-21 %	age 22-39 %	age 40-98 %		age UNKWN %	Women Total %
0-1	39 0	245 0	122 0	0 0	406 0	9 0	69 0	24 0	0 0	102 0	508 0
1.1-2	444 4	1933 3	757 3	0 0	3134 3	131 6	581 4	229 3	0 0	941 4	4075 3
2.1-3	884 9	2990 5	1370 5	0 0	5244 6	269 12	1093 7	391 5	0 0	1753 7	6997 6
3.1-4	1352 13	4916 9	2203 8	0 0	8471 9	434 20	2035 12	752 10	0 0	3221 12	11692 10
4.1-5	1220 12	5854 10	2659 10	0 0	9733 10	236 11	1709 10	688 9	0 0	2633 10	12366 10
5.1-6	3544 35	17026 30	7635 27	0 0	28205 30	718 33	5304 32	2207 29	0 0	8229 31	36434 30
6.1-7	376 4	2774 5	1267 5	0 0	4417 5	74 3	741 4	324 4	0 0	1139 4	5556 5
7.1-8	428 4	3322 6	1487 5	0 0	5237 6	51 2	802 5	333 4	0 0	1186 5	6423 5
8.1-9	307 3	2580 5	1292 5	0 0	4179 4	39 2	634 4	344 5	0 0	1017 4	5196 4
9.1-10	152 1	1368 2	784 3	0 0	2304 2	21 1	327 2	184 2	0 0	532 2	2836 2
10.1-12	1202 12	8679 15	4503 16	0 0	14384 15	146 7	2414 15	1360 18	0 0	3920 15	18304 15
12.1-15	63 1	1461 3	1002 4	0 0	2526 3	8 0	283 2	203 3	0 0	494 2	3020 2
15.1-20	145 1	2004 4	1426 5	0 0	3575 4	7 0	342 2	276 4	0 0	625 2	4200 3
20.1-OVER	84 1	1535 3	1285 5	0 0	2904 3	10 0	230 1	216 3	0 0	456 2	3360 3
INDEFINITE	0 0	0 0	0 0	0 0	0 0	0 0	0 0	0 0	0 0	0 0	0 0
Total reported	10240	56687	27792	0	94719	2153	16564	7531	0	26248	120967
Percent Reported	100.0	100.0	99.6		99.9	100.0	100.0	99.9		100.0	99.9
NOT REPORTED	0	23	99	0	122	0	0	4	0	4	126
Total	10240	56710	27891	0	94841	2153	16564	7535	0	26252	121093
AVERAGE EXCLUDING INDEFINITE	5.49	6.80	7.53	.00	6.87	4.63	6.09	6.96	.00	6.22	6.73

Probationer Statistical Profile

Sample: Active & admin probationers, not in facilities  
Act probationers 03/26/2002

Requestor: Nancy Phillips, Statistician

Time served in years by current age & sex

Time served (in yrs)	M e n					W o m e n					Grand Total %
	age 00-21 %	age 22-39 %	age 40-98 %	age UNKWN %	Men Total %	age 00-21 %	age 22-39 %	age 40-98 %	age UNKWN %	Women Total %	
0-1	5012 49	15649 28	6784 24	0 0	27445 29	1111 52	4918 30	1890 25	0 0	7919 30	35364 29
1.1-2	3174 31	13316 23	5881 21	0 0	22371 24	684 32	4137 25	1672 22	0 0	6493 25	28864 24
2.1-3	1468 14	9647 17	4643 17	0 0	15758 17	263 12	2866 17	1261 17	0 0	4390 17	20148 17
3.1-4	488 5	7096 13	3300 12	0 0	10884 11	86 4	1984 12	907 12	0 0	2977 11	13861 11
4.1-5	82 1	4365 8	1804 6	0 0	6251 7	8 0	1214 7	579 8	0 0	1801 7	8052 7
5.1-6	9 0	2173 4	1070 4	0 0	3252 3	1 0	484 3	306 4	0 0	791 3	4043 3
6.1-7	4 0	1361 2	841 3	0 0	2206 2	0 0	325 2	207 3	0 0	532 2	2738 2
7.1-8	1 0	965 2	645 2	0 0	1611 2	0 0	204 1	161 2	0 0	365 1	1976 2
8.1-9	1 0	650 1	577 2	0 0	1228 1	0 0	144 1	144 2	0 0	288 1	1516 1
9.1-10	1 0	486 1	491 2	0 0	978 1	0 0	123 1	129 2	0 0	252 1	1230 1
10.1-12	0 0	522 1	663 2	0 0	1185 1	0 0	88 1	111 1	0 0	199 1	1384 1
12.1-15	0 0	298 1	581 2	0 0	879 1	0 0	41 0	79 1	0 0	120 0	999 1
15.1-20	0 0	109 0	429 2	0 0	538 1	0 0	21 0	51 1	0 0	72 0	610 1
20.1-OVER	0 0	72 0	181 1	0 0	253 0	0 0	14 0	38 1	0 0	52 0	305 0
Total reported	10240	56709	27890	0	94839	2153	16563	7535	0	26251	121090
Percent Reported	100.0	100.0	100.0		100.0	100.0	100.0	100.0		100.0	100.0
NOT REPORTED	0	1	1	0	2	0	1	0	0	1	3
Total	10240	56710	27891	0	94841	2153	16564	7535	0	26252	121093
AVERAGE TIME SERVED	1.25	2.68	3.61	.00	2.80	1.16	2.40	3.31	.00	2.56	2.75

Probationer Statistical Profile

Sample: Active & admin probationers, not in facilities  
Act probationers 03/26/2002

Requestor: Nancy Phillips, Statistician

Time left to serve by current age & sex

Time left (in years)	M e n					W o m e n					Grand Total %
	age 00-21 %	age 22-39 %	age 40-98 %	age UNKWN %	Men Total %	age 00-21 %	age 22-39 %	age 40-98 %	age UNKWN %	Women Total %	
0-1	980 10	9703 17	4910 18	0 0	15593 16	291 14	3125 19	1426 19	0 0	4842 18	20435 17
1.1-2	1452 14	9615 17	4620 17	0 0	15687 17	417 19	2965 18	1283 17	0 0	4665 18	20352 17
2.1-3	1727 17	8834 16	4336 16	0 0	14897 16	413 19	2739 17	1175 16	0 0	4327 16	19224 16
3.1-4	1789 17	7810 14	3694 13	0 0	13293 14	338 16	2272 14	1021 14	0 0	3631 14	16924 14
4.1-5	1905 19	6829 12	3035 11	0 0	11769 12	396 18	2057 12	875 12	0 0	3328 13	15097 12
5.1-6	359 4	2869 5	1451 5	0 0	4679 5	48 2	741 4	362 5	0 0	1151 4	5830 5
6.1-7	402 4	2678 5	1249 4	0 0	4329 5	56 3	685 4	337 4	0 0	1078 4	5407 4
7.1-8	383 4	2207 4	1111 4	0 0	3701 4	44 2	548 3	272 4	0 0	864 3	4565 4
8.1-9	487 5	1853 3	943 3	0 0	3283 3	49 2	489 3	240 3	0 0	778 3	4061 3
9.1-10	476 5	1651 3	821 3	0 0	2948 3	78 4	496 3	237 3	0 0	811 3	3759 3
10.1-12	51 0	759 1	420 2	0 0	1230 1	3 0	118 1	83 1	0 0	204 1	1434 1
12.1-15	131 1	972 2	556 2	0 0	1659 2	11 1	165 1	96 1	0 0	272 1	1931 2
15.1-20	86 1	577 1	406 1	0 0	1069 1	8 0	103 1	74 1	0 0	185 1	1254 1
20.1-OVER	12 0	294 1	208 1	0 0	514 1	1 0	48 0	44 1	0 0	93 0	607 1
INDEFINITE	0 0	0 0	0 0	0 0	0 0	0 0	0 0	0 0	0 0	0 0	0 0
NONE	0 0	36 0	30 0	0 0	66 0	0 0	13 0	6 0	0 0	19 0	85 0
Total reported	10240	56687	27790	0	94717	2153	16564	7531	0	26248	120965
Percent Reported	100.0	100.0	99.6		99.9	100.0	100.0	99.9		100.0	99.9
NOT REPORTED	0	23	101	0	124	0	0	4	0	4	128
Total	10240	56710	27891	0	94841	2153	16564	7535	0	26252	121093
AVERAGE EXCLUDING INDEFINITE, NONE	4.15	3.89	4.05	.00	3.97	3.41	3.52	3.77	.00	3.59	3.88

Probationer Statistical Profile

Sample: Active & admin probationers, not in facilities  
Act probationers 03/26/2002

Requestor: Nancy Phillips, Statistician

Case type by current age & sex

Case type	Men				Women				Grand Total	%	
	age 00-21	age 22-39	age 40-98	age UNKWN	age 00-21	age 22-39	age 40-98	age UNKWN			
PRESENTENCE	0	0	0	0	0	0	0	0	0	0	
SPLIT SENTENCE	176	2	5593	10	4146	15	0	0	9915	10	
STRAIGHT SENTENCE	9841	96	49586	87	23065	83	0	0	82492	87	
ABANDONMENT&BASTARDY	0	0	24	0	69	0	0	0	93	0	
OUT OF STATE PROB	222	2	1495	3	604	2	0	0	2321	2	
OUT OF STATE A&B	0	0	0	0	1	0	0	0	1	0	
SUSPENDED SENTENCE	1	0	12	0	6	0	0	0	19	0	
Total reported	10240	56710	27891	0	94841	2153	16564	7535	0	26252	121093
Percent Reported	100.0	100.0	100.0		100.0	100.0	100.0	100.0		100.0	100.0
NOT REPORTED	0	0	0	0	0	0	0	0	0	0	0
Total	10240	56710	27891	0	94841	2153	16564	7535	0	26252	121093

Probationer Statistical Profile

Sample: Active & admin probationers, not in facilities  
Act probationers 03/26/2002

Requestor: Nancy Phillips, Statistician

Release type by current age & sex

Release type	M e n					W o m e n					Grand	
	age 00-21	age 22-39	age 40-98	age UNKWN	Men Total	age 00-21	age 22-39	age 40-98	age UNKWN	Women Total	Total	%
TRANSF OUT OF STATE	0 0	0 0	0 0	0 0	0 0	0 0	0 0	0 0	0 0	0 0	0 0	0 0
REVOKED (TECHNICAL)	0 0	0 0	0 0	0 0	0 0	0 0	0 0	0 0	0 0	0 0	0 0	0 0
REVOKED (NEW SENT)	0 0	0 0	0 0	0 0	0 0	0 0	0 0	0 0	0 0	0 0	0 0	0 0
REVOKED (NEW CRIME)	0 0	0 0	0 0	0 0	0 0	0 0	0 0	0 0	0 0	0 0	0 0	0 0
ABSCONDED (TOLLED)	0 0	0 0	0 0	0 0	0 0	0 0	0 0	0 0	0 0	0 0	0 0	0 0
ABSCONDED (NON-TOLL)	0 0	0 0	0 0	0 0	0 0	0 0	0 0	0 0	0 0	0 0	0 0	0 0
TERMINATED BY COURT	0 0	0 0	0 0	0 0	0 0	0 0	0 0	0 0	0 0	0 0	0 0	0 0
OUT OF STATE TERM	0 0	0 0	0 0	0 0	0 0	0 0	0 0	0 0	0 0	0 0	0 0	0 0
DEATH	0 0	0 0	0 0	0 0	0 0	0 0	0 0	0 0	0 0	0 0	0 0	0 0
FINAN OBLIG COMPLETE	0 0	0 0	0 0	0 0	0 0	0 0	0 0	0 0	0 0	0 0	0 0	0 0
OTHER	0 0	0 0	0 0	0 0	0 0	0 0	0 0	0 0	0 0	0 0	0 0	0 0
NORMAL RELEASE	0 0	0 0	0 0	0 0	0 0	0 0	0 0	0 0	0 0	0 0	0 0	0 0
A & B SPECIAL TERM	0 0	0 0	0 0	0 0	0 0	0 0	0 0	0 0	0 0	0 0	0 0	0 0
INDEP JURISDICTION	0 0	0 0	0 0	0 0	0 0	0 0	0 0	0 0	0 0	0 0	0 0	0 0
ACTIVE	10240100	56710100	27891100	0 0	94841100	2153100	16564100	7535100	0 0	26252100	121093100	
Total reported	10240	56710	27891	0	94841	2153	16564	7535	0	26252	121093	
Percent Reported	100.0	100.0	100.0		100.0	100.0	100.0	100.0		100.0	100.0	
NOT REPORTED	0	0	0	0	0	0	0	0	0	0	0	
Total	10240	56710	27891	0	94841	2153	16564	7535	0	26252	121093	



Probationer Statistical Profile

Sample: Active & admin probationers, not in facilities  
Act probationers 03/26/2002

Requestor: Nancy Phillips, Statistician

First offender status by current age & sex

1stOffndr	M e n				W o m e n				Grand Total %		
	age 00-21 %	age 22-39 %	age 40-98 %	age UNKWN %	Men Total %	age 00-21 %	age 22-39 %	age 40-98 %		age UNKWN %	Women Total %
FIRST OFFNDR STATUS	5209 51	15019 26	4490 16	0 0	24718 26	1448 67	6671 40	2263 30	0 0	10382 40	35100 29
NO FIRST OFFNDR STAT	5031 49	41691 74	23401 84	0 0	70123 74	705 33	9893 60	5272 70	0 0	15870 60	85993 71
Total reported	10240	56710	27891	0	94841	2153	16564	7535	0	26252	121093
Percent Reported	100.0	100.0	100.0		100.0	100.0	100.0	100.0		100.0	100.0
NOT REPORTED	0	0	0	0	0	0	0	0	0	0	0
Total	10240	56710	27891	0	94841	2153	16564	7535	0	26252	121093

Probationer Statistical Profile

Sample: Active & admin probationers, not in facilities  
Act probationers 03/26/2002

Requestor: Nancy Phillips, Statistician

Type probationer by current age & sex

Type probationer	M e n					W o m e n					Grand Total %
	age 00-21 %	age 22-39 %	age 40-98 %	age UNKWN %	Men Total %	age 00-21 %	age 22-39 %	age 40-98 %	age UNKWN %	Women Total %	
MISDEMEANANT	227 2	1201 2	603 2	0 0	2031 2	49 2	376 2	190 3	0 0	615 2	2646 2
FELON	10012 98	55473 98	27212 98	0 0	92697 98	2102 98	16186 98	7343 97	0 0	25631 98	118328 98
ABANDONMENT&BASTARDY	0 0	24 0	70 0	0 0	94 0	0 0	1 0	1 0	0 0	2 0	96 0
SUSPENDED SENTENCE	1 0	12 0	6 0	0 0	19 0	2 0	1 0	1 0	0 0	4 0	23 0
Total reported	10240	56710	27891	0	94841	2153	16564	7535	0	26252	121093
Percent Reported	100.0	100.0	100.0		100.0	100.0	100.0	100.0		100.0	100.0
NOT REPORTED	0	0	0	0	0	0	0	0	0	0	0
Total	10240	56710	27891	0	94841	2153	16564	7535	0	26252	121093

Probationer Statistical Profile

Sample: Active & admin probationers, not in facilities  
Act probationers 03/26/2002

Requestor: Nancy Phillips, Statistician

Most serious crime by group by current age & sex

Crime group	Men				Women				Grand Total	%
	age 00-21	age 22-39	age 40-98	age UNKWN	age 00-21	age 22-39	age 40-98	age UNKWN		
HOMICIDE	19 0	331 1	243 1	0 0	8 0	105 1	80 1	0 0	193 1	786 1
ABORTION	0 0	5 0	1 0	0 0	0 0	1 0	0 0	0 0	1 0	7 0
BODILY INJRY&REL OFF	652 6	5625 10	3494 13	0 0	162 8	1040 6	509 7	0 0	1711 7	11482 9
ARSON & REL OFF	44 0	324 1	197 1	0 0	8 0	102 1	66 1	0 0	176 1	741 1
DAMAGE OF PROPERTY	223 2	674 1	239 1	0 0	51 2	156 1	50 1	0 0	257 1	1393 1
BURGLARY & REL OFF	1614 16	5845 10	1610 6	0 0	121 6	598 4	151 2	0 0	870 3	9939 8
FORGERY & REL OFF	565 6	4156 7	1868 7	0 0	506 24	3968 24	1400 19	0 0	5874 22	12463 10
THEFT	2249 22	7843 14	3247 12	0 0	646 30	3742 23	1442 19	0 0	5830 22	19169 16
ROBBERY	339 3	1781 3	518 2	0 0	39 2	171 1	57 1	0 0	267 1	2905 2
SEXUAL OFFENSES	490 5	2270 4	2141 8	0 0	17 1	93 1	47 1	0 0	157 1	5058 4
OBSCENITY CRIMES	0 0	3 0	7 0	0 0	0 0	0 0	1 0	0 0	1 0	11 0
TREASON & REL OFF	6 0	39 0	15 0	0 0	3 0	17 0	4 0	0 0	24 0	84 0
CRIMES INVOLVNG GOVT	198 2	1377 2	520 2	0 0	49 2	424 3	235 3	0 0	708 3	2803 2
FALSIFICATIONS	22 0	173 0	87 0	0 0	13 1	110 1	35 0	0 0	158 1	440 0
OBSTRUCT LAW ENFORCE	31 0	218 0	88 0	0 0	6 0	79 0	34 0	0 0	119 0	456 0
DISORDERLY CONDUCT	62 1	188 0	72 0	0 0	6 0	25 0	12 0	0 0	43 0	365 0
GAMBLING & REL OFF	4 0	48 0	22 0	0 0	2 0	19 0	10 0	0 0	31 0	105 0
CRUELTY TO CHILDREN	28 0	575 1	344 1	0 0	21 1	428 3	137 2	0 0	586 2	1533 1
CRIMES WITH GUNS	180 2	809 1	633 2	0 0	19 1	41 0	33 0	0 0	93 0	1715 1
INVASION PRIVACY	6 0	94 0	45 0	0 0	0 0	1 0	2 0	0 0	3 0	148 0
RACKETEERING	0 0	5 0	18 0	0 0	0 0	4 0	9 0	0 0	13 0	36 0
DRUG ABUSE OFFENSES	3129 31	20508 36	9277 33	0 0	392 18	4618 28	2685 36	0 0	7695 29	40609 34
DRUG TRAFFICKING	27 0	369 1	279 1	0 0	8 0	90 1	78 1	0 0	176 1	851 1
AUTO CRIMES	15 0	1703 3	1993 7	0 0	0 0	150 1	170 2	0 0	320 1	4031 3
REVENUE & CONTRABAND	1 0	5 0	5 0	0 0	0 0	4 0	3 0	0 0	7 0	18 0
CRIMES OF OTH STATES	32 0	201 0	87 0	0 0	12 1	85 1	30 0	0 0	127 0	447 0
MISC. FELONIES	71 1	308 1	163 1	0 0	14 1	109 1	62 1	0 0	185 1	727 1
MISDEMEANORS	227 2	1217 2	666 2	0 0	50 2	378 2	191 3	0 0	619 2	2729 2
Total reported	10234	56694	27879	0	2153	16558	7533	0	26244	121051
Percent Reported	99.9	100.0	100.0		100.0	100.0	100.0		100.0	100.0
NOT REPORTED	6	16	12	0	0	6	2	0	8	42
Total	10240	56710	27891	0	2153	16564	7535	0	26252	121093

Probationer Statistical Profile

Sample: Active & admin probationers, not in facilities  
Act probationers 03/26/2002

Requestor: Nancy Phillips, Statistician

Most serious offense by current age & sex

Most serious offense	Men					Women					Grand Total %
	age 00-21 %	age 22-39 %	age 40-98 %	age UNKWN %	Men Total %	age 00-21 %	age 22-39 %	age 40-98 %	age UNKWN %	Women Total %	
Misdemeanors											
abandonment	0 0	15 0	61 0	0 0	76 0	0 0	1 0	1 0	0 0	2 0	78 0
non-support	0 0	1 0	0 0	0 0	1 0	0 0	0 0	0 0	0 0	0 0	1 0
stalking	1 0	7 0	7 0	0 0	15 0	0 0	2 0	1 0	0 0	3 0	18 0
assault & battery	2 0	14 0	7 0	0 0	23 0	0 0	3 0	2 0	0 0	5 0	28 0
atmpt murder	0 0	2 0	0 0	0 0	2 0	0 0	0 0	0 0	0 0	0 0	2 0
aggravated assault	5 0	23 0	21 0	0 0	49 0	1 0	9 0	4 0	0 0	14 0	63 0
simple assault	5 0	35 0	39 0	0 0	79 0	3 0	7 0	4 0	0 0	14 0	93 0
simple battery	19 0	175 0	76 0	0 0	270 0	9 0	26 0	9 0	0 0	44 0	314 0
stabbing another	0 0	0 0	1 0	0 0	1 0	0 0	0 0	0 0	0 0	0 0	1 0
shooting at another	0 0	1 0	1 0	0 0	2 0	0 0	1 0	0 0	0 0	1 0	3 0
wife beating	0 0	1 0	0 0	0 0	1 0	0 0	0 0	0 0	0 0	0 0	1 0
concealing a death	0 0	1 0	0 0	0 0	1 0	0 0	0 0	0 0	0 0	0 0	1 0
leave scene had inju	0 0	1 0	1 0	0 0	2 0	0 0	0 0	0 0	0 0	0 0	2 0
crmnl intfer govt pr	0 0	3 0	0 0	0 0	3 0	0 0	0 0	0 0	0 0	0 0	3 0
reckless conduct	7 0	16 0	8 0	0 0	31 0	0 0	8 0	0 0	0 0	8 0	39 0
disorderly conduct	0 0	4 0	2 0	0 0	6 0	0 0	0 0	0 0	0 0	0 0	6 0
motor vehicle abando	0 0	1 0	1 0	0 0	2 0	0 0	0 0	0 0	0 0	0 0	2 0
larceny	0 0	3 0	2 0	0 0	5 0	0 0	3 0	0 0	0 0	3 0	8 0
receiving stolen goo	5 0	13 0	4 0	0 0	22 0	1 0	5 0	0 0	0 0	6 0	28 0
theft by taking	19 0	74 0	25 0	0 0	118 0	9 0	37 0	14 0	0 0	60 0	178 0
robbery	2 0	9 0	1 0	0 0	12 0	0 0	4 0	0 0	0 0	4 0	16 0
burglary	1 0	24 0	6 0	0 0	31 0	1 0	2 0	0 0	0 0	3 0	34 0
car breaking	0 0	1 0	1 0	0 0	2 0	0 0	0 0	0 0	0 0	0 0	2 0
alter id	1 0	1 0	0 0	0 0	2 0	0 0	0 0	0 0	0 0	0 0	2 0
bad checks	2 0	40 0	25 0	0 0	67 0	1 0	64 0	31 0	0 0	96 0	163 0
fraudulent checks	0 0	1 0	3 0	0 0	4 0	1 0	5 0	0 0	0 0	6 0	10 0
forgery	2 0	12 0	0 0	0 0	14 0	2 0	13 0	1 0	0 0	16 0	30 0
worthless checks	0 0	0 0	2 0	0 0	2 0	0 0	3 0	7 0	0 0	10 0	12 0
s/d of narcotics	2 0	7 0	1 0	0 0	10 0	0 0	0 0	0 0	0 0	0 0	10 0
public drunkenness	1 0	2 0	1 0	0 0	4 0	0 0	1 0	1 0	0 0	2 0	6 0
s/d dep,stim,cntrf d	0 0	3 0	0 0	0 0	3 0	0 0	0 0	0 0	0 0	0 0	3 0
s/d of marijuana	0 0	6 0	3 0	0 0	9 0	0 0	0 0	0 0	0 0	0 0	9 0
poss of narcotics	1 0	3 0	0 0	0 0	4 0	0 0	1 0	1 0	0 0	2 0	6 0

(continued)

Probationer Statistical Profile

Sample: Active & admin probationers, not in facilities  
Act probationers 03/26/2002

Requestor: Nancy Phillips, Statistician

Most serious offense by current age & sex (continued)

Most serious offense	Men					Women					Grand Total	%
	age 00-21	age 22-39	age 40-98	age UNKWN	Men Total	age 00-21	age 22-39	age 40-98	age UNKWN	Women Total		
poss dep,stim,cntrf	0	2	0	0	2	0	0	0	0	0	2	0
poss of lsd	0	1	0	0	1	0	0	0	0	0	1	0
poss of marijuana	12	44	11	0	67	0	8	1	0	9	76	0
viol motor veh law	9	69	25	0	103	2	18	8	0	28	131	0
dui	15	215	142	1	372	4	38	28	0	70	442	0
obstr of law enf off	21	90	34	0	145	1	8	10	0	19	164	0
impersonating anothe	2	8	2	0	12	0	6	0	0	6	18	0
crmnl trespassing	16	28	15	0	59	2	7	3	0	12	71	0
illegal attm to obt	0	1	1	0	2	0	0	1	0	1	3	0
crmnl damage	8	5	3	0	16	0	3	2	0	5	21	0
terroristic threats	2	3	4	0	9	0	0	2	0	2	11	0
viol ga cntrl subst	18	66	21	0	105	2	17	10	0	29	134	0
prostitution	0	0	0	0	0	0	1	1	0	2	2	0
public indecency	0	6	6	0	12	0	1	0	0	1	13	0
peeping tom	1	2	0	0	3	0	0	0	0	0	3	0
molesting a minor	0	0	3	0	3	0	0	0	0	0	3	0
atmpt rape	0	1	0	0	1	0	0	0	0	0	1	0
sexual battery	5	5	8	0	18	0	2	0	0	2	20	0
escape	1	8	0	0	9	0	0	1	0	1	10	0
cpwl & concealed wea	2	15	4	0	21	0	2	0	0	2	23	0
shoplifting	6	5	5	0	16	6	24	8	0	38	54	0
pointing gun at anot	2	4	3	0	9	0	0	0	0	0	9	0
deadly weapons in pu	0	0	0	0	0	0	1	0	0	1	1	0
crmnl attempt	1	1	1	0	3	0	0	1	0	1	4	0
other misdemeanor	8	56	30	0	94	0	14	16	0	30	124	0
riot	1	0	0	0	1	0	0	0	0	0	1	0
inciting to riot	1	0	0	0	1	0	0	0	0	0	1	0
fighting in public p	2	0	1	0	3	0	0	1	0	1	4	0
lottery violation	0	0	0	0	0	0	1	0	0	1	1	0
off agnst pub hlth/m	0	3	6	0	9	0	0	0	0	0	9	0
gambling & related o	0	0	1	0	1	0	0	0	0	0	1	0
involuntary manslaug	0	0	1	0	1	0	0	1	0	1	2	0
interference with cu	2	1	3	0	6	0	0	0	0	0	6	0
theft by deception <	0	2	2	0	4	1	4	2	0	7	11	0
theft/lost/property<	0	3	0	0	3	0	0	0	0	0	3	0

(continued)

Probationer Statistical Profile

Sample: Active & admin probationers, not in facilities  
Act probationers 03/26/2002

Requestor: Nancy Phillips, Statistician

Most serious offense by current age & sex (continued)

Most serious offense	Men						Women						Grand Total	%
	age 00-21	age 22-39	age 40-98	age UNKWN	Men Total	Men %	age 00-21	age 22-39	age 40-98	age UNKWN	Women Total	Women %		
theft of services <	0 0	2 0	1 0	0 0	3 0	0 0	1 0	0 0	0 0	0 0	1 0	4 0		
theft by conversion	0 0	4 0	2 0	0 0	6 0	0 0	2 0	2 0	0 0	4 0	10 0			
theft motor vehicle,	1 0	5 0	0 0	0 0	6 0	0 0	0 0	0 0	0 0	0 0	6 0			
conversn paymnt real	0 0	1 0	0 0	0 0	1 0	0 0	0 0	0 0	0 0	0 0	1 0			
entrng mot veh crim	0 0	8 0	0 0	0 0	8 0	0 0	1 0	2 0	0 0	3 0	11 0			
viol forgery&fraud p	1 0	0 0	1 0	0 0	2 0	0 0	1 0	0 0	0 0	1 0	3 0			
tpos/use drug rel ob	0 0	0 0	1 0	0 0	1 0	0 0	1 0	1 0	0 0	2 0	3 0			
obtn/attmpt drugs il	0 0	1 0	2 0	0 0	3 0	0 0	2 0	3 0	0 0	5 0	8 0			
viol dangerous drugs	0 0	1 0	0 0	0 0	1 0	0 0	0 0	0 0	0 0	0 0	1 0			
mfg/dist imitate con	0 0	4 0	0 0	0 0	4 0	0 0	1 0	0 0	0 0	1 0	5 0			
misc abuse govt offi	1 0	0 0	0 0	0 0	1 0	0 0	1 0	1 0	0 0	2 0	3 0			
misc escape & other	0 0	1 0	0 0	0 0	1 0	0 0	0 0	0 0	0 0	0 0	1 0			
misc offns relt jud	0 0	0 0	1 0	0 0	1 0	0 0	0 0	0 0	0 0	0 0	1 0			
misc obstruction off	1 0	0 0	1 0	0 0	2 0	0 0	0 0	0 0	0 0	0 0	2 0			
misc crim trsps/crim	0 0	1 0	0 0	0 0	1 0	0 0	0 0	0 0	0 0	0 0	1 0			
misc sexual offenses	1 0	3 0	2 0	0 0	6 0	0 0	0 0	0 0	0 0	0 0	6 0			
pandering	0 0	0 0	1 0	0 0	1 0	0 0	0 0	0 0	0 0	0 0	1 0			
providing sex mat mi	0 0	1 0	0 0	0 0	1 0	0 0	0 0	0 0	0 0	0 0	1 0			
exhibit sex shows mi	0 0	0 0	1 0	0 0	1 0	0 0	0 0	0 0	0 0	0 0	1 0			
dng instrmntalties &	0 0	1 0	1 0	0 0	2 0	0 0	0 0	0 0	0 0	0 0	2 0			
viol alcoh bev regs	1 0	0 0	2 0	0 0	3 0	0 0	0 0	0 0	0 0	0 0	3 0			
furnish liquor to mi	1 0	0 0	1 0	0 0	2 0	0 0	0 0	0 0	0 0	0 0	2 0			
poss alc bev by juve	3 0	1 0	1 0	0 0	5 0	0 0	0 0	0 0	0 0	0 0	5 0			
veh homicide tit 40	0 0	1 0	2 0	0 0	3 0	0 0	0 0	0 0	0 0	0 0	3 0			
viol motor veh licen	0 0	0 0	0 0	0 0	0 0	1 0	0 0	0 0	0 0	1 0	1 0			
conspiracy commit mis	0 0	1 0	0 0	0 0	1 0	0 0	0 0	0 0	0 0	0 0	1 0			
misc misdemeanor	5 0	33 0	12 0	0 0	50 0	3 0	16 0	9 0	0 0	28 0	78 0			
misc invasion of pri	0 0	1 0	0 0	0 0	1 0	0 0	0 0	0 0	0 0	0 0	1 0			
viol othr states law	2 0	4 0	3 0	0 0	9 0	0 0	2 0	1 0	0 0	3 0	12 0			

(continued)

Probationer Statistical Profile

Sample: Active & admin probationers, not in facilities  
Act probationers 03/26/2002

Requestor: Nancy Phillips, Statistician

Most serious offense by current age & sex (continued)

Most serious offense	Men					Women					Grand Total	%
	age 00-21 %	age 22-39 %	age 40-98 %	age UNKWN %	Men Total %	age 00-21 %	age 22-39 %	age 40-98 %	age UNKWN %	Women Total %		
-----												
FELONIES	-----											
MISC HOMICIDE OFFENS	0 0	6 0	1 0	0 0	7 0	1 0	0 0	0 0	0 0	1 0	8 0	
MURDER	1 0	5 0	6 0	0 0	12 0	1 0	6 0	1 0	0 0	8 0	20 0	
VOLUNTARY MANSLAUGHT	3 0	80 0	94 0	0 0	177 0	0 0	35 0	40 1	0 0	75 0	252 0	
INVOLUNTARY MANSLAUG	6 0	43 0	28 0	0 0	77 0	3 0	22 0	8 0	0 0	33 0	110 0	
FETICIDE	0 0	1 0	0 0	0 0	1 0	0 0	1 0	0 0	0 0	1 0	2 0	
VEHICULAR HOMICIDE	6 0	181 0	102 0	0 0	289 0	3 0	40 0	22 0	0 0	65 0	354 0	
HOMICIDE BY PILOT,DU	0 0	2 0	1 0	0 0	3 0	0 0	0 0	1 0	0 0	1 0	4 0	
CONCEAL DEATH OF ANO	1 0	2 0	0 0	0 0	3 0	0 0	0 0	0 0	0 0	0 0	3 0	
ATMPT MURDER	2 0	11 0	11 0	0 0	24 0	0 0	1 0	8 0	0 0	9 0	33 0	
MISC ABORTION	0 0	1 0	0 0	0 0	1 0	0 0	0 0	0 0	0 0	0 0	1 0	
CRMNL ABORTION	0 0	4 0	1 0	0 0	5 0	0 0	1 0	0 0	0 0	1 0	6 0	
MISC ASSAULT/BATTERY	3 0	79 0	32 0	0 0	114 0	0 0	4 0	7 0	0 0	11 0	125 0	
FAMILY VIOLENCE BATT	1 0	3 0	0 0	0 0	4 0	0 0	1 0	0 0	0 0	1 0	5 0	
AGGRAV ASSAULT	413 4	3488 6	2181 8	0 0	6082 6	119 6	821 5	404 5	0 0	1344 5	7426 6	
ATMPT AGGRAV ASSAULT	1 0	21 0	17 0	0 0	39 0	2 0	9 0	1 0	0 0	12 0	51 0	
AGGRAV BATTERY	41 0	421 1	231 1	0 0	693 1	8 0	41 0	21 0	0 0	70 0	763 1	
TERRORIST THREATS &	139 1	729 1	499 2	0 0	1367 1	23 1	91 1	39 1	0 0	153 1	1520 1	
FALSE IMPRISONMENT	15 0	207 0	81 0	0 0	303 0	2 0	10 0	3 0	0 0	15 0	318 0	
FALSE IMPRIS COLOR L	0 0	0 0	2 0	0 0	2 0	0 0	1 0	0 0	0 0	1 0	3 0	
KIDNAPPING	2 0	96 0	40 0	0 0	138 0	0 0	1 0	1 0	0 0	2 0	140 0	
INTERFERENCE WITH CU	4 0	16 0	10 0	0 0	30 0	2 0	9 0	5 0	0 0	16 0	46 0	
AGGRAV ASSAULT POLCE	9 0	111 0	90 0	0 0	210 0	1 0	14 0	11 0	0 0	26 0	236 0	
AGGRAV BATTERY PEACE	2 0	6 0	1 0	0 0	9 0	0 0	1 0	0 0	0 0	1 0	10 0	
SIMPLE BATTERY	3 0	31 0	19 0	0 0	53 0	0 0	3 0	0 0	0 0	3 0	56 0	
RECK COND	0 0	9 0	1 0	0 0	10 0	0 0	6 0	0 0	0 0	6 0	16 0	
INJURY BY VEHICLE	0 0	2 0	0 0	0 0	2 0	0 0	0 0	0 0	0 0	0 0	2 0	
STALKING	1 0	14 0	19 0	0 0	34 0	0 0	1 0	0 0	0 0	1 0	35 0	
AGGRAV STALKING	18 0	390 1	266 1	0 0	674 1	5 0	27 0	17 0	0 0	49 0	723 1	
ATMPT KIDNAP	0 0	2 0	5 0	0 0	7 0	0 0	0 0	0 0	0 0	0 0	7 0	
ARSON MISC	2 0	14 0	9 0	0 0	25 0	0 0	3 0	5 0	0 0	8 0	33 0	
ARSON 1ST DEGREE	28 0	230 0	157 1	0 0	415 0	7 0	70 0	51 1	0 0	128 0	543 0	

(continued)

Probationer Statistical Profile

Sample: Active & admin probationers, not in facilities  
Act probationers 03/26/2002

Requestor: Nancy Phillips, Statistician

Most serious offense by current age & sex (continued)

Most serious offense	Men						Women						Grand Total	%
	age 00-21	age 22-39	age 40-98	age UNKWN	Men Total	Men %	age 00-21	age 22-39	age 40-98	age UNKWN	Women Total	Women %		
ARSON 2ND DEGREE	9	56	25	0	90	0	0	18	8	0	26	116		
ARSON 3RD DEGREE	3	15	3	0	21	1	8	1	0	10	31			
CRMNL POSS EXPLOSIVE	1	6	3	0	10	0	3	1	0	4	14			
CRMNL POSS INCENDIAR	1	3	0	0	4	0	0	0	0	0	4			
MISC CRIMINAL DAMAGE	6	15	6	0	27	1	3	0	0	4	31			
CRMNL DAMAGE 1ST DEG	44	175	64	0	283	6	32	9	0	47	330			
CRMNL DAMAGE 2ND DEG	144	419	149	0	712	44	114	35	0	193	905			
DAMAGE,DESTROY SECR	4	20	6	0	30	0	3	4	0	7	37			
VANDALISM TO CHURCH	3	7	0	0	10	0	1	1	0	2	12			
ALTER ID	22	38	14	0	74	0	3	1	0	4	78			
BURGLARY	1525	5678	1556	0	8759	114	584	147	0	845	9604			
POSS BURGLAR TOOLS	57	91	30	0	178	2	11	1	0	14	192			
ATMPT BURGLARY	32	76	24	0	132	5	3	3	0	11	143			
MISC FORGERY	3	18	5	0	26	6	16	5	0	27	53			
FORGERY 1ST DEGREE	404	3188	1459	0	5051	336	3002	1118	0	4456	9507			
FORGERY 2ND DEGREE	28	176	42	0	246	14	77	20	0	111	357			
BAD CHECKS	7	164	154	0	325	10	176	84	0	270	595			
ILLEGAL USE-CREDIT C	4	12	3	0	19	2	13	1	0	16	35			
THEFT CREDIT CARD	29	85	23	0	137	20	81	16	0	117	254			
FORGERY CREDIT CARD	9	34	5	0	48	12	44	3	0	59	107			
FRAUDULENT CREDIT CA	72	304	63	0	439	90	386	71	0	547	986			
CRMNL POSS CREDIT CA	2	4	1	0	7	0	1	0	0	1	8			
RECV GDS,SRVS FRAUD	0	16	8	0	24	1	23	19	0	43	67			
TELECOMMUNICATIONS F	1	18	8	0	27	0	8	2	0	10	37			
ATMPT FORGERY	0	3	1	0	4	1	1	4	0	6	10			
FAILR PAY NATRL PRD/	0	1	3	0	4	0	0	1	0	1	5			
FRAUDULENT ACCESS CO	3	31	6	0	40	5	39	2	0	46	86			
MISC FRAUD	3	102	87	0	192	9	101	54	0	164	356			
THEFT BY TAKING	743	3379	1529	0	5651	262	1886	789	0	2937	8588			
THEFT BY DECEPTION	9	205	190	0	404	15	140	67	0	222	626			
THEFT BY EXTORTION	1	11	3	0	15	1	4	4	0	9	24			
THEFT OF LOST PROPER	3	16	8	0	27	0	9	1	0	10	37			
THEFT BY REC STOLEN	691	2082	586	0	3359	49	281	72	0	402	3761			
THEFT OF SERVICES	3	37	25	0	65	1	26	13	0	40	105			
THEFT BY CONVERSION	9	222	208	0	439	6	130	71	0	207	646			

(continued)



Probationer Statistical Profile

Sample: Active & admin probationers, not in facilities  
Act probationers 03/26/2002

Requestor: Nancy Phillips, Statistician

Most serious offense by current age & sex (continued)

Most serious offense	Men						Women						Grand Total	%
	age 00-21	age 22-39	age 40-98	age UNKWN	Men Total	Men %	age 00-21	age 22-39	age 40-98	age UNKWN	Women Total	Women %		
THEFT OF TRADE SECRE	0	2	2	0	4	0	0	1	0	0	0	1	5	
CONVSN PAYMNTS REAL	0	7	16	0	23	0	0	0	0	0	0	0	23	
THEFT OF MOTOR VEH,	152	487	153	0	792	17	56	16	0	89	0	881		
THEFT OF LEASED PERS	0	1	2	0	3	0	5	0	0	5	0	8		
THEFT BRING PROP IN	18	59	15	0	92	3	7	2	0	12	0	104		
THEFT RECV PROP OUT	4	18	1	0	23	1	2	1	0	4	0	27		
LIVESTOCK THEFT	2	8	3	0	13	0	3	0	0	3	0	16		
THEFT BY SHOPLIFTING	159	682	399	0	1240	273	1146	401	5	1820	7	3060		
ENTERING VEHICLE	455	626	107	0	1188	18	46	4	0	68	0	1256		
STEAL ALTER PUBLIC D	0	1	0	0	1	0	0	1	0	1	0	2		
ROBBERY	278	1220	305	0	1803	33	128	44	1	205	1	2008		
ARMED ROBBERY	32	435	183	0	650	3	36	11	0	50	0	700		
ROBBERY BY FORCE	1	3	0	0	4	0	0	0	0	0	0	4		
HIJACKING MOTOR VEHI	1	4	0	0	5	1	0	0	0	1	0	6		
ATMPT ROBBERY	18	67	23	0	108	1	4	2	0	7	0	115		
ATMPT ARMED ROBBERY	9	52	7	0	68	1	3	0	0	4	0	72		
MISC SEXUAL	2	32	30	0	64	1	2	0	0	3	0	67		
RAPE	10	142	101	0	253	0	0	0	0	0	0	253		
SODOMY	8	35	47	0	90	2	0	1	0	3	0	93		
AGGRAV SODOMY	4	40	83	0	127	0	0	1	0	1	0	128		
SEDUCTION	0	1	1	0	2	0	0	1	0	1	0	3		
INCEST	4	21	86	0	111	0	3	7	0	10	0	121		
BIGAMY	0	5	6	0	11	0	2	0	0	2	0	13		
MARRY A BIGAMIST	0	0	0	0	0	0	1	0	0	1	0	1		
AGGRAV SEXUAL BATTER	1	24	25	0	50	0	1	0	0	1	0	51		
PANDERING BY COMPULS	0	2	1	0	3	0	0	0	0	0	0	3		
STATUTORY RAPE	271	763	67	0	1101	5	21	3	0	29	0	1130		
CHILD MOLESTATION	155	943	1399	5	2497	6	45	26	0	77	0	2574		
ENTICING CHILD-INDEC	20	97	97	0	214	1	11	4	0	16	0	230		
AGGRAV CHILD MOLESTA	11	105	168	1	284	1	3	2	0	6	0	290		
NECROPHILIA	0	0	0	0	0	0	0	1	0	1	0	1		
SEXL/ASLT/AGN/PERS/	1	22	9	0	32	0	4	1	0	5	0	37		
SEXUAL ASLT BY THERA	0	1	0	0	1	0	0	0	0	0	0	1		
SOLICIT SODOMY FROM	0	3	5	0	8	0	0	0	0	0	0	8		
ATMPT RAPE	2	31	13	0	46	1	0	0	0	1	0	47		

(continued)

Probationer Statistical Profile

Sample: Active & admin probationers, not in facilities  
Act probationers 03/26/2002

Requestor: Nancy Phillips, Statistician

Most serious offense by current age & sex (continued)

Most serious offense	Men					Women					Grand Total	%
	age 00-21	age 22-39	age 40-98	age UNKWN	Men Total	age 00-21	age 22-39	age 40-98	age UNKWN	Women Total		
ATMPT SODOMY	0	0	2	0	2	0	0	0	0	0	2	0
ATMPT AGGRAV SODOMY	1	0	1	0	5	0	0	0	0	0	5	0
MISC OBSCENITY	0	0	3	0	4	0	0	0	0	0	4	0
DISTRIBUTING OBSCENE	0	0	2	0	3	0	0	1	0	1	4	0
DISTR MAT DEPICT NUD	0	0	2	0	3	0	0	0	0	0	3	0
MISC PUBLIC ORDER	0	0	1	0	8	0	0	1	0	1	9	0
TREASON	0	0	0	0	0	0	1	0	0	1	1	0
INCITING TO INSURREC	1	0	0	0	2	0	1	0	0	1	3	0
ADVOC OVERTHROW OF G	0	0	1	0	1	0	0	0	0	0	1	0
FALSE SWEARNG WRITTN	5	0	13	0	49	3	15	3	0	21	70	0
ABUSE OF GOVT OFFICE	0	0	1	0	1	0	0	0	0	0	1	0
BRIBERY GOVT OFFICER	1	0	12	0	24	0	5	1	0	6	30	0
VIOL OATH PUBLIC OFF	0	0	0	0	4	0	1	1	0	2	6	0
INFLUENCE LEGISLATIV	0	0	1	0	1	0	0	0	0	0	1	0
INFLUENCE GOVT OFFIC	0	0	0	0	1	0	0	0	0	0	1	0
DEFRAUDING STATE	0	0	30	0	47	1	177	119	2	297	344	0
CONSPIRE RESTRAIN FR	0	0	0	0	1	0	1	0	0	1	2	0
FALSE CERTIFICATES	0	0	5	0	9	0	6	0	0	6	15	0
INFLUENCING WITNESS	1	0	6	0	17	1	5	2	0	8	25	0
OBSTR OF LAW ENF OFF	196	2	465	2	1990	47	229	112	1	388	2378	2
MISC JUDICIAL PROCEE	0	0	2	0	3	1	1	0	0	2	5	0
PERJURY	0	0	12	0	22	1	12	5	0	18	40	0
FALSE SWEARING	2	0	10	0	31	4	18	7	0	29	60	0
SUBORNATION OF PERJU	0	0	1	0	1	0	0	1	0	1	2	0
IMPERSONATION	0	0	2	0	16	2	4	2	0	8	24	0
IMPERSONATING OFFICE	3	0	16	0	57	0	2	0	0	2	59	0
BARRATRY	1	0	1	0	8	0	0	0	0	0	8	0
EMBRACERY	0	0	1	0	1	0	2	0	0	2	3	0
FALSE STATEMENTS GOV	16	0	41	0	140	5	69	20	0	94	234	0
UNAUTH REPRESENTN PEAC	0	0	1	0	1	0	0	0	0	0	1	0
IMPRSNTNG ANTHR RBAL	0	0	0	0	2	0	2	0	0	2	4	0
ESCAPE	11	0	60	0	183	0	20	6	0	26	209	0
AIDING ESCAPE	0	0	0	0	5	0	7	2	0	9	14	0
HINDERING APPREH OR	18	0	16	0	103	6	46	25	0	77	180	0
COMPOUNDING A CRIME	1	0	1	0	2	0	3	0	0	3	5	0

(continued)

Probationer Statistical Profile

Sample: Active & admin probationers, not in facilities  
Act probationers 03/26/2002

Requestor: Nancy Phillips, Statistician

Most serious offense by current age & sex (continued)

Most serious offense	Men						Women						Grand Total	%
	age 00-21	age 22-39	age 40-98	age UNKWN	Men Total	Men %	age 00-21	age 22-39	age 40-98	age UNKWN	Women Total	Women %		
MUTINY IN PENAL INST	0	1	1	0	2	0	0	0	0	0	0	2	0	
BAIL JUMPING	0	31	9	0	40	0	3	1	0	4	0	44	0	
ATMPT ESCAPE	1	0	1	0	2	0	0	0	0	0	0	2	0	
FALSE PUBLIC ALARM	14	14	1	0	29	0	3	1	0	4	0	33	0	
CRMNL INTERFERE GOVT	48	174	71	0	293	6	22	11	0	39	0	332	0	
MISC GAMBLING/RELATE	0	0	1	0	1	0	0	0	0	0	0	1	0	
COMMERICAL GAMBLING	0	4	8	0	12	0	4	6	0	10	0	22	0	
COMMUNICATING GAMBL	0	1	2	0	3	0	0	0	0	0	0	3	0	
BRIBERY OF CONTESTAN	0	3	2	0	5	0	1	0	0	1	0	6	0	
GAMBLING ACT ON BUSI	0	0	1	0	1	0	1	0	0	1	0	2	0	
DOGFIGHTING	4	32	6	0	42	0	1	2	0	3	0	45	0	
LOTTERY VIOLATION	0	4	1	0	5	1	12	2	0	15	0	20	0	
BOARDING BUS W/CONCL	0	4	1	0	5	1	0	0	0	1	0	6	0	
CRUELTY TO CHILDREN	22	525	287	0	834	19	414	134	0	567	2	1401	1	
SEX EXPLOITATION CHI	3	18	23	0	44	1	6	1	0	8	0	52	0	
ABANDONMENT OF CHIL	0	29	32	0	61	0	3	2	0	5	0	66	0	
UNLWFL AD ADOPT CHIL	0	0	0	0	0	0	1	0	0	1	0	1	0	
CNTRBTNG DELINQENCY	3	3	2	0	8	1	4	0	0	5	0	13	0	
MISC WEAPON/EXPLOSIV	11	22	8	0	41	1	1	0	0	2	0	43	0	
CARRY CONCEALED WEAP	22	80	26	0	128	0	6	0	0	6	0	134	0	
CARRY PISTL WITHOUT	2	6	1	0	9	0	0	1	0	1	0	10	0	
ALTER PISTL LICENSE	1	2	1	0	4	0	0	0	0	0	0	4	0	
POSS OF FIREARM DUR	17	74	57	0	148	0	9	6	0	15	0	163	0	
POSS OF CERTAIN WEAP	26	67	57	0	150	4	4	2	0	10	0	160	0	
POSS FIREARM CONVCT	4	492	474	0	970	0	19	21	0	40	0	1010	1	
CARRY WEAPON AT SCHO	93	56	4	0	153	14	2	2	0	18	0	171	0	
GUARD LINE WITH WEAP	1	1	2	0	4	0	0	1	0	1	0	5	0	
POSS WEAPON BY PRISO	2	6	1	0	9	0	0	0	0	0	0	9	0	
MISUSE FIREARM HUNTI	0	3	1	0	4	0	0	0	0	0	0	4	0	
CRUELTY TO ANIMALS	1	0	1	0	2	0	0	0	0	0	0	2	0	
MISC INVASION OF PRI	0	2	1	0	3	0	0	1	0	1	0	4	0	
EAVESDROP & SURVEILL	0	8	8	0	16	0	0	1	0	1	0	17	0	
PEEPING TOM	6	83	36	0	125	0	1	0	0	1	0	126	0	
P/S/D OF EAVESDROP D	0	1	0	0	1	0	0	0	0	0	0	1	0	
RACKETEERING	0	5	18	0	23	0	4	9	0	13	0	36	0	

(continued)

Probationer Statistical Profile

Sample: Active & admin probationers, not in facilities  
Act probationers 03/26/2002

Requestor: Nancy Phillips, Statistician

Most serious offense by current age & sex (continued)

Most serious offense	Men							Women							Grand Total	%						
	age 00-21	age 22-39	age 40-98	age UNKWN	Men Total	Men %	age 00-21	age 22-39	age 40-98	age UNKWN	Women Total	Women %										
S/D NARCOTICS, OPIAT	30	0	343	1	181	1	0	0	554	1	4	0	62	0	46	1	0	0	112	0	666	1
S/D DEP,STIM,CNTRF D	35	0	218	0	120	0	0	0	373	0	5	0	40	0	32	0	0	0	77	0	450	0
S/D OF LSD	7	0	26	0	2	0	0	0	35	0	1	0	0	0	1	0	0	0	2	0	37	0
S/D OF MARIJUANA	307	3	1515	3	434	2	0	0	2256	2	22	1	219	1	100	1	0	0	341	1	2597	2
S/D OF ALCOHOLIC IN	0	0	0	0	2	0	0	0	2	0	0	0	0	0	1	0	0	0	1	0	3	0
POSS NARCOTICS, OPIA	58	1	503	1	306	1	0	0	867	1	10	0	142	1	92	1	0	0	244	1	1111	1
POSS DEP,STIM,CNTRF	51	0	495	1	263	1	0	0	809	1	13	1	203	1	89	1	0	0	305	1	1114	1
POSS OF LSD	29	0	76	0	4	0	0	0	109	0	1	0	6	0	2	0	0	0	9	0	118	0
POSS OF MARIJUANA	287	3	1334	2	390	1	0	0	2011	2	28	1	224	1	115	2	0	0	367	1	2378	2
ILLEGAL POSS/MANF LI	1	0	6	0	4	0	0	0	11	0	0	0	0	0	0	0	0	0	0	0	11	0
ILLEGAL ATTM TO OBT	3	0	63	0	36	0	0	0	102	0	4	0	101	1	84	1	0	0	189	1	291	0
VIOL GA CNTRL SBST A	1332	13	9532	17	4448	16	0	0	15312	16	203	9	2313	14	1298	17	0	0	3814	15	19126	16
VIOL DNGROUS DRGS AC	12	0	54	0	29	0	0	0	95	0	2	0	27	0	15	0	0	0	44	0	139	0
UNLWFL MFG/DEL/DIST	6	0	54	0	39	0	0	0	99	0	1	0	8	0	5	0	0	0	14	0	113	0
FURNISH LIQUOR TO MI	0	0	1	0	0	0	0	0	1	0	0	0	0	0	0	0	0	0	0	0	1	0
POSS DRUG RELATED MA	6	0	23	0	15	0	0	0	44	0	1	0	14	0	6	0	0	0	21	0	65	0
S/D CONT SUB PUBLIC	17	0	67	0	17	0	0	0	101	0	1	0	14	0	9	0	0	0	24	0	125	0
S/D CONT SUB SCHOOL	13	0	42	0	5	0	0	0	60	0	0	0	6	0	1	0	0	0	7	0	67	0
S/D COCAINE	317	3	2010	4	749	3	0	0	3076	3	23	1	300	2	182	2	0	0	505	2	3581	3
POSS OF COCAINE	601	6	3946	7	2055	7	0	0	6602	7	66	3	856	5	536	7	0	0	1458	6	8060	7
ATMPT VIOL SUBSTANCE	17	0	200	0	178	1	0	0	395	0	7	0	83	1	71	1	0	0	161	1	556	0
MISC DRUGS TRAFFICKI	3	0	43	0	29	0	0	0	75	0	1	0	11	0	6	0	0	0	18	0	93	0
TRAF COCAINE LESS 20	8	0	193	0	130	0	0	0	331	0	1	0	35	0	38	1	0	0	74	0	405	0
TRAF COCAINE 201-400	3	0	30	0	25	0	0	0	58	0	0	0	6	0	4	0	0	0	10	0	68	0
TRAF COCAINE 401+ GM	0	0	7	0	12	0	0	0	19	0	0	0	1	0	2	0	0	0	3	0	22	0
TRAF NARCOTIC LESS 1	0	0	2	0	2	0	0	0	4	0	1	0	0	0	0	0	0	0	1	0	5	0
TRAF NARCOTIC 15-28	2	0	3	0	0	0	0	0	5	0	0	0	1	0	1	0	0	0	2	0	7	0
TRAF NARCOTIC 29+ GM	0	0	2	0	1	0	0	0	3	0	0	0	0	0	1	0	0	0	1	0	4	0
TRAF MARIJNA 101-200	1	0	14	0	24	0	0	0	39	0	1	0	4	0	4	0	0	0	9	0	48	0
TRAF MARIJNA 2001-10	0	0	4	0	0	0	0	0	4	0	0	0	1	0	0	0	0	0	1	0	5	0
TRAF MARIJNA 10001+	1	0	1	0	2	0	0	0	4	0	0	0	0	0	0	0	0	0	0	0	4	0
TRAF METHAQUALONE< 4	0	0	3	0	4	0	0	0	7	0	1	0	1	0	1	0	0	0	3	0	10	0
TRAF METHAQUALONE>=4	0	0	2	0	2	0	0	0	4	0	0	0	1	0	0	0	0	0	1	0	5	0
TRAF AMPHTMINE 28-19	0	0	10	0	6	0	0	0	16	0	0	0	3	0	3	0	0	0	6	0	22	0
TRAF AMPHTMINE 200-3	0	0	2	0	4	0	0	0	6	0	0	0	0	0	2	0	0	0	2	0	8	0

(continued)

Probationer Statistical Profile

Sample: Active & admin probationers, not in facilities  
Act probationers 03/26/2002

Requestor: Nancy Phillips, Statistician

Most serious offense by current age & sex (continued)

Most serious offense	Men						Women						Grand Total	%
	age 00-21	age 22-39	age 40-98	age UNKWN	Men Total	Men %	age 00-21	age 22-39	age 40-98	age UNKWN	Women Total	Women %		
TRAF AMPHTMINE 400+	0 0	0 0	0 0	0 0	0 0	0 0	0 0	1 0	0 0	0 0	1 0	1 0	1 0	
CNSPIRE TRAFFIC CNTR	0 0	1 0	0 0	0 0	0 0	1 0	0 0	0 0	0 0	0 0	0 0	0 0	1 0	
TRANSACTIONS DRUG OB	1 0	0 0	1 0	0 0	2 0	0 0	0 0	1 0	0 0	0 0	1 0	3 0	3 0	
TRANSACTIONS CNTRFT	1 0	2 0	0 0	0 0	3 0	0 0	0 0	0 0	1 0	0 0	1 0	4 0	4 0	
USE COMM FACLT Y VIO	1 0	6 0	8 0	0 0	15 0	1 0	1 0	1 0	2 0	0 0	4 0	19 0	19 0	
ATT/CONSPRCY COMMT C	2 0	32 0	15 0	0 0	49 0	2 0	18 0	11 0	0 0	31 0	80 0	80 0	80 0	
UNAUTH DIST CONTRLLD	2 0	4 0	6 0	0 0	12 0	0 0	2 0	2 0	0 0	4 0	16 0	16 0	16 0	
ILLGL DIST CONTRLLD	2 0	8 0	8 0	0 0	18 0	0 0	3 0	0 0	0 0	3 0	21 0	21 0	21 0	
VIOL MOTOR VEHICLE L	11 0	138 0	119 0	0 0	268 0	0 0	28 0	18 0	0 0	46 0	314 0	314 0	314 0	
ALTER CAR TITLE	0 0	1 0	4 0	0 0	5 0	0 0	0 0	0 0	0 0	0 0	5 0	5 0	5 0	
DRVNG HABTL VIOLATOR	1 0	1174 2	1479 5	0 0	2654 3	0 0	92 1	109 1	0 0	201 1	2855 2	2855 2	2855 2	
HABIT TRAF VOIL/IMPA	1 0	179 0	192 1	0 0	372 0	0 0	15 0	28 0	0 0	43 0	415 0	415 0	415 0	
HABIT TRAF VIOL/OTHE	2 0	211 0	199 1	0 0	412 0	0 0	15 0	15 0	0 0	30 0	442 0	442 0	442 0	
DSTL ALCOHOL BEVERAG	0 0	0 0	3 0	0 0	3 0	0 0	0 0	1 0	0 0	1 0	4 0	4 0	4 0	
POSS UNAUTHORIZED ST	0 0	0 0	0 0	0 0	0 0	0 0	1 0	0 0	0 0	1 0	1 0	1 0	1 0	
POSS CONTRABAND ARTI	1 0	4 0	2 0	0 0	7 0	0 0	2 0	1 0	0 0	3 0	10 0	10 0	10 0	
TRNSPRT CONTRABAND A	0 0	1 0	0 0	0 0	1 0	0 0	0 0	1 0	0 0	1 0	2 0	2 0	2 0	
CONCEAL CONTRABAND	0 0	0 0	0 0	0 0	0 0	0 0	1 0	0 0	0 0	1 0	1 0	1 0	1 0	
MISC MRALS/PBLIC H/S	1 0	5 0	6 0	0 0	12 0	0 0	1 0	1 0	0 0	2 0	14 0	14 0	14 0	
VIOL GAME AND FISH L	0 0	2 0	1 0	0 0	3 0	0 0	0 0	0 0	0 0	0 0	3 0	3 0	3 0	
MISC CORRECTIONL INS	5 0	9 0	5 0	0 0	19 0	0 0	5 0	1 0	0 0	6 0	25 0	25 0	25 0	
VIOLATN OTHR STATES	32 0	201 0	87 0	0 0	320 0	12 1	85 1	30 0	0 0	127 0	447 0	447 0	447 0	
CONSPIRACY	14 0	46 0	13 0	0 0	73 0	3 0	37 0	8 0	0 0	48 0	121 0	121 0	121 0	
CRMNL ATMPT	44 0	200 0	122 0	0 0	366 0	8 0	58 0	41 1	0 0	107 0	473 0	473 0	473 0	
AIRCRAFT HIJACKING	0 0	3 0	0 0	0 0	3 0	0 0	0 0	0 0	0 0	0 0	3 0	3 0	3 0	
UNAUTH DIST RECRD DE	2 0	3 0	4 0	0 0	9 0	0 0	0 0	0 0	0 0	0 0	9 0	9 0	9 0	
CRMNL SOLICITATION	1 0	19 0	15 0	0 0	35 0	1 0	8 0	5 0	0 0	14 0	49 0	49 0	49 0	
PARTY TO A CRIME	4 0	9 0	2 0	0 0	15 0	1 0	3 0	4 0	0 0	8 0	23 0	23 0	23 0	
CRMNL TRESPASSING	2 0	10 0	3 0	0 0	15 0	0 0	0 0	2 0	0 0	2 0	17 0	17 0	17 0	
GANG PARTICIPATION	1 0	0 0	0 0	0 0	1 0	1 0	0 0	0 0	0 0	1 0	2 0	2 0	2 0	

(continued)

Probationer Statistical Profile

Sample: Active & admin probationers, not in facilities  
Act probationers 03/26/2002

Requestor: Nancy Phillips, Statistician

Most serious offense by current age & sex (continued)

Most serious offense	M e n					W o m e n					Grand Total %
	age 00-21 %	age 22-39 %	age 40-98 %	age UNKWN %	Men Total %	age 00-21 %	age 22-39 %	age 40-98 %	age UNKWN %	Women Total %	
Total reported	10237	56692	27887	0	94816	2153	16561	7533	0	26247	121063
Percent Reported	100.0	100.0	100.0		100.0	100.0	100.0	100.0		100.0	100.0
NOT REPORTED	3	18	4	0	25	0	3	2	0	5	30
Total	10240	56710	27891	0	94841	2153	16564	7535	0	26252	121093

Probationer Statistical Profile

Sample: Active & admin probationers, not in facilities  
Act probationers 03/26/2002

Requestor: Nancy Phillips, Statistician

Most serious crime type by current age & sex

Crime type	Men					Women					Grand Total	%
	age 00-21	age 22-39	age 40-98	age UNKWN	Men Total	age 00-21	age 22-39	age 40-98	age UNKWN	Women Total		
VIOL/PERSN	1068	8530	4693	0	14291	239	1773	797	0	2809	17100	14
NVIOL/PERS	134	221	179	0	534	16	32	20	0	68	602	0
PROPERTY	4763	19152	7341	0	31256	1359	8949	3322	0	13630	44886	37
DRUG SALES	761	4664	1830	0	7255	65	740	454	0	1259	8514	7
DRUG POSSN	2427	16345	7760	0	26532	337	3998	2325	0	6660	33192	27
ALCOHOL	7	10	14	0	31	0	1	3	0	4	35	0
HABIT/DUI	30	1917	2131	0	4078	4	188	198	0	390	4468	4
SEX OFFEND	499	2292	2172	0	4963	18	99	49	0	166	5129	4
OTHER	551	3579	1771	0	5901	115	784	367	0	1266	7167	6
Total reported	10240	56710	27891	0	94841	2153	16564	7535	0	26252	121093	
Percent Reported	100.0	100.0	100.0		100.0	100.0	100.0	100.0		100.0	100.0	
NOT REPORTED	0	0	0	0	0	0	0	0	0	0	0	0
Total	10240	56710	27891	0	94841	2153	16564	7535	0	26252	121093	