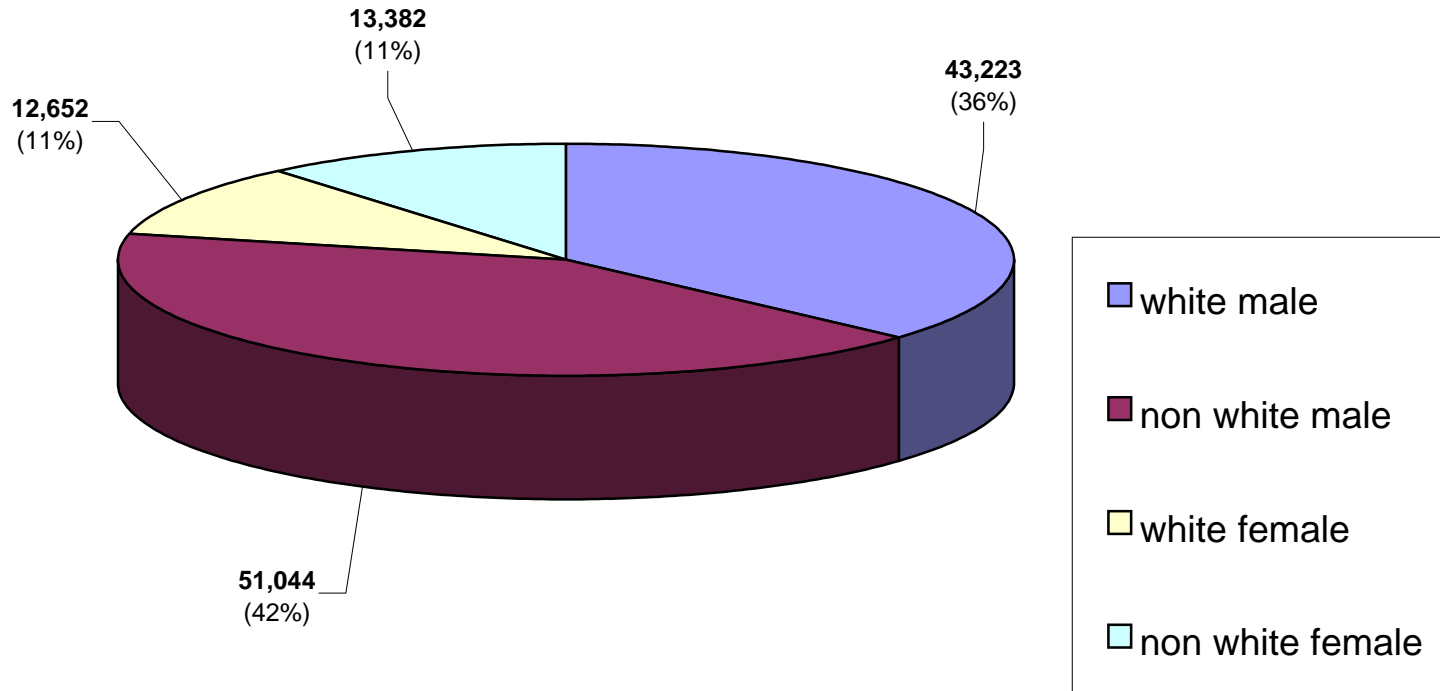
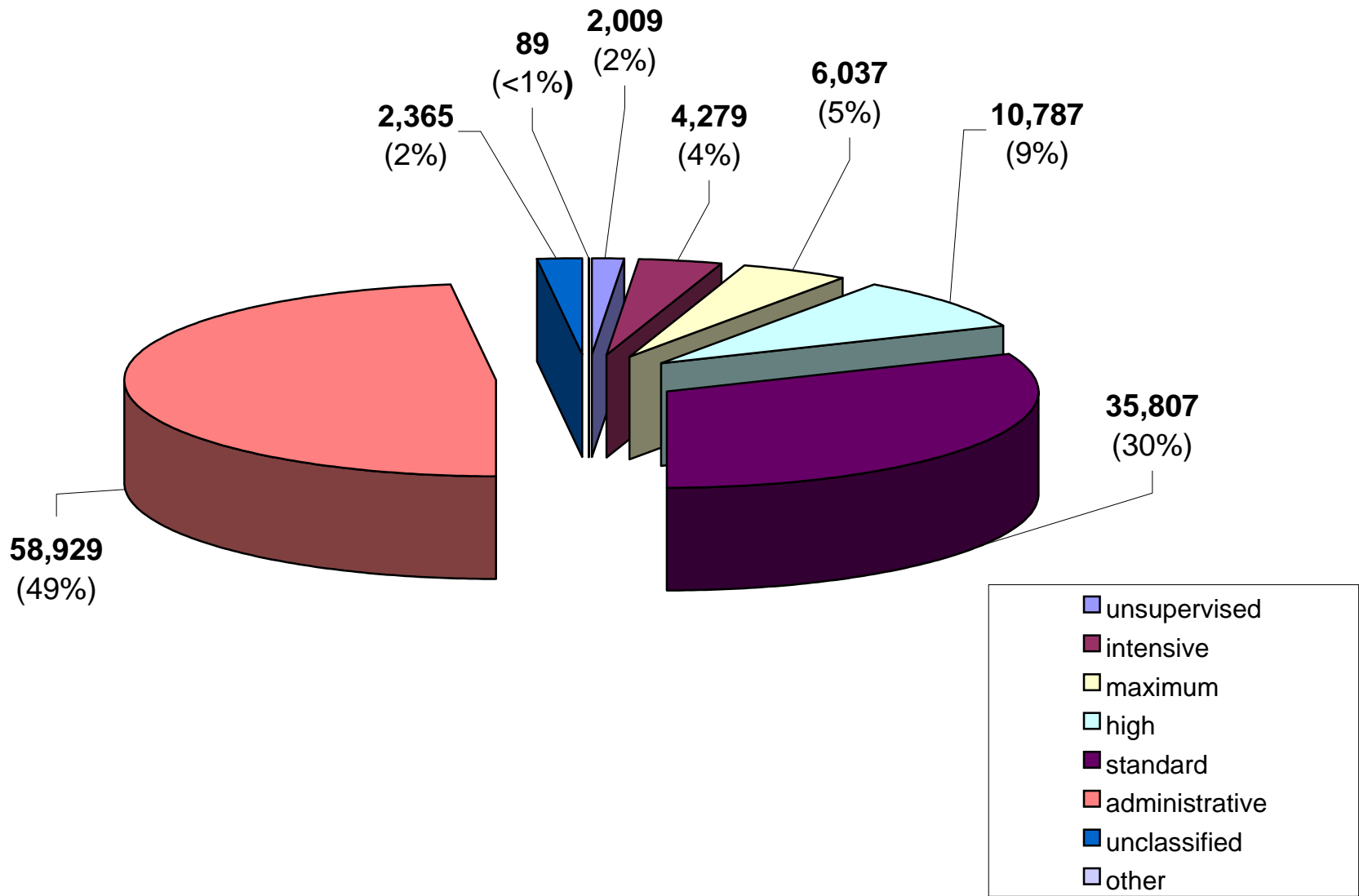


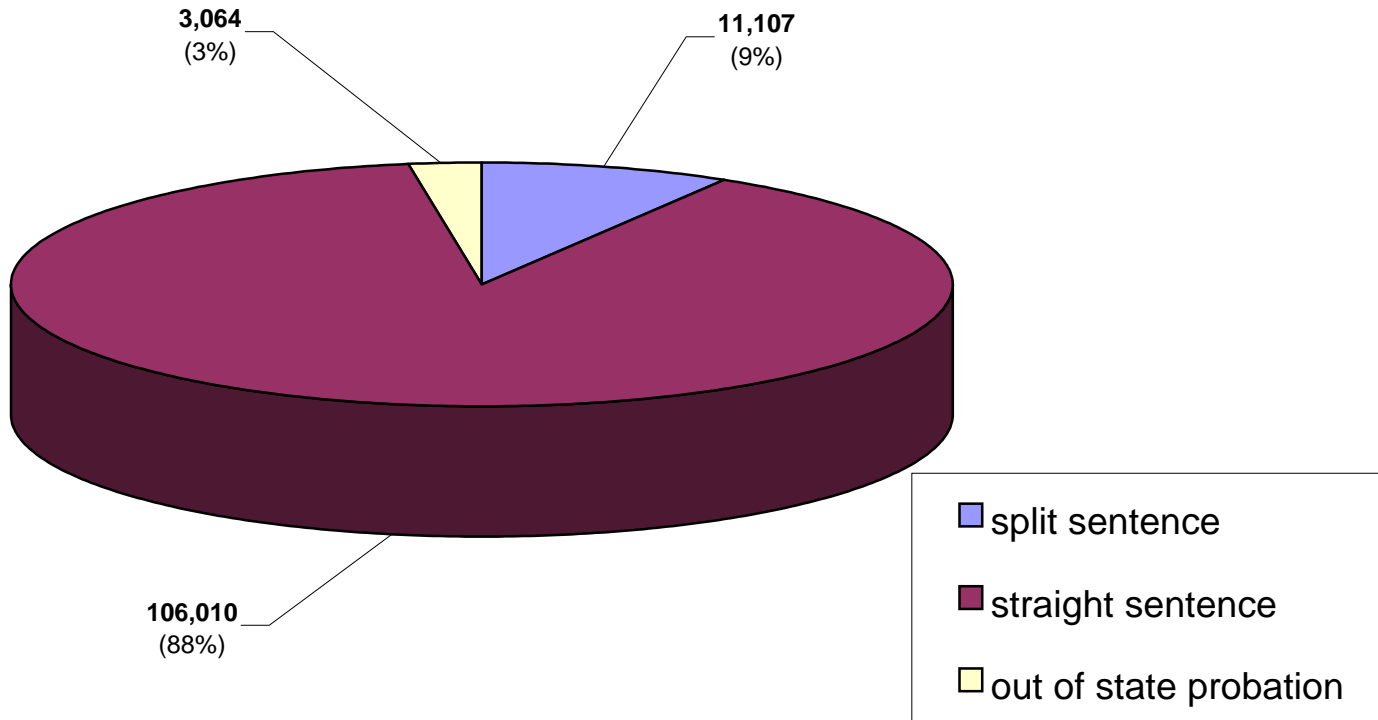
**Active Probationers By Race & Gender**



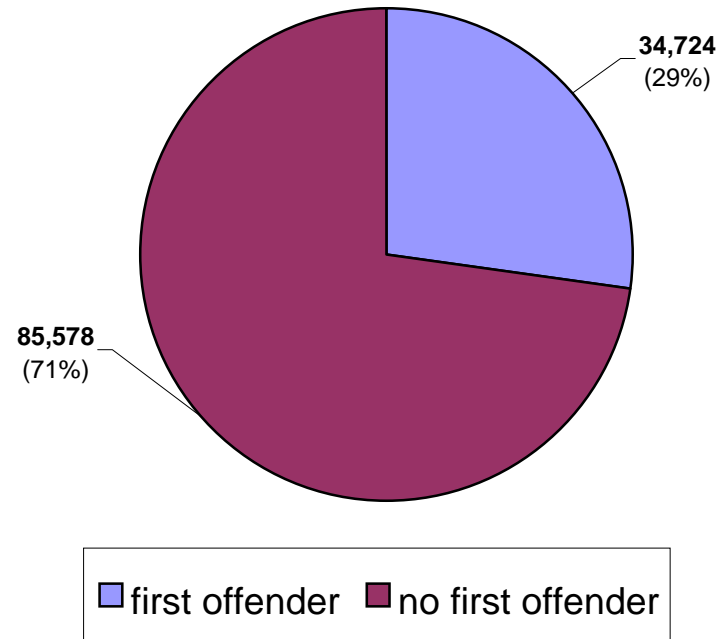
# Active Probationers By Current Supervision Type



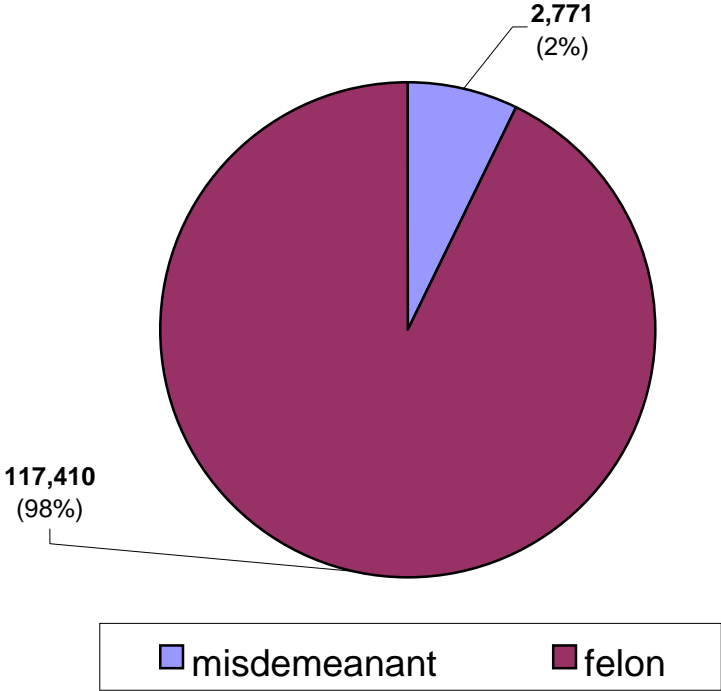
**Active Probationers By Case Type**



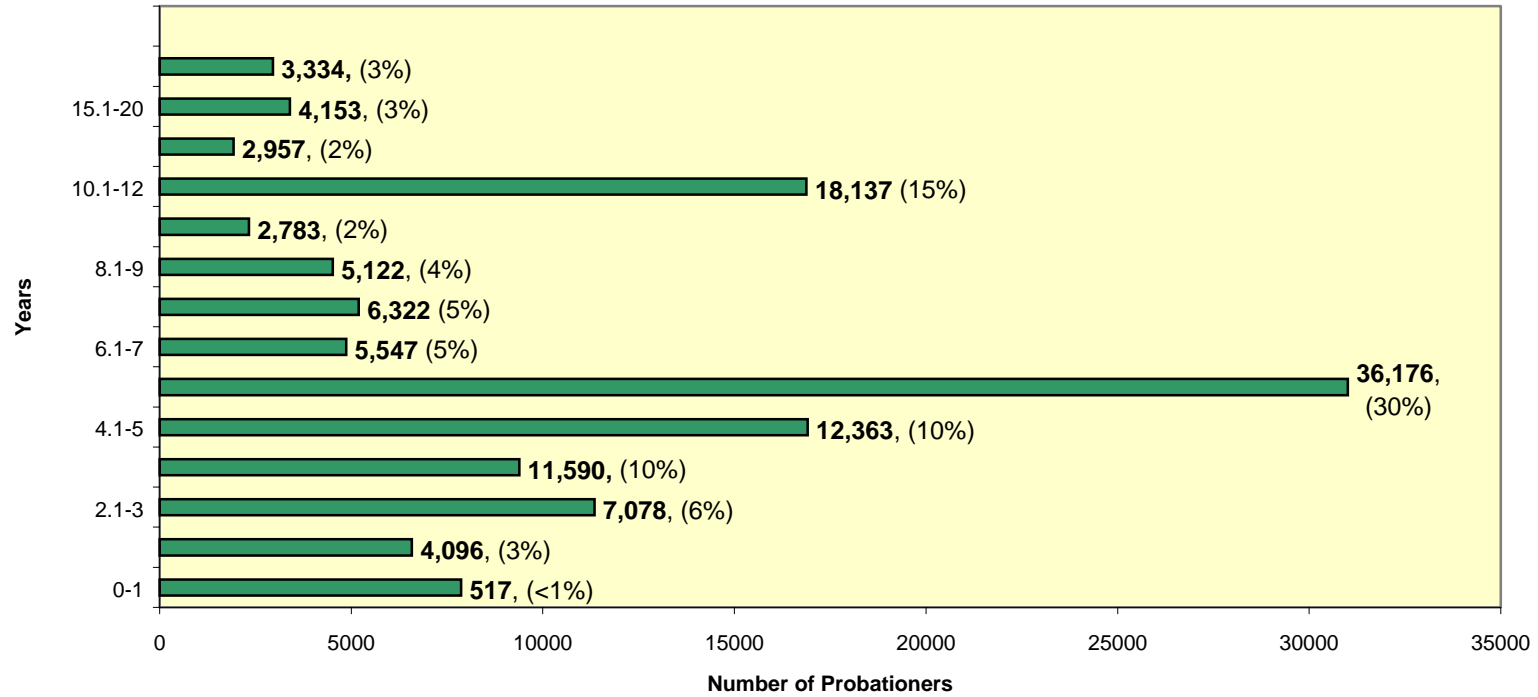
### Active Probationers By First Offender Status



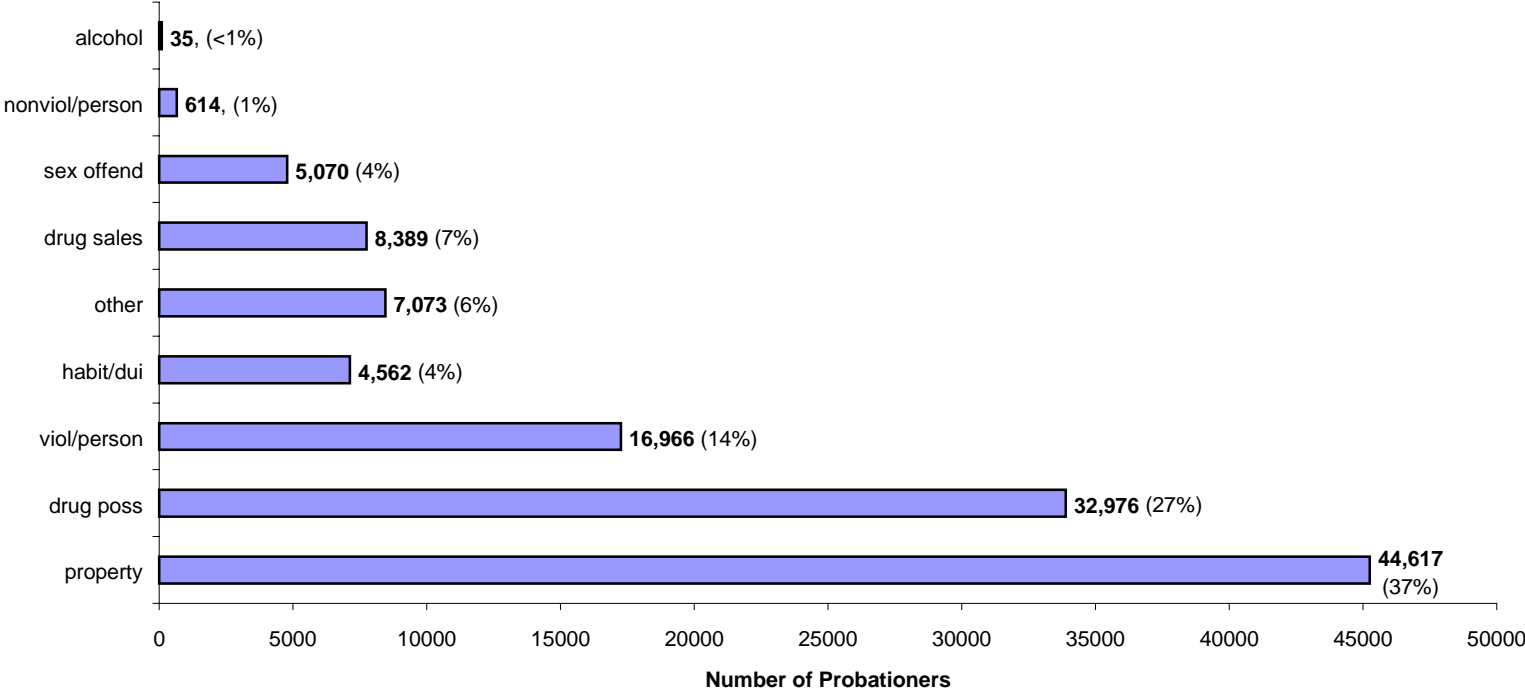
**Active Probationer By Sentence Type**



### Active Probationers By Sentence Length



### Active Probationers by Crime Type



Probationer Statistical Profile

Table of contents for Active & admin probationers, not in facilities

Title	Page
-----	-----
Race and sex	2
Current supervision type	3
County of conviction	4
Circuit of conviction	9
Circuit of supervision	11
Sentence length in years	13
Time served in years	14
Time left to serve	15
Case type	16
Release type	17
First offender status	18
Type probationer	19
Most serious crime by group	20
Most serious offense	21
Most serious crime type	31



Probationer Statistical Profile

Sample: Active & admin probationers, not in facilities  
Act probationers 02/18/2002

Requestor: Nancy Phillips, Statistician

Race and sex by current age & sex

Race and sex	M e n				W o m e n				Grand Total %		
	age 00-21 %	age 22-39 %	age 40-98 %	age UNKWN %	Men Total %	age 00-21 %	age 22-39 %	age 40-98 %		age UNKWN %	Women Total %
WHITE MALE	4463 44	25053 44	13707 50	0 0	43223 46	0 0	0 0	0 0	0 0	0 0	43223 36
NON WHITE MALE	5783 56	31337 56	13924 50	0 0	51044 54	0 0	0 0	0 0	0 0	0 0	51044 42
WHITE FEMALE	0 0	0 0	0 0	0 0	0 0	934 44	7773 47	3945 53	0 0	12652 49	12652 11
NON WHITE FEMALE	0 0	0 0	0 0	0 0	0 0	1200 56	8673 53	3509 47	0 0	13382 51	13382 11
Total reported	10246	56390	27631	0	94267	2134	16446	7454	0	26034	120301
Percent Reported	100.0	100.0	100.0		100.0	100.0	100.0	100.0		100.0	100.0
NOT REPORTED	0	0	1	0	1	0	0	0	0	0	1
Total	10246	56390	27632	0	94268	2134	16446	7454	0	26034	120302
AVERAGE W-AGE	19.92	29.71	47.61	.00	33.89	19.99	30.44	46.28	.00	34.12	33.94

\*\*\* Average age excludes missing dates of birth

Probationer Statistical Profile

Sample: Active & admin probationers, not in facilities  
Act probationers 02/18/2002

Requestor: Nancy Phillips, Statistician

Current supervision type by current age & sex

Curr supv type	Men							Women							Grand Total %
	age 00-21 %	age 22-39 %	age 40-98 %	age UNKWN %	Men Total %	age 00-21 %	age 22-39 %	age 40-98 %	age UNKWN %	Women Total %					
UNSUPERVISED	65 1	1050 2	533 2	0 0	1648 2	7 0	251 2	103 1	0 0	361 1	2009 2				
WARRANT	0 0	2 0	0 0	0 0	2 0	0 0	0 0	0 0	0 0	0 0	2 0				
BC AFTERCARE	0 0	0 0	0 0	0 0	0 0	0 0	0 0	0 0	0 0	0 0	0 0				
HOME CONFINEMENT	0 0	1 0	0 0	0 0	1 0	0 0	0 0	0 0	0 0	0 0	1 0				
INTENSIVE	813 8	1934 3	684 2	0 0	3431 4	109 5	543 3	196 3	0 0	848 3	4279 4				
MAXIMUM	695 7	3071 5	1558 6	0 0	5324 6	62 3	464 3	187 3	0 0	713 3	6037 5				
HIGH	1339 13	5290 9	2628 10	0 0	9257 10	163 8	970 6	397 5	0 0	1530 6	10787 9				
MEDIUM	0 0	0 0	0 0	0 0	0 0	0 0	0 0	0 0	0 0	0 0	0 0				
STANDARD	4701 46	14643 26	6724 24	0 0	26068 28	1356 64	6044 37	2339 31	0 0	9739 37	35807 30				
ADMINISTRATIVE	2465 24	29119 52	14880 54	0 0	46464 49	423 20	7930 48	4112 55	0 0	12465 48	58929 49				
FINANCIAL	0 0	18 0	66 0	0 0	84 0	0 0	1 0	1 0	0 0	2 0	86 0				
OBSOLETE CODES	0 0	0 0	0 0	0 0	0 0	0 0	0 0	0 0	0 0	0 0	0 0				
UNCLASSIFIED	168 2	1262 2	559 2	0 0	1989 2	14 1	243 1	119 2	0 0	376 1	2365 2				
Total reported	10246	56390	27632	0	94268	2134	16446	7454	0	26034	120302				
Percent Reported	100.0	100.0	100.0		100.0	100.0	100.0	100.0		100.0	100.0				
NOT REPORTED	0	0	0	0	0	0	0	0	0	0	0				
Total	10246	56390	27632	0	94268	2134	16446	7454	0	26034	120302				

Probationer Statistical Profile

Sample: Active & admin probationers, not in facilities  
Act probationers 02/18/2002

Requestor: Nancy Phillips, Statistician

County of conviction by current age & sex

County	Men							Women							Grand Total	%						
	age 00-21	%	age 22-39	%	age 40-98	%	UNKWN	Men Total	%	age 00-21	%	age 22-39	%	age 40-98			%	UNKWN	Women Total	%		
Appling	30	0	113	0	56	0	0	0	199	0	2	0	31	0	7	0	0	0	40	0	239	0
Atkinson	5	0	69	0	51	0	0	0	125	0	1	0	16	0	11	0	0	0	28	0	153	0
Bacon	16	0	53	0	28	0	0	0	97	0	1	0	10	0	3	0	0	0	14	0	111	0
Baker	2	0	37	0	19	0	0	0	58	0	0	0	5	0	1	0	0	0	6	0	64	0
Baldwin	132	1	572	1	230	1	0	0	934	1	16	1	149	1	69	1	0	0	234	1	1168	1
Banks	21	0	118	0	86	0	0	0	225	0	6	0	42	0	17	0	0	0	65	0	290	0
Barrow	51	0	308	1	209	1	0	0	568	1	15	1	97	1	55	1	0	0	167	1	735	1
Bartow	96	1	875	2	494	2	0	0	1465	2	21	1	286	2	108	1	0	0	415	2	1880	2
Ben Hill	18	0	164	0	81	0	0	0	263	0	7	0	44	0	15	0	0	0	66	0	329	0
Berrien	18	0	134	0	73	0	0	0	225	0	6	0	36	0	17	0	0	0	59	0	284	0
Bibb	232	2	1596	3	804	3	0	0	2632	3	59	3	537	3	248	3	0	0	844	3	3476	3
Bleckley	26	0	116	0	48	0	0	0	190	0	7	0	36	0	12	0	0	0	55	0	245	0
Brantley	17	0	63	0	44	0	0	0	124	0	0	0	17	0	5	0	0	0	22	0	146	0
Brooks	34	0	157	0	61	0	0	0	252	0	2	0	24	0	13	0	0	0	39	0	291	0
Bryan	24	0	67	0	42	0	0	0	133	0	3	0	17	0	13	0	0	0	33	0	166	0
Bulloch	126	1	457	1	139	1	0	0	722	1	18	1	140	1	45	1	0	0	203	1	925	1
Burke	32	0	123	0	54	0	0	0	209	0	2	0	24	0	14	0	0	0	40	0	249	0
Butts	22	0	167	0	81	0	0	0	270	0	5	0	41	0	23	0	0	0	69	0	339	0
Calhoun	8	0	71	0	39	0	0	0	118	0	1	0	22	0	9	0	0	0	32	0	150	0
Camden	44	0	205	0	75	0	0	0	324	0	3	0	49	0	28	0	0	0	80	0	404	0
Candler	15	0	59	0	33	0	0	0	107	0	5	0	30	0	7	0	0	0	42	0	149	0
Carroll	107	1	435	1	216	1	0	0	758	1	19	1	134	1	75	1	0	0	228	1	986	1
Catoosa	51	0	314	1	120	0	0	0	485	1	12	1	108	1	50	1	0	0	170	1	655	1
Charlton	5	0	51	0	22	0	0	0	78	0	0	0	7	0	5	0	0	0	12	0	90	0
Chatham	371	4	1458	3	692	3	0	0	2521	3	88	4	607	4	287	4	0	0	982	4	3503	3
Chattahoochee	5	0	16	0	12	0	0	0	33	0	1	0	6	0	5	0	0	0	12	0	45	0
Chatooga	33	0	208	0	116	0	0	0	357	0	7	0	55	0	31	0	0	0	93	0	450	0
Cherokee	201	2	782	1	375	1	0	0	1358	1	40	2	216	1	117	2	0	0	373	1	1731	1
Clarke	118	1	588	1	233	1	0	0	939	1	28	1	169	1	51	1	0	0	248	1	1187	1
Clay	10	0	36	0	18	0	0	0	64	0	1	0	5	0	5	0	0	0	11	0	75	0
Clayton	274	3	778	1	382	1	0	0	1434	2	100	5	388	2	116	2	0	0	604	2	2038	2
Clinch	15	0	79	0	56	0	0	0	150	0	3	0	23	0	8	0	0	0	34	0	184	0
Cobb	728	7	4257	8	2055	7	0	0	7040	7	155	7	1294	8	603	8	0	0	2052	8	9092	8
Coffee	41	0	240	0	132	0	0	0	413	0	8	0	69	0	41	1	0	0	118	0	531	0

(continued)

Probationer Statistical Profile

Sample: Active & admin probationers, not in facilities  
Act probationers 02/18/2002

Requestor: Nancy Phillips, Statistician

County of conviction by current age & sex (continued)

County	Men							Women							Grand Total	%						
	age 00-21	%	age 22-39	%	age 40-98	%	UNKWN	Men Total	%	age 00-21	%	age 22-39	%	age 40-98			%	UNKWN	Women Total	%		
Colquit	96	1	476	1	216	1	0	0	788	1	12	1	82	0	48	1	0	0	142	1	930	1
Columbia	83	1	329	1	124	0	0	0	536	1	16	1	75	0	49	1	0	0	140	1	676	1
Cook	25	0	240	0	110	0	0	0	375	0	3	0	63	0	28	0	0	0	94	0	469	0
Coweta	92	1	388	1	214	1	0	0	694	1	22	1	163	1	61	1	0	0	246	1	940	1
Crawford	11	0	59	0	20	0	0	0	90	0	2	0	10	0	5	0	0	0	17	0	107	0
Crisp	60	1	235	0	125	0	0	0	420	0	11	1	84	1	35	0	0	0	130	0	550	0
Dade	29	0	130	0	63	0	0	0	222	0	3	0	49	0	15	0	0	0	67	0	289	0
Dawson	12	0	89	0	68	0	0	0	169	0	5	0	33	0	17	0	0	0	55	0	224	0
Decatur	39	0	345	1	171	1	0	0	555	1	11	1	90	1	39	1	0	0	140	1	695	1
DeKalb	620	6	2539	5	1221	4	0	0	4380	5	150	7	798	5	305	4	0	0	1253	5	5633	5
Dodge	23	0	152	0	83	0	0	0	258	0	15	1	57	0	21	0	0	0	93	0	351	0
Dooly	21	0	111	0	47	0	0	0	179	0	2	0	27	0	14	0	0	0	43	0	222	0
Dougherty	324	3	1988	4	981	4	0	0	3293	3	52	2	596	4	258	3	0	0	906	3	4199	3
Douglas	202	2	1383	2	785	3	0	0	2370	3	56	3	460	3	230	3	0	0	746	3	3116	3
Early	33	0	127	0	65	0	0	0	225	0	1	0	43	0	22	0	0	0	66	0	291	0
Echols	3	0	20	0	14	0	0	0	37	0	1	0	2	0	2	0	0	0	5	0	42	0
Effingham	50	0	174	0	97	0	0	0	321	0	9	0	51	0	26	0	0	0	86	0	407	0
Elbert	21	0	221	0	138	0	0	0	380	0	3	0	45	0	32	0	0	0	80	0	460	0
Emanuel	30	0	125	0	51	0	0	0	206	0	5	0	39	0	17	0	0	0	61	0	267	0
Evans	13	0	40	0	17	0	0	0	70	0	3	0	15	0	2	0	0	0	20	0	90	0
Fannin	19	0	166	0	111	0	0	0	296	0	6	0	70	0	18	0	0	0	94	0	390	0
Fayette	85	1	398	1	144	1	0	0	627	1	24	1	157	1	67	1	0	0	248	1	875	1
Floyd	107	1	851	2	479	2	0	0	1437	2	26	1	275	2	152	2	0	0	453	2	1890	2
Forsyth	65	1	371	1	195	1	0	0	631	1	10	0	123	1	55	1	0	0	188	1	819	1
Franklin	17	0	195	0	105	0	0	0	317	0	3	0	43	0	19	0	0	0	65	0	382	0
Fulton	680	7	4553	8	2150	8	0	0	7383	8	86	4	852	5	469	6	0	0	1407	5	8790	7
Gilmer	35	0	227	0	129	0	0	0	391	0	10	0	76	0	39	1	0	0	125	0	516	0
Glascok	1	0	8	0	4	0	0	0	13	0	0	0	0	0	0	0	0	0	0	0	13	0
Glynn	122	1	637	1	297	1	0	0	1056	1	20	1	177	1	74	1	0	0	271	1	1327	1
Gordon	57	1	499	1	282	1	0	0	838	1	14	1	186	1	83	1	0	0	283	1	1121	1
Grady	30	0	200	0	109	0	0	0	339	0	1	0	53	0	23	0	0	0	77	0	416	0
Greene	36	0	166	0	76	0	0	0	278	0	5	0	39	0	16	0	0	0	60	0	338	0
Gwinnett	490	5	2741	5	1141	4	0	0	4372	5	94	4	748	5	330	4	0	0	1172	5	5544	5
Habersham	30	0	111	0	75	0	0	0	216	0	13	1	31	0	21	0	0	0	65	0	281	0
Hall	109	1	639	1	359	1	0	0	1107	1	31	1	237	1	101	1	0	0	369	1	1476	1

(continued)

Probationer Statistical Profile

Sample: Active & admin probationers, not in facilities  
Act probationers 02/18/2002

Requestor: Nancy Phillips, Statistician

County of conviction by current age & sex (continued)

County	Men						Women						Grand Total	%								
	age 00-21	age %	age 22-39	age %	age 40-98	age % UNKWN	Men Total	age 00-21	age %	age 22-39	age %	age 40-98			age % UNKWN	Women Total						
Hancock	11	0	70	0	35	0	0	0	116	0	3	0	5	0	4	0	0	0	12	0	128	0
Haralson	21	0	166	0	146	1	0	0	333	0	3	0	43	0	22	0	0	0	68	0	401	0
Harris	28	0	109	0	58	0	0	0	195	0	5	0	16	0	12	0	0	0	33	0	228	0
Hart	14	0	146	0	71	0	0	0	231	0	2	0	28	0	21	0	0	0	51	0	282	0
Heard	8	0	41	0	31	0	0	0	80	0	2	0	18	0	6	0	0	0	26	0	106	0
Henry	163	2	724	1	262	1	0	0	1149	1	37	2	197	1	86	1	0	0	320	1	1469	1
Houston	139	1	644	1	305	1	0	0	1088	1	35	2	216	1	90	1	0	0	341	1	1429	1
Irwin	14	0	80	0	51	0	0	0	145	0	2	0	12	0	6	0	0	0	20	0	165	0
Jackson	44	0	258	0	161	1	0	0	463	0	7	0	93	1	34	0	0	0	134	1	597	0
Jasper	16	0	53	0	34	0	0	0	103	0	0	0	13	0	5	0	0	0	18	0	121	0
Jeff Davis	12	0	117	0	56	0	0	0	185	0	0	0	22	0	10	0	0	0	32	0	217	0
Jefferson	39	0	142	0	79	0	0	0	260	0	0	0	20	0	6	0	0	0	26	0	286	0
Jenkins	16	0	85	0	27	0	0	0	128	0	5	0	12	0	5	0	0	0	22	0	150	0
Johnson	14	0	113	0	29	0	0	0	156	0	1	0	18	0	8	0	0	0	27	0	183	0
Jones	28	0	201	0	99	0	0	0	328	0	6	0	30	0	22	0	0	0	58	0	386	0
Lamar	18	0	181	0	57	0	0	0	256	0	9	0	36	0	10	0	0	0	55	0	311	0
Lanier	12	0	92	0	46	0	0	0	150	0	2	0	22	0	11	0	0	0	35	0	185	0
Laurens	66	1	362	1	186	1	0	0	614	1	6	0	78	0	38	1	0	0	122	0	736	1
Lee	38	0	212	0	111	0	0	0	361	0	9	0	30	0	16	0	0	0	55	0	416	0
Liberty	50	0	195	0	64	0	0	0	309	0	4	0	58	0	23	0	0	0	85	0	394	0
Lincoln	11	0	45	0	27	0	0	0	83	0	0	0	7	0	5	0	0	0	12	0	95	0
Long	13	0	40	0	26	0	0	0	79	0	2	0	7	0	7	0	0	0	16	0	95	0
Lowndes	232	2	993	2	401	1	0	0	1626	2	54	3	283	2	110	1	0	0	447	2	2073	2
Lumpkin	12	0	150	0	91	0	0	0	253	0	2	0	49	0	20	0	0	0	71	0	324	0
Macon	14	0	146	0	122	0	0	0	282	0	1	0	27	0	13	0	0	0	41	0	323	0
Madison	41	0	163	0	91	0	0	0	295	0	2	0	42	0	18	0	0	0	62	0	357	0
Marion	10	0	52	0	23	0	0	0	85	0	2	0	9	0	3	0	0	0	14	0	99	0
McDuffie	17	0	180	0	75	0	0	0	272	0	2	0	39	0	19	0	0	0	60	0	332	0
McIntosh	9	0	66	0	35	0	0	0	110	0	7	0	21	0	15	0	0	0	43	0	153	0
Meriwether	32	0	143	0	89	0	0	0	264	0	5	0	37	0	23	0	0	0	65	0	329	0
Miller	12	0	65	0	27	0	0	0	104	0	2	0	13	0	6	0	0	0	21	0	125	0
Mitchell	36	0	342	1	146	1	0	0	524	1	6	0	67	0	33	0	0	0	106	0	630	1
Monroe	18	0	196	0	86	0	0	0	300	0	4	0	63	0	18	0	0	0	85	0	385	0
Montgomery	13	0	57	0	23	0	0	0	93	0	1	0	12	0	7	0	0	0	20	0	113	0
Morgan	9	0	150	0	59	0	0	0	218	0	4	0	16	0	14	0	0	0	34	0	252	0

(continued)

Probationer Statistical Profile

Sample: Active & admin probationers, not in facilities  
Act probationers 02/18/2002

Requestor: Nancy Phillips, Statistician

County of conviction by current age & sex (continued)

County	Men							Women							Grand Total	%						
	age	%	age	%	age	%	UNKWN	Men	age	%	age	%	age	%			UNKWN	Women				
Murray	29	0	137	0	67	0	0	0	233	0	3	0	43	0	22	0	0	0	68	0	301	0
Muscogee	267	3	1377	2	687	2	0	0	2331	2	80	4	522	3	236	3	0	0	838	3	3169	3
Newton	74	1	744	1	431	2	0	0	1249	1	15	1	204	1	101	1	0	0	320	1	1569	1
Oconee	4	0	57	0	33	0	0	0	94	0	2	0	21	0	6	0	0	0	29	0	123	0
Oglethrope	12	0	90	0	46	0	0	0	148	0	3	0	12	0	11	0	0	0	26	0	174	0
Paulding	44	0	288	1	178	1	0	0	510	1	4	0	55	0	40	1	0	0	99	0	609	1
Peach	23	0	146	0	63	0	0	0	232	0	1	0	32	0	16	0	0	0	49	0	281	0
Pickens	28	0	142	0	100	0	0	0	270	0	5	0	61	0	22	0	0	0	88	0	358	0
Pierce	14	0	55	0	27	0	0	0	96	0	2	0	22	0	7	0	0	0	31	0	127	0
Pike	11	0	44	0	21	0	0	0	76	0	0	0	6	0	4	0	0	0	10	0	86	0
Polk	34	0	326	1	208	1	0	0	568	1	4	0	67	0	42	1	0	0	113	0	681	1
Pulaski	27	0	78	0	35	0	0	0	140	0	4	0	25	0	8	0	0	0	37	0	177	0
Putnam	37	0	246	0	115	0	0	0	398	0	10	0	36	0	23	0	0	0	69	0	467	0
Quitman	2	0	18	0	10	0	0	0	30	0	2	0	3	0	5	0	0	0	10	0	40	0
Rabun	16	0	65	0	46	0	0	0	127	0	1	0	13	0	13	0	0	0	27	0	154	0
Randolph	15	0	91	0	32	0	0	0	138	0	3	0	23	0	14	0	0	0	40	0	178	0
Richmond	291	3	1302	2	651	2	0	0	2244	2	92	4	499	3	224	3	0	0	815	3	3059	3
Rockdale	76	1	344	1	140	1	0	0	560	1	22	1	115	1	48	1	0	0	185	1	745	1
Schely	6	0	60	0	28	0	0	0	94	0	1	0	14	0	5	0	0	0	20	0	114	0
Screven	28	0	138	0	78	0	0	0	244	0	4	0	42	0	29	0	0	0	75	0	319	0
Seminole	15	0	108	0	46	0	0	0	169	0	2	0	29	0	7	0	0	0	38	0	207	0
Spalding	82	1	431	1	209	1	0	0	722	1	13	1	148	1	66	1	0	0	227	1	949	1
Stephens	34	0	145	0	78	0	0	0	257	0	5	0	48	0	23	0	0	0	76	0	333	0
Stewart	4	0	71	0	48	0	0	0	123	0	1	0	12	0	9	0	0	0	22	0	145	0
Sumter	79	1	579	1	348	1	0	0	1006	1	14	1	161	1	89	1	0	0	264	1	1270	1
Talbot	7	0	38	0	21	0	0	0	66	0	0	0	3	0	6	0	0	0	9	0	75	0
Taliaferro	2	0	7	0	4	0	0	0	13	0	0	0	1	0	0	0	0	0	1	0	14	0
Tattnall	22	0	91	0	47	0	0	0	160	0	3	0	10	0	11	0	0	0	24	0	184	0
Taylor	11	0	68	0	34	0	0	0	113	0	4	0	12	0	2	0	0	0	18	0	131	0
Telfair	19	0	133	0	54	0	0	0	206	0	6	0	43	0	18	0	0	0	67	0	273	0
Terrell	23	0	143	0	50	0	0	0	216	0	6	0	39	0	16	0	0	0	61	0	277	0
Thomas	105	1	658	1	277	1	0	0	1040	1	19	1	148	1	61	1	0	0	228	1	1268	1
Tift	33	0	315	1	157	1	0	0	505	1	6	0	78	0	33	0	0	0	117	0	622	1
Toombs	35	0	166	0	95	0	0	0	296	0	13	1	72	0	23	0	0	0	108	0	404	0
Towns	7	0	52	0	24	0	0	0	83	0	1	0	22	0	8	0	0	0	31	0	114	0

(continued)

Probationer Statistical Profile

Sample: Active & admin probationers, not in facilities  
Act probationers 02/18/2002

Requestor: Nancy Phillips, Statistician

County of conviction by current age & sex (continued)

County	Men					Women					Grand Total %
	age 00-21 %	age 22-39 %	age 40-98 %	age UNKWN %	Men Total %	age 00-21 %	age 22-39 %	age 40-98 %	age UNKWN %	Women Total %	
Treutlen	9 0	80 0	47 0	0 0	136 0	2 0	16 0	11 0	0 0	29 0	165 0
Troup	110 1	417 1	220 1	0 0	747 1	18 1	171 1	75 1	0 0	264 1	1011 1
Turner	16 0	91 0	33 0	0 0	140 0	4 0	16 0	10 0	0 0	30 0	170 0
Twiggs	2 0	71 0	37 0	0 0	110 0	3 0	19 0	8 0	0 0	30 0	140 0
Union	22 0	79 0	49 0	0 0	150 0	6 0	23 0	18 0	0 0	47 0	197 0
Upson	45 0	127 0	63 0	0 0	235 0	7 0	38 0	15 0	0 0	60 0	295 0
Walker	63 1	387 1	198 1	0 0	648 1	15 1	105 1	43 1	0 0	163 1	811 1
Walton	88 1	632 1	350 1	0 0	1070 1	12 1	150 1	55 1	0 0	217 1	1287 1
Ware	37 0	252 0	120 0	0 0	409 0	5 0	87 1	34 0	0 0	126 0	535 0
Warren	14 0	39 0	24 0	0 0	77 0	0 0	3 0	2 0	0 0	5 0	82 0
Washington	29 0	122 0	56 0	0 0	207 0	3 0	36 0	23 0	0 0	62 0	269 0
Wayne	31 0	221 0	106 0	0 0	358 0	6 0	49 0	27 0	0 0	82 0	440 0
Webster	8 0	34 0	29 0	0 0	71 0	1 0	8 0	1 0	0 0	10 0	81 0
Wheeler	4 0	25 0	26 0	0 0	55 0	1 0	8 0	5 0	0 0	14 0	69 0
White	26 0	104 0	76 0	0 0	206 0	3 0	34 0	13 0	0 0	50 0	256 0
Whitfield	103 1	640 1	274 1	0 0	1017 1	32 1	222 1	92 1	0 0	346 1	1363 1
Wilcox	14 0	53 0	23 0	0 0	90 0	0 0	7 0	2 0	0 0	9 0	99 0
Wilkes	13 0	73 0	39 0	0 0	125 0	2 0	14 0	9 0	0 0	25 0	150 0
Wilkinson	16 0	78 0	37 0	0 0	131 0	1 0	24 0	9 0	0 0	34 0	165 0
Worth	27 0	158 0	77 0	0 0	262 0	5 0	19 0	17 0	0 0	41 0	303 0
Out of state	225 2	1470 3	583 2	0 0	2278 2	58 3	514 3	182 2	0 0	754 3	3032 3
Total reported	10246	56384	27626	0	94256	2134	16446	7452	0	26032	120288
Percent Reported	100.0	100.0	100.0		100.0	100.0	100.0	100.0		100.0	100.0
Not reported	0	6	6	0	12	0	0	2	0	2	14
Total	10246	56390	27632	0	94268	2134	16446	7454	0	26034	120302

Probationer Statistical Profile

Sample: Active & admin probationers, not in facilities  
Act probationers 02/18/2002

Requestor: Nancy Phillips, Statistician

Circuit of conviction by current age & sex

Circuit of conv	Men								Women								Grand Total	%				
	age	%	age	%	age	%	age	%	Men	Men	Women	Women	Women	Women	Women	Women						
	00-21	22-39	40-98	UNKWN	00-21	22-39	40-98	UNKWN	00-21	22-39	40-98	UNKWN	00-21	22-39	40-98	UNKWN						
Alapaha	75	1	614	1	336	1	0	0	1025	1	15	1	160	1	75	1	0	0	250	1	1275	1
Alcovy	162	2	1376	3	781	3	0	0	2319	3	27	1	354	2	156	2	0	0	537	2	2856	2
Atlanta	680	7	4553	8	2150	8	0	0	7383	8	86	4	852	5	469	6	0	0	1407	6	8790	7
Atlantic	131	1	499	1	231	1	0	0	861	1	22	1	128	1	71	1	0	0	221	1	1082	1
Augusta	406	4	1754	3	829	3	0	0	2989	3	110	5	598	4	287	4	0	0	995	4	3984	3
Blue Ridge	201	2	782	1	375	1	0	0	1358	1	40	2	216	1	117	2	0	0	373	1	1731	1
Brunswick	239	2	1293	2	590	2	0	0	2122	2	31	1	328	2	146	2	0	0	505	2	2627	2
Chattahoochee	328	3	1659	3	835	3	0	0	2822	3	92	4	568	4	264	4	0	0	924	4	3746	3
Cherokee	153	2	1374	3	776	3	0	0	2303	3	35	2	472	3	191	3	0	0	698	3	3001	3
Clayton	273	3	775	1	381	1	0	0	1429	2	100	5	387	2	116	2	0	0	603	2	2032	2
Cobb	728	7	4254	8	2050	8	0	0	7032	8	155	7	1293	8	602	8	0	0	2050	8	9082	8
Conasauga	132	1	777	1	341	1	0	0	1250	1	35	2	265	2	114	2	0	0	414	2	1664	1
Cordele	113	1	563	1	276	1	0	0	952	1	20	1	162	1	66	1	0	0	248	1	1200	1
Coweta	349	3	1424	3	770	3	0	0	2543	3	66	3	523	3	240	3	0	0	829	3	3372	3
Dougherty	324	3	1988	4	981	4	0	0	3293	4	52	3	596	4	258	4	0	0	906	4	4199	4
Dublin	91	1	626	1	299	1	0	0	1016	1	12	1	131	1	65	1	0	0	208	1	1224	1
Eastern	371	4	1458	3	692	3	0	0	2521	3	88	4	607	4	287	4	0	0	982	4	3503	3
Flint	163	2	724	1	262	1	0	0	1149	1	37	2	197	1	86	1	0	0	320	1	1469	1
Griffin	223	2	1000	2	437	2	0	0	1660	2	44	2	349	2	152	2	0	0	545	2	2205	2
Gwinnett	490	5	2741	5	1141	4	0	0	4372	5	94	5	748	5	329	5	0	0	1171	5	5543	5
Houston	139	1	644	1	305	1	0	0	1088	1	35	2	216	1	90	1	0	0	341	1	1429	1
Lookout Mountain	176	2	1039	2	497	2	0	0	1712	2	37	2	317	2	139	2	0	0	493	2	2205	2
Macon	266	3	1801	3	887	3	0	0	2954	3	62	3	579	4	269	4	0	0	910	4	3864	3
Middle	148	1	614	1	314	1	0	0	1076	1	26	1	197	1	76	1	0	0	299	1	1375	1
Mountain	80	1	321	1	199	1	0	0	600	1	19	1	92	1	57	1	0	0	168	1	768	1
Northeastern	121	1	728	1	427	2	0	0	1276	1	36	2	270	2	118	2	0	0	424	2	1700	1
Northern	105	1	815	1	451	2	0	0	1371	1	13	1	170	1	101	1	0	0	284	1	1655	1
Ocmulgee	285	3	1536	3	685	3	0	0	2506	3	45	2	312	2	162	2	0	0	519	2	3025	3
Oconee	112	1	561	1	269	1	0	0	942	1	34	2	181	1	71	1	0	0	286	1	1228	1
Ogeechee	220	2	854	2	341	1	0	0	1415	2	36	2	245	2	105	1	0	0	386	2	1801	2
Pataula	110	1	588	1	248	1	0	0	946	1	17	1	155	1	75	1	0	0	247	1	1193	1
Piedmont	116	1	684	1	456	2	0	0	1256	1	28	1	232	1	106	1	0	0	366	1	1622	1
Rome	107	1	851	2	479	2	0	0	1437	2	26	1	275	2	152	2	0	0	453	2	1890	2
South Georgia	115	1	995	2	484	2	0	0	1594	2	19	1	237	1	105	1	0	0	361	1	1955	2

(continued)



Probationer Statistical Profile

Sample: Active & admin probationers, not in facilities  
Act probationers 02/18/2002

Requestor: Nancy Phillips, Statistician

Circuit of conviction by current age & sex (continued)

Circuit of conv	Men								Women								Grand Total %
	age 00-21 %	age 22-39 %	age 40-98 %	age UNKWN %	Men Total %	age 00-21 %	age 22-39 %	age 40-98 %	age UNKWN %	Women Total %							
Southern	470 5	2304 4	969 4	0 0	3743 4	88 4	539 3	234 3	0 0	861 3	4604 4						
Southwestern	149 1	1102 2	686 3	0 0	1937 2	27 1	252 2	133 2	0 0	412 2	2349 2						
Stone Mountain	620 6	2539 5	1221 5	0 0	4380 5	150 7	798 5	305 4	0 0	1253 5	5633 5						
Tallapoosa	99 1	780 1	532 2	0 0	1411 2	11 1	165 1	104 1	0 0	280 1	1691 1						
Tifton	90 1	644 1	318 1	0 0	1052 1	17 1	125 1	66 1	0 0	208 1	1260 1						
Toombs	58 1	352 1	173 1	0 0	583 1	4 0	64 0	35 0	0 0	103 0	686 1						
Waycross	130 1	714 1	373 1	0 0	1217 1	16 1	212 1	95 1	0 0	323 1	1540 1						
Western	122 1	645 1	266 1	0 0	1033 1	30 1	190 1	57 1	0 0	277 1	1310 1						
Rockdale	76 1	344 1	140 1	0 0	560 1	22 1	115 1	48 1	0 0	185 1	745 1						
Douglas	202 2	1382 3	785 3	0 0	2369 3	56 3	460 3	230 3	0 0	746 3	3115 3						
Appalachian	82 1	535 1	340 1	0 0	957 1	21 1	207 1	79 1	0 0	307 1	1264 1						
Enotah	67 1	385 1	240 1	0 0	692 1	12 1	128 1	59 1	0 0	199 1	891 1						
Forsyth-Bell	65 1	371 1	195 1	0 0	631 1	10 0	123 1	55 1	0 0	188 1	819 1						
Towaliga	58 1	544 1	224 1	0 0	826 1	18 1	140 1	51 1	0 0	209 1	1035 1						
OUT OF STATE	225 2	1470 3	583 2	0 0	2278 2	58 3	514 3	182 3	0 0	754 3	3032 3						
Total reported	10245	56376	27620	0	94241	2134	16444	7450	0	26028	120269						
Percent Reported	100.0	100.0	100.0		100.0	100.0	100.0	99.9		100.0	100.0						
NOT REPORTED	1	14	12	0	27	0	2	4	0	6	33						
Total	10246	56390	27632	0	94268	2134	16446	7454	0	26034	120302						

Probationer Statistical Profile

Sample: Active & admin probationers, not in facilities  
Act probationers 02/18/2002

Requestor: Nancy Phillips, Statistician

Circuit of supervision by current age & sex

Circuit of supv	Men								Women								Grand Total	%				
	age	%	age	%	age	%	age	%	Men	%	age	%	age	%	Women	%						
	00-21		22-39		40-98		UNKWN		Total		00-21		22-39		40-98		UNKWN					
Alapaha	76	1	611	1	321	1	0	0	1008	1	12	1	143	1	77	1	0	0	232	1	1240	1
Alcovy	138	1	1217	2	724	3	0	0	2079	2	25	1	331	2	151	2	0	0	507	2	2586	2
Atlanta	821	8	5516	10	2593	9	0	0	8930	9	144	7	1227	7	578	8	0	0	1949	7	10879	9
Atlantic	136	1	525	1	244	1	0	0	905	1	25	1	138	1	71	1	0	0	234	1	1139	1
Augusta	419	4	1863	3	878	3	0	0	3160	3	107	5	614	4	296	4	0	0	1017	4	4177	3
Blue Ridge	175	2	711	1	350	1	0	0	1236	1	35	2	209	1	118	2	0	0	362	1	1598	1
Brunswick	235	2	1315	2	618	2	0	0	2168	2	35	2	362	2	161	2	0	0	558	2	2726	2
Chattahoochee	338	3	1714	3	864	3	0	0	2916	3	97	5	574	3	269	4	0	0	940	4	3856	3
Cherokee	168	2	1406	2	765	3	0	0	2339	2	29	1	444	3	184	2	0	0	657	3	2996	2
Clayton	266	3	937	2	410	1	0	0	1613	2	81	4	397	2	128	2	0	0	606	2	2219	2
Cobb	688	7	4050	7	1868	7	0	0	6606	7	136	6	1144	7	543	7	0	0	1823	7	8429	7
Conasauga	149	1	865	2	388	1	0	0	1402	1	38	2	298	2	122	2	0	0	458	2	1860	2
Cordele	113	1	522	1	275	1	0	0	910	1	19	1	154	1	59	1	0	0	232	1	1142	1
Coweta	347	3	1499	3	815	3	0	0	2661	3	85	4	560	3	247	3	0	0	892	3	3553	3
Dougherty	314	3	1886	3	949	3	0	0	3149	3	59	3	572	3	250	3	0	0	881	3	4030	3
Dublin	93	1	622	1	320	1	0	0	1035	1	13	1	141	1	70	1	0	0	224	1	1259	1
Eastern	390	4	1519	3	716	3	0	0	2625	3	80	4	606	4	282	4	0	0	968	4	3593	3
Flint	156	2	702	1	282	1	0	0	1140	1	30	1	222	1	81	1	0	0	333	1	1473	1
Griffin	213	2	917	2	448	2	0	0	1578	2	47	2	315	2	128	2	0	0	490	2	2068	2
Gwinnett	509	5	2873	5	1173	4	0	0	4555	5	107	5	824	5	352	5	0	0	1283	5	5838	5
Houston	132	1	571	1	285	1	0	0	988	1	29	1	212	1	80	1	0	0	321	1	1309	1
Lookout Mountain	178	2	1051	2	526	2	0	0	1755	2	35	2	328	2	141	2	0	0	504	2	2259	2
Macon	289	3	1893	3	923	3	0	0	3105	3	75	4	599	4	284	4	0	0	958	4	4063	3
Middle	151	1	645	1	335	1	0	0	1131	1	25	1	223	1	76	1	0	0	324	1	1455	1
Mountain	78	1	366	1	208	1	0	0	652	1	19	1	109	1	58	1	0	0	186	1	838	1
Northeastern	138	1	854	2	460	2	0	0	1452	2	40	2	317	2	135	2	0	0	492	2	1944	2
Northern	113	1	766	1	460	2	0	0	1339	1	19	1	195	1	103	1	0	0	317	1	1656	1
Ocmulgee	270	3	1469	3	666	2	0	0	2405	3	41	2	318	2	158	2	0	0	517	2	2922	2
Oconee	107	1	525	1	253	1	0	0	885	1	31	1	165	1	82	1	0	0	278	1	1163	1
Ogeechee	195	2	809	1	334	1	0	0	1338	1	41	2	238	1	112	2	0	0	391	2	1729	1
Pataula	113	1	614	1	257	1	0	0	984	1	19	1	171	1	76	1	0	0	266	1	1250	1
Piedmont	111	1	697	1	462	2	0	0	1270	1	28	1	211	1	104	1	0	0	343	1	1613	1
Rome	108	1	859	2	483	2	0	0	1450	2	27	1	274	2	153	2	0	0	454	2	1904	2
South Georgia	122	1	1028	2	474	2	0	0	1624	2	26	1	244	1	116	2	0	0	386	1	2010	2

(continued)

Probationer Statistical Profile

Sample: Active & admin probationers, not in facilities  
Act probationers 02/18/2002

Requestor: Nancy Phillips, Statistician

Circuit of supervision by current age & sex (continued)

Circuit of supv	M e n								W o m e n								Grand Total %					
	age 00-21	%	age 22-39	%	age 40-98	%	age UNKWN	%	Men Total	%	age 00-21	%	age 22-39	%	age 40-98	%		age UNKWN	%	Women Total	%	
Southern	467	5	2290	4	992	4	0	0	3749	4	81	4	573	3	218	3	0	0	872	3	4621	4
Southwestern	142	1	1049	2	643	2	0	0	1834	2	20	1	251	2	137	2	0	0	408	2	2242	2
Stone Mountain	679	7	2946	5	1339	5	0	0	4964	5	163	8	877	5	347	5	0	0	1387	5	6351	5
Tallapoosa	115	1	853	2	563	2	0	0	1531	2	19	1	244	1	122	2	0	0	385	1	1916	2
Tifton	107	1	695	1	318	1	0	0	1120	1	19	1	140	1	73	1	0	0	232	1	1352	1
Toombs	55	1	338	1	167	1	0	0	560	1	5	0	58	0	40	1	0	0	103	0	663	1
Waycross	142	1	751	1	391	1	0	0	1284	1	19	1	217	1	106	1	0	0	342	1	1626	1
Western	132	1	698	1	293	1	0	0	1123	1	22	1	168	1	64	1	0	0	254	1	1377	1
Rockdale	81	1	419	1	170	1	0	0	670	1	23	1	135	1	50	1	0	0	208	1	878	1
Douglas	177	2	1149	2	637	2	0	0	1963	2	35	2	347	2	182	2	0	0	564	2	2527	2
Appalachian	85	1	537	1	336	1	0	0	958	1	21	1	174	1	88	1	0	0	283	1	1241	1
Enotah	56	1	360	1	254	1	0	0	670	1	12	1	131	1	70	1	0	0	213	1	883	1
Forsyth-Bell	56	1	321	1	157	1	0	0	534	1	8	0	104	1	46	1	0	0	158	1	692	1
Towaliga	61	1	512	1	222	1	0	0	795	1	18	1	129	1	59	1	0	0	206	1	1001	1
Total reported	10204		56335		27609		0		94148		2124		16427		7447		0		25998		120146	

Probationer Statistical Profile

Sample: Active & admin probationers, not in facilities  
Act probationers 02/18/2002

Requestor: Nancy Phillips, Statistician

Sentence length in years by current age & sex

Sentence (in years)	Men							Women							Grand Total %
	age 00-21 %	age 22-39 %	age 40-98 %	age UNKWN %	Men Total %	age 00-21 %	age 22-39 %	age 40-98 %	age UNKWN %	Women Total %					
0-1	41 0	245 0	130 0	0 0	416 0	10 0	67 0	24 0	0 0	101 0	517 0				
1.1-2	449 4	1968 3	749 3	0 0	3166 3	131 6	578 4	221 3	0 0	930 4	4096 3				
2.1-3	913 9	3016 5	1391 5	0 0	5320 6	277 13	1095 7	386 5	0 0	1758 7	7078 6				
3.1-4	1335 13	4876 9	2191 8	0 0	8402 9	438 21	2012 12	738 10	0 0	3188 12	11590 10				
4.1-5	1232 12	5837 10	2677 10	0 0	9746 10	235 11	1694 10	688 9	0 0	2617 10	12363 10				
5.1-6	3541 35	16915 30	7549 27	0 0	28005 30	694 33	5294 32	2183 29	0 0	8171 31	36176 30				
6.1-7	365 4	2775 5	1258 5	0 0	4398 5	82 4	746 5	321 4	0 0	1149 4	5547 5				
7.1-8	421 4	3283 6	1468 5	0 0	5172 5	48 2	775 5	327 4	0 0	1150 4	6322 5				
8.1-9	304 3	2569 5	1249 5	0 0	4122 4	36 2	627 4	337 5	0 0	1000 4	5122 4				
9.1-10	145 1	1337 2	768 3	0 0	2250 2	19 1	325 2	189 3	0 0	533 2	2783 2				
10.1-12	1196 12	8606 15	4451 16	0 0	14253 15	142 7	2394 15	1348 18	0 0	3884 15	18137 15				
12.1-15	63 1	1439 3	975 4	0 0	2477 3	8 0	275 2	197 3	0 0	480 2	2957 2				
15.1-20	154 2	1968 3	1415 5	0 0	3537 4	5 0	336 2	275 4	0 0	616 2	4153 3				
20.1-OVER	87 1	1533 3	1261 5	0 0	2881 3	9 0	228 1	216 3	0 0	453 2	3334 3				
INDEFINITE	0 0	0 0	0 0	0 0	0 0	0 0	0 0	0 0	0 0	0 0	0 0				
Total reported	10246	56367	27532	0	94145	2134	16446	7450	0	26030	120175				
Percent Reported	100.0	100.0	99.6		99.9	100.0	100.0	99.9		100.0	99.9				
NOT REPORTED	0	23	100	0	123	0	0	4	0	4	127				
Total	10246	56390	27632	0	94268	2134	16446	7454	0	26034	120302				
AVERAGE EXCLUDING INDEFINITE	5.49	6.78	7.50	.00	6.85	4.57	6.08	6.97	.00	6.21	6.71				

Probationer Statistical Profile

Sample: Active & admin probationers, not in facilities  
Act probationers 02/18/2002

Requestor: Nancy Phillips, Statistician

Time served in years by current age & sex

Time served (in yrs)	M e n					W o m e n					Grand Total %
	age 00-21 %	age 22-39 %	age 40-98 %	age UNKWN %	Men Total %	age 00-21 %	age 22-39 %	age 40-98 %	age UNKWN %	Women Total %	
0-1	4968 48	15430 27	6661 24	0 0	27059 29	1100 52	4803 29	1866 25	0 0	7769 30	34828 29
1.1-2	3224 31	13449 24	5905 21	0 0	22578 24	677 32	4141 25	1656 22	0 0	6474 25	29052 24
2.1-3	1451 14	9567 17	4598 17	0 0	15616 17	257 12	2882 18	1258 17	0 0	4397 17	20013 17
3.1-4	505 5	6942 12	3176 11	0 0	10623 11	94 4	1963 12	879 12	0 0	2936 11	13559 11
4.1-5	81 1	4366 8	1784 6	0 0	6231 7	5 0	1220 7	570 8	0 0	1795 7	8026 7
5.1-6	9 0	2164 4	1096 4	0 0	3269 3	1 0	477 3	300 4	0 0	778 3	4047 3
6.1-7	5 0	1348 2	833 3	0 0	2186 2	0 0	325 2	215 3	0 0	540 2	2726 2
7.1-8	1 0	957 2	659 2	0 0	1617 2	0 0	204 1	163 2	0 0	367 1	1984 2
8.1-9	1 0	656 1	569 2	0 0	1226 1	0 0	146 1	134 2	0 0	280 1	1506 1
9.1-10	1 0	485 1	504 2	0 0	990 1	0 0	124 1	135 2	0 0	259 1	1249 1
10.1-12	0 0	535 1	645 2	0 0	1180 1	0 0	88 1	109 1	0 0	197 1	1377 1
12.1-15	0 0	299 1	582 2	0 0	881 1	0 0	38 0	83 1	0 0	121 0	1002 1
15.1-20	0 0	114 0	438 2	0 0	552 1	0 0	21 0	48 1	0 0	69 0	621 1
20.1-OVER	0 0	77 0	181 1	0 0	258 0	0 0	13 0	38 1	0 0	51 0	309 0
Total reported	10246	56389	27631	0	94266	2134	16445	7454	0	26033	120299
Percent Reported	100.0	100.0	100.0		100.0	100.0	100.0	100.0		100.0	100.0
NOT REPORTED	0	1	1	0	2	0	1	0	0	1	3
Total	10246	56390	27632	0	94268	2134	16446	7454	0	26034	120302
AVERAGE TIME SERVED	1.26	2.70	3.64	.00	2.82	1.17	2.42	3.33	.00	2.58	2.77

Probationer Statistical Profile

Sample: Active & admin probationers, not in facilities  
Act probationers 02/18/2002

Requestor: Nancy Phillips, Statistician

Time left to serve by current age & sex

Time left (in years)	M e n					W o m e n					Grand Total %
	age 00-21 %	age 22-39 %	age 40-98 %	age UNKWN %	Men Total %	age 00-21 %	age 22-39 %	age 40-98 %	age UNKWN %	Women Total %	
0-1	961 9	9689 17	4908 18	0 0	15558 17	303 14	3141 19	1419 19	0 0	4863 19	20421 17
1.1-2	1524 15	9678 17	4604 17	0 0	15806 17	416 19	2979 18	1265 17	0 0	4660 18	20466 17
2.1-3	1709 17	8775 16	4265 15	0 0	14749 16	404 19	2691 16	1153 15	0 0	4248 16	18997 16
3.1-4	1812 18	7704 14	3645 13	0 0	13161 14	330 15	2238 14	1016 14	0 0	3584 14	16745 14
4.1-5	1885 18	6788 12	3006 11	0 0	11679 12	390 18	2040 12	859 12	0 0	3289 13	14968 12
5.1-6	351 3	2823 5	1471 5	0 0	4645 5	52 2	740 4	365 5	0 0	1157 4	5802 5
6.1-7	387 4	2642 5	1212 4	0 0	4241 5	56 3	669 4	335 4	0 0	1060 4	5301 4
7.1-8	365 4	2193 4	1106 4	0 0	3664 4	48 2	547 3	259 3	0 0	854 3	4518 4
8.1-9	477 5	1862 3	927 3	0 0	3266 3	45 2	484 3	238 3	0 0	767 3	4033 3
9.1-10	482 5	1616 3	808 3	0 0	2906 3	71 3	488 3	239 3	0 0	798 3	3704 3
10.1-12	53 1	754 1	418 2	0 0	1225 1	3 0	112 1	79 1	0 0	194 1	1419 1
12.1-15	137 1	955 2	550 2	0 0	1642 2	8 0	164 1	103 1	0 0	275 1	1917 2
15.1-20	87 1	581 1	396 1	0 0	1064 1	7 0	100 1	74 1	0 0	181 1	1245 1
20.1-OVER	15 0	290 1	206 1	0 0	511 1	1 0	48 0	45 1	0 0	94 0	605 1
INDEFINITE	0 0	0 0	0 0	0 0	0 0	0 0	0 0	0 0	0 0	0 0	0 0
NONE	1 0	17 0	9 0	0 0	27 0	0 0	5 0	1 0	0 0	6 0	33 0
Total reported	10246	56367	27531	0	94144	2134	16446	7450	0	26030	120174
Percent Reported	100.0	100.0	99.6		99.9	100.0	100.0	99.9		100.0	99.9
NOT REPORTED	0	23	101	0	124	0	0	4	0	4	128
Total	10246	56390	27632	0	94268	2134	16446	7454	0	26034	120302
AVERAGE EXCLUDING INDEFINITE, NONE	4.14	3.87	4.03	.00	3.94	3.34	3.49	3.78	.00	3.56	3.86

Probationer Statistical Profile

Sample: Active & admin probationers, not in facilities  
Act probationers 02/18/2002

Requestor: Nancy Phillips, Statistician

Case type by current age & sex

Case type	Men				Women				Grand Total	%
	age 00-21	age 22-39	age 40-98	age UNKWN	age 00-21	age 22-39	age 40-98	age UNKWN		
PRESENTENCE	0	0	0	0	0	0	0	0	0	0
SPLIT SENTENCE	173	2	5591	10	4128	15	0	0	9892	10
STRAIGHT SENTENCE	9847	96	49277	87	22836	83	0	0	81960	87
ABANDONMENT&BASTARDY	0	0	24	0	71	0	0	0	95	0
OUT OF STATE PROB	225	2	1486	3	591	2	0	0	2302	2
OUT OF STATE A&B	0	0	0	0	1	0	0	0	1	0
SUSPENDED SENTENCE	1	0	12	0	5	0	0	0	18	0
Total reported	10246		56390		27632		0		94268	
Percent Reported	100.0		100.0		100.0				100.0	
NOT REPORTED	0		0		0		0		0	
Total	10246		56390		27632		0		94268	

Probationer Statistical Profile

Sample: Active & admin probationers, not in facilities  
Act probationers 02/18/2002

Requestor: Nancy Phillips, Statistician

Release type by current age & sex

Release type	M e n					W o m e n					Grand	
	age 00-21	age 22-39	age 40-98	age UNKWN	Men Total	age 00-21	age 22-39	age 40-98	age UNKWN	Women Total	Total	%
TRANSF OUT OF STATE	0 0	0 0	0 0	0 0	0 0	0 0	0 0	0 0	0 0	0 0	0 0	0 0
REVOKED (TECHNICAL)	0 0	0 0	0 0	0 0	0 0	0 0	0 0	0 0	0 0	0 0	0 0	0 0
REVOKED (NEW SENT)	0 0	0 0	0 0	0 0	0 0	0 0	0 0	0 0	0 0	0 0	0 0	0 0
REVOKED (NEW CRIME)	0 0	0 0	0 0	0 0	0 0	0 0	0 0	0 0	0 0	0 0	0 0	0 0
ABSCONDED (TOLLED)	0 0	0 0	0 0	0 0	0 0	0 0	0 0	0 0	0 0	0 0	0 0	0 0
ABSCONDED (NON-TOLL)	0 0	0 0	0 0	0 0	0 0	0 0	0 0	0 0	0 0	0 0	0 0	0 0
TERMINATED BY COURT	0 0	0 0	0 0	0 0	0 0	0 0	0 0	0 0	0 0	0 0	0 0	0 0
OUT OF STATE TERM	0 0	0 0	0 0	0 0	0 0	0 0	0 0	0 0	0 0	0 0	0 0	0 0
DEATH	0 0	0 0	0 0	0 0	0 0	0 0	0 0	0 0	0 0	0 0	0 0	0 0
FINAN OBLIG COMPLETE	0 0	0 0	0 0	0 0	0 0	0 0	0 0	0 0	0 0	0 0	0 0	0 0
OTHER	0 0	0 0	0 0	0 0	0 0	0 0	0 0	0 0	0 0	0 0	0 0	0 0
NORMAL RELEASE	0 0	0 0	0 0	0 0	0 0	0 0	0 0	0 0	0 0	0 0	0 0	0 0
A & B SPECIAL TERM	0 0	0 0	0 0	0 0	0 0	0 0	0 0	0 0	0 0	0 0	0 0	0 0
INDEP JURISDICTION	0 0	0 0	0 0	0 0	0 0	0 0	0 0	0 0	0 0	0 0	0 0	0 0
ACTIVE	10246100	56390100	27632100	0 0	94268100	2134100	16446100	7454100	0 0	26034100	120302100	
Total reported	10246	56390	27632	0	94268	2134	16446	7454	0	26034	120302	
Percent Reported	100.0	100.0	100.0		100.0	100.0	100.0	100.0		100.0	100.0	
NOT REPORTED	0	0	0	0	0	0	0	0	0	0	0	
Total	10246	56390	27632	0	94268	2134	16446	7454	0	26034	120302	



Probationer Statistical Profile

Sample: Active & admin probationers, not in facilities  
Act probationers 02/18/2002

Requestor: Nancy Phillips, Statistician

First offender status by current age & sex

1stOffndr	M e n				W o m e n				Grand Total %		
	age 00-21 %	age 22-39 %	age 40-98 %	age UNKWN %	Men Total %	age 00-21 %	age 22-39 %	age 40-98 %		age UNKWN %	Women Total %
FIRST OFFNDR STATUS	5202 51	14826 26	4451 16	0 0	24479 26	1420 67	6610 40	2215 30	0 0	10245 39	34724 29
NO FIRST OFFNDR STAT	5044 49	41564 74	23181 84	0 0	69789 74	714 33	9836 60	5239 70	0 0	15789 61	85578 71
Total reported	10246	56390	27632	0	94268	2134	16446	7454	0	26034	120302
Percent Reported	100.0	100.0	100.0		100.0	100.0	100.0	100.0		100.0	100.0
NOT REPORTED	0	0	0	0	0	0	0	0	0	0	0
Total	10246	56390	27632	0	94268	2134	16446	7454	0	26034	120302

Probationer Statistical Profile

Sample: Active & admin probationers, not in facilities  
Act probationers 02/18/2002

Requestor: Nancy Phillips, Statistician

Type probationer by current age & sex

Type probationer	M e n					W o m e n					Grand Total %
	age 00-21 %	age 22-39 %	age 40-98 %	age UNKWN %	Men Total %	age 00-21 %	age 22-39 %	age 40-98 %	age UNKWN %	Women Total %	
MISDEMEANANT	240 2	1258 2	646 2	0 0	2144 2	53 2	384 2	190 3	0 0	627 2	2771 2
FELON	10005 98	55096 98	26909 97	0 0	92010 98	2079 97	16059 98	7262 97	0 0	25400 98	117410 98
ABANDONMENT&BASTARDY	0 0	24 0	72 0	0 0	96 0	0 0	1 0	1 0	0 0	2 0	98 0
SUSPENDED SENTENCE	1 0	12 0	5 0	0 0	18 0	2 0	2 0	1 0	0 0	5 0	23 0
Total reported	10246	56390	27632	0	94268	2134	16446	7454	0	26034	120302
Percent Reported	100.0	100.0	100.0		100.0	100.0	100.0	100.0		100.0	100.0
NOT REPORTED	0	0	0	0	0	0	0	0	0	0	0
Total	10246	56390	27632	0	94268	2134	16446	7454	0	26034	120302

Probationer Statistical Profile

Sample: Active & admin probationers, not in facilities  
Act probationers 02/18/2002

Requestor: Nancy Phillips, Statistician

Most serious crime by group by current age & sex

Crime group	Men				Women				Grand Total	%
	age 00-21	age 22-39	age 40-98	age UNKWN	age 00-21	age 22-39	age 40-98	age UNKWN		
HOMICIDE	17 0	333 1	240 1	0 0	7 0	104 1	81 1	0 0	192 1	782 1
ABORTION	0 0	4 0	0 0	0 0	0 0	1 0	0 0	0 0	1 0	5 0
BODILY INJRY&REL OFF	641 6	5572 10	3468 13	0 0	158 7	1031 6	500 7	0 0	1689 6	11370 9
ARSON & REL OFF	43 0	324 1	198 1	0 0	6 0	100 1	65 1	0 0	171 1	736 1
DAMAGE OF PROPERTY	225 2	665 1	229 1	0 0	50 2	148 1	48 1	0 0	246 1	1365 1
BURGLARY & REL OFF	1633 16	5834 10	1590 6	0 0	127 6	606 4	151 2	0 0	884 3	9941 8
FORGERY & REL OFF	578 6	4130 7	1838 7	0 0	502 24	3914 24	1382 19	0 0	5798 22	12344 10
THEFT	2217 22	7772 14	3219 12	0 0	659 31	3724 23	1433 19	0 0	5816 22	19024 16
ROBBERY	348 3	1776 3	511 2	0 0	40 2	168 1	55 1	0 0	263 1	2898 2
SEXUAL OFFENSES	474 5	2258 4	2099 8	0 0	18 1	94 1	48 1	0 0	160 1	4991 4
OBSCENITY CRIMES	0 0	3 0	7 0	0 0	0 0	0 0	1 0	0 0	1 0	11 0
TREASON & REL OFF	6 0	34 0	17 0	0 0	2 0	16 0	4 0	0 0	22 0	79 0
CRIMES INVOLVNG GOVT	184 2	1355 2	513 2	0 0	44 2	426 3	234 3	0 0	704 3	2756 2
FALSIFICATIONS	20 0	162 0	84 0	0 0	13 1	105 1	35 0	0 0	153 1	419 0
OBSTRUCT LAW ENFORCE	31 0	214 0	86 0	0 0	6 0	75 0	36 0	0 0	117 0	448 0
DISORDERLY CONDUCT	65 1	173 0	69 0	0 0	7 0	24 0	12 0	0 0	43 0	350 0
GAMBLING & REL OFF	5 0	48 0	21 0	0 0	2 0	18 0	10 0	0 0	30 0	104 0
CRUELTY TO CHILDREN	26 0	567 1	340 1	0 0	18 1	420 3	133 2	0 0	571 2	1504 1
CRIMES WITH GUNS	184 2	800 1	620 2	0 0	19 1	47 0	34 0	0 0	100 0	1704 1
INVASION PRIVACY	5 0	89 0	45 0	0 0	0 0	1 0	2 0	0 0	3 0	142 0
RACKETEERING	0 0	5 0	18 0	0 0	0 0	3 0	9 0	0 0	12 0	35 0
DRUG ABUSE OFFENSES	3147 31	20360 36	9171 33	0 0	370 17	4588 28	2639 35	0 0	7597 29	40275 33
DRUG TRAFFICKING	28 0	370 1	280 1	0 0	7 0	90 1	79 1	0 0	176 1	854 1
AUTO CRIMES	15 0	1741 3	1992 7	0 0	0 0	153 1	177 2	0 0	330 1	4078 3
REVENUE & CONTRABAND	2 0	5 0	6 0	0 0	0 0	4 0	3 0	0 0	7 0	20 0
CRIMES OF OTH STATES	35 0	196 0	85 0	0 0	12 1	83 1	31 0	0 0	126 0	442 0
MISC. FELONIES	72 1	309 1	163 1	0 0	13 1	111 1	59 1	0 0	183 1	727 1
MISDEMEANORS	240 2	1275 2	712 3	0 0	54 3	386 2	191 3	0 0	631 2	2858 2
Total reported	10241	56374	27621	0	2134	16440	7452	0	26026	120262
Percent Reported	100.0	100.0	100.0		100.0	100.0	100.0		100.0	100.0
NOT REPORTED	5	16	11	0	0	6	2	0	8	40
Total	10246	56390	27632	0	2134	16446	7454	0	26034	120302

Probationer Statistical Profile

Sample: Active & admin probationers, not in facilities  
Act probationers 02/18/2002

Requestor: Nancy Phillips, Statistician

Most serious offense by current age & sex

Most serious offense	Men					Women					Grand Total	%
	age 00-21 %	age 22-39 %	age 40-98 %	age UNKWN %	Men Total %	age 00-21 %	age 22-39 %	age 40-98 %	age UNKWN %	Women Total %		
Misdemeanors	-----											
abandonment	0 0	16 0	64 0	0 0	80 0	0 0	1 0	1 0	0 0	2 0	82 0	
non-support	0 0	1 0	0 0	0 0	1 0	0 0	0 0	0 0	0 0	0 0	1 0	
stalking	1 0	7 0	8 0	0 0	16 0	0 0	2 0	1 0	0 0	3 0	19 0	
assault & battery	3 0	13 0	9 0	0 0	25 0	0 0	3 0	2 0	0 0	5 0	30 0	
atmpt murder	0 0	2 0	0 0	0 0	2 0	0 0	0 0	0 0	0 0	0 0	2 0	
aggravated assault	4 0	23 0	20 0	0 0	47 0	0 0	9 0	4 0	0 0	13 0	60 0	
simple assault	7 0	38 0	42 0	0 0	87 0	3 0	8 0	4 0	0 0	15 0	102 0	
simple battery	22 0	185 0	75 0	0 0	282 0	10 0	23 0	9 0	0 0	42 0	324 0	
stabbing another	0 0	0 0	1 0	0 0	1 0	0 0	0 0	0 0	0 0	0 0	1 0	
shooting at another	0 0	1 0	1 0	0 0	2 0	0 0	1 0	0 0	0 0	1 0	3 0	
wife beating	0 0	2 0	0 0	0 0	2 0	0 0	0 0	0 0	0 0	0 0	2 0	
concealing a death	0 0	1 0	0 0	0 0	1 0	0 0	0 0	0 0	0 0	0 0	1 0	
leave scene had inju	0 0	1 0	1 0	0 0	2 0	0 0	0 0	0 0	0 0	0 0	2 0	
crmnl intfer govt pr	0 0	3 0	0 0	0 0	3 0	0 0	0 0	0 0	0 0	0 0	3 0	
reckless conduct	7 0	19 0	7 0	0 0	33 0	0 0	12 0	1 0	0 0	13 0	46 0	
disorderly conduct	0 0	5 0	4 0	0 0	9 0	0 0	0 0	0 0	0 0	0 0	9 0	
motor vehicle abando	0 0	1 0	1 0	0 0	2 0	0 0	0 0	1 0	0 0	1 0	3 0	
larceny	0 0	3 0	2 0	0 0	5 0	0 0	3 0	0 0	0 0	3 0	8 0	
receiving stolen goo	5 0	16 0	5 0	0 0	26 0	1 0	5 0	0 0	0 0	6 0	32 0	
theft by taking	21 0	78 0	26 0	0 0	125 0	9 0	39 0	16 0	0 0	64 0	189 0	
robbery	2 0	10 0	1 0	0 0	13 0	0 0	4 0	0 0	0 0	4 0	17 0	
burglary	1 0	23 0	6 0	0 0	30 0	1 0	2 0	0 0	0 0	3 0	33 0	
car breaking	0 0	1 0	1 0	0 0	2 0	0 0	0 0	0 0	0 0	0 0	2 0	
alter id	1 0	1 0	0 0	0 0	2 0	0 0	0 0	0 0	0 0	0 0	2 0	
bad checks	3 0	42 0	24 0	0 0	69 0	2 0	63 0	33 0	0 0	98 0	167 0	
fraudulent checks	0 0	1 0	3 0	0 0	4 0	1 0	4 0	0 0	0 0	5 0	9 0	
forgery	4 0	11 0	0 0	0 0	15 0	2 0	13 0	1 0	0 0	16 0	31 0	
worthless checks	0 0	0 0	2 0	0 0	2 0	0 0	3 0	7 0	0 0	10 0	12 0	
s/d of narcotics	1 0	6 0	1 0	0 0	8 0	0 0	0 0	0 0	0 0	0 0	8 0	
public drunkenness	0 0	2 0	1 0	0 0	3 0	0 0	1 0	0 0	0 0	1 0	4 0	
s/d dep,stim,cntrf d	0 0	3 0	0 0	0 0	3 0	0 0	0 0	0 0	0 0	0 0	3 0	
s/d of marijuana	0 0	6 0	3 0	0 0	9 0	0 0	1 0	0 0	0 0	1 0	10 0	
poss of narcotics	1 0	3 0	0 0	0 0	4 0	0 0	0 0	1 0	0 0	1 0	5 0	

(continued)

Probationer Statistical Profile

Sample: Active & admin probationers, not in facilities  
Act probationers 02/18/2002

Requestor: Nancy Phillips, Statistician

Most serious offense by current age & sex (continued)

Most serious offense	Men						Women						Grand Total	%
	age 00-21	age 22-39	age 40-98	age UNKWN	Men Total	Men %	age 00-21	age 22-39	age 40-98	age UNKWN	Women Total	Women %		
poss dep,stim,cntrf	0	2	0	0	2	0	0	0	0	0	0	2	0	
poss of lsd	0	1	0	0	1	0	0	0	0	0	0	1	0	
poss of marijuana	10	41	11	0	62	0	8	1	0	9	0	71	0	
viol motor veh law	11	70	23	0	104	2	17	6	0	25	0	129	0	
dui	16	234	165	1	415	5	39	29	0	73	0	488	0	
obstr of law enf off	21	96	40	0	157	1	11	10	0	22	0	179	0	
impersonating anothe	2	8	2	0	12	0	8	0	0	8	0	20	0	
crmnl trespassing	16	31	14	0	61	3	8	2	0	13	0	74	0	
illegal attm to obt	0	1	1	0	2	0	0	1	0	1	0	3	0	
crmnl damage	8	5	3	0	16	0	3	1	0	4	0	20	0	
terroristic threats	2	3	4	0	9	0	0	1	0	1	0	10	0	
viol ga cntrl subst	17	65	20	0	102	2	17	10	0	29	0	131	0	
prostitution	0	0	0	0	0	0	1	1	0	2	0	2	0	
sodomy	0	0	2	0	2	0	0	0	0	0	0	2	0	
public indecency	0	5	6	0	11	0	1	0	0	1	0	12	0	
peeping tom	1	2	0	0	3	0	0	0	0	0	0	3	0	
molesting a minor	0	0	3	0	3	0	0	0	0	0	0	3	0	
atmpt rape	0	1	0	0	1	0	0	0	0	0	0	1	0	
sexual battery	6	5	9	0	20	0	2	0	0	2	0	22	0	
escape	1	5	0	0	6	0	0	1	0	1	0	7	0	
cpwl & concealed wea	2	18	6	0	26	1	2	0	0	3	0	29	0	
shoplifting	6	8	7	0	21	4	26	7	0	37	0	58	0	
viol game & fish law	1	0	0	0	1	0	0	0	0	0	0	1	0	
pointing gun at anot	2	5	3	0	10	0	1	0	0	1	0	11	0	
deadly weapons in pu	1	1	0	0	2	0	1	0	0	1	0	3	0	
crmnl attempt	1	1	1	0	3	0	0	1	0	1	0	4	0	
other misdemeanor	11	59	33	0	103	1	13	15	0	29	0	132	0	
riot	1	0	0	0	1	0	0	0	0	0	0	1	0	
inciting to riot	1	0	0	0	1	0	0	0	0	0	0	1	0	
fighting in public p	1	0	0	0	1	0	0	1	0	1	0	2	0	
off agnst pub hlth/m	0	3	6	0	9	0	0	0	0	0	0	9	0	
gambling & related o	0	0	1	0	1	0	0	0	0	0	0	1	0	
involuntary manslaug	0	0	1	0	1	0	0	1	0	1	0	2	0	
interference with cu	2	1	3	0	6	0	0	0	0	0	0	6	0	
theft by deception <	0	2	2	0	4	1	4	2	0	7	0	11	0	

(continued)

Probationer Statistical Profile

Sample: Active & admin probationers, not in facilities  
Act probationers 02/18/2002

Requestor: Nancy Phillips, Statistician

Most serious offense by current age & sex (continued)

Most serious offense	Men					Women					Grand Total	%	
	age 00-21	age 22-39	age 40-49	age 50-59	age UNKWN	age 00-21	age 22-39	age 40-49	age 50-59	age UNKWN			
theft/lost/property<	0	5	0	0	0	5	0	0	0	0	0	5	0
theft of services <	0	2	1	0	0	3	0	1	0	0	1	4	0
theft by conversion	0	4	2	0	0	6	0	2	0	0	4	10	0
theft motor vehicle,	1	5	0	0	0	6	0	0	0	0	0	6	0
conversn paymnt real	0	1	0	0	0	1	0	0	0	0	0	1	0
entrng mot veh crim	0	7	0	0	0	7	0	1	2	0	3	10	0
viol forgery&fraud p	0	0	1	0	0	1	0	1	0	0	1	2	0
tpos/use drug rel ob	0	0	1	0	0	1	0	1	1	0	2	3	0
obtn/attmpt drugs il	0	1	2	0	0	3	0	2	3	0	5	8	0
viol dangerous drugs	0	1	0	0	0	1	0	0	0	0	0	1	0
mfg/dist imitate con	0	4	0	0	0	4	0	1	0	0	1	5	0
misc abuse govt offi	1	0	0	0	0	1	0	1	1	0	2	3	0
misc escape & other	0	2	0	0	0	2	0	0	0	0	0	2	0
misc offns relt jud	0	0	1	0	0	1	0	0	0	0	0	1	0
misc obstruction off	1	0	1	0	0	2	0	0	0	0	0	2	0
misc crim trsps/crim	0	1	0	0	0	1	0	0	0	0	0	1	0
misc sexual offenses	1	3	2	0	0	6	0	0	0	0	0	6	0
pandering	0	0	1	0	0	1	0	0	0	0	0	1	0
providing sex mat mi	0	1	0	0	0	1	0	0	0	0	0	1	0
exhibit sex shows mi	0	0	1	0	0	1	0	0	0	0	0	1	0
dng instrmntalties &	0	1	1	0	0	2	0	0	0	0	0	2	0
viol alcoh bev regs	1	0	2	0	0	3	0	0	0	0	0	3	0
furnish liquor to mi	1	0	2	0	0	3	0	0	0	0	0	3	0
poss alc bev by juve	3	1	1	0	0	5	0	0	0	0	0	5	0
veh homicide tit 40	0	1	2	0	0	3	0	0	0	0	0	3	0
viol motor veh licen	0	0	0	0	0	0	1	0	0	0	1	1	0
conspiracy commit mis	0	1	0	0	0	1	0	0	0	0	0	1	0
misc misdemeanor	6	33	14	0	0	53	4	15	9	0	28	81	0
misc invasion of pri	0	1	0	0	0	1	0	0	0	0	0	1	0
viol othr states law	2	3	3	0	0	8	0	2	2	0	4	12	0

(continued)

Probationer Statistical Profile

Sample: Active & admin probationers, not in facilities  
Act probationers 02/18/2002

Requestor: Nancy Phillips, Statistician

Most serious offense by current age & sex (continued)

Most serious offense	Men					Women					Grand Total	%
	age 00-21 %	age 22-39 %	age 40-98 %	age UNKWN %	Men Total %	age 00-21 %	age 22-39 %	age 40-98 %	age UNKWN %	Women Total %		
-----												
FELONIES	-----											
MISC HOMICIDE OFFENS	0 0	5 0	1 0	0 0	6 0	1 0	0 0	0 0	0 0	1 0	7 0	
MURDER	1 0	5 0	6 0	0 0	12 0	0 0	7 0	1 0	0 0	8 0	20 0	
VOLUNTARY MANSLAUGHT	1 0	79 0	93 0	0 0	173 0	0 0	34 0	41 1	0 0	75 0	248 0	
INVOLUNTARY MANSLAUG	7 0	43 0	29 0	0 0	79 0	3 0	22 0	8 0	0 0	33 0	112 0	
FETICIDE	0 0	1 0	0 0	0 0	1 0	0 0	1 0	0 0	0 0	1 0	2 0	
VEHICULAR HOMICIDE	5 0	185 0	99 0	0 0	289 0	3 0	39 0	22 0	0 0	64 0	353 0	
HOMICIDE BY PILOT,DU	0 0	2 0	1 0	0 0	3 0	0 0	0 0	1 0	0 0	1 0	4 0	
CONCEAL DEATH OF ANO	1 0	2 0	0 0	0 0	3 0	0 0	0 0	0 0	0 0	0 0	3 0	
ATMPT MURDER	2 0	11 0	11 0	0 0	24 0	0 0	1 0	8 0	0 0	9 0	33 0	
MISC ABORTION	0 0	1 0	0 0	0 0	1 0	0 0	0 0	0 0	0 0	0 0	1 0	
CRMNL ABORTION	0 0	3 0	0 0	0 0	3 0	0 0	1 0	0 0	0 0	1 0	4 0	
MISC ASSAULT/BATTERY	2 0	76 0	33 0	0 0	111 0	0 0	4 0	7 0	0 0	11 0	122 0	
FAMILY VIOLENCE BATT	1 0	2 0	0 0	0 0	3 0	0 0	1 0	0 0	0 0	1 0	4 0	
AGGRAV ASSAULT	398 4	3456 6	2178 8	0 0	6032 6	117 5	819 5	393 5	0 0	1329 5	7361 6	
ATMPT AGGRAV ASSAULT	3 0	22 0	18 0	0 0	43 0	2 0	10 0	1 0	0 0	13 0	56 0	
AGGRAV BATTERY	44 0	422 1	231 1	0 0	697 1	8 0	38 0	21 0	0 0	67 0	764 1	
TERRORIST THREATS &	135 1	726 1	493 2	0 0	1354 1	22 1	89 1	39 1	0 0	150 1	1504 1	
FALSE IMPRISONMENT	19 0	200 0	79 0	0 0	298 0	1 0	10 0	3 0	0 0	14 0	312 0	
FALSE IMPRIS COLOR L	0 0	0 0	2 0	0 0	2 0	0 0	1 0	0 0	0 0	1 0	3 0	
KIDNAPPING	2 0	92 0	39 0	0 0	133 0	0 0	2 0	2 0	0 0	4 0	137 0	
INTERFERENCE WITH CU	5 0	18 0	10 0	0 0	33 0	2 0	9 0	5 0	0 0	16 0	49 0	
AGGRAV ASSAULT POLCE	9 0	116 0	90 0	0 0	215 0	1 0	15 0	11 0	0 0	27 0	242 0	
AGGRAV BATTERY PEACE	2 0	5 0	1 0	0 0	8 0	0 0	1 0	0 0	0 0	1 0	9 0	
SIMPLE BATTERY	2 0	31 0	19 0	0 0	52 0	0 0	3 0	0 0	0 0	3 0	55 0	
RECK COND	0 0	8 0	1 0	0 0	9 0	0 0	5 0	0 0	0 0	5 0	14 0	
STALKING	2 0	12 0	18 0	0 0	32 0	0 0	1 0	0 0	0 0	1 0	33 0	
AGGRAV STALKING	17 0	383 1	251 1	0 0	651 1	5 0	23 0	18 0	0 0	46 0	697 1	
ATMPT KIDNAP	0 0	3 0	5 0	0 0	8 0	0 0	0 0	0 0	0 0	0 0	8 0	
ARSON MISC	1 0	14 0	9 0	0 0	24 0	0 0	2 0	5 0	0 0	7 0	31 0	
ARSON 1ST DEGREE	27 0	229 0	157 1	0 0	413 0	5 0	69 0	51 1	0 0	125 0	538 0	
ARSON 2ND DEGREE	10 0	58 0	25 0	0 0	93 0	0 0	18 0	8 0	0 0	26 0	119 0	

(continued)

Probationer Statistical Profile

Sample: Active & admin probationers, not in facilities  
Act probationers 02/18/2002

Requestor: Nancy Phillips, Statistician

Most serious offense by current age & sex (continued)

Most serious offense	Men						Women						Grand Total	%
	age 00-21	age 22-39	age 40-98	age UNKWN	Men Total	Men %	age 00-21	age 22-39	age 40-98	age UNKWN	Women Total	Women %		
ARSON 3RD DEGREE	3 0	14 0	4 0	0 0	21 0	1 0	8 0	1 0	0 0	10 0	31 0	0 0		
CRMNL POSS EXPLOSIVE	1 0	6 0	3 0	0 0	10 0	0 0	3 0	0 0	0 0	3 0	13 0	0 0		
CRMNL POSS INCENDIAR	1 0	3 0	0 0	0 0	4 0	0 0	0 0	0 0	0 0	0 0	4 0	0 0		
MISC CRIMINAL DAMAGE	7 0	12 0	6 0	0 0	25 0	1 0	3 0	0 0	0 0	4 0	29 0	0 0		
CRMNL DAMAGE 1ST DEG	44 0	168 0	60 0	0 0	272 0	7 0	31 0	9 0	0 0	47 0	319 0	0 0		
CRMNL DAMAGE 2ND DEG	145 1	423 1	145 1	0 0	713 1	42 2	108 1	33 0	0 0	183 1	896 1	0 0		
DAMAGE,DESTROY SECR	4 0	19 0	6 0	0 0	29 0	0 0	3 0	4 0	0 0	7 0	36 0	0 0		
VANDALISM TO CHURCH	2 0	6 0	0 0	0 0	8 0	0 0	1 0	1 0	0 0	2 0	10 0	0 0		
ALTER ID	23 0	37 0	12 0	0 0	72 0	0 0	2 0	1 0	0 0	3 0	75 0	0 0		
BURGLARY	1542 15	5664 10	1536 6	0 0	8742 9	121 6	591 4	147 2	0 0	859 3	9601 8	0 0		
POSS BURGLAR TOOLS	55 1	86 0	29 0	0 0	170 0	2 0	12 0	1 0	0 0	15 0	185 0	0 0		
ATMPT BURGLARY	36 0	84 0	25 0	0 0	145 0	4 0	3 0	3 0	0 0	10 0	155 0	0 0		
MISC FORGERY	3 0	16 0	5 0	0 0	24 0	6 0	14 0	6 0	0 0	26 0	50 0	0 0		
FORGERY 1ST DEGREE	418 4	3166 6	1435 5	0 0	5019 5	330 15	2989 18	1098 15	0 0	4417 17	9436 8	0 0		
FORGERY 2ND DEGREE	30 0	167 0	41 0	0 0	238 0	14 1	74 0	19 0	0 0	107 0	345 0	0 0		
BAD CHECKS	8 0	169 0	157 1	0 0	334 0	12 1	168 1	85 1	0 0	265 1	599 0	0 0		
ILLEGAL USE-CREDIT C	4 0	11 0	3 0	0 0	18 0	2 0	10 0	1 0	0 0	13 0	31 0	0 0		
THEFT CREDIT CARD	26 0	92 0	21 0	0 0	139 0	20 1	77 0	18 0	0 0	115 0	254 0	0 0		
FORGERY CREDIT CARD	9 0	36 0	4 0	0 0	49 0	10 0	43 0	4 0	0 0	57 0	106 0	0 0		
FRAUDULENT CREDIT CA	71 1	308 1	62 0	0 0	441 0	91 4	372 2	70 1	0 0	533 2	974 1	0 0		
CRMNL POSS CREDIT CA	1 0	4 0	1 0	0 0	6 0	0 0	1 0	0 0	0 0	1 0	7 0	0 0		
RECV GDS,SRVS FRAUD	1 0	15 0	8 0	0 0	24 0	1 0	22 0	18 0	0 0	41 0	65 0	0 0		
TELECOMMUNICATIONS F	1 0	18 0	8 0	0 0	27 0	0 0	8 0	3 0	0 0	11 0	38 0	0 0		
ATMPT FORGERY	0 0	2 0	1 0	0 0	3 0	1 0	2 0	4 0	0 0	7 0	10 0	0 0		
FAILR PAY NATRL PRD/	0 0	1 0	3 0	0 0	4 0	0 0	0 0	1 0	0 0	1 0	5 0	0 0		
FRAUDULENT ACCESS CO	3 0	32 0	5 0	0 0	40 0	7 0	35 0	2 0	0 0	44 0	84 0	0 0		
MISC FRAUD	3 0	93 0	84 0	0 0	180 0	8 0	99 1	53 1	0 0	160 1	340 0	0 0		
THEFT BY TAKING	726 7	3329 6	1521 6	0 0	5576 6	268 13	1880 11	781 10	0 0	2929 11	8505 7	0 0		
THEFT BY DECEPTION	7 0	207 0	188 1	0 0	402 0	16 1	135 1	68 1	0 0	219 1	621 1	0 0		
THEFT BY EXTORTION	1 0	11 0	4 0	0 0	16 0	1 0	3 0	4 0	0 0	8 0	24 0	0 0		
THEFT OF LOST PROPER	2 0	14 0	9 0	0 0	25 0	1 0	8 0	1 0	0 0	10 0	35 0	0 0		
THEFT BY REC STOLEN	687 7	2077 4	575 2	0 0	3339 4	52 2	278 2	75 1	0 0	405 2	3744 3	0 0		
THEFT OF SERVICES	2 0	38 0	25 0	0 0	65 0	1 0	26 0	13 0	0 0	40 0	105 0	0 0		
THEFT BY CONVERSION	9 0	212 0	208 1	0 0	429 0	6 0	128 1	71 1	0 0	205 1	634 1	0 0		
THEFT OF TRADE SECRE	0 0	1 0	2 0	0 0	3 0	0 0	1 0	0 0	0 0	1 0	4 0	0 0		

(continued)



Probationer Statistical Profile

Sample: Active & admin probationers, not in facilities  
Act probationers 02/18/2002

Requestor: Nancy Phillips, Statistician

Most serious offense by current age & sex (continued)

Most serious offense	Men						Women						Grand Total	%
	age 00-21	age 22-39	age 40-98	age UNKWN	Men Total	Men %	age 00-21	age 22-39	age 40-98	age UNKWN	Women Total	Women %		
CONVSN PAYMNTS REAL	0	9	16	0	25	0	0	0	0	0	0	25	0	
THEFT OF MOTOR VEH,	157	479	147	0	783	18	56	16	0	90	0	873	1	
THEFT OF LEASED PERS	0	1	2	0	3	0	5	0	0	5	0	8	0	
THEFT BRING PROP IN	15	59	17	0	91	2	6	2	0	10	0	101	0	
THEFT RECV PROP OUT	3	21	1	0	25	1	2	1	0	4	0	29	0	
LIVESTOCK THEFT	2	7	3	0	12	0	3	0	0	3	0	15	0	
THEFT BY SHOPLIFTING	159	677	400	0	1236	275	1150	397	5	1822	7	3058	3	
ENTERING VEHICLE	447	629	101	0	1177	18	43	3	0	64	0	1241	1	
STEAL ALTER PUBLIC D	0	1	0	0	1	0	0	1	0	1	0	2	0	
ROBBERY	290	1214	300	0	1804	33	126	42	1	201	1	2005	2	
ARMED ROBBERY	31	437	182	0	650	3	34	12	0	49	0	699	1	
HIJACKING MOTOR VEHI	1	5	0	0	6	1	0	0	0	1	0	7	0	
ATMPT ROBBERY	17	68	23	0	108	2	5	1	0	8	0	116	0	
ATMPT ARMED ROBBERY	9	52	6	0	67	1	3	0	0	4	0	71	0	
MISC SEXUAL	1	30	28	0	59	1	2	1	0	4	0	63	0	
RAPE	9	145	101	0	255	0	0	0	0	0	0	255	0	
SODOMY	10	33	47	0	90	2	0	1	0	3	0	93	0	
AGGRAV SODOMY	4	41	81	0	126	0	0	1	0	1	0	127	0	
SEDUCTION	0	1	1	0	2	0	0	1	0	1	0	3	0	
INCEST	4	21	85	0	110	0	3	7	0	10	0	120	0	
BIGAMY	0	2	6	0	8	0	2	0	0	2	0	10	0	
MARRY A BIGAMIST	0	0	0	0	0	0	1	0	0	1	0	1	0	
AGGRAV SEXUAL BATTER	1	25	23	0	49	0	1	0	0	1	0	50	0	
PANDERING BY COMPULS	0	2	1	0	3	0	0	0	0	0	0	3	0	
STATUTORY RAPE	258	762	65	0	1085	5	20	3	0	28	0	1113	1	
CHILD MOLESTATION	148	937	1370	5	2455	7	47	26	0	80	0	2535	2	
ENTICING CHILD-INDEC	20	97	94	0	211	1	11	4	0	16	0	227	0	
AGGRAV CHILD MOLESTA	16	103	166	1	285	1	4	2	0	7	0	292	0	
NECROPHILIA	0	0	0	0	0	0	0	1	0	1	0	1	0	
SEXL/ASLT/AGN/PERS/	1	21	9	0	31	0	3	1	0	4	0	35	0	
SEXUAL ASLT BY THERA	0	1	0	0	1	0	0	0	0	0	0	1	0	
SOLICIT SODOMY FROM	0	3	6	0	9	0	0	0	0	0	0	9	0	
ATMPT RAPE	1	31	13	0	45	1	0	0	0	1	0	46	0	
ATMPT SODOMY	0	0	2	0	2	0	0	0	0	0	0	2	0	
ATMPT AGGRAV SODOMY	1	3	1	0	5	0	0	0	0	0	0	5	0	

(continued)

Probationer Statistical Profile

Sample: Active & admin probationers, not in facilities  
Act probationers 02/18/2002

Requestor: Nancy Phillips, Statistician

Most serious offense by current age & sex (continued)

Most serious offense	Men					Women					Grand Total	%
	age 00-21	age 22-39	age 40-98	age UNKWN	Men Total	age 00-21	age 22-39	age 40-98	age UNKWN	Women Total		
MISC OBSCENITY	0	1	3	0	4	0	0	0	0	0	4	0
DISTRIBUTING OBSCENE	0	1	2	0	3	0	0	1	0	1	4	0
DISTR MAT DEPICT NUD	0	1	2	0	3	0	0	0	0	0	3	0
MISC PUBLIC ORDER	0	6	2	0	8	0	0	1	0	1	9	0
TREASON	0	0	0	0	0	0	1	0	0	1	1	0
INCITING TO INSURREC	1	1	0	0	2	0	1	0	0	1	3	0
ADVOC OVERTHROW OF G	0	0	1	0	1	0	0	0	0	0	1	0
FALSE SWEARNG WRITTN	5	27	14	0	46	2	14	3	0	19	65	0
ABUSE OF GOVT OFFICE	0	0	1	0	1	0	0	0	0	0	1	0
BRIBERY GOVT OFFICER	1	11	12	0	24	0	5	1	0	6	30	0
VIOL OATH PUBLIC OFF	0	4	1	0	5	0	1	1	0	2	7	0
INFLUENCE LEGISLATIV	0	0	1	0	1	0	0	0	0	0	1	0
INFLUENCE GOVT OFFIC	0	2	0	0	2	0	0	0	0	0	2	0
DEFRAUDING STATE	0	17	30	0	47	1	180	120	2	301	348	0
CONSPIRE RESTRAIN FR	0	1	0	0	1	0	1	0	0	1	2	0
FALSE CERTIFICATES	0	5	5	0	10	0	6	0	0	6	16	0
INFLUENCING WITNESS	1	9	6	0	16	1	5	2	0	8	24	0
OBSTR OF LAW ENF OFF	182	1306	457	0	1945	42	228	110	1	380	2325	2
MISC JUDICIAL PROCEE	0	1	2	0	3	1	1	0	0	2	5	0
PERJURY	0	10	12	0	22	1	11	4	0	16	38	0
FALSE SWEARING	1	16	8	0	25	4	16	6	0	26	51	0
SUBORNATION OF PERJU	0	0	1	0	1	0	0	1	0	1	2	0
IMPERSONATION	0	13	2	0	15	2	4	2	0	8	23	0
IMPERSONATING OFFICE	4	35	17	0	56	0	2	0	0	2	58	0
BARRATRY	1	8	1	0	10	0	0	0	0	0	10	0
EMBRACERY	0	0	1	0	1	0	3	0	0	3	4	0
FALSE STATEMENTS GOV	14	77	39	0	130	5	66	21	0	92	222	0
UNAUTH REPRESTN PEAC	0	0	1	0	1	0	0	0	0	0	1	0
IMPRSNTNG ANTHR RBAL	0	2	0	0	2	0	2	1	0	3	5	0
ESCAPE	10	117	59	0	186	0	18	6	0	24	210	0
AIDING ESCAPE	0	4	0	0	4	0	8	4	0	12	16	0
HINDERING APPREH OR	19	66	16	0	101	6	45	25	0	76	177	0
COMPOUNDING A CRIME	1	0	1	0	2	0	3	0	0	3	5	0
MUTINY IN PENAL INST	0	0	1	0	1	0	0	0	0	0	1	0
BAIL JUMPING	0	27	8	0	35	0	1	1	0	2	37	0

(continued)

Probationer Statistical Profile

Sample: Active & admin probationers, not in facilities  
Act probationers 02/18/2002

Requestor: Nancy Phillips, Statistician

Most serious offense by current age & sex (continued)

Most serious offense	Men						Women						Grand Total	%
	age 00-21	age 22-39	age 40-98	age UNKWN	Men Total	Men %	age 00-21	age 22-39	age 40-98	age UNKWN	Women Total	Women %		
ATMPT ESCAPE	1 0	0 0	1 0	0 0	2 0	0 0	0 0	0 0	0 0	0 0	0 0	2 0	0 0	
FALSE PUBLIC ALARM	13 0	13 0	1 0	0 0	27 0	0 0	3 0	1 0	0 0	4 0	0 0	31 0	0 0	
CRMNL INTERFERE GOV'T	52 1	160 0	68 0	0 0	280 0	7 0	21 0	11 0	0 0	39 0	0 0	319 0	0 0	
MISC GAMBLING/RELATE	0 0	0 0	1 0	0 0	1 0	0 0	0 0	0 0	0 0	0 0	0 0	1 0	0 0	
COMMERICAL GAMBLING	0 0	4 0	8 0	0 0	12 0	0 0	3 0	6 0	0 0	9 0	0 0	21 0	0 0	
COMMUNICATING GAMBL	0 0	2 0	1 0	0 0	3 0	0 0	0 0	0 0	0 0	0 0	0 0	3 0	0 0	
BRIBERY OF CONTESTAN	0 0	3 0	2 0	0 0	5 0	0 0	1 0	0 0	0 0	1 0	0 0	6 0	0 0	
GAMBLING ACT ON BUSI	0 0	0 0	1 0	0 0	1 0	0 0	1 0	0 0	0 0	1 0	0 0	2 0	0 0	
DOGFIGHTING	5 0	31 0	6 0	0 0	42 0	0 0	1 0	2 0	0 0	3 0	0 0	45 0	0 0	
LOTTERY VIOLATION	0 0	4 0	1 0	0 0	5 0	1 0	12 0	2 0	0 0	15 0	0 0	20 0	0 0	
BOARDING BUS W/CONCL	0 0	4 0	1 0	0 0	5 0	1 0	0 0	0 0	0 0	1 0	0 0	6 0	0 0	
CRUELTY TO CHILDREN	21 0	517 1	283 1	0 0	821 1	16 1	408 2	130 2	0 0	554 2	0 0	1375 1	0 0	
SEX EXPLOITATION CHI	2 0	18 0	25 0	0 0	45 0	1 0	6 0	1 0	0 0	8 0	0 0	53 0	0 0	
ABANDONMENT OF CHILD	0 0	30 0	30 0	0 0	60 0	0 0	3 0	2 0	0 0	5 0	0 0	65 0	0 0	
CNTRBTNG DELINQENCY	3 0	2 0	2 0	0 0	7 0	1 0	3 0	0 0	0 0	4 0	0 0	11 0	0 0	
MISC WEAPON/EXPLOSIV	12 0	22 0	8 0	0 0	42 0	1 0	1 0	0 0	0 0	2 0	0 0	44 0	0 0	
CARRY CONCEALED WEAP	21 0	80 0	25 0	0 0	126 0	0 0	6 0	0 0	0 0	6 0	0 0	132 0	0 0	
CARRY PISTL WITHOUT	3 0	4 0	1 0	0 0	8 0	0 0	0 0	1 0	0 0	1 0	0 0	9 0	0 0	
ALTER PISTL LICENSE	1 0	2 0	1 0	0 0	4 0	0 0	0 0	0 0	0 0	0 0	0 0	4 0	0 0	
POSS OF FIREARM DUR	16 0	75 0	55 0	0 0	146 0	0 0	10 0	6 0	0 0	16 0	0 0	162 0	0 0	
POSS OF CERTAIN WEAP	26 0	66 0	52 0	0 0	144 0	4 0	5 0	2 0	0 0	11 0	0 0	155 0	0 0	
POSS FIREARM CONVCT	5 0	483 1	469 2	0 0	957 1	0 0	21 0	22 0	0 0	43 0	0 0	1000 1	0 0	
CARRY WEAPON AT SCHO	97 1	59 0	4 0	0 0	160 0	14 1	4 0	2 0	0 0	20 0	0 0	180 0	0 0	
GUARD LINE WITH WEAP	1 0	1 0	2 0	0 0	4 0	0 0	0 0	1 0	0 0	1 0	0 0	5 0	0 0	
POSS WEAPON BY PRISO	2 0	5 0	1 0	0 0	8 0	0 0	0 0	0 0	0 0	0 0	0 0	8 0	0 0	
MISUSE FIREARM HUNTI	0 0	3 0	1 0	0 0	4 0	0 0	0 0	0 0	0 0	0 0	0 0	4 0	0 0	
CRUELTY TO ANIMALS	0 0	0 0	1 0	0 0	1 0	0 0	0 0	0 0	0 0	0 0	0 0	1 0	0 0	
MISC INVASION OF PRI	0 0	2 0	1 0	0 0	3 0	0 0	0 0	1 0	0 0	1 0	0 0	4 0	0 0	
EAVESDROP & SURVEILL	0 0	7 0	9 0	0 0	16 0	0 0	0 0	1 0	0 0	1 0	0 0	17 0	0 0	
PEEPING TOM	5 0	79 0	35 0	0 0	119 0	0 0	1 0	0 0	0 0	1 0	0 0	120 0	0 0	
P/S/D OF EAVESDROP D	0 0	1 0	0 0	0 0	1 0	0 0	0 0	0 0	0 0	0 0	0 0	1 0	0 0	
RACKETEERING	0 0	5 0	18 0	0 0	23 0	0 0	3 0	9 0	0 0	12 0	0 0	35 0	0 0	
S/D NARCOTICS, OPIAT	28 0	347 1	179 1	0 0	554 1	4 0	62 0	47 1	0 0	113 0	0 0	667 1	0 0	
S/D DEP, STIM, CNTRF D	36 0	211 0	119 0	0 0	366 0	3 0	40 0	32 0	0 0	75 0	0 0	441 0	0 0	
S/D OF LSD	7 0	25 0	3 0	0 0	35 0	1 0	0 0	1 0	0 0	2 0	0 0	37 0	0 0	

(continued)

Probationer Statistical Profile

Sample: Active & admin probationers, not in facilities  
Act probationers 02/18/2002

Requestor: Nancy Phillips, Statistician

Most serious offense by current age & sex (continued)

Most serious offense	Men							Women							Grand Total %
	age 00-21 %	age 22-39 %	age 40-49 %	age 50-59 %	age 60-69 %	age UNKWN %	Men Total %	age 00-21 %	age 22-39 %	age 40-49 %	age 50-59 %	age UNKWN %	Women Total %		
S/D OF MARIJUANA	296 3	1503 3	424 2	0 0	2223 2	21 1	220 1	97 1	0 0	338 1	2561 2				
S/D OF ALCOHOLIC IN	0 0	0 0	2 0	0 0	2 0	0 0	0 0	1 0	0 0	1 0	3 0				
POSS NARCOTICS, OPIA	64 1	507 1	311 1	0 0	882 1	8 0	141 1	93 1	0 0	242 1	1124 1				
POSS DEP, STIM, CNTRF	45 0	492 1	264 1	0 0	801 1	13 1	194 1	82 1	0 0	289 1	1090 1				
POSS OF LSD	30 0	74 0	4 0	0 0	108 0	1 0	6 0	3 0	0 0	10 0	118 0				
POSS OF MARIJUANA	282 3	1321 2	397 1	0 0	2000 2	28 1	225 1	113 2	0 0	366 1	2366 2				
ILLEGAL POSS/MANF LI	1 0	6 0	4 0	0 0	11 0	0 0	0 0	0 0	0 0	0 0	11 0				
ILLEGAL ATTM TO OBT	3 0	61 0	37 0	0 0	101 0	2 0	98 1	82 1	0 0	182 1	283 0				
VIOL GA CNTRL SBST A	1355 13	9452 17	4406 16	0 0	15213 16	190 9	2292 14	1283 17	0 0	3765 14	18978 16				
VIOL DNGROUS DRGS AC	12 0	59 0	23 0	0 0	94 0	2 0	26 0	15 0	0 0	43 0	137 0				
UNLWFL MFG/DEL/DIST	5 0	52 0	39 0	0 0	96 0	1 0	8 0	5 0	0 0	14 0	110 0				
FURNISH LIQUOR TO MI	0 0	1 0	0 0	0 0	1 0	0 0	0 0	0 0	0 0	0 0	1 0				
POSS DRUG RELATED MA	6 0	22 0	15 0	0 0	43 0	1 0	14 0	6 0	0 0	21 0	64 0				
S/D CONT SUB PUBLIC	16 0	65 0	16 0	0 0	97 0	0 0	13 0	9 0	0 0	22 0	119 0				
S/D CONT SUB SCHOOL	9 0	38 0	6 0	0 0	53 0	0 0	6 0	1 0	0 0	7 0	60 0				
S/D COCAINE	314 3	1979 4	727 3	0 0	3020 3	21 1	298 2	175 2	0 0	494 2	3514 3				
POSS OF COCAINE	619 6	3942 7	2018 7	0 0	6579 7	67 3	860 5	525 7	0 0	1452 6	8031 7				
ATMPT VIOL SUBSTANCE	19 0	203 0	177 1	0 0	399 0	7 0	85 1	69 1	0 0	161 1	560 0				
MISC DRUGS TRAFFICKI	2 0	41 0	29 0	0 0	72 0	0 0	11 0	5 0	0 0	16 0	88 0				
TRAF COCAINE LESS 20	8 0	197 0	131 0	0 0	336 0	1 0	37 0	40 1	0 0	78 0	414 0				
TRAF COCAINE 201-400	3 0	29 0	24 0	0 0	56 0	0 0	5 0	4 0	0 0	9 0	65 0				
TRAF COCAINE 401+ GM	0 0	7 0	12 0	0 0	19 0	0 0	1 0	2 0	0 0	3 0	22 0				
TRAF NARCOTIC LESS 1	0 0	2 0	2 0	0 0	4 0	1 0	0 0	0 0	0 0	1 0	5 0				
TRAF NARCOTIC 15-28	2 0	3 0	0 0	0 0	5 0	0 0	1 0	1 0	0 0	2 0	7 0				
TRAF NARCOTIC 29+ GM	0 0	2 0	2 0	0 0	4 0	0 0	0 0	1 0	0 0	1 0	5 0				
TRAF MARIJNA 101-200	2 0	14 0	24 0	0 0	40 0	1 0	4 0	4 0	0 0	9 0	49 0				
TRAF MARIJNA 2001-10	0 0	4 0	0 0	0 0	4 0	0 0	1 0	0 0	0 0	1 0	5 0				
TRAF MARIJNA 10001+	1 0	1 0	3 0	0 0	5 0	0 0	0 0	0 0	0 0	0 0	5 0				
TRAF METHAQUALONE < 4	0 0	3 0	4 0	0 0	7 0	1 0	1 0	1 0	0 0	3 0	10 0				
TRAF METHAQUALONE >=4	0 0	2 0	2 0	0 0	4 0	0 0	1 0	0 0	0 0	1 0	5 0				
TRAF AMPHTMINE 28-19	0 0	9 0	6 0	0 0	15 0	0 0	3 0	3 0	0 0	6 0	21 0				
TRAF AMPHTMINE 200-3	0 0	2 0	4 0	0 0	6 0	0 0	0 0	2 0	0 0	2 0	8 0				
TRAF AMPHTMINE 400+	0 0	0 0	0 0	0 0	0 0	0 0	1 0	0 0	0 0	1 0	1 0				
TRANSACTIONS DRUG OB	1 0	0 0	1 0	0 0	2 0	0 0	1 0	0 0	0 0	1 0	3 0				
TRANSACTIONS CNTRFT	1 0	2 0	0 0	0 0	3 0	0 0	0 0	1 0	0 0	1 0	4 0				

(continued)

Probationer Statistical Profile

Sample: Active & admin probationers, not in facilities  
Act probationers 02/18/2002

Requestor: Nancy Phillips, Statistician

Most serious offense by current age & sex (continued)

Most serious offense	Men					Women					Grand Total	%
	age 00-21	age 22-39	age 40-98	age UNKWN	Men Total	age 00-21	age 22-39	age 40-98	age UNKWN	Women Total		
USE COMM FACILITY VIO	3 0	6 0	8 0	0 0	17 0	1 0	1 0	2 0	0 0	4 0	21 0	
ATT/CONSPRCY COMMT C	2 0	33 0	16 0	0 0	51 0	2 0	17 0	11 0	0 0	30 0	81 0	
UNAUTH DIST CONTRLLD	1 0	4 0	6 0	0 0	11 0	0 0	2 0	2 0	0 0	4 0	15 0	
ILLGL DIST CONTRLLD	2 0	9 0	6 0	0 0	17 0	0 0	3 0	0 0	0 0	3 0	20 0	
VIOL MOTOR VEHICLE L	10 0	144 0	114 0	0 0	268 0	0 0	29 0	17 0	0 0	46 0	314 0	
ALTER CAR TITLE	0 0	1 0	3 0	0 0	4 0	0 0	0 0	0 0	0 0	0 0	4 0	
DRVNG HABTL VIOLATOR	2 0	1205 2	1489 5	0 0	2696 3	0 0	92 1	113 2	0 0	205 1	2901 2	
HABIT TRAF VOIL/IMPA	1 0	181 0	192 1	0 0	374 0	0 0	16 0	30 0	0 0	46 0	420 0	
HABIT TRAF VIOL/OTHE	2 0	210 0	194 1	0 0	406 0	0 0	16 0	17 0	0 0	33 0	439 0	
DSTL ALCOHOL BEVERAG	0 0	0 0	4 0	0 0	4 0	0 0	0 0	1 0	0 0	1 0	5 0	
POSS UNAUTHORIZED ST	0 0	0 0	0 0	0 0	0 0	0 0	1 0	0 0	0 0	1 0	1 0	
POSS CONTRABAND ARTI	2 0	4 0	2 0	0 0	8 0	0 0	2 0	1 0	0 0	3 0	11 0	
TRNSPRT CONTRABAND A	0 0	1 0	0 0	0 0	1 0	0 0	0 0	1 0	0 0	1 0	2 0	
CONCEAL CONTRABAND	0 0	0 0	0 0	0 0	0 0	0 0	1 0	0 0	0 0	1 0	1 0	
MISC MRALS/PBLIC H/S	1 0	5 0	6 0	0 0	12 0	0 0	1 0	1 0	0 0	2 0	14 0	
VIOL GAME AND FISH L	0 0	2 0	1 0	0 0	3 0	0 0	0 0	0 0	0 0	0 0	3 0	
MISC CORRECTIONL INS	4 0	9 0	4 0	0 0	17 0	0 0	5 0	1 0	0 0	6 0	23 0	
VIOLATN OTHR STATES	35 0	196 0	85 0	0 0	316 0	12 1	83 1	31 0	0 0	126 0	442 0	
CONSPIRACY	13 0	47 0	12 0	0 0	72 0	3 0	38 0	7 0	0 0	48 0	120 0	
CRMNL ATMPT	47 0	201 0	124 0	0 0	372 0	7 0	60 0	39 1	0 0	106 0	478 0	
AIRCRAFT HIJACKING	0 0	3 0	0 0	0 0	3 0	0 0	0 0	0 0	0 0	0 0	3 0	
UNAUTH DIST RECRD DE	2 0	3 0	3 0	0 0	8 0	0 0	0 0	0 0	0 0	0 0	8 0	
CRMNL SOLICITATION	0 0	21 0	15 0	0 0	36 0	1 0	8 0	5 0	0 0	14 0	50 0	
PARTY TO A CRIME	5 0	7 0	2 0	0 0	14 0	1 0	2 0	4 0	0 0	7 0	21 0	
CRMNL TRESPASSING	3 0	9 0	3 0	0 0	15 0	0 0	0 0	2 0	0 0	2 0	17 0	
GANG PARTICIPATION	1 0	0 0	0 0	0 0	1 0	1 0	0 0	0 0	0 0	1 0	2 0	
Total reported	10245	56372	27628	0	94245	2134	16443	7452	0	26029	120274	
Percent Reported	100.0	100.0	100.0		100.0	100.0	100.0	100.0		100.0	100.0	
NOT REPORTED	1	18	4	0	23	0	3	2	0	5	28	
Total	10246	56390	27632	0	94268	2134	16446	7454	0	26034	120302	

Probationer Statistical Profile

Sample: Active & admin probationers, not in facilities  
Act probationers 02/18/2002

Requestor: Nancy Phillips, Statistician

Most serious crime type by current age & sex

Crime type	Men					Women					Grand Total	%
	age 00-21	age 22-39	age 40-98	age UNKWN	Men Total	age 00-21	age 22-39	age 40-98	age UNKWN	Women Total		
VIOL/PERSN	1066	8477	4655	0	14198	232	1753	783	0	2768	16966	14
NVIOL/PERS	138	229	178	0	545	16	35	18	0	69	614	1
PROPERTY	4771	19049	7253	0	31073	1371	8878	3295	0	13544	44617	37
DRUG SALES	740	4609	1797	0	7146	58	739	446	0	1243	8389	7
DRUG POSSN	2463	16248	7687	0	26398	321	3969	2288	0	6578	32976	27
ALCOHOL	6	10	16	0	32	0	1	2	0	3	35	0
HABIT/DUI	31	1974	2154	0	4159	5	192	206	0	403	4562	4
SEX OFFEND	483	2283	2135	0	4901	19	100	50	0	169	5070	4
OTHER	548	3511	1757	0	5816	112	779	366	0	1257	7073	6
Total reported	10246	56390	27632	0	94268	2134	16446	7454	0	26034	120302	
Percent Reported	100.0	100.0	100.0		100.0	100.0	100.0	100.0		100.0	100.0	
NOT REPORTED	0	0	0	0	0	0	0	0	0	0	0	
Total	10246	56390	27632	0	94268	2134	16446	7454	0	26034	120302	