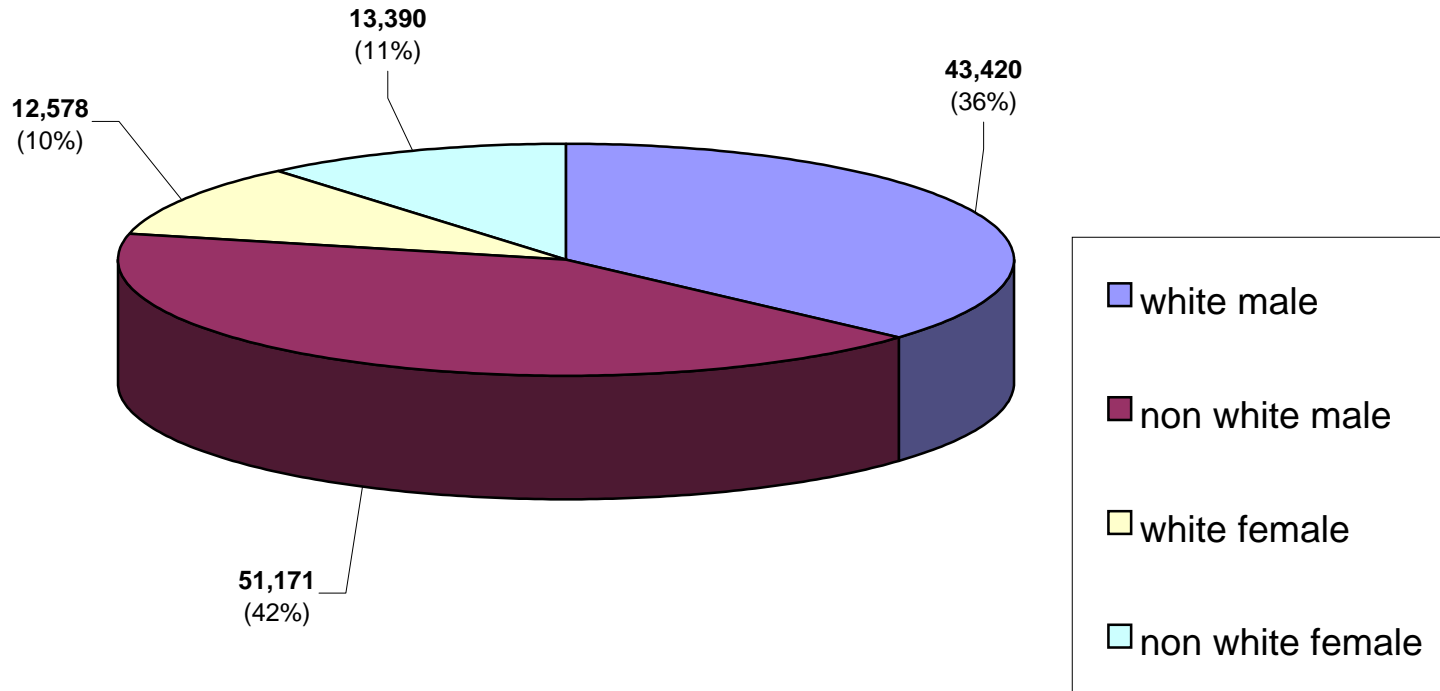
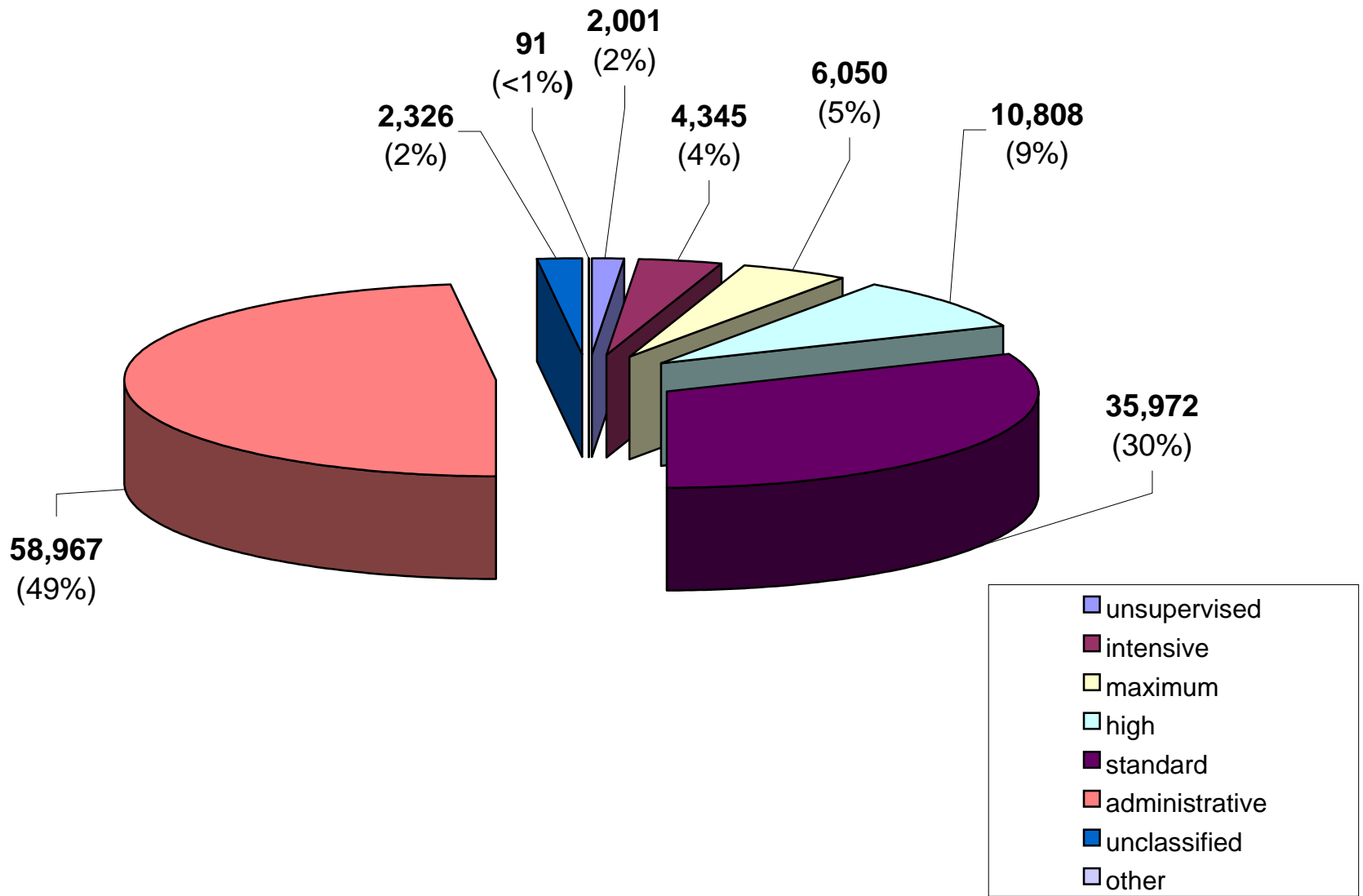


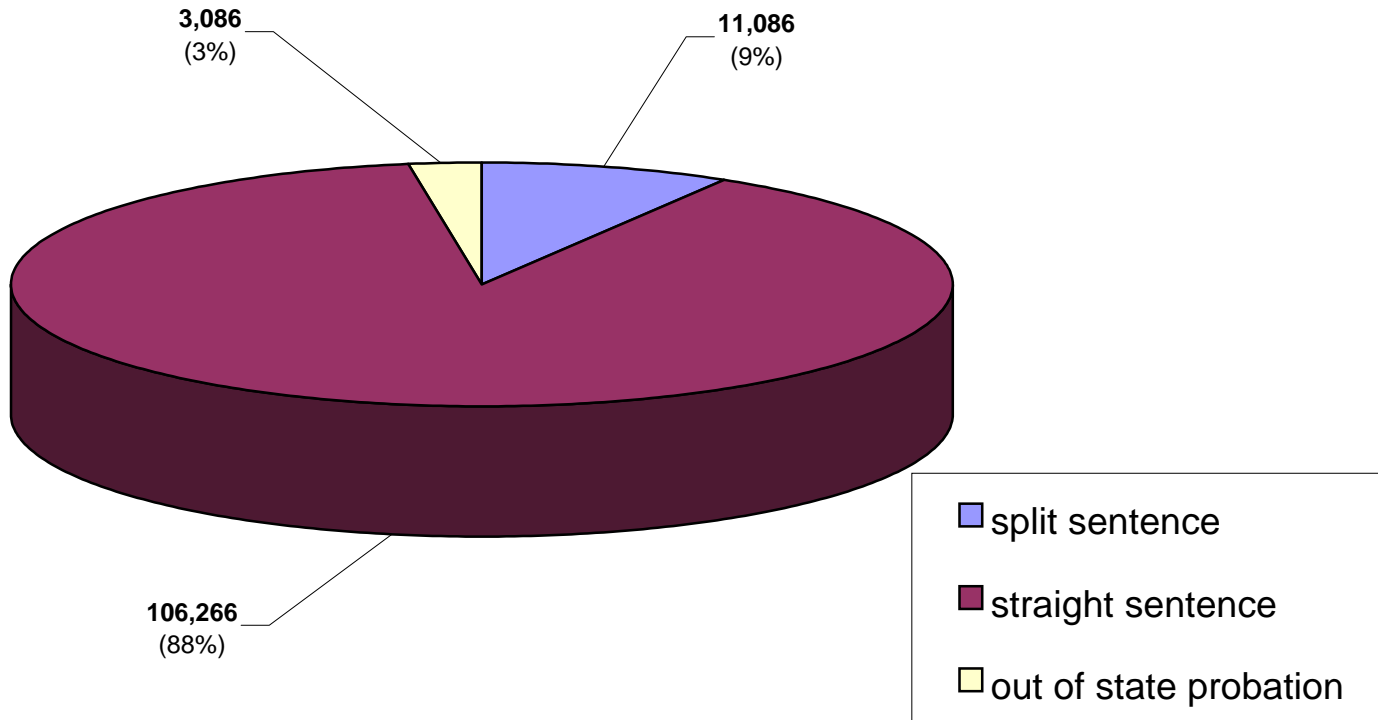
**Active Probationers By Race & Gender**



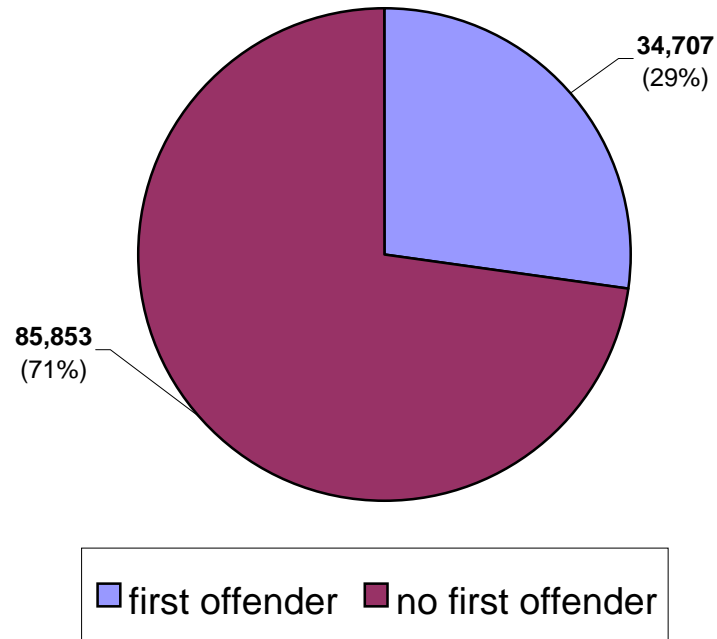
# Active Probationers By Current Supervision Type



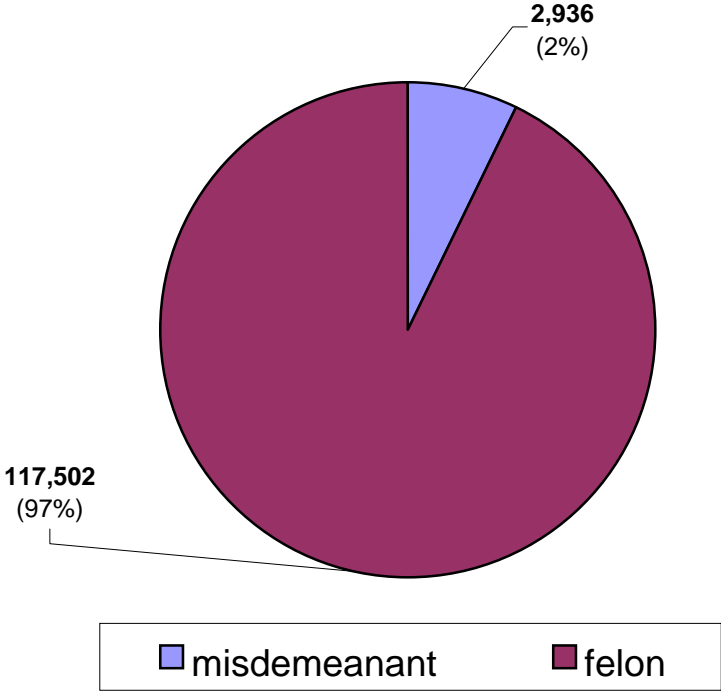
**Active Probationers By Case Type**



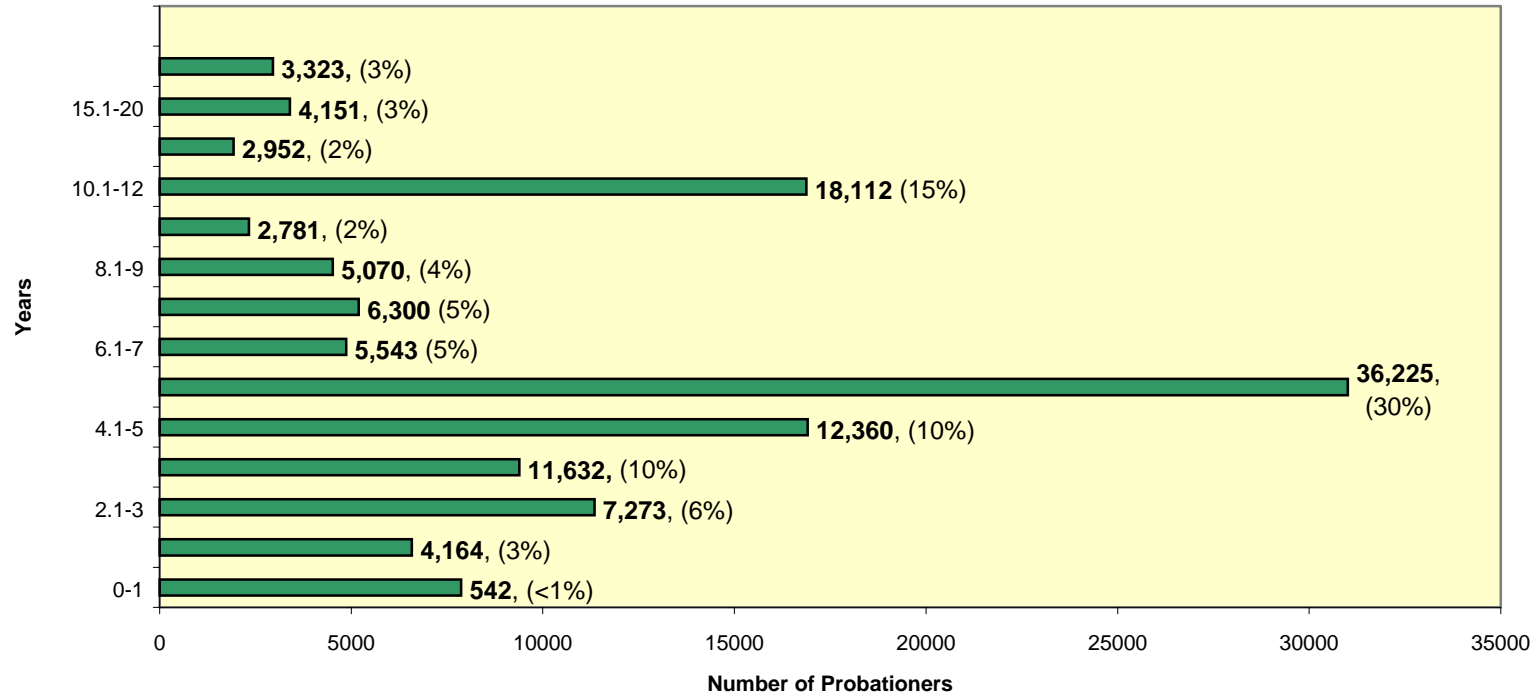
### Active Probationers By First Offender Status



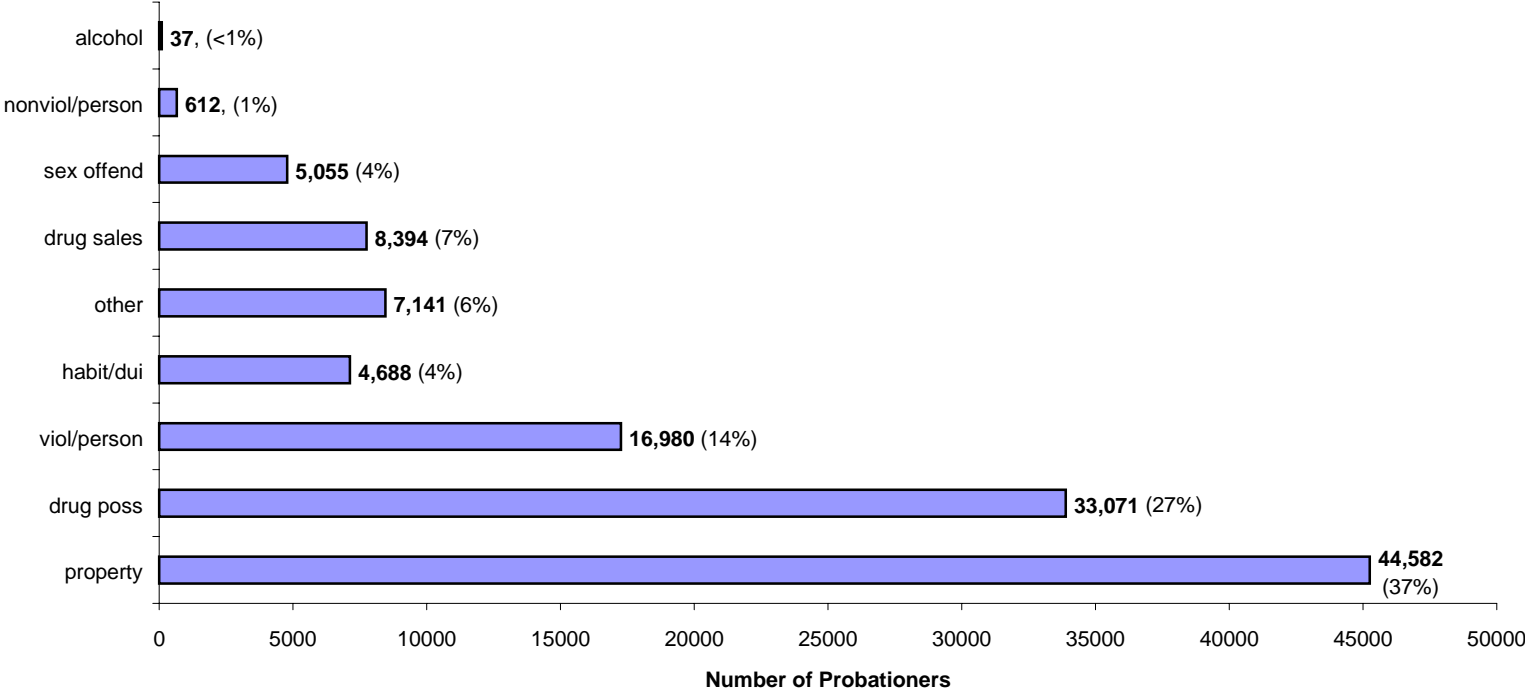
**Active Probationer By Sentence Type**



### Active Probationers By Sentence Length



### Active Probationers by Crime Type



Probationer Statistical Profile

Table of contents for Active & admin probationers, not in facilities

Title	Page
-----	----
Race and sex	2
Current supervision type	3
County of conviction	4
Circuit of conviction	9
Circuit of supervision	11
Sentence length in years	13
Time served in years	14
Time left to serve	15
Case type	16
Release type	17
First offender status	18
Type probationer	19
Most serious crime by group	20
Most serious offense	21
Most serious crime type	31



Probationer Statistical Profile

Sample: Active & admin probationers, not in facilities  
Act probationers 01/22/2002

Requestor: Nancy Phillips, Statistician

Race and sex by current age & sex

Race and sex	M e n					W o m e n					Grand Total %
	age 00-21 %	age 22-39 %	age 40-98 %	age UNKWN %	Men Total %	age 00-21 %	age 22-39 %	age 40-98 %	age UNKWN %	Women Total %	
WHITE MALE	4513 43	25170 45	13737 50	0 0	43420 46	0 0	0 0	0 0	0 0	0 0	43420 36
NON WHITE MALE	5879 57	31366 55	13926 50	0 0	51171 54	0 0	0 0	0 0	0 0	0 0	51171 42
WHITE FEMALE	0 0	0 0	0 0	0 0	0 0	943 44	7722 47	3913 53	0 0	12578 48	12578 10
NON WHITE FEMALE	0 0	0 0	0 0	0 0	0 0	1209 56	8674 53	3507 47	0 0	13390 52	13390 11
Total reported	10392	56536	27663	0	94591	2152	16396	7420	0	25968	120559
Percent Reported	100.0	100.0	100.0		100.0	100.0	100.0	100.0		100.0	100.0
NOT REPORTED	0	0	1	0	1	0	0	0	0	0	1
Total	10392	56536	27664	0	94592	2152	16396	7420	0	25968	120560
AVERAGE W-AGE	19.93	29.74	47.58	.00	33.88	19.99	30.45	46.25	.00	34.10	33.93

\*\*\* Average age excludes missing dates of birth

Probationer Statistical Profile

Sample: Active & admin probationers, not in facilities  
Act probationers 01/22/2002

Requestor: Nancy Phillips, Statistician

Current supervision type by current age & sex

Curr supv type	M e n							W o m e n							Grand Total %
	age 00-21 %	age 22-39 %	age 40-98 %	age UNKWN %	Men Total %	age 00-21 %	age 22-39 %	age 40-98 %	age UNKWN %	Women Total %					
UNSUPERVISED	69 1	1041 2	546 2	0 0	1656 2	8 0	236 1	101 1	0 0	345 1	2001 2				
WARRANT	0 0	2 0	0 0	0 0	2 0	0 0	0 0	0 0	0 0	0 0	2 0				
BC AFTERCARE	0 0	0 0	0 0	0 0	0 0	0 0	0 0	0 0	0 0	0 0	0 0				
HOME CONFINEMENT	0 0	1 0	1 0	0 0	2 0	0 0	0 0	0 0	0 0	0 0	2 0				
INTENSIVE	859 8	1950 3	672 2	0 0	3481 4	107 5	562 3	195 3	0 0	864 3	4345 4				
MAXIMUM	703 7	3108 5	1542 6	0 0	5353 6	68 3	459 3	170 2	0 0	697 3	6050 5				
HIGH	1378 13	5274 9	2605 9	0 0	9257 10	159 7	983 6	409 6	0 0	1551 6	10808 9				
MEDIUM	0 0	0 0	0 0	0 0	0 0	0 0	0 0	0 0	0 0	0 0	0 0				
STANDARD	4740 46	14786 26	6753 24	0 0	26279 28	1382 64	5986 37	2325 31	0 0	9693 37	35972 30				
ADMINISTRATIVE	2461 24	29144 52	14908 54	0 0	46513 49	411 19	7944 48	4099 55	0 0	12454 48	58967 49				
FINANCIAL	0 0	19 0	66 0	0 0	85 0	0 0	1 0	1 0	0 0	2 0	87 0				
OBSOLETE CODES	0 0	0 0	0 0	0 0	0 0	0 0	0 0	0 0	0 0	0 0	0 0				
UNCLASSIFIED	182 2	1211 2	571 2	0 0	1964 2	17 1	225 1	120 2	0 0	362 1	2326 2				
Total reported	10392	56536	27664	0	94592	2152	16396	7420	0	25968	120560				
Percent Reported	100.0	100.0	100.0		100.0	100.0	100.0	100.0		100.0	100.0				
NOT REPORTED	0	0	0	0	0	0	0	0	0	0	0				
Total	10392	56536	27664	0	94592	2152	16396	7420	0	25968	120560				

Probationer Statistical Profile

Sample: Active & admin probationers, not in facilities  
Act probationers 01/22/2002

Requestor: Nancy Phillips, Statistician

County of conviction by current age & sex

County	Men							Women							Grand Total	%						
	age 00-21	%	age 22-39	%	age 40-98	%	UNKWN	Men Total	%	age 00-21	%	age 22-39	%	age 40-98			%	UNKWN	Women Total	%		
Appling	29	0	118	0	57	0	0	0	204	0	2	0	31	0	7	0	0	0	40	0	244	0
Atkinson	7	0	72	0	50	0	0	0	129	0	1	0	18	0	11	0	0	0	30	0	159	0
Bacon	17	0	54	0	27	0	0	0	98	0	1	0	10	0	3	0	0	0	14	0	112	0
Baker	2	0	37	0	21	0	0	0	60	0	1	0	5	0	1	0	0	0	7	0	67	0
Baldwin	132	1	575	1	236	1	0	0	943	1	18	1	148	1	69	1	0	0	235	1	1178	1
Banks	22	0	121	0	89	0	0	0	232	0	6	0	42	0	17	0	0	0	65	0	297	0
Barrow	58	1	325	1	218	1	0	0	601	1	15	1	96	1	53	1	0	0	164	1	765	1
Bartow	101	1	881	2	490	2	0	0	1472	2	23	1	281	2	108	1	0	0	412	2	1884	2
Ben Hill	16	0	163	0	77	0	0	0	256	0	6	0	45	0	14	0	0	0	65	0	321	0
Berrien	20	0	137	0	72	0	0	0	229	0	5	0	39	0	16	0	0	0	60	0	289	0
Bibb	242	2	1587	3	802	3	0	0	2631	3	64	3	537	3	248	3	0	0	849	3	3480	3
Bleckley	26	0	119	0	44	0	0	0	189	0	7	0	37	0	13	0	0	0	57	0	246	0
Brantley	8	0	57	0	35	0	0	0	100	0	0	0	13	0	4	0	0	0	17	0	117	0
Brooks	32	0	156	0	62	0	0	0	250	0	2	0	25	0	13	0	0	0	40	0	290	0
Bryan	24	0	62	0	42	0	0	0	128	0	3	0	19	0	14	0	0	0	36	0	164	0
Bulloch	127	1	468	1	145	1	0	0	740	1	18	1	141	1	47	1	0	0	206	1	946	1
Burke	31	0	119	0	50	0	0	0	200	0	2	0	25	0	12	0	0	0	39	0	239	0
Butts	22	0	164	0	78	0	0	0	264	0	5	0	41	0	23	0	0	0	69	0	333	0
Calhoun	9	0	73	0	40	0	0	0	122	0	1	0	23	0	8	0	0	0	32	0	154	0
Camden	50	0	203	0	76	0	0	0	329	0	4	0	48	0	26	0	0	0	78	0	407	0
Candler	14	0	60	0	31	0	0	0	105	0	5	0	29	0	7	0	0	0	41	0	146	0
Carroll	104	1	423	1	213	1	0	0	740	1	19	1	132	1	71	1	0	0	222	1	962	1
Catoosa	59	1	312	1	122	0	0	0	493	1	11	1	113	1	51	1	0	0	175	1	668	1
Charlton	6	0	54	0	21	0	0	0	81	0	0	0	7	0	5	0	0	0	12	0	93	0
Chatham	361	3	1450	3	688	2	0	0	2499	3	89	4	601	4	285	4	0	0	975	4	3474	3
Chattahoochee	5	0	16	0	12	0	0	0	33	0	1	0	6	0	5	0	0	0	12	0	45	0
Chatooga	34	0	210	0	119	0	0	0	363	0	8	0	56	0	29	0	0	0	93	0	456	0
Cherokee	204	2	786	1	372	1	0	0	1362	1	42	2	217	1	119	2	0	0	378	1	1740	1
Clarke	126	1	592	1	234	1	0	0	952	1	28	1	169	1	51	1	0	0	248	1	1200	1
Clay	10	0	38	0	19	0	0	0	67	0	1	0	6	0	5	0	0	0	12	0	79	0
Clayton	288	3	783	1	390	1	0	0	1461	2	98	5	379	2	122	2	0	0	599	2	2060	2
Clinch	14	0	77	0	58	0	0	0	149	0	2	0	23	0	8	0	0	0	33	0	182	0
Cobb	729	7	4275	8	2046	7	0	0	7050	7	150	7	1272	8	606	8	0	0	2028	8	9078	8
Coffee	43	0	238	0	133	0	0	0	414	0	8	0	71	0	43	1	0	0	122	0	536	0

(continued)

Probationer Statistical Profile

Sample: Active & admin probationers, not in facilities  
Act probationers 01/22/2002

Requestor: Nancy Phillips, Statistician

County of conviction by current age & sex (continued)

County	Men							Women							Grand Total	%						
	age	%	age	%	age	%	age	%	age	%	age	%	age	%			Women Total	%				
	00-21		22-39		40-98		UNKWN		Total		00-21		22-39		40-98		UNKWN		Total		Total	%
Colquit	98	1	476	1	216	1	0	0	790	1	13	1	80	0	48	1	0	0	141	1	931	1
Columbia	85	1	322	1	129	0	0	0	536	1	16	1	73	0	49	1	0	0	138	1	674	1
Cook	22	0	237	0	112	0	0	0	371	0	3	0	62	0	29	0	0	0	94	0	465	0
Coweta	88	1	403	1	223	1	0	0	714	1	26	1	158	1	57	1	0	0	241	1	955	1
Crawford	11	0	56	0	21	0	0	0	88	0	2	0	10	0	5	0	0	0	17	0	105	0
Crisp	58	1	229	0	126	0	0	0	413	0	11	1	82	1	32	0	0	0	125	0	538	0
Dade	28	0	130	0	61	0	0	0	219	0	3	0	46	0	15	0	0	0	64	0	283	0
Dawson	12	0	87	0	68	0	0	0	167	0	5	0	33	0	19	0	0	0	57	0	224	0
Decatur	37	0	342	1	170	1	0	0	549	1	12	1	92	1	39	1	0	0	143	1	692	1
DeKalb	623	6	2575	5	1214	4	0	0	4412	5	151	7	802	5	305	4	0	0	1258	5	5670	5
Dodge	26	0	158	0	89	0	0	0	273	0	15	1	59	0	22	0	0	0	96	0	369	0
Dooly	24	0	103	0	47	0	0	0	174	0	2	0	29	0	13	0	0	0	44	0	218	0
Dougherty	325	3	2010	4	998	4	0	0	3333	4	51	2	598	4	262	4	0	0	911	4	4244	4
Douglas	207	2	1399	2	783	3	0	0	2389	3	57	3	460	3	226	3	0	0	743	3	3132	3
Early	34	0	128	0	66	0	0	0	228	0	1	0	44	0	21	0	0	0	66	0	294	0
Echols	3	0	21	0	13	0	0	0	37	0	0	0	2	0	2	0	0	0	4	0	41	0
Effingham	52	1	172	0	94	0	0	0	318	0	7	0	50	0	25	0	0	0	82	0	400	0
Elbert	24	0	213	0	134	0	0	0	371	0	4	0	44	0	30	0	0	0	78	0	449	0
Emanuel	32	0	126	0	49	0	0	0	207	0	5	0	38	0	18	0	0	0	61	0	268	0
Evans	16	0	35	0	15	0	0	0	66	0	3	0	15	0	2	0	0	0	20	0	86	0
Fannin	16	0	166	0	110	0	0	0	292	0	6	0	74	0	15	0	0	0	95	0	387	0
Fayette	86	1	400	1	143	1	0	0	629	1	25	1	156	1	65	1	0	0	246	1	875	1
Floyd	107	1	858	2	482	2	0	0	1447	2	32	1	275	2	144	2	0	0	451	2	1898	2
Forsyth	70	1	366	1	194	1	0	0	630	1	9	0	123	1	59	1	0	0	191	1	821	1
Franklin	17	0	194	0	103	0	0	0	314	0	3	0	41	0	19	0	0	0	63	0	377	0
Fulton	710	7	4563	8	2193	8	0	0	7466	8	89	4	864	5	479	6	0	0	1432	6	8898	7
Gilmer	34	0	226	0	130	0	0	0	390	0	9	0	77	0	39	1	0	0	125	0	515	0
Glascok	2	0	9	0	4	0	0	0	15	0	0	0	0	0	0	0	0	0	0	0	15	0
Glynn	125	1	637	1	305	1	0	0	1067	1	19	1	176	1	73	1	0	0	268	1	1335	1
Gordon	59	1	502	1	284	1	0	0	845	1	14	1	186	1	81	1	0	0	281	1	1126	1
Grady	30	0	199	0	109	0	0	0	338	0	1	0	53	0	21	0	0	0	75	0	413	0
Greene	44	0	177	0	81	0	0	0	302	0	5	0	39	0	16	0	0	0	60	0	362	0
Gwinnett	490	5	2743	5	1138	4	0	0	4371	5	96	4	750	5	330	4	0	0	1176	5	5547	5
Habersham	28	0	111	0	74	0	0	0	213	0	13	1	31	0	21	0	0	0	65	0	278	0
Hall	101	1	622	1	360	1	0	0	1083	1	36	2	238	1	103	1	0	0	377	1	1460	1

(continued)

Probationer Statistical Profile

Sample: Active & admin probationers, not in facilities  
Act probationers 01/22/2002

Requestor: Nancy Phillips, Statistician

County of conviction by current age & sex (continued)

County	Men					Women					Grand Total	%
	age 00-21	age 22-39	age 40-98	age UNKWN	Men Total	age 00-21	age 22-39	age 40-98	age UNKWN	Women Total		
Hancock	13	70	33	0	116	3	5	4	0	12	128	
Haralson	18	169	144	0	331	3	42	22	0	67	398	
Harris	28	113	59	0	200	5	16	13	0	34	234	
Hart	15	137	72	0	224	2	30	20	0	52	276	
Heard	9	41	32	0	82	3	18	6	0	27	109	
Henry	168	730	258	0	1156	37	194	88	0	319	1475	
Houston	141	641	293	0	1075	38	203	90	0	331	1406	
Irwin	14	79	51	0	144	1	12	5	0	18	162	
Jackson	46	280	163	0	489	7	94	36	0	137	626	
Jasper	17	54	35	0	106	0	13	4	0	17	123	
Jeff Davis	12	114	56	0	182	0	22	10	0	32	214	
Jefferson	42	139	80	0	261	0	21	5	0	26	287	
Jenkins	15	80	26	0	121	4	10	5	0	19	140	
Johnson	15	110	29	0	154	1	18	8	0	27	181	
Jones	23	196	92	0	311	6	28	22	0	56	367	
Lamar	17	189	55	0	261	7	35	11	0	53	314	
Lanier	11	91	45	0	147	3	23	11	0	37	184	
Laurens	62	358	186	0	606	6	76	37	0	119	725	
Lee	39	214	113	0	366	9	31	16	0	56	422	
Liberty	53	189	63	0	305	4	57	21	0	82	387	
Lincoln	12	49	27	0	88	0	7	5	0	12	100	
Long	13	39	26	0	78	2	7	7	0	16	94	
Lowndes	235	975	387	0	1597	50	278	108	0	436	2033	
Lumpkin	13	148	83	0	244	2	48	20	0	70	314	
Macon	15	143	120	0	278	1	27	13	0	41	319	
Madison	43	172	99	0	314	2	46	17	0	65	379	
Marion	11	49	23	0	83	2	9	3	0	14	97	
McDuffie	18	184	76	0	278	2	43	16	0	61	339	
McIntosh	7	63	31	0	101	6	19	12	0	37	138	
Meriwether	35	149	89	0	273	5	39	21	0	65	338	
Miller	13	64	26	0	103	2	13	6	0	21	124	
Mitchell	34	350	144	0	528	6	66	32	0	104	632	
Monroe	20	204	86	0	310	4	64	18	0	86	396	
Montgomery	14	59	21	0	94	2	13	7	0	22	116	
Morgan	11	159	61	0	231	4	17	13	0	34	265	

(continued)

Probationer Statistical Profile

Sample: Active & admin probationers, not in facilities  
Act probationers 01/22/2002

Requestor: Nancy Phillips, Statistician

County of conviction by current age & sex (continued)

County	Men							Women							Grand Total	%						
	age	%	age	%	age	%	age	%	age	%	age	%	age	%			Women Total	%				
	00-21		22-39		40-98		UNKWN		Total		00-21		22-39		40-98		UNKWN		Total			
Murray	27	0	139	0	66	0	0	0	232	0	2	0	45	0	20	0	0	0	67	0	299	0
Muscogee	275	3	1383	2	690	2	0	0	2348	2	86	4	517	3	236	3	0	0	839	3	3187	3
Newton	68	1	759	1	437	2	0	0	1264	1	14	1	198	1	97	1	0	0	309	1	1573	1
Oconee	5	0	58	0	33	0	0	0	96	0	2	0	21	0	6	0	0	0	29	0	125	0
Oglethrope	14	0	86	0	50	0	0	0	150	0	3	0	12	0	11	0	0	0	26	0	176	0
Paulding	44	0	289	1	175	1	0	0	508	1	5	0	52	0	41	1	0	0	98	0	606	1
Peach	25	0	143	0	65	0	0	0	233	0	1	0	34	0	17	0	0	0	52	0	285	0
Pickens	24	0	137	0	99	0	0	0	260	0	4	0	58	0	21	0	0	0	83	0	343	0
Pierce	14	0	55	0	27	0	0	0	96	0	1	0	23	0	6	0	0	0	30	0	126	0
Pike	11	0	45	0	21	0	0	0	77	0	0	0	6	0	4	0	0	0	10	0	87	0
Polk	33	0	322	1	206	1	0	0	561	1	4	0	65	0	42	1	0	0	111	0	672	1
Pulaski	26	0	77	0	36	0	0	0	139	0	4	0	24	0	8	0	0	0	36	0	175	0
Putnam	35	0	254	0	121	0	0	0	410	0	8	0	36	0	22	0	0	0	66	0	476	0
Quitman	2	0	18	0	10	0	0	0	30	0	2	0	3	0	5	0	0	0	10	0	40	0
Rabun	18	0	62	0	46	0	0	0	126	0	1	0	13	0	13	0	0	0	27	0	153	0
Randolph	15	0	92	0	33	0	0	0	140	0	3	0	24	0	14	0	0	0	41	0	181	0
Richmond	297	3	1312	2	638	2	0	0	2247	2	92	4	498	3	222	3	0	0	812	3	3059	3
Rockdale	83	1	338	1	143	1	0	0	564	1	18	1	116	1	46	1	0	0	180	1	744	1
Schely	6	0	61	0	28	0	0	0	95	0	1	0	15	0	5	0	0	0	21	0	116	0
Screven	23	0	135	0	77	0	0	0	235	0	3	0	45	0	28	0	0	0	76	0	311	0
Seminole	15	0	107	0	45	0	0	0	167	0	2	0	30	0	7	0	0	0	39	0	206	0
Spalding	77	1	413	1	205	1	0	0	695	1	14	1	141	1	62	1	0	0	217	1	912	1
Stephens	33	0	148	0	78	0	0	0	259	0	7	0	50	0	25	0	0	0	82	0	341	0
Stewart	5	0	69	0	48	0	0	0	122	0	1	0	13	0	9	0	0	0	23	0	145	0
Sumter	82	1	576	1	349	1	0	0	1007	1	14	1	161	1	86	1	0	0	261	1	1268	1
Talbot	7	0	39	0	21	0	0	0	67	0	0	0	3	0	6	0	0	0	9	0	76	0
Taliaferro	2	0	6	0	4	0	0	0	12	0	0	0	1	0	0	0	0	0	1	0	13	0
Tattnall	22	0	92	0	48	0	0	0	162	0	3	0	10	0	11	0	0	0	24	0	186	0
Taylor	9	0	68	0	34	0	0	0	111	0	4	0	12	0	2	0	0	0	18	0	129	0
Telfair	24	0	132	0	52	0	0	0	208	0	6	0	42	0	20	0	0	0	68	0	276	0
Terrell	22	0	146	0	50	0	0	0	218	0	6	0	42	0	17	0	0	0	65	0	283	0
Thomas	106	1	654	1	279	1	0	0	1039	1	19	1	147	1	61	1	0	0	227	1	1266	1
Tift	32	0	315	1	154	1	0	0	501	1	6	0	80	0	35	0	0	0	121	0	622	1
Toombs	39	0	171	0	94	0	0	0	304	0	13	1	74	0	23	0	0	0	110	0	414	0
Towns	7	0	53	0	22	0	0	0	82	0	1	0	21	0	8	0	0	0	30	0	112	0

(continued)

Probationer Statistical Profile

Sample: Active & admin probationers, not in facilities  
Act probationers 01/22/2002

Requestor: Nancy Phillips, Statistician

County of conviction by current age & sex (continued)

County	Men					Women					Grand Total %
	age 00-21 %	age 22-39 %	age 40-98 %	age UNKWN %	Men Total %	age 00-21 %	age 22-39 %	age 40-98 %	age UNKWN %	Women Total %	
Treutlen	10 0	80 0	48 0	0 0	138 0	2 0	15 0	11 0	0 0	28 0	166 0
Troup	108 1	412 1	219 1	0 0	739 1	18 1	167 1	75 1	0 0	260 1	999 1
Turner	16 0	93 0	33 0	0 0	142 0	3 0	16 0	10 0	0 0	29 0	171 0
Twiggs	2 0	74 0	39 0	0 0	115 0	3 0	19 0	8 0	0 0	30 0	145 0
Union	22 0	78 0	49 0	0 0	149 0	6 0	21 0	18 0	0 0	45 0	194 0
Upson	49 0	131 0	63 0	0 0	243 0	10 0	41 0	14 0	0 0	65 0	308 0
Walker	67 1	390 1	200 1	0 0	657 1	16 1	104 1	44 1	0 0	164 1	821 1
Walton	89 1	635 1	354 1	0 0	1078 1	11 1	150 1	59 1	0 0	220 1	1298 1
Ware	33 0	250 0	122 0	0 0	405 0	5 0	93 1	33 0	0 0	131 1	536 0
Warren	13 0	41 0	24 0	0 0	78 0	0 0	3 0	2 0	0 0	5 0	83 0
Washington	28 0	123 0	56 0	0 0	207 0	3 0	36 0	23 0	0 0	62 0	269 0
Wayne	34 0	216 0	100 0	0 0	350 0	5 0	45 0	27 0	0 0	77 0	427 0
Webster	8 0	34 0	29 0	0 0	71 0	1 0	7 0	1 0	0 0	9 0	80 0
Wheeler	4 0	25 0	26 0	0 0	55 0	1 0	9 0	6 0	0 0	16 0	71 0
White	27 0	107 0	74 0	0 0	208 0	2 0	35 0	13 0	0 0	50 0	258 0
Whitfield	107 1	644 1	275 1	0 0	1026 1	31 1	215 1	89 1	0 0	335 1	1361 1
Wilcox	13 0	52 0	25 0	0 0	90 0	0 0	8 0	2 0	0 0	10 0	100 0
Wilkes	15 0	75 0	40 0	0 0	130 0	2 0	15 0	9 0	0 0	26 0	156 0
Wilkinson	16 0	76 0	39 0	0 0	131 0	1 0	24 0	9 0	0 0	34 0	165 0
Worth	27 0	157 0	77 0	0 0	261 0	5 0	20 0	17 0	0 0	42 0	303 0
Out of state	229 2	1482 3	591 2	0 0	2302 2	58 3	512 3	182 2	0 0	752 3	3054 3
Total reported	10392	56530	27658	0	94580	2152	16396	7418	0	25966	120546
Percent Reported	100.0	100.0	100.0		100.0	100.0	100.0	100.0		100.0	100.0
Not reported	0	6	6	0	12	0	0	2	0	2	14
Total	10392	56536	27664	0	94592	2152	16396	7420	0	25968	120560

Probationer Statistical Profile

Sample: Active & admin probationers, not in facilities  
Act probationers 01/22/2002

Requestor: Nancy Phillips, Statistician

Circuit of conviction by current age & sex

Circuit of conv	Men								Women								Grand Total	%				
	age	%	age	%	age	%	age	%	Men	%	age	%	age	%	Women	%						
	00-21	22-39	40-98	UNKWN	00-21	22-39	40-98	UNKWN	Total	00-21	22-39	40-98	UNKWN	Total	Total	%						
Alapaha	74	1	614	1	337	1	0	0	1025	1	14	1	165	1	75	1	0	0	254	1	1279	1
Alcovy	157	2	1394	3	791	3	0	0	2342	3	25	1	348	2	156	2	0	0	529	2	2871	2
Atlanta	710	7	4563	8	2193	8	0	0	7466	8	89	4	864	5	479	7	0	0	1432	6	8898	8
Atlantic	135	1	480	1	225	1	0	0	840	1	21	1	127	1	67	1	0	0	215	1	1055	1
Augusta	413	4	1753	3	817	3	0	0	2983	3	110	5	596	4	283	4	0	0	989	4	3972	3
Blue Ridge	204	2	786	1	372	1	0	0	1362	1	42	2	217	1	119	2	0	0	378	1	1740	1
Brunswick	250	2	1288	2	594	2	0	0	2132	2	30	1	322	2	143	2	0	0	495	2	2627	2
Chattahoochee	335	3	1667	3	839	3	0	0	2841	3	98	5	563	4	265	4	0	0	926	4	3767	3
Cherokee	160	2	1383	3	774	3	0	0	2317	3	37	2	467	3	189	3	0	0	693	3	3010	3
Clayton	287	3	780	1	388	1	0	0	1455	2	98	5	378	2	122	2	0	0	598	2	2053	2
Cobb	729	7	4272	8	2041	8	0	0	7042	8	150	7	1271	8	605	8	0	0	2026	8	9068	8
Conasauga	134	1	783	1	341	1	0	0	1258	1	33	2	260	2	109	2	0	0	402	2	1660	1
Cordele	111	1	547	1	275	1	0	0	933	1	19	1	164	1	61	1	0	0	244	1	1177	1
Coweta	344	3	1428	3	776	3	0	0	2548	3	71	3	514	3	230	3	0	0	815	3	3363	3
Dougherty	325	3	2010	4	998	4	0	0	3333	4	51	2	598	4	262	4	0	0	911	4	4244	4
Dublin	89	1	622	1	302	1	0	0	1013	1	12	1	128	1	64	1	0	0	204	1	1217	1
Eastern	361	4	1450	3	688	3	0	0	2499	3	89	4	601	4	285	4	0	0	975	4	3474	3
Flint	168	2	730	1	258	1	0	0	1156	1	37	2	194	1	88	1	0	0	319	1	1475	1
Griffin	223	2	989	2	432	2	0	0	1644	2	49	2	344	2	145	2	0	0	538	2	2182	2
Gwinnett	490	5	2743	5	1138	4	0	0	4371	5	96	5	750	5	329	5	0	0	1175	5	5546	5
Houston	141	1	641	1	293	1	0	0	1075	1	38	2	203	1	90	1	0	0	331	1	1406	1
Lookout Mountain	188	2	1042	2	502	2	0	0	1732	2	38	2	319	2	139	2	0	0	496	2	2228	2
Macon	278	3	1786	3	888	3	0	0	2952	3	67	3	581	4	270	4	0	0	918	4	3870	3
Middle	155	2	619	1	310	1	0	0	1084	1	26	1	198	1	76	1	0	0	300	1	1384	1
Mountain	79	1	321	1	198	1	0	0	598	1	21	1	94	1	59	1	0	0	174	1	772	1
Northeastern	113	1	709	1	428	2	0	0	1250	1	41	2	271	2	122	2	0	0	434	2	1684	1
Northern	113	1	802	1	458	2	0	0	1373	1	14	1	173	1	97	1	0	0	284	1	1657	1
Ocmulgee	291	3	1561	3	698	3	0	0	2550	3	45	2	310	2	159	2	0	0	514	2	3064	3
Oconee	120	1	570	1	268	1	0	0	958	1	35	2	184	1	76	1	0	0	295	1	1253	1
Ogeechee	217	2	855	2	342	1	0	0	1414	2	32	2	246	2	105	1	0	0	383	2	1797	2
Pataula	111	1	593	1	249	1	0	0	953	1	17	1	162	1	75	1	0	0	254	1	1207	1
Piedmont	126	1	726	1	470	2	0	0	1322	1	28	1	232	1	106	1	0	0	366	1	1688	1
Rome	107	1	858	2	482	2	0	0	1447	2	32	2	275	2	144	2	0	0	451	2	1898	2
South Georgia	112	1	1001	2	484	2	0	0	1597	2	21	1	239	2	101	1	0	0	361	1	1958	2

(continued)



Probationer Statistical Profile

Sample: Active & admin probationers, not in facilities  
Act probationers 01/22/2002

Requestor: Nancy Phillips, Statistician

Circuit of conviction by current age & sex (continued)

Circuit of conv	M e n								W o m e n								Grand Total %
	age 00-21 %	age 22-39 %	age 40-98 %	age UNKWN %	Men Total %	age 00-21 %	age 22-39 %	age 40-98 %	age UNKWN %	Women Total %							
Southern	474 5	2282 4	957 4	0 0	3713 4	84 4	532 3	232 3	0 0	848 3	4561 4						
Southwestern	155 2	1097 2	687 3	0 0	1939 2	27 1	254 2	130 2	0 0	411 2	2350 2						
Stone Mountain	623 6	2575 5	1214 4	0 0	4412 5	151 7	802 5	305 4	0 0	1258 5	5670 5						
Tallapoosa	95 1	780 1	525 2	0 0	1400 2	12 1	159 1	105 1	0 0	276 1	1676 1						
Tifton	89 1	644 1	315 1	0 0	1048 1	15 1	128 1	67 1	0 0	210 1	1258 1						
Toombs	62 1	364 1	175 1	0 0	601 1	4 0	69 0	32 0	0 0	105 0	706 1						
Waycross	121 1	708 1	365 1	0 0	1194 1	15 1	217 1	94 1	0 0	326 1	1520 1						
Western	131 1	650 1	267 1	0 0	1048 1	30 1	190 1	57 1	0 0	277 1	1325 1						
Rockdale	83 1	338 1	143 1	0 0	564 1	18 1	116 1	46 1	0 0	180 1	744 1						
Douglas	207 2	1398 3	783 3	0 0	2388 3	57 3	460 3	226 3	0 0	743 3	3131 3						
Appalachian	74 1	529 1	339 1	0 0	942 1	19 1	209 1	75 1	0 0	303 1	1245 1						
Enotah	69 1	386 1	228 1	0 0	683 1	11 1	125 1	59 1	0 0	195 1	878 1						
Forsyth-Bell	70 1	366 1	194 1	0 0	630 1	9 0	123 1	59 1	0 0	191 1	821 1						
Towaliga	59 1	557 1	219 1	0 0	835 1	16 1	140 1	52 1	0 0	208 1	1043 1						
OUT OF STATE	229 2	1482 3	591 2	0 0	2302 2	58 3	512 3	182 3	0 0	752 3	3054 3						
Total reported	10391	56522	27651	0	94564	2152	16394	7416	0	25962	120526						
Percent Reported	100.0	100.0	100.0		100.0	100.0	100.0	99.9		100.0	100.0						
NOT REPORTED	1	14	13	0	28	0	2	4	0	6	34						
Total	10392	56536	27664	0	94592	2152	16396	7420	0	25968	120560						

Probationer Statistical Profile

Sample: Active & admin probationers, not in facilities  
Act probationers 01/22/2002

Requestor: Nancy Phillips, Statistician

Circuit of supervision by current age & sex

Circuit of supv	Men								Women								Grand Total	%				
	age	%	age	%	age	%	age	%	Men	%	age	%	age	%	Women	%						
	00-21	22-39	40-98	UNKWN	00-21	22-39	40-98	UNKWN	00-21	22-39	40-98	UNKWN	00-21	22-39	40-98	UNKWN						
Alapaha	73	1	615	1	323	1	0	0	1011	1	12	1	143	1	77	1	0	0	232	1	1243	1
Alcovy	137	1	1237	2	729	3	0	0	2103	2	22	1	325	2	153	2	0	0	500	2	2603	2
Atlanta	839	8	5509	10	2636	10	0	0	8984	10	148	7	1230	8	587	8	0	0	1965	8	10949	9
Atlantic	135	1	501	1	240	1	0	0	876	1	22	1	139	1	66	1	0	0	227	1	1103	1
Augusta	422	4	1874	3	868	3	0	0	3164	3	108	5	612	4	293	4	0	0	1013	4	4177	3
Blue Ridge	176	2	715	1	353	1	0	0	1244	1	36	2	216	1	122	2	0	0	374	1	1618	1
Brunswick	249	2	1321	2	616	2	0	0	2186	2	34	2	354	2	158	2	0	0	546	2	2732	2
Chattahoochee	342	3	1719	3	870	3	0	0	2931	3	102	5	569	3	269	4	0	0	940	4	3871	3
Cherokee	173	2	1410	2	773	3	0	0	2356	2	32	1	448	3	183	2	0	0	663	3	3019	3
Clayton	287	3	942	2	401	1	0	0	1630	2	77	4	388	2	132	2	0	0	597	2	2227	2
Cobb	691	7	4072	7	1863	7	0	0	6626	7	140	7	1117	7	553	7	0	0	1810	7	8436	7
Conasauga	151	1	874	2	390	1	0	0	1415	1	36	2	291	2	117	2	0	0	444	2	1859	2
Cordele	110	1	515	1	271	1	0	0	896	1	20	1	155	1	58	1	0	0	233	1	1129	1
Coweta	349	3	1503	3	828	3	0	0	2680	3	87	4	551	3	239	3	0	0	877	3	3557	3
Dougherty	317	3	1912	3	967	3	0	0	3196	3	56	3	577	4	253	3	0	0	886	3	4082	3
Dublin	89	1	603	1	318	1	0	0	1010	1	13	1	140	1	67	1	0	0	220	1	1230	1
Eastern	383	4	1522	3	717	3	0	0	2622	3	80	4	599	4	282	4	0	0	961	4	3583	3
Flint	161	2	698	1	282	1	0	0	1141	1	29	1	220	1	81	1	0	0	330	1	1471	1
Griffin	215	2	911	2	442	2	0	0	1568	2	50	2	314	2	121	2	0	0	485	2	2053	2
Gwinnett	517	5	2891	5	1173	4	0	0	4581	5	110	5	827	5	352	5	0	0	1289	5	5870	5
Houston	132	1	568	1	282	1	0	0	982	1	31	1	201	1	77	1	0	0	309	1	1291	1
Lookout Mountain	189	2	1048	2	528	2	0	0	1765	2	37	2	331	2	140	2	0	0	508	2	2273	2
Macon	301	3	1881	3	915	3	0	0	3097	3	80	4	593	4	285	4	0	0	958	4	4055	3
Middle	162	2	652	1	334	1	0	0	1148	1	24	1	218	1	75	1	0	0	317	1	1465	1
Mountain	71	1	368	1	209	1	0	0	648	1	21	1	111	1	60	1	0	0	192	1	840	1
Northeastern	136	1	836	1	465	2	0	0	1437	2	41	2	314	2	136	2	0	0	491	2	1928	2
Northern	121	1	751	1	464	2	0	0	1336	1	19	1	193	1	99	1	0	0	311	1	1647	1
Ocmulgee	276	3	1499	3	675	2	0	0	2450	3	39	2	316	2	158	2	0	0	513	2	2963	2
Oconee	116	1	540	1	251	1	0	0	907	1	34	2	166	1	84	1	0	0	284	1	1191	1
Ogeechee	190	2	810	1	334	1	0	0	1334	1	37	2	246	2	109	1	0	0	392	2	1726	1
Pataula	114	1	618	1	257	1	0	0	989	1	19	1	176	1	76	1	0	0	271	1	1260	1
Piedmont	118	1	728	1	471	2	0	0	1317	1	28	1	219	1	102	1	0	0	349	1	1666	1
Rome	110	1	860	2	484	2	0	0	1454	2	32	1	276	2	148	2	0	0	456	2	1910	2
South Georgia	116	1	1029	2	477	2	0	0	1622	2	27	1	243	1	112	2	0	0	382	1	2004	2

(continued)

Probationer Statistical Profile

Sample: Active & admin probationers, not in facilities  
Act probationers 01/22/2002

Requestor: Nancy Phillips, Statistician

Circuit of supervision by current age & sex (continued)

Circuit of supv	M e n								W o m e n								Grand					
	age	age	age	age	Men	Men	age	age	age	age	Women	Women	Total	Total	%							
	00-21	%	22-39	%	40-98	%	UNKWN	%	Total	%	00-21	%	22-39	%	40-98	%	UNKWN	%	Total	%		
Southern	471	5	2267	4	982	4	0	0	3720	4	79	4	567	3	219	3	0	0	865	3	4585	4
Southwestern	146	1	1041	2	647	2	0	0	1834	2	20	1	251	2	133	2	0	0	404	2	2238	2
Stone Mountain	683	7	2980	5	1333	5	0	0	4996	5	163	8	876	5	344	5	0	0	1383	5	6379	5
Tallapoosa	108	1	867	2	554	2	0	0	1529	2	19	1	236	1	124	2	0	0	379	1	1908	2
Tifton	108	1	692	1	316	1	0	0	1116	1	18	1	143	1	72	1	0	0	233	1	1349	1
Toombs	60	1	349	1	170	1	0	0	579	1	5	0	64	0	38	1	0	0	107	0	686	1
Waycross	134	1	739	1	380	1	0	0	1253	1	18	1	225	1	107	1	0	0	350	1	1603	1
Western	139	1	717	1	295	1	0	0	1151	1	24	1	169	1	66	1	0	0	259	1	1410	1
Rockdale	91	1	404	1	175	1	0	0	670	1	20	1	136	1	46	1	0	0	202	1	872	1
Douglas	183	2	1158	2	634	2	0	0	1975	2	35	2	348	2	177	2	0	0	560	2	2535	2
Appalachian	78	1	529	1	328	1	0	0	935	1	19	1	174	1	82	1	0	0	275	1	1210	1
Enotah	57	1	365	1	243	1	0	0	665	1	13	1	127	1	71	1	0	0	211	1	876	1
Forsyth-Bell	65	1	317	1	159	1	0	0	541	1	7	0	110	1	49	1	0	0	166	1	707	1
Towaliga	62	1	519	1	221	1	0	0	802	1	20	1	132	1	60	1	0	0	212	1	1014	1
Total reported	10353		56476		27643		0		94472		2143		16376		7412		0		25931		120403	

Probationer Statistical Profile

Sample: Active & admin probationers, not in facilities  
Act probationers 01/22/2002

Requestor: Nancy Phillips, Statistician

Sentence length in years by current age & sex

Sentence (in years)	Men					Women					Grand Total	%
	age 00-21	age 22-39	age 40-98	age UNKWN	Men Total	age 00-21	age 22-39	age 40-98	age UNKWN	Women Total		
0-1	42 0	259 0	133 0	0 0	434 0	12 1	72 0	24 0	0 0	108 0	542 0	
1.1-2	453 4	1995 4	774 3	0 0	3222 3	130 6	584 4	228 3	0 0	942 4	4164 3	
2.1-3	945 9	3105 5	1440 5	0 0	5490 6	286 13	1102 7	395 5	0 0	1783 7	7273 6	
3.1-4	1331 13	4920 9	2197 8	0 0	8448 9	449 21	2004 12	731 10	0 0	3184 12	11632 10	
4.1-5	1254 12	5821 10	2668 10	0 0	9743 10	236 11	1684 10	697 9	0 0	2617 10	12360 10	
5.1-6	3604 35	16940 30	7565 27	0 0	28109 30	694 32	5255 32	2167 29	0 0	8116 31	36225 30	
6.1-7	366 4	2778 5	1252 5	0 0	4396 5	79 4	749 5	319 4	0 0	1147 4	5543 5	
7.1-8	429 4	3267 6	1453 5	0 0	5149 5	50 2	781 5	320 4	0 0	1151 4	6300 5	
8.1-9	325 3	2521 4	1242 5	0 0	4088 4	36 2	620 4	326 4	0 0	982 4	5070 4	
9.1-10	148 1	1354 2	761 3	0 0	2263 2	18 1	316 2	184 2	0 0	518 2	2781 2	
10.1-12	1188 11	8611 15	4444 16	0 0	14243 15	140 7	2390 15	1339 18	0 0	3869 15	18112 15	
12.1-15	62 1	1441 3	966 4	0 0	2469 3	7 0	276 2	200 3	0 0	483 2	2952 2	
15.1-20	155 1	1965 3	1417 5	0 0	3537 4	6 0	336 2	272 4	0 0	614 2	4151 3	
20.1-OVER	90 1	1534 3	1249 5	0 0	2873 3	9 0	227 1	214 3	0 0	450 2	3323 3	
INDEFINITE	0 0	0 0	0 0	0 0	0 0	0 0	0 0	0 0	0 0	0 0	0 0	
Total reported	10392	56511	27561	0	94464	2152	16396	7416	0	25964	120428	
Percent Reported	100.0	100.0	99.6		99.9	100.0	100.0	99.9		100.0	99.9	
NOT REPORTED	0	25	103	0	128	0	0	4	0	4	132	
Total	10392	56536	27664	0	94592	2152	16396	7420	0	25968	120560	
AVERAGE EXCLUDING INDEFINITE	5.48	6.77	7.48	.00	6.83	4.55	6.08	6.95	.00	6.20	6.70	

Probationer Statistical Profile

Sample: Active & admin probationers, not in facilities  
Act probationers 01/22/2002

Requestor: Nancy Phillips, Statistician

Time served in years by current age & sex

Time served (in yrs)	M e n					W o m e n					Grand Total %
	age 00-21 %	age 22-39 %	age 40-98 %	age UNKWN %	Men Total %	age 00-21 %	age 22-39 %	age 40-98 %	age UNKWN %	Women Total %	
0-1	5070 49	15651 28	6709 24	0 0	27430 29	1124 52	4814 29	1882 25	0 0	7820 30	35250 29
1.1-2	3257 31	13429 24	5910 21	0 0	22596 24	672 31	4110 25	1638 22	0 0	6420 25	29016 24
2.1-3	1472 14	9643 17	4619 17	0 0	15734 17	269 13	2910 18	1259 17	0 0	4438 17	20172 17
3.1-4	500 5	6815 12	3086 11	0 0	10401 11	79 4	1909 12	844 11	0 0	2832 11	13233 11
4.1-5	75 1	4347 8	1766 6	0 0	6188 7	7 0	1214 7	556 7	0 0	1777 7	7965 7
5.1-6	9 0	2178 4	1113 4	0 0	3300 3	1 0	470 3	299 4	0 0	770 3	4070 3
6.1-7	6 0	1337 2	823 3	0 0	2166 2	0 0	324 2	222 3	0 0	546 2	2712 2
7.1-8	1 0	964 2	685 2	0 0	1650 2	0 0	214 1	164 2	0 0	378 1	2028 2
8.1-9	1 0	649 1	569 2	0 0	1219 1	0 0	146 1	138 2	0 0	284 1	1503 1
9.1-10	1 0	499 1	527 2	0 0	1027 1	0 0	120 1	137 2	0 0	257 1	1284 1
10.1-12	0 0	537 1	657 2	0 0	1194 1	0 0	89 1	110 1	0 0	199 1	1393 1
12.1-15	0 0	289 1	573 2	0 0	862 1	0 0	39 0	83 1	0 0	122 0	984 1
15.1-20	0 0	116 0	439 2	0 0	555 1	0 0	22 0	49 1	0 0	71 0	626 1
20.1-OVER	0 0	81 0	187 1	0 0	268 0	0 0	14 0	39 1	0 0	53 0	321 0
Total reported	10392	56535	27663	0	94590	2152	16395	7420	0	25967	120557
Percent Reported	100.0	100.0	100.0		100.0	100.0	100.0	100.0		100.0	100.0
NOT REPORTED	0	1	1	0	2	0	1	0	0	1	3
Total	10392	56536	27664	0	94592	2152	16396	7420	0	25968	120560
AVERAGE TIME SERVED	1.26	2.70	3.65	.00	2.82	1.17	2.43	3.36	.00	2.59	2.77

Probationer Statistical Profile

Sample: Active & admin probationers, not in facilities  
Act probationers 01/22/2002

Requestor: Nancy Phillips, Statistician

Time left to serve by current age & sex

Time left (in years)	M e n					W o m e n					Grand Total %
	age 00-21 %	age 22-39 %	age 40-98 %	age UNKWN %	Men Total %	age 00-21 %	age 22-39 %	age 40-98 %	age UNKWN %	Women Total %	
0-1	980 9	9747 17	4957 18	0 0	15684 17	307 14	3136 19	1408 19	0 0	4851 19	20535 17
1.1-2	1563 15	9690 17	4633 17	0 0	15886 17	421 20	2964 18	1270 17	0 0	4655 18	20541 17
2.1-3	1701 16	8822 16	4265 15	0 0	14788 16	409 19	2688 16	1147 15	0 0	4244 16	19032 16
3.1-4	1831 18	7647 14	3645 13	0 0	13123 14	330 15	2202 13	1020 14	0 0	3552 14	16675 14
4.1-5	1938 19	6820 12	3004 11	0 0	11762 12	397 18	2032 12	849 11	0 0	3278 13	15040 12
5.1-6	355 3	2822 5	1468 5	0 0	4645 5	53 2	759 5	349 5	0 0	1161 4	5806 5
6.1-7	385 4	2670 5	1193 4	0 0	4248 4	53 2	671 4	343 5	0 0	1067 4	5315 4
7.1-8	375 4	2172 4	1077 4	0 0	3624 4	46 2	533 3	239 3	0 0	818 3	4442 4
8.1-9	483 5	1852 3	930 3	0 0	3265 3	42 2	496 3	242 3	0 0	780 3	4045 3
9.1-10	486 5	1656 3	814 3	0 0	2956 3	74 3	478 3	234 3	0 0	786 3	3742 3
10.1-12	52 1	757 1	415 2	0 0	1224 1	4 0	120 1	83 1	0 0	207 1	1431 1
12.1-15	141 1	951 2	550 2	0 0	1642 2	6 0	165 1	104 1	0 0	275 1	1917 2
15.1-20	85 1	587 1	398 1	0 0	1070 1	8 0	98 1	77 1	0 0	183 1	1253 1
20.1-OVER	17 0	292 1	202 1	0 0	511 1	2 0	47 0	44 1	0 0	93 0	604 1
INDEFINITE	0 0	0 0	0 0	0 0	0 0	0 0	0 0	0 0	0 0	0 0	0 0
NONE	0 0	26 0	9 0	0 0	35 0	0 0	7 0	7 0	0 0	14 0	49 0
Total reported	10392	56511	27560	0	94463	2152	16396	7416	0	25964	120427
Percent Reported	100.0	100.0	99.6		99.9	100.0	100.0	99.9		100.0	99.9
NOT REPORTED	0	25	104	0	129	0	0	4	0	4	133
Total	10392	56536	27664	0	94592	2152	16396	7420	0	25968	120560
AVERAGE EXCLUDING INDEFINITE, NONE	4.14	3.86	4.01	.00	3.94	3.32	3.49	3.77	.00	3.56	3.85

Probationer Statistical Profile

Sample: Active & admin probationers, not in facilities  
Act probationers 01/22/2002

Requestor: Nancy Phillips, Statistician

Case type by current age & sex

Case type	Men				Women				Grand Total	%
	age 00-21	age 22-39	age 40-98	age UNKWN	age 00-21	age 22-39	age 40-98	age UNKWN		
PRESENTENCE	0	0	0	0	0	0	0	0	0	0
SPLIT SENTENCE	175	2	5572	10	4132	15	0	0	9879	10
STRAIGHT SENTENCE	9987	96	49429	87	22856	83	0	0	82272	87
ABANDONMENT&BASTARDY	0	0	25	0	71	0	0	0	96	0
OUT OF STATE PROB	229	2	1498	3	599	2	0	0	2326	2
OUT OF STATE A&B	0	0	0	0	1	0	0	0	1	0
SUSPENDED SENTENCE	1	0	12	0	5	0	0	0	18	0
Total reported	10392		56536		27664		0		94592	
Percent Reported	100.0		100.0		100.0				100.0	
NOT REPORTED	0		0		0		0		0	
Total	10392		56536		27664		0		94592	

Probationer Statistical Profile

Sample: Active & admin probationers, not in facilities  
Act probationers 01/22/2002

Requestor: Nancy Phillips, Statistician

Release type by current age & sex

Release type	M e n					W o m e n					Grand	
	age 00-21	age 22-39	age 40-98	age UNKWN	Men Total	age 00-21	age 22-39	age 40-98	age UNKWN	Women Total	Total	%
TRANSF OUT OF STATE	0	0	0	0	0	0	0	0	0	0	0	0
REVOKED (TECHNICAL)	0	0	0	0	0	0	0	0	0	0	0	0
REVOKED (NEW SENT)	0	0	0	0	0	0	0	0	0	0	0	0
REVOKED (NEW CRIME)	0	0	0	0	0	0	0	0	0	0	0	0
ABSCONDED (TOLLED)	0	0	0	0	0	0	0	0	0	0	0	0
ABSCONDED (NON-TOLL)	0	0	0	0	0	0	0	0	0	0	0	0
TERMINATED BY COURT	0	0	0	0	0	0	0	0	0	0	0	0
OUT OF STATE TERM	0	0	0	0	0	0	0	0	0	0	0	0
DEATH	0	0	0	0	0	0	0	0	0	0	0	0
FINAN OBLIG COMPLETE	0	0	0	0	0	0	0	0	0	0	0	0
OTHER	0	0	0	0	0	0	0	0	0	0	0	0
NORMAL RELEASE	0	0	0	0	0	0	0	0	0	0	0	0
A & B SPECIAL TERM	0	0	0	0	0	0	0	0	0	0	0	0
INDEP JURISDICTION	0	0	0	0	0	0	0	0	0	0	0	0
ACTIVE	10392	56536	27664	0	94592	2152	16396	7420	0	25968	120560	100.0
Total reported	10392	56536	27664	0	94592	2152	16396	7420	0	25968	120560	100.0
Percent Reported	100.0	100.0	100.0		100.0	100.0	100.0	100.0		100.0	100.0	100.0
NOT REPORTED	0	0	0	0	0	0	0	0	0	0	0	0
Total	10392	56536	27664	0	94592	2152	16396	7420	0	25968	120560	



Probationer Statistical Profile

Sample: Active & admin probationers, not in facilities  
Act probationers 01/22/2002

Requestor: Nancy Phillips, Statistician

First offender status by current age & sex

1stOffndr	M e n				W o m e n				Grand Total %		
	age 00-21 %	age 22-39 %	age 40-98 %	age UNKWN %	Men Total %	age 00-21 %	age 22-39 %	age 40-98 %		age UNKWN %	Women Total %
FIRST OFFNDR STATUS	5241 50	14820 26	4452 16	0 0	24513 26	1422 66	6564 40	2208 30	0 0	10194 39	34707 29
NO FIRST OFFNDR STAT	5151 50	41716 74	23212 84	0 0	70079 74	730 34	9832 60	5212 70	0 0	15774 61	85853 71
Total reported	10392	56536	27664	0	94592	2152	16396	7420	0	25968	120560
Percent Reported	100.0	100.0	100.0		100.0	100.0	100.0	100.0		100.0	100.0
NOT REPORTED	0	0	0	0	0	0	0	0	0	0	0
Total	10392	56536	27664	0	94592	2152	16396	7420	0	25968	120560

Probationer Statistical Profile

Sample: Active & admin probationers, not in facilities  
Act probationers 01/22/2002

Requestor: Nancy Phillips, Statistician

Type probationer by current age & sex

Type probationer	M e n				W o m e n				Grand Total %		
	age 00-21 %	age 22-39 %	age 40-98 %	age UNKWN %	Men Total %	age 00-21 %	age 22-39 %	age 40-98 %		age UNKWN %	Women Total %
MISDEMEANANT	243 2	1342 2	692 3	0 0	2277 2	57 3	399 2	203 3	0 0	659 3	2936 2
FELON	10148 98	55157 98	26895 97	0 0	92200 97	2093 97	15994 98	7215 97	0 0	25302 97	117502 97
ABANDONMENT&BASTARDY	0 0	25 0	72 0	0 0	97 0	0 0	1 0	1 0	0 0	2 0	99 0
SUSPENDED SENTENCE	1 0	12 0	5 0	0 0	18 0	2 0	2 0	1 0	0 0	5 0	23 0
Total reported	10392	56536	27664	0	94592	2152	16396	7420	0	25968	120560
Percent Reported	100.0	100.0	100.0		100.0	100.0	100.0	100.0		100.0	100.0
NOT REPORTED	0	0	0	0	0	0	0	0	0	0	0
Total	10392	56536	27664	0	94592	2152	16396	7420	0	25968	120560

Probationer Statistical Profile

Sample: Active & admin probationers, not in facilities  
Act probationers 01/22/2002

Requestor: Nancy Phillips, Statistician

Most serious crime by group by current age & sex

Crime group	Men				Women				Grand Total	%	
	age 00-21	age 22-39	age 40-98	age UNKWN	age 00-21	age 22-39	age 40-98	age UNKWN			
HOMICIDE	17 0	336 1	237 1	0 0	590 1	5 0	106 1	81 1	0 0	192 1	782 1
ABORTION	0 0	4 0	0 0	0 0	4 0	0 0	1 0	0 0	0 0	1 0	5 0
BODILY INJRY&REL OFF	641 6	5530 10	3461 13	0 0	9632 10	156 7	1036 6	503 7	0 0	1695 7	11327 9
ARSON & REL OFF	44 0	325 1	193 1	0 0	562 1	5 0	100 1	66 1	0 0	171 1	733 1
DAMAGE OF PROPERTY	217 2	672 1	234 1	0 0	1123 1	49 2	144 1	45 1	0 0	238 1	1361 1
BURGLARY & REL OFF	1669 16	5848 10	1582 6	0 0	9099 10	129 6	606 4	153 2	0 0	888 3	9987 8
FORGERY & REL OFF	592 6	4125 7	1838 7	0 0	6555 7	508 24	3883 24	1382 19	0 0	5773 22	12328 10
THEFT	2243 22	7742 14	3196 12	0 0	13181 14	672 31	3678 22	1413 19	0 0	5763 22	18944 16
ROBBERY	355 3	1792 3	507 2	0 0	2654 3	42 2	170 1	50 1	0 0	262 1	2916 2
SEXUAL OFFENSES	467 4	2243 4	2104 8	0 0	4814 5	18 1	96 1	47 1	0 0	161 1	4975 4
OBSCENITY CRIMES	0 0	3 0	6 0	0 0	9 0	0 0	0 0	0 0	0 0	0 0	9 0
TREASON & REL OFF	7 0	33 0	17 0	0 0	57 0	3 0	14 0	4 0	0 0	21 0	78 0
CRIMES INVOLVNG GOVT	189 2	1340 2	511 2	0 0	2040 2	41 2	426 3	234 3	0 0	701 3	2741 2
FALSIFICATIONS	22 0	154 0	87 0	0 0	263 0	14 1	106 1	34 0	0 0	154 1	417 0
OBSTRUCT LAW ENFORCE	32 0	213 0	90 0	0 0	335 0	6 0	75 0	38 1	0 0	119 0	454 0
DISORDERLY CONDUCT	73 1	169 0	66 0	0 0	308 0	7 0	24 0	13 0	0 0	44 0	352 0
GAMBLING & REL OFF	6 0	45 0	23 0	0 0	74 0	2 0	18 0	10 0	0 0	30 0	104 0
CRUELTY TO CHILDREN	26 0	563 1	337 1	0 0	926 1	17 1	425 3	129 2	0 0	571 2	1497 1
CRIMES WITH GUNS	185 2	814 1	630 2	0 0	1629 2	19 1	48 0	33 0	0 0	100 0	1729 1
INVASION PRIVACY	5 0	90 0	43 0	0 0	138 0	0 0	1 0	2 0	0 0	3 0	141 0
RACKETEERING	0 0	5 0	17 0	0 0	22 0	0 0	4 0	7 0	0 0	11 0	33 0
DRUG ABUSE OFFENSES	3202 31	20457 36	9145 33	0 0	32804 35	370 17	4579 28	2611 35	0 0	7560 29	40364 33
DRUG TRAFFICKING	26 0	365 1	282 1	0 0	673 1	6 0	95 1	81 1	0 0	182 1	855 1
AUTO CRIMES	13 0	1793 3	2030 7	0 0	3836 4	0 0	149 1	184 2	0 0	333 1	4169 3
REVENUE & CONTRABAND	2 0	5 0	6 0	0 0	13 0	0 0	4 0	3 0	0 0	7 0	20 0
CRIMES OF OTH STATES	35 0	198 0	87 0	0 0	320 0	12 1	87 1	33 0	0 0	132 1	452 0
MISC. FELONIES	75 1	299 1	166 1	0 0	540 1	13 1	113 1	58 1	0 0	184 1	724 1
MISDEMEANORS	243 2	1360 2	758 3	0 0	2361 2	58 3	400 2	204 3	0 0	662 3	3023 3
Total reported	10386	56523	27653	0	94562	2152	16388	7418	0	25958	120520
Percent Reported	99.9	100.0	100.0		100.0	100.0	100.0	100.0		100.0	100.0
NOT REPORTED	6	13	11	0	30	0	8	2	0	10	40
Total	10392	56536	27664	0	94592	2152	16396	7420	0	25968	120560

Probationer Statistical Profile

Sample: Active & admin probationers, not in facilities  
Act probationers 01/22/2002

Requestor: Nancy Phillips, Statistician

Most serious offense by current age & sex

Most serious offense	Men					Women					Grand Total %
	age 00-21 %	age 22-39 %	age 40-98 %	age UNKWN %	Men Total %	age 00-21 %	age 22-39 %	age 40-98 %	age UNKWN %	Women Total %	
Misdemeanors											
abandonment	0 0	17 0	64 0	0 0	81 0	0 0	0 0	1 0	0 0	1 0	82 0
non-support	0 0	1 0	0 0	0 0	1 0	0 0	0 0	0 0	0 0	0 0	1 0
stalking	1 0	7 0	9 0	0 0	17 0	0 0	2 0	2 0	0 0	4 0	21 0
assault & battery	1 0	12 0	11 0	0 0	24 0	0 0	3 0	2 0	0 0	5 0	29 0
atmpt murder	0 0	2 0	0 0	0 0	2 0	0 0	0 0	0 0	0 0	0 0	2 0
aggravated assault	3 0	22 0	22 0	0 0	47 0	0 0	8 0	5 0	0 0	13 0	60 0
simple assault	7 0	46 0	43 0	0 0	96 0	3 0	8 0	4 0	0 0	15 0	111 0
simple battery	24 0	205 0	85 0	0 0	314 0	10 0	23 0	10 0	0 0	43 0	357 0
stabbing another	0 0	0 0	1 0	0 0	1 0	0 0	0 0	0 0	0 0	0 0	1 0
shooting at another	0 0	1 0	1 0	0 0	2 0	0 0	1 0	0 0	0 0	1 0	3 0
wife beating	0 0	2 0	0 0	0 0	2 0	0 0	0 0	0 0	0 0	0 0	2 0
concealing a death	0 0	1 0	0 0	0 0	1 0	0 0	0 0	0 0	0 0	0 0	1 0
leave scene had inju	0 0	1 0	1 0	0 0	2 0	0 0	0 0	0 0	0 0	0 0	2 0
crmnl intfer govt pr	1 0	3 0	0 0	0 0	4 0	0 0	0 0	0 0	0 0	0 0	4 0
reckless conduct	7 0	20 0	7 0	0 0	34 0	1 0	11 0	1 0	0 0	13 0	47 0
disorderly conduct	0 0	7 0	4 0	0 0	11 0	0 0	0 0	0 0	0 0	0 0	11 0
motor vehicle abando	0 0	1 0	1 0	0 0	2 0	0 0	0 0	1 0	0 0	1 0	3 0
larceny	0 0	3 0	2 0	0 0	5 0	0 0	3 0	0 0	0 0	3 0	8 0
receiving stolen goo	5 0	17 0	5 0	0 0	27 0	1 0	7 0	0 0	0 0	8 0	35 0
theft by taking	22 0	84 0	26 0	0 0	132 0	8 0	41 0	18 0	0 0	67 0	199 0
robbery	3 0	10 0	1 0	0 0	14 0	0 0	4 0	0 0	0 0	4 0	18 0
burglary	2 0	24 0	6 0	0 0	32 0	1 0	2 0	0 0	0 0	3 0	35 0
car breaking	0 0	1 0	1 0	0 0	2 0	0 0	0 0	0 0	0 0	0 0	2 0
alter id	1 0	1 0	0 0	0 0	2 0	0 0	0 0	0 0	0 0	0 0	2 0
cheating & swindling	0 0	0 0	1 0	0 0	1 0	0 0	0 0	0 0	0 0	0 0	1 0
bad checks	3 0	40 0	25 0	0 0	68 0	2 0	66 0	33 0	0 0	101 0	169 0
fraudulent checks	0 0	2 0	2 0	0 0	4 0	1 0	4 0	0 0	0 0	5 0	9 0
forgery	2 0	11 0	0 0	0 0	13 0	2 0	13 0	1 0	0 0	16 0	29 0
worthless checks	0 0	0 0	2 0	0 0	2 0	0 0	4 0	7 0	0 0	11 0	13 0
s/d of narcotics	1 0	6 0	1 0	0 0	8 0	0 0	0 0	0 0	0 0	0 0	8 0
public drunkenness	0 0	2 0	1 0	0 0	3 0	0 0	1 0	1 0	0 0	2 0	5 0
s/d dep,stim,cntrf d	0 0	3 0	0 0	0 0	3 0	0 0	0 0	0 0	0 0	0 0	3 0
s/d of marijuana	0 0	6 0	3 0	0 0	9 0	0 0	1 0	0 0	0 0	1 0	10 0

(continued)

Probationer Statistical Profile

Sample: Active & admin probationers, not in facilities  
Act probationers 01/22/2002

Requestor: Nancy Phillips, Statistician

Most serious offense by current age & sex (continued)

Most serious offense	Men					Women					Grand Total	%
	age 00-21	age 22-39	age 40-98	age UNKWN	Men Total	age 00-21	age 22-39	age 40-98	age UNKWN	Women Total		
poss of narcotics	1 0	3 0	0 0	0 0	4 0	0 0	0 0	1 0	0 0	1 0	5 0	
poss dep,stim,cntrf	0 0	2 0	0 0	0 0	2 0	0 0	0 0	0 0	0 0	0 0	2 0	
poss of lsd	0 0	1 0	0 0	0 0	1 0	0 0	0 0	0 0	0 0	0 0	1 0	
poss of marijuana	9 0	42 0	12 0	0 0	63 0	0 0	8 0	2 0	0 0	10 0	73 0	
viol motor veh law	11 0	80 0	26 0	0 0	117 0	1 0	17 0	6 0	0 0	24 0	141 0	
dui	16 0	248 0	180 1	0 0	444 0	6 0	42 0	31 0	0 0	79 0	523 0	
obstr of law enf off	25 0	104 0	45 0	0 0	174 0	1 0	12 0	10 0	0 0	23 0	197 0	
impersonating anothe	1 0	9 0	2 0	0 0	12 0	0 0	9 0	0 0	0 0	9 0	21 0	
crmnl trespassing	17 0	32 0	16 0	0 0	65 0	4 0	8 0	2 0	0 0	14 0	79 0	
illegal attm to obt	0 0	1 0	0 0	0 0	1 0	0 0	1 0	1 0	0 0	2 0	3 0	
crmnl damage	8 0	5 0	3 0	0 0	16 0	0 0	3 0	1 0	0 0	4 0	20 0	
terroristic threats	2 0	4 0	4 0	0 0	10 0	0 0	0 0	1 0	0 0	1 0	11 0	
viol ga cntrl subst	17 0	69 0	21 0	0 0	107 0	2 0	18 0	10 0	0 0	30 0	137 0	
prostitution	0 0	0 0	0 0	0 0	0 0	0 0	1 0	1 0	0 0	2 0	2 0	
sodomy	0 0	0 0	2 0	0 0	2 0	0 0	0 0	0 0	0 0	0 0	2 0	
public indecency	0 0	6 0	7 0	0 0	13 0	0 0	1 0	0 0	0 0	1 0	14 0	
peeping tom	1 0	2 0	0 0	0 0	3 0	0 0	0 0	0 0	0 0	0 0	3 0	
molesting a minor	0 0	0 0	3 0	0 0	3 0	0 0	0 0	0 0	0 0	0 0	3 0	
atmpt rape	0 0	1 0	0 0	0 0	1 0	0 0	0 0	0 0	0 0	0 0	1 0	
sexual battery	6 0	5 0	9 0	0 0	20 0	0 0	2 0	0 0	0 0	2 0	22 0	
escape	1 0	6 0	0 0	0 0	7 0	0 0	0 0	1 0	0 0	1 0	8 0	
cpwl & concealed wea	2 0	18 0	6 0	0 0	26 0	1 0	2 0	0 0	0 0	3 0	29 0	
shoplifting	6 0	9 0	7 0	0 0	22 0	5 0	26 0	9 0	0 0	40 0	62 0	
viol game & fish law	1 0	1 0	1 0	0 0	3 0	0 0	0 0	0 0	0 0	0 0	3 0	
pointing gun at anot	1 0	4 0	4 0	0 0	9 0	0 0	1 0	0 0	0 0	1 0	10 0	
deadly weapons in pu	1 0	1 0	0 0	0 0	2 0	0 0	1 0	0 0	0 0	1 0	3 0	
crmnl attempt	1 0	1 0	1 0	0 0	3 0	0 0	0 0	1 0	0 0	1 0	4 0	
other misdemeanor	9 0	59 0	32 0	0 0	100 0	2 0	14 0	16 0	0 0	32 0	132 0	
riot	1 0	0 0	0 0	0 0	1 0	0 0	0 0	0 0	0 0	0 0	1 0	
inciting to riot	1 0	0 0	0 0	0 0	1 0	0 0	0 0	0 0	0 0	0 0	1 0	
fighting in public p	1 0	1 0	0 0	0 0	2 0	0 0	0 0	1 0	0 0	1 0	3 0	
off agnst pub hlth/m	0 0	3 0	6 0	0 0	9 0	0 0	0 0	0 0	0 0	0 0	9 0	
gambling & related o	0 0	0 0	1 0	0 0	1 0	0 0	0 0	0 0	0 0	0 0	1 0	
obscenity & related	0 0	1 0	0 0	0 0	1 0	0 0	0 0	0 0	0 0	0 0	1 0	
involuntary manslaug	0 0	0 0	1 0	0 0	1 0	0 0	0 0	1 0	0 0	1 0	2 0	

(continued)

Probationer Statistical Profile

Sample: Active & admin probationers, not in facilities  
Act probationers 01/22/2002

Requestor: Nancy Phillips, Statistician

Most serious offense by current age & sex (continued)

Most serious offense	Men						Women						Grand Total	%
	age 00-21	age 22-39	age 40-98	age UNKWN	Men Total	Men %	age 00-21	age 22-39	age 40-98	age UNKWN	Women Total	Women %		
interference with cu	2 0	1 0	3 0	0 0	6 0	0 0	0 0	0 0	0 0	0 0	0 0	6 0	0 0	
theft by deception <	0 0	2 0	2 0	0 0	4 0	1 0	4 0	2 0	0 0	7 0	0 0	11 0	0 0	
theft/lost/property<	0 0	5 0	0 0	0 0	5 0	0 0	0 0	0 0	0 0	0 0	0 0	5 0	0 0	
theft of services <	0 0	2 0	1 0	0 0	3 0	0 0	1 0	0 0	0 0	1 0	0 0	4 0	0 0	
theft by conversion	1 0	4 0	2 0	0 0	7 0	0 0	3 0	2 0	0 0	5 0	0 0	12 0	0 0	
theft motor vehicle,	1 0	5 0	0 0	0 0	6 0	0 0	0 0	0 0	0 0	0 0	0 0	6 0	0 0	
entrng mot veh crim	0 0	7 0	0 0	0 0	7 0	0 0	1 0	2 0	0 0	3 0	0 0	10 0	0 0	
viol forgery&fraud p	0 0	1 0	2 0	0 0	3 0	0 0	1 0	0 0	0 0	1 0	0 0	4 0	0 0	
tpos/use drug rel ob	0 0	0 0	1 0	0 0	1 0	0 0	1 0	1 0	0 0	2 0	0 0	3 0	0 0	
obtn/attmpt drugs il	0 0	2 0	2 0	0 0	4 0	0 0	3 0	3 0	0 0	6 0	0 0	10 0	0 0	
viol dangerous drugs	0 0	1 0	0 0	0 0	1 0	0 0	0 0	0 0	0 0	0 0	0 0	1 0	0 0	
mfg/dist imitate con	0 0	4 0	0 0	0 0	4 0	0 0	1 0	1 0	0 0	2 0	0 0	6 0	0 0	
misc abuse govt offi	1 0	0 0	0 0	0 0	1 0	0 0	1 0	1 0	0 0	2 0	0 0	3 0	0 0	
misc escape & other	0 0	2 0	0 0	0 0	2 0	0 0	0 0	0 0	0 0	0 0	0 0	2 0	0 0	
misc offns relt jud	0 0	0 0	1 0	0 0	1 0	0 0	0 0	0 0	0 0	0 0	0 0	1 0	0 0	
misc obstruction off	1 0	0 0	1 0	0 0	2 0	0 0	0 0	0 0	0 0	0 0	0 0	2 0	0 0	
misc crim trsps/crim	0 0	1 0	0 0	0 0	1 0	0 0	0 0	0 0	0 0	0 0	0 0	1 0	0 0	
misc sexual offenses	1 0	3 0	2 0	0 0	6 0	0 0	0 0	0 0	0 0	0 0	0 0	6 0	0 0	
pandering	0 0	0 0	1 0	0 0	1 0	0 0	0 0	0 0	0 0	0 0	0 0	1 0	0 0	
providing sex mat mi	0 0	1 0	0 0	0 0	1 0	0 0	0 0	0 0	0 0	0 0	0 0	1 0	0 0	
exhibit sex shows mi	0 0	0 0	1 0	0 0	1 0	0 0	0 0	0 0	0 0	0 0	0 0	1 0	0 0	
dng instrmntalties &	0 0	1 0	1 0	0 0	2 0	0 0	0 0	0 0	0 0	0 0	0 0	2 0	0 0	
viol alcoh bev regs	1 0	0 0	2 0	0 0	3 0	0 0	0 0	0 0	0 0	0 0	0 0	3 0	0 0	
furnish liquor to mi	1 0	0 0	2 0	0 0	3 0	0 0	0 0	0 0	0 0	0 0	0 0	3 0	0 0	
poss alc bev by juve	3 0	1 0	1 0	0 0	5 0	0 0	0 0	0 0	0 0	0 0	0 0	5 0	0 0	
veh homicide tit 40	1 0	1 0	2 0	0 0	4 0	0 0	0 0	0 0	0 0	0 0	0 0	4 0	0 0	
viol motor veh licen	0 0	0 0	0 0	0 0	0 0	1 0	0 0	0 0	0 0	1 0	0 0	1 0	0 0	
conspiracy commit mis	0 0	1 0	0 0	0 0	1 0	0 0	0 0	0 0	0 0	0 0	0 0	1 0	0 0	
misc misdemeanor	6 0	35 0	14 0	0 0	55 0	4 0	15 0	9 0	0 0	28 0	0 0	83 0	0 0	
misc invasion of pri	0 0	1 0	0 0	0 0	1 0	0 0	0 0	0 0	0 0	0 0	0 0	1 0	0 0	
viol othr states law	2 0	3 0	3 0	0 0	8 0	1 0	1 0	2 0	0 0	4 0	0 0	12 0	0 0	

(continued)

Probationer Statistical Profile

Sample: Active & admin probationers, not in facilities  
Act probationers 01/22/2002

Requestor: Nancy Phillips, Statistician

Most serious offense by current age & sex (continued)

Most serious offense	Men					Women					Grand Total	%
	age 00-21 %	age 22-39 %	age 40-98 %	age UNKWN %	Men Total %	age 00-21 %	age 22-39 %	age 40-98 %	age UNKWN %	Women Total %		
-----												
FELONIES	-----											
MISC HOMICIDE OFFENS	0 0	5 0	1 0	0 0	6 0	0 0	0 0	0 0	0 0	0 0	6 0	0
MURDER	1 0	5 0	6 0	0 0	12 0	0 0	7 0	1 0	0 0	8 0	20 0	0
VOLUNTARY MANSLAUGHT	1 0	77 0	91 0	0 0	169 0	0 0	34 0	41 1	0 0	75 0	244 0	0
INVOLUNTARY MANSLAUG	6 0	44 0	29 0	0 0	79 0	3 0	23 0	8 0	0 0	34 0	113 0	0
FETICIDE	0 0	1 0	0 0	0 0	1 0	0 0	1 0	0 0	0 0	1 0	2 0	0
VEHICULAR HOMICIDE	6 0	189 0	98 0	0 0	293 0	2 0	40 0	22 0	0 0	64 0	357 0	0
HOMICIDE BY PILOT,DU	0 0	2 0	1 0	0 0	3 0	0 0	0 0	1 0	0 0	1 0	4 0	0
CONCEAL DEATH OF ANO	1 0	2 0	0 0	0 0	3 0	0 0	0 0	0 0	0 0	0 0	3 0	0
ATMPT MURDER	2 0	11 0	11 0	0 0	24 0	0 0	1 0	8 0	0 0	9 0	33 0	0
MISC ABORTION	0 0	1 0	0 0	0 0	1 0	0 0	0 0	0 0	0 0	0 0	1 0	0
CRMNL ABORTION	0 0	3 0	0 0	0 0	3 0	0 0	1 0	0 0	0 0	1 0	4 0	0
MISC ASSAULT/BATTERY	2 0	71 0	30 0	0 0	103 0	0 0	4 0	7 0	0 0	11 0	114 0	0
FAMILY VIOLENCE BATT	1 0	2 0	0 0	0 0	3 0	0 0	1 0	0 0	0 0	1 0	4 0	0
AGGRAV ASSAULT	405 4	3431 6	2193 8	0 0	6029 6	117 5	823 5	398 5	0 0	1338 5	7367 6	0
ATMPT AGGRAV ASSAULT	1 0	21 0	18 0	0 0	40 0	2 0	10 0	1 0	0 0	13 0	53 0	0
AGGRAV BATTERY	39 0	423 1	226 1	0 0	688 1	7 0	40 0	20 0	0 0	67 0	755 1	0
TERRORIST THREATS &	134 1	732 1	479 2	0 0	1345 1	21 1	91 1	38 1	0 0	150 1	1495 1	0
FALSE IMPRISONMENT	18 0	194 0	79 0	0 0	291 0	1 0	11 0	3 0	0 0	15 0	306 0	0
FALSE IMPRIS COLOR L	0 0	0 0	2 0	0 0	2 0	0 0	1 0	0 0	0 0	1 0	3 0	0
KIDNAPPING	2 0	90 0	39 0	0 0	131 0	0 0	3 0	2 0	0 0	5 0	136 0	0
INTERFERENCE WITH CU	5 0	18 0	10 0	0 0	33 0	2 0	8 0	5 0	0 0	15 0	48 0	0
AGGRAV ASSAULT POLCE	10 0	111 0	88 0	0 0	209 0	1 0	13 0	11 0	0 0	25 0	234 0	0
AGGRAV BATTERY PEACE	2 0	5 0	1 0	0 0	8 0	0 0	2 0	0 0	0 0	2 0	10 0	0
SIMPLE BATTERY	2 0	31 0	19 0	0 0	52 0	0 0	3 0	0 0	0 0	3 0	55 0	0
RECK COND	0 0	7 0	1 0	0 0	8 0	0 0	4 0	0 0	0 0	4 0	12 0	0
STALKING	2 0	13 0	19 0	0 0	34 0	0 0	1 0	0 0	0 0	1 0	35 0	0
AGGRAV STALKING	18 0	378 1	252 1	0 0	648 1	5 0	21 0	18 0	0 0	44 0	692 1	0
ATMPT KIDNAP	0 0	3 0	5 0	0 0	8 0	0 0	0 0	0 0	0 0	0 0	8 0	0
ARSON MISC	2 0	13 0	9 0	0 0	24 0	0 0	2 0	5 0	0 0	7 0	31 0	0
ARSON 1ST DEGREE	26 0	227 0	153 1	0 0	406 0	4 0	68 0	52 1	0 0	124 0	530 0	0
ARSON 2ND DEGREE	9 0	62 0	24 0	0 0	95 0	0 0	19 0	8 0	0 0	27 0	122 0	0

(continued)

Probationer Statistical Profile

Sample: Active & admin probationers, not in facilities  
Act probationers 01/22/2002

Requestor: Nancy Phillips, Statistician

Most serious offense by current age & sex (continued)

Most serious offense	Men					Women					Grand Total	%
	age 00-21	age 22-39	age 40-98	age UNKWN	Men Total	age 00-21	age 22-39	age 40-98	age UNKWN	Women Total		
ARSON 3RD DEGREE	4 0	13 0	4 0	0 0	21 0	1 0	8 0	1 0	0 0	10 0	31 0	0
CRMNL POSS EXPLOSIVE	2 0	7 0	3 0	0 0	12 0	0 0	3 0	0 0	0 0	3 0	15 0	0
CRMNL POSS INCENDIAR	1 0	3 0	0 0	0 0	4 0	0 0	0 0	0 0	0 0	0 0	4 0	0
MISC CRIMINAL DAMAGE	7 0	11 0	6 0	0 0	24 0	1 0	3 0	0 0	0 0	4 0	28 0	0
CRMNL DAMAGE 1ST DEG	43 0	171 0	60 0	0 0	274 0	6 0	28 0	8 0	0 0	42 0	316 0	0
CRMNL DAMAGE 2ND DEG	140 1	427 1	149 1	0 0	716 1	42 2	107 1	31 0	0 0	180 1	896 1	0
DAMAGE,DESTROY SECR	4 0	19 0	7 0	0 0	30 0	0 0	3 0	4 0	0 0	7 0	37 0	0
VANDALISM TO CHURCH	1 0	6 0	0 0	0 0	7 0	0 0	1 0	1 0	0 0	2 0	9 0	0
ALTER ID	22 0	38 0	12 0	0 0	72 0	0 0	2 0	1 0	0 0	3 0	75 0	0
BURGLARY	1582 15	5682 10	1528 6	0 0	8792 9	123 6	591 4	150 2	0 0	864 3	9656 8	0
POSS BURGLAR TOOLS	55 1	82 0	29 0	0 0	166 0	1 0	12 0	0 0	0 0	13 0	179 0	0
ATMPT BURGLARY	32 0	84 0	25 0	0 0	141 0	5 0	3 0	3 0	0 0	11 0	152 0	0
MISC FORGERY	3 0	16 0	5 0	0 0	24 0	6 0	14 0	6 0	0 0	26 0	50 0	0
FORGERY 1ST DEGREE	422 4	3171 6	1437 5	0 0	5030 5	331 15	2968 18	1102 15	0 0	4401 17	9431 8	0
FORGERY 2ND DEGREE	29 0	169 0	43 0	0 0	241 0	14 1	71 0	20 0	0 0	105 0	346 0	0
BAD CHECKS	9 0	171 0	160 1	0 0	340 0	11 1	168 1	86 1	0 0	265 1	605 1	0
ILLEGAL USE-CREDIT C	3 0	10 0	3 0	0 0	16 0	3 0	9 0	1 0	0 0	13 0	29 0	0
THEFT CREDIT CARD	26 0	89 0	20 0	0 0	135 0	22 1	76 0	17 0	0 0	115 0	250 0	0
FORGERY CREDIT CARD	9 0	35 0	4 0	0 0	48 0	10 0	43 0	4 0	0 0	57 0	105 0	0
FRAUDULENT CREDIT CA	79 1	304 1	61 0	0 0	444 0	94 4	371 2	68 1	0 0	533 2	977 1	0
CRMNL POSS CREDIT CA	1 0	4 0	1 0	0 0	6 0	0 0	1 0	0 0	0 0	1 0	7 0	0
RECV GDS,SRVS FRAUD	1 0	15 0	8 0	0 0	24 0	1 0	24 0	18 0	0 0	43 0	67 0	0
TELECOMMUNICATIONS F	1 0	15 0	8 0	0 0	24 0	0 0	9 0	3 0	0 0	12 0	36 0	0
ATMPT FORGERY	0 0	3 0	1 0	0 0	4 0	1 0	2 0	5 0	0 0	8 0	12 0	0
FAILR PAY NATRL PRD/	0 0	1 0	3 0	0 0	4 0	0 0	0 0	1 0	0 0	1 0	5 0	0
FRAUDULENT ACCESS CO	5 0	31 0	4 0	0 0	40 0	8 0	31 0	2 0	0 0	41 0	81 0	0
MISC FRAUD	4 0	91 0	80 0	0 0	175 0	7 0	96 1	49 1	0 0	152 1	327 0	0
THEFT BY TAKING	741 7	3341 6	1504 5	0 0	5586 6	276 13	1847 11	767 10	0 0	2890 11	8476 7	0
THEFT BY DECEPTION	7 0	204 0	185 1	0 0	396 0	18 1	131 1	66 1	0 0	215 1	611 1	0
THEFT BY EXTORTION	1 0	13 0	4 0	0 0	18 0	1 0	4 0	4 0	0 0	9 0	27 0	0
THEFT OF LOST PROPER	2 0	12 0	7 0	0 0	21 0	1 0	8 0	1 0	0 0	10 0	31 0	0
THEFT BY REC STOLEN	705 7	2057 4	583 2	0 0	3345 4	57 3	272 2	76 1	0 0	405 2	3750 3	0
THEFT OF SERVICES	2 0	40 0	26 0	0 0	68 0	1 0	27 0	12 0	0 0	40 0	108 0	0
THEFT BY CONVERSION	10 0	213 0	207 1	0 0	430 0	6 0	126 1	70 1	0 0	202 1	632 1	0
THEFT OF TRADE SECRE	0 0	1 0	2 0	0 0	3 0	0 0	1 0	0 0	0 0	1 0	4 0	0

(continued)



Probationer Statistical Profile

Sample: Active & admin probationers, not in facilities  
Act probationers 01/22/2002

Requestor: Nancy Phillips, Statistician

Most serious offense by current age & sex (continued)

Most serious offense	Men						Women						Grand Total	%
	age 00-21	age 22-39	age 40-98	age UNKWN	Men Total	Men %	age 00-21	age 22-39	age 40-98	age UNKWN	Women Total	Women %		
CONVSN PAYMNTS REAL	0	9	15	0	24	0	0	0	0	0	0	0	24	0
THEFT OF MOTOR VEH,	157	475	153	0	785	17	55	15	0	87	0	872	1	
THEFT OF LEASED PERS	0	2	1	0	3	0	5	0	0	5	0	8	0	
THEFT BRING PROP IN	16	57	15	0	88	2	6	2	0	10	0	98	0	
THEFT RECV PROP OUT	2	19	1	0	22	1	3	1	0	5	0	27	0	
LIVESTOCK THEFT	2	7	3	0	12	0	3	0	0	3	0	15	0	
THEFT BY SHOPLIFTING	156	675	398	0	1229	274	1149	394	5	1817	7	3046	3	
ENTERING VEHICLE	442	616	92	0	1150	18	41	4	0	63	0	1213	1	
STEAL ALTER PUBLIC D	0	1	0	0	1	0	0	1	0	1	0	2	0	
ROBBERY	297	1229	295	0	1821	35	128	37	0	200	1	2021	2	
ARMED ROBBERY	32	438	181	0	651	3	34	12	0	49	0	700	1	
HIJACKING MOTOR VEHI	1	5	0	0	6	1	0	0	0	1	0	7	0	
ATMPT ROBBERY	18	68	25	0	111	2	5	1	0	8	0	119	0	
ATMPT ARMED ROBBERY	7	52	6	0	65	1	3	0	0	4	0	69	0	
MISC SEXUAL	1	30	26	0	57	1	2	1	0	4	0	61	0	
RAPE	10	140	105	0	255	0	0	0	0	0	0	255	0	
SODOMY	9	31	47	0	87	2	0	1	0	3	0	90	0	
AGGRAV SODOMY	5	43	81	0	129	0	0	1	0	1	0	130	0	
BESTIALITY	0	0	1	0	1	0	0	0	0	0	0	1	0	
SEDUCTION	0	1	1	0	2	0	0	1	0	1	0	3	0	
INCEST	4	22	85	0	111	0	3	7	0	10	0	121	0	
BIGAMY	0	2	5	0	7	0	2	0	0	2	0	9	0	
MARRY A BIGAMIST	0	0	0	0	0	0	1	0	0	1	0	1	0	
AGGRAV SEXUAL BATTER	1	26	23	0	50	0	1	0	0	1	0	51	0	
PANDERING BY COMPULS	0	2	1	0	3	0	0	0	0	0	0	3	0	
STATUTORY RAPE	257	758	60	0	1075	5	19	3	0	27	0	1102	1	
CHILD MOLESTATION	142	927	1375	0	2444	7	51	25	0	83	0	2527	2	
ENTICING CHILD-INDEC	20	99	94	0	213	1	11	4	0	16	0	229	0	
AGGRAV CHILD MOLESTA	16	103	168	0	287	1	4	2	0	7	0	294	0	
NECROPHILIA	0	0	0	0	0	0	0	1	0	1	0	1	0	
SEXL/ASSLT/AGN/PERS/	1	20	9	0	30	0	2	1	0	3	0	33	0	
SEXUAL ASLT BY THERA	0	1	0	0	1	0	0	0	0	0	0	1	0	
SOLICIT SODOMY FROM	0	3	6	0	9	0	0	0	0	0	0	9	0	
ATMPT RAPE	1	32	14	0	47	1	0	0	0	1	0	48	0	
ATMPT SODOMY	0	0	2	0	2	0	0	0	0	0	0	2	0	

(continued)

Probationer Statistical Profile

Sample: Active & admin probationers, not in facilities  
Act probationers 01/22/2002

Requestor: Nancy Phillips, Statistician

Most serious offense by current age & sex (continued)

Most serious offense	Men						Women						Grand Total	%							
	age 00-21	age 22-39	age 40-98	age UNKWN	Men Total	Men %	age 00-21	age 22-39	age 40-98	age UNKWN	Women Total	Women %									
ATMPT AGGRAV SODOMY	0	3	1	0	4	0	0	0	0	0	0	4	0								
MISC OBSCENITY	0	1	3	0	4	0	0	0	0	0	0	4	0								
DISTRIBUTING OBSCENE	0	1	1	0	2	0	0	0	0	0	0	2	0								
DISTR MAT DEPICT NUD	0	1	2	0	3	0	0	0	0	0	0	3	0								
MISC PUBLIC ORDER	0	6	3	0	9	0	0	0	1	0	1	10	0								
TREASON	0	0	0	0	0	0	0	1	0	0	1	1	0								
INCITING TO INSURREC	1	1	0	0	2	0	0	1	0	0	1	3	0								
ADVOC OVERTHROW OF G	0	0	1	0	1	0	0	0	0	0	0	1	0								
FALSE SWEARNG WRITTN	6	26	13	0	45	3	12	3	0	18	63	0									
ABUSE OF GOVT OFFICE	0	0	1	0	1	0	0	0	0	0	1	0									
BRIBERY GOVT OFFICER	1	10	11	0	22	0	5	2	0	7	29	0									
VIOL OATH PUBLIC OFF	0	4	1	0	5	0	1	1	0	2	7	0									
INFLUENCE LEGISLATIV	0	0	1	0	1	0	0	0	0	0	1	0									
INFLUENCE GOVT OFFIC	0	2	0	0	2	0	0	0	0	0	2	0									
DEFRAUDING STATE	0	18	31	0	49	0	180	120	2	300	349	0									
CONSPIRE RESTRAIN FR	0	1	0	0	1	0	1	0	0	1	2	0									
FALSE CERTIFICATES	0	5	4	0	9	0	6	0	0	6	15	0									
INFLUENCING WITNESS	1	8	6	0	15	1	6	2	0	9	24	0									
OBSTR OF LAW ENF OFF	187	2	1292	2	456	2	0	1935	2	40	2	227	1	109	1	0	0	376	1	2311	2
MISC JUDICIAL PROCEE	0	1	2	0	3	0	1	1	0	0	2	5	0								
PERJURY	1	9	13	0	23	0	1	12	4	0	17	40	0								
FALSE SWEARING	2	14	8	0	24	4	16	6	0	26	50	0									
SUBORNATION OF PERJU	0	0	1	0	1	0	0	0	1	0	2	0									
IMPERSONATION	0	13	2	0	15	2	5	2	0	9	24	0									
IMPERSONATING OFFICE	3	33	17	0	53	0	2	0	0	2	55	0									
BARRATRY	1	6	1	0	8	0	0	0	0	0	8	0									
EMBRACERY	0	0	1	0	1	0	3	0	0	3	4	0									
FALSE STATEMENTS GOV	15	77	41	0	133	6	65	20	0	91	224	0									
UNAUTH REPRESTN PEAC	0	0	1	0	1	0	0	0	0	0	1	0									
IMPRSNTNG ANTHR RBAL	0	1	0	0	1	0	2	1	0	3	4	0									
ESCAPE	11	0	119	0	61	0	191	0	18	7	25	216	0								
AIDING ESCAPE	0	4	0	0	4	0	8	4	0	12	16	0									
HINDERING APPREH OR	19	0	65	0	19	0	103	0	6	45	26	77	180	0							
COMPOUNDING A CRIME	1	0	1	0	2	0	3	0	0	3	5	0									
BAIL JUMPING	0	23	8	0	31	0	0	1	1	0	2	33	0								

(continued)

Probationer Statistical Profile

Sample: Active & admin probationers, not in facilities  
Act probationers 01/22/2002

Requestor: Nancy Phillips, Statistician

Most serious offense by current age & sex (continued)

Most serious offense	Men						Women						Grand Total	%
	age 00-21	age 22-39	age 40-98	age UNKWN	Men Total	Men %	age 00-21	age 22-39	age 40-98	age UNKWN	Women Total	Women %		
ATMPT ESCAPE	1 0	2 0	1 0	0 0	4 0	0 0	0 0	0 0	0 0	0 0	0 0	4 0		
FALSE PUBLIC ALARM	12 0	13 0	1 0	0 0	26 0	0 0	4 0	1 0	0 0	5 0	31 0			
CRMNL INTERFERE GOVT	61 1	156 0	65 0	0 0	282 0	7 0	20 0	12 0	0 0	39 0	321 0			
MISC GAMBLING/RELATE	0 0	0 0	1 0	0 0	1 0	0 0	0 0	0 0	0 0	0 0	1 0			
COMMERICAL GAMBLING	0 0	4 0	9 0	0 0	13 0	0 0	3 0	5 0	0 0	8 0	21 0			
COMMUNICATING GAMBL	0 0	2 0	1 0	0 0	3 0	0 0	0 0	0 0	0 0	0 0	3 0			
BRIBERY OF CONTESTAN	0 0	2 0	2 0	0 0	4 0	0 0	1 0	0 0	0 0	1 0	5 0			
GAMBLING ACT ON BUSI	0 0	0 0	1 0	0 0	1 0	0 0	1 0	0 0	0 0	1 0	2 0			
DOGFIGHTING	5 0	31 0	6 0	0 0	42 0	0 0	1 0	2 0	0 0	3 0	45 0			
LOTTERY VIOLATION	0 0	3 0	2 0	0 0	5 0	1 0	12 0	2 0	0 0	15 0	20 0			
BOARDING BUS W/CONCL	1 0	3 0	1 0	0 0	5 0	1 0	0 0	1 0	0 0	2 0	7 0			
CRUELTY TO CHILDREN	22 0	514 1	278 1	0 0	814 1	16 1	413 3	126 2	0 0	555 2	1369 1			
SEX EXPLOITATION CHI	2 0	18 0	25 0	0 0	45 0	1 0	6 0	1 0	0 0	8 0	53 0			
ABANDONMENT OF CHILD	0 0	29 0	32 0	0 0	61 0	0 0	2 0	2 0	0 0	4 0	65 0			
CNTRBTNG DELINQENCY	2 0	2 0	2 0	0 0	6 0	0 0	4 0	0 0	0 0	4 0	10 0			
MISC WEAPON/EXPLOSIV	13 0	24 0	9 0	0 0	46 0	1 0	1 0	0 0	0 0	2 0	48 0			
CARRY CONCEALED WEAP	22 0	82 0	26 0	0 0	130 0	0 0	6 0	0 0	0 0	6 0	136 0			
CARRY PISTL WITHOUT	3 0	4 0	1 0	0 0	8 0	0 0	0 0	1 0	0 0	1 0	9 0			
ALTER PISTL LICENSE	1 0	3 0	1 0	0 0	5 0	0 0	0 0	0 0	0 0	0 0	5 0			
POSS OF FIREARM DUR	15 0	74 0	54 0	0 0	143 0	0 0	10 0	6 0	0 0	16 0	159 0			
POSS OF CERTAIN WEAP	25 0	71 0	52 0	0 0	148 0	4 0	3 0	2 0	0 0	9 0	157 0			
POSS FIREARM CONVCT	5 0	490 1	478 2	0 0	973 1	0 0	24 0	21 0	0 0	45 0	1018 1			
CARRY WEAPON AT SCHO	98 1	57 0	4 0	0 0	159 0	14 1	4 0	2 0	0 0	20 0	179 0			
GUARD LINE WITH WEAP	1 0	1 0	2 0	0 0	4 0	0 0	0 0	1 0	0 0	1 0	5 0			
POSS WEAPON BY PRISO	2 0	5 0	1 0	0 0	8 0	0 0	0 0	0 0	0 0	0 0	8 0			
MISUSE FIREARM HUNTI	0 0	3 0	1 0	0 0	4 0	0 0	0 0	0 0	0 0	0 0	4 0			
CRUELTY TO ANIMALS	0 0	0 0	1 0	0 0	1 0	0 0	0 0	0 0	0 0	0 0	1 0			
MISC INVASION OF PRI	0 0	2 0	1 0	0 0	3 0	0 0	0 0	1 0	0 0	1 0	4 0			
EAVESDROP & SURVEILL	0 0	7 0	8 0	0 0	15 0	0 0	0 0	1 0	0 0	1 0	16 0			
PEEPING TOM	5 0	80 0	34 0	0 0	119 0	0 0	1 0	0 0	0 0	1 0	120 0			
P/S/D OF EAVESDROP D	0 0	1 0	0 0	0 0	1 0	0 0	0 0	0 0	0 0	0 0	1 0			
RACKETEERING	0 0	5 0	17 0	0 0	22 0	0 0	4 0	7 0	0 0	11 0	33 0			
S/D NARCOTICS, OPIAT	26 0	350 1	183 1	0 0	559 1	4 0	65 0	48 1	0 0	117 0	676 1			
S/D DEP, STIM, CNTRF D	36 0	213 0	115 0	0 0	364 0	4 0	42 0	32 0	0 0	78 0	442 0			
S/D OF LSD	7 0	25 0	3 0	0 0	35 0	1 0	0 0	1 0	0 0	2 0	37 0			

(continued)

Probationer Statistical Profile

Sample: Active & admin probationers, not in facilities  
Act probationers 01/22/2002

Requestor: Nancy Phillips, Statistician

Most serious offense by current age & sex (continued)

Most serious offense	Men							Women							Grand Total	%
	age 00-21	age 22-39	age 40-98	age UNKWN	Men Total	age 00-21	age 22-39	age 40-98	age UNKWN	Women Total						
S/D OF MARIJUANA	315	1504	424	0	2243	21	225	96	0	342	2585	2				
S/D OF ALCOHOLIC IN	0	0	2	0	2	0	0	1	0	1	3	0				
POSS NARCOTICS, OPIA	64	511	320	0	895	10	144	95	0	249	1144	1				
POSS DEP, STIM, CNTRF	46	496	262	0	804	14	195	81	0	290	1094	1				
POSS OF LSD	30	73	4	0	107	1	6	3	0	10	117	0				
POSS OF MARIJUANA	284	1314	392	0	1990	29	225	116	0	370	2360	2				
ILLEGAL POSS/MANF LI	1	6	5	0	12	0	0	0	0	0	12	0				
ILLEGAL ATTM TO OBT	4	61	39	0	104	2	97	80	0	179	283	0				
VIOL GA CNTRL SBST A	1371	9552	4382	0	15305	188	2265	1279	0	3732	19037	16				
VIOL DNGROUS DRGS AC	13	57	21	0	91	3	24	14	0	41	132	0				
UNLWFL MFG/DEL/DIST	5	50	40	0	95	1	8	5	0	14	109	0				
FURNISH LIQUOR TO MI	0	1	0	0	1	0	0	0	0	0	1	0				
POSS DRUG RELATED MA	6	23	14	0	43	1	15	6	0	22	65	0				
S/D CONT SUB PUBLIC	19	61	16	0	96	0	12	9	0	21	117	0				
S/D CONT SUB SCHOOL	11	41	7	0	59	0	5	1	0	6	65	0				
S/D COCAINE	317	1962	717	0	2996	21	291	173	0	485	3481	3				
POSS OF COCAINE	625	3951	2024	0	6600	63	871	502	0	1436	8036	7				
ATMPT VIOL SUBSTANCE	22	206	175	0	403	7	89	69	0	165	568	0				
MISC DRUGS TRAFFICKI	1	39	28	0	68	0	12	5	0	17	85	0				
TRAF COCAINE LESS 20	7	196	134	0	337	1	40	42	0	83	420	0				
TRAF COCAINE 201-400	3	26	26	0	55	0	5	4	0	9	64	0				
TRAF COCAINE 401+ GM	0	6	11	0	17	0	1	2	0	3	20	0				
TRAF NARCOTIC LESS 1	0	2	2	0	4	1	0	0	0	1	5	0				
TRAF NARCOTIC 15-28	2	3	0	0	5	0	1	1	0	2	7	0				
TRAF NARCOTIC 29+ GM	0	2	2	0	4	0	0	1	0	1	5	0				
TRAF MARIJNA 101-200	2	14	25	0	41	1	4	4	0	9	50	0				
TRAF MARIJNA 2001-10	0	5	0	0	5	0	1	0	0	1	6	0				
TRAF MARIJNA 10001+	1	1	3	0	5	0	0	0	0	0	5	0				
TRAF METHAQUALONE < 4	0	3	4	0	7	1	1	1	0	3	10	0				
TRAF METHAQUALONE >= 4	0	2	2	0	4	0	1	0	0	1	5	0				
TRAF AMPHTMINE 28-19	0	9	6	0	15	0	3	3	0	6	21	0				
TRAF AMPHTMINE 200-3	0	2	4	0	6	0	0	2	0	2	8	0				
TRAF AMPHTMINE 400+	0	0	0	0	0	0	1	0	0	1	1	0				
TRANSACTIONS DRUG OB	1	1	0	0	2	0	1	0	0	1	3	0				
TRANSACTIONS CNTRFT	1	2	0	0	3	0	0	1	0	1	4	0				

(continued)

Probationer Statistical Profile

Sample: Active & admin probationers, not in facilities  
Act probationers 01/22/2002

Requestor: Nancy Phillips, Statistician

Most serious offense by current age & sex (continued)

Most serious offense	Men					Women					Grand Total	%
	age 00-21	age 22-39	age 40-98	age UNKWN	Men Total	age 00-21	age 22-39	age 40-98	age UNKWN	Women Total		
USE COMM FACILITY VIO	3 0	6 0	7 0	0 0	16 0	0 0	1 0	2 0	0 0	3 0	19 0	
ATT/CONSPRCY COMMT C	2 0	33 0	16 0	0 0	51 0	2 0	18 0	11 0	0 0	31 0	82 0	
UNAUTH DIST CONTRLLD	1 0	4 0	5 0	0 0	10 0	0 0	2 0	2 0	0 0	4 0	14 0	
ILLGL DIST CONTRLLD	2 0	9 0	7 0	0 0	18 0	0 0	3 0	0 0	0 0	3 0	21 0	
VIOL MOTOR VEHICLE L	9 0	141 0	116 0	0 0	266 0	0 0	27 0	18 0	0 0	45 0	311 0	
ALTER CAR TITLE	0 0	1 0	3 0	0 0	4 0	0 0	0 0	0 0	0 0	0 0	4 0	
DRVNG HABTL VIOLATOR	1 0	1248 2	1529 6	0 0	2778 3	0 0	91 1	118 2	0 0	209 1	2987 2	
HABIT TRAF VOIL/IMPA	1 0	187 0	193 1	0 0	381 0	0 0	15 0	30 0	0 0	45 0	426 0	
HABIT TRAF VIOL/OTHE	2 0	216 0	189 1	0 0	407 0	0 0	16 0	18 0	0 0	34 0	441 0	
DSTL ALCOHOL BEVERAG	0 0	0 0	4 0	0 0	4 0	0 0	0 0	1 0	0 0	1 0	5 0	
POSS UNAUTHORIZED ST	0 0	0 0	0 0	0 0	0 0	0 0	1 0	0 0	0 0	1 0	1 0	
POSS CONTRABAND ARTI	2 0	4 0	2 0	0 0	8 0	0 0	2 0	1 0	0 0	3 0	11 0	
TRNSPRT CONTRABAND A	0 0	1 0	0 0	0 0	1 0	0 0	0 0	1 0	0 0	1 0	2 0	
CONCEAL CONTRABAND	0 0	0 0	0 0	0 0	0 0	0 0	1 0	0 0	0 0	1 0	1 0	
MISC MRALS/PBLIC H/S	1 0	5 0	6 0	0 0	12 0	0 0	1 0	1 0	0 0	2 0	14 0	
VIOL GAME AND FISH L	0 0	1 0	1 0	0 0	2 0	0 0	0 0	0 0	0 0	0 0	2 0	
MISC CORRECTIONL INS	5 0	7 0	4 0	0 0	16 0	0 0	7 0	1 0	0 0	8 0	24 0	
VIOLATN OTHR STATES	35 0	198 0	87 0	0 0	320 0	12 1	87 1	33 0	0 0	132 1	452 0	
CONSPIRACY	13 0	45 0	14 0	0 0	72 0	3 0	39 0	8 0	0 0	50 0	122 0	
CRMNL ATMPT	53 1	196 0	125 0	0 0	374 0	7 0	61 0	37 0	0 0	105 0	479 0	
AIRCRAFT HIJACKING	0 0	3 0	0 0	0 0	3 0	0 0	0 0	0 0	0 0	0 0	3 0	
UNAUTH DIST RECRD DE	1 0	3 0	3 0	0 0	7 0	0 0	0 0	0 0	0 0	0 0	7 0	
CRMNL SOLICITATION	0 0	19 0	15 0	0 0	34 0	1 0	8 0	6 0	0 0	15 0	49 0	
PARTY TO A CRIME	5 0	6 0	2 0	0 0	13 0	1 0	2 0	4 0	0 0	7 0	20 0	
CRMNL TRESPASSING	1 0	9 0	3 0	0 0	13 0	0 0	0 0	2 0	0 0	2 0	15 0	
GANG PARTICIPATION	1 0	0 0	0 0	0 0	1 0	1 0	0 0	0 0	0 0	1 0	2 0	
Total reported	10391	56518	27660	0	94569	2152	16393	7419	0	25964	120533	
Percent Reported	100.0	100.0	100.0		100.0	100.0	100.0	100.0		100.0	100.0	
NOT REPORTED	1	18	4	0	23	0	3	1	0	4	27	
Total	10392	56536	27664	0	94592	2152	16396	7420	0	25968	120560	

Probationer Statistical Profile

Sample: Active & admin probationers, not in facilities  
Act probationers 01/22/2002

Requestor: Nancy Phillips, Statistician

Most serious crime type by current age & sex

Crime type	Men					Women					Grand Total %
	age 00-21 %	age 22-39 %	age 40-98 %	age UNKWN %	Men Total %	age 00-21 %	age 22-39 %	age 40-98 %	age UNKWN %	Women Total %	
VIOL/PERSN	1074 10	8477 15	4652 17	0 0	14203 15	230 11	1767 11	780 11	0 0	2777 11	16980 14
NVIOL/PERS	138 1	228 0	179 1	0 0	545 1	16 1	33 0	18 0	0 0	67 0	612 1
PROPERTY	4838 47	19044 34	7227 26	0 0	31109 33	1390 65	8807 54	3276 44	0 0	13473 52	44582 37
DRUG SALES	763 7	4590 8	1791 6	0 0	7144 8	58 3	745 5	447 6	0 0	1250 5	8394 7
DRUG POSSN	2492 24	16365 29	7669 28	0 0	26526 28	320 15	3962 24	2263 30	0 0	6545 25	33071 27
ALCOHOL	6 0	10 0	17 0	0 0	33 0	0 0	1 0	3 0	0 0	4 0	37 0
HABIT/DUI	29 0	2040 4	2207 8	0 0	4276 5	6 0	191 1	215 3	0 0	412 2	4688 4
SEX OFFEND	476 5	2268 4	2141 8	0 0	4885 5	19 1	102 1	49 1	0 0	170 1	5055 4
OTHER	576 6	3514 6	1781 6	0 0	5871 6	113 5	788 5	369 5	0 0	1270 5	7141 6
Total reported	10392	56536	27664	0	94592	2152	16396	7420	0	25968	120560
Percent Reported	100.0	100.0	100.0		100.0	100.0	100.0	100.0		100.0	100.0
NOT REPORTED	0	0	0	0	0	0	0	0	0	0	0
Total	10392	56536	27664	0	94592	2152	16396	7420	0	25968	120560