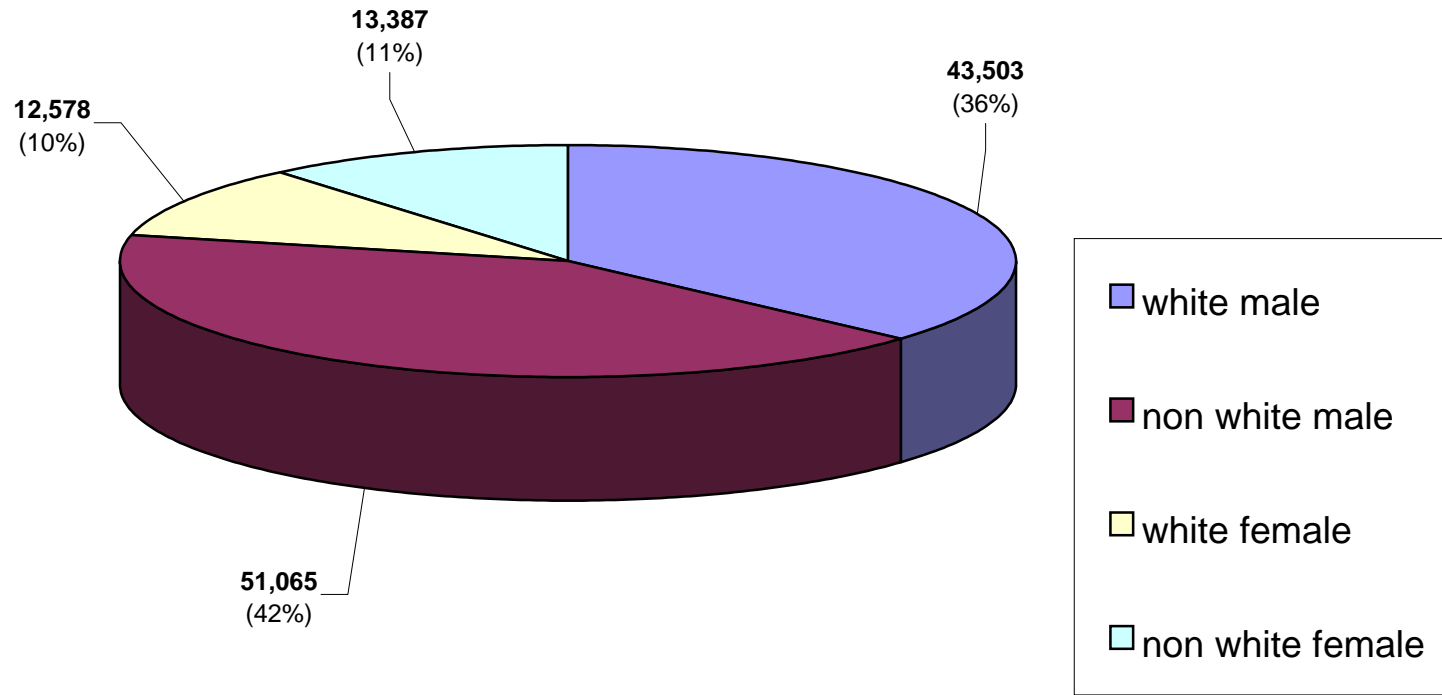
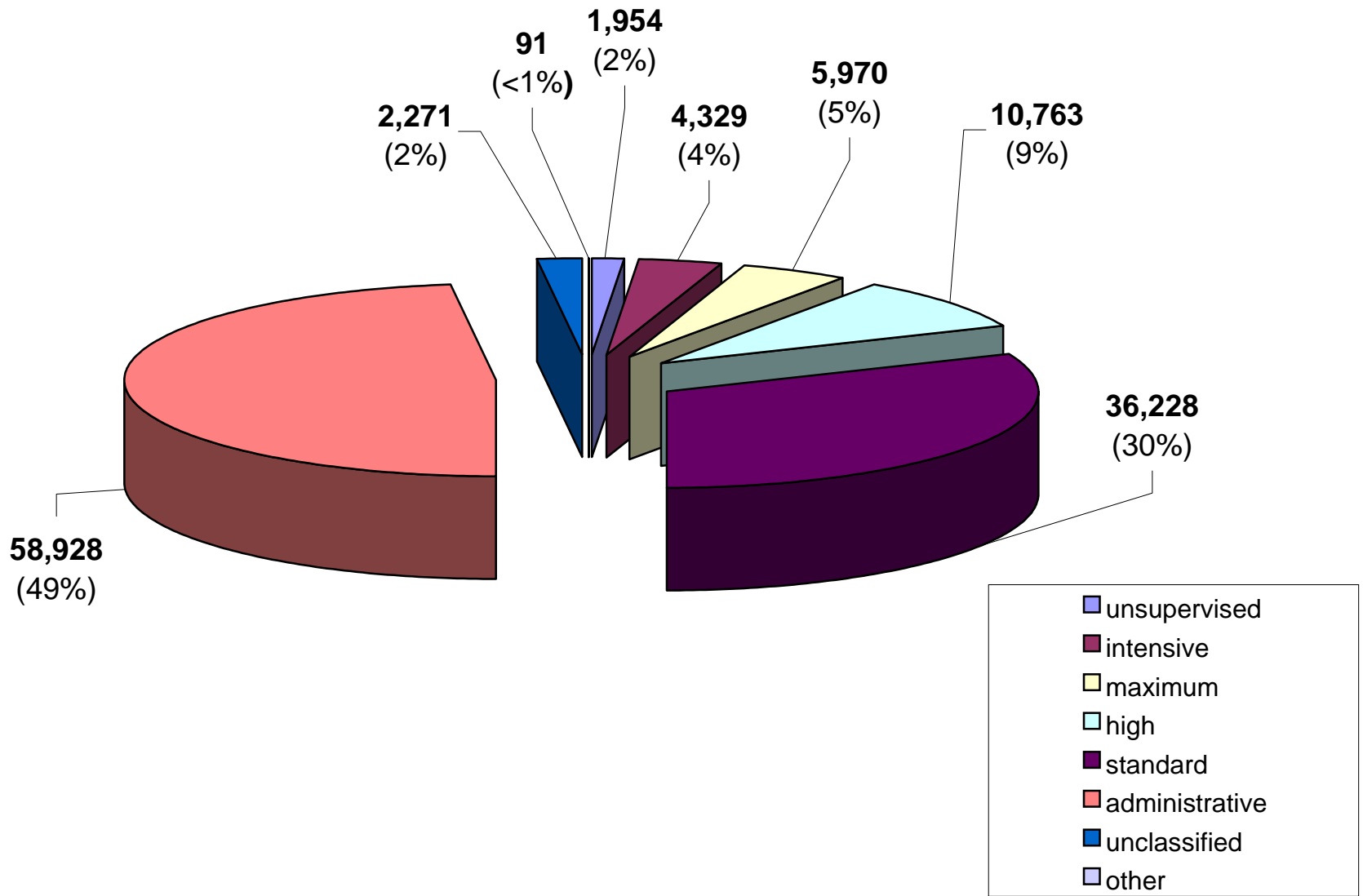


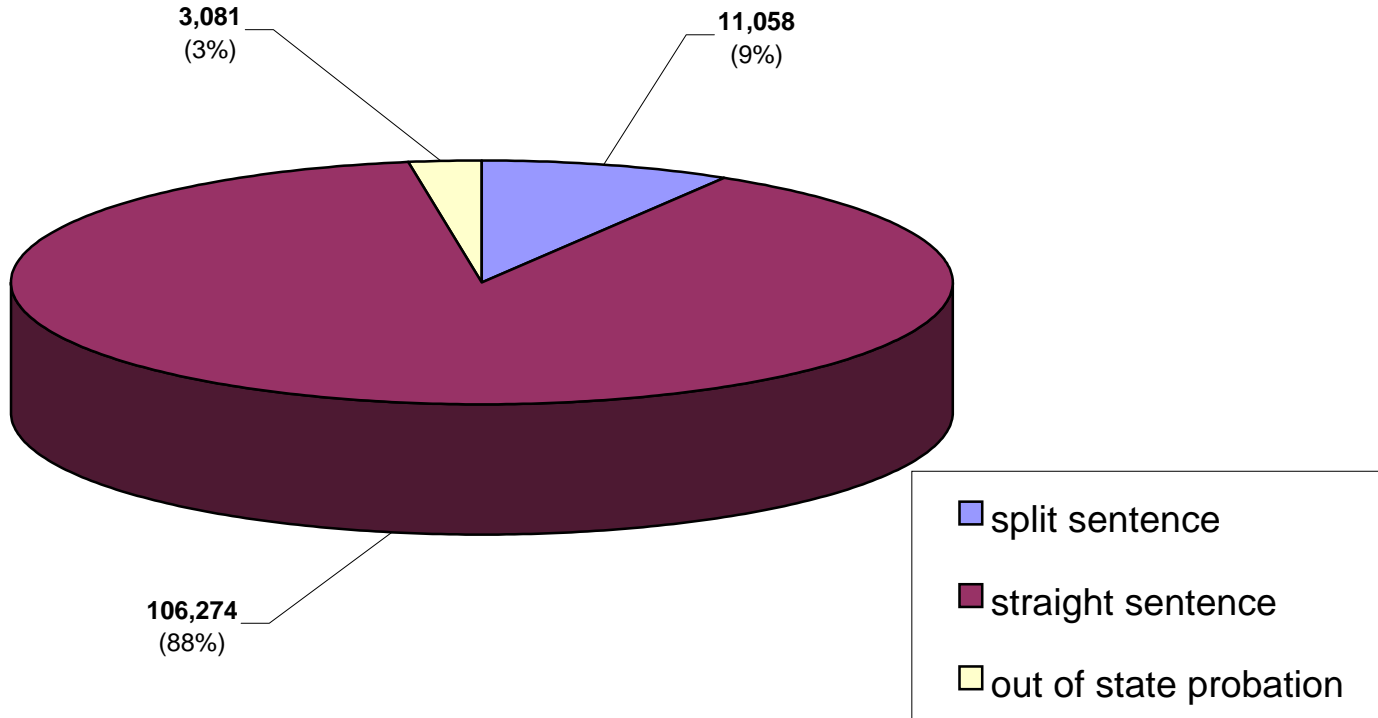
Active Probationers By Race & Gender



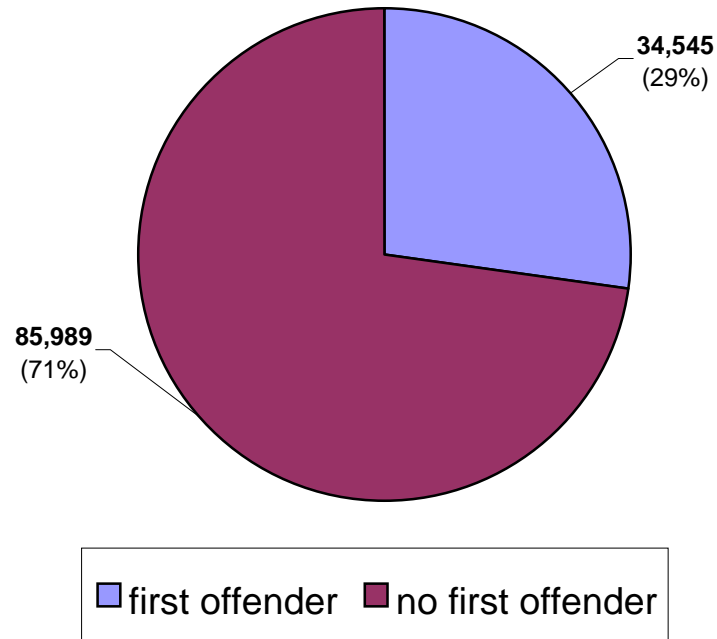
Active Probationers By Current Supervision Type



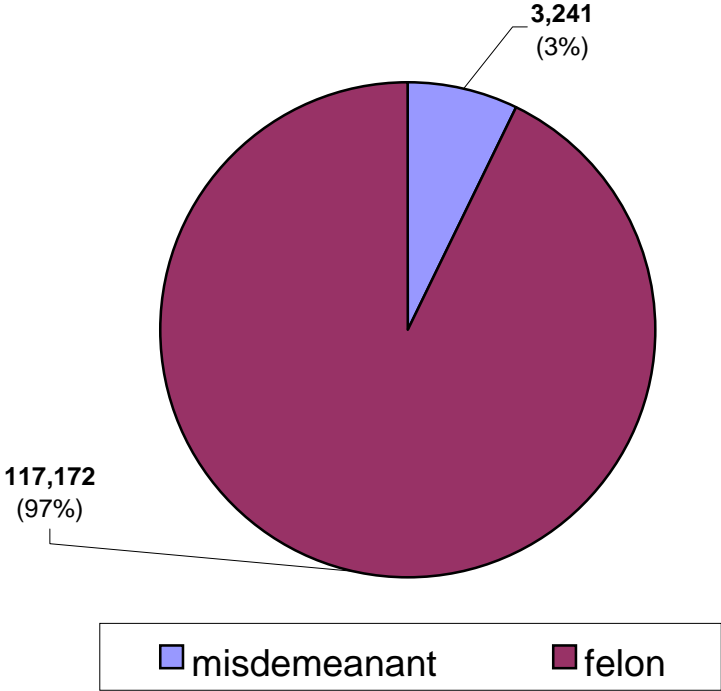
Active Probationers By Case Type



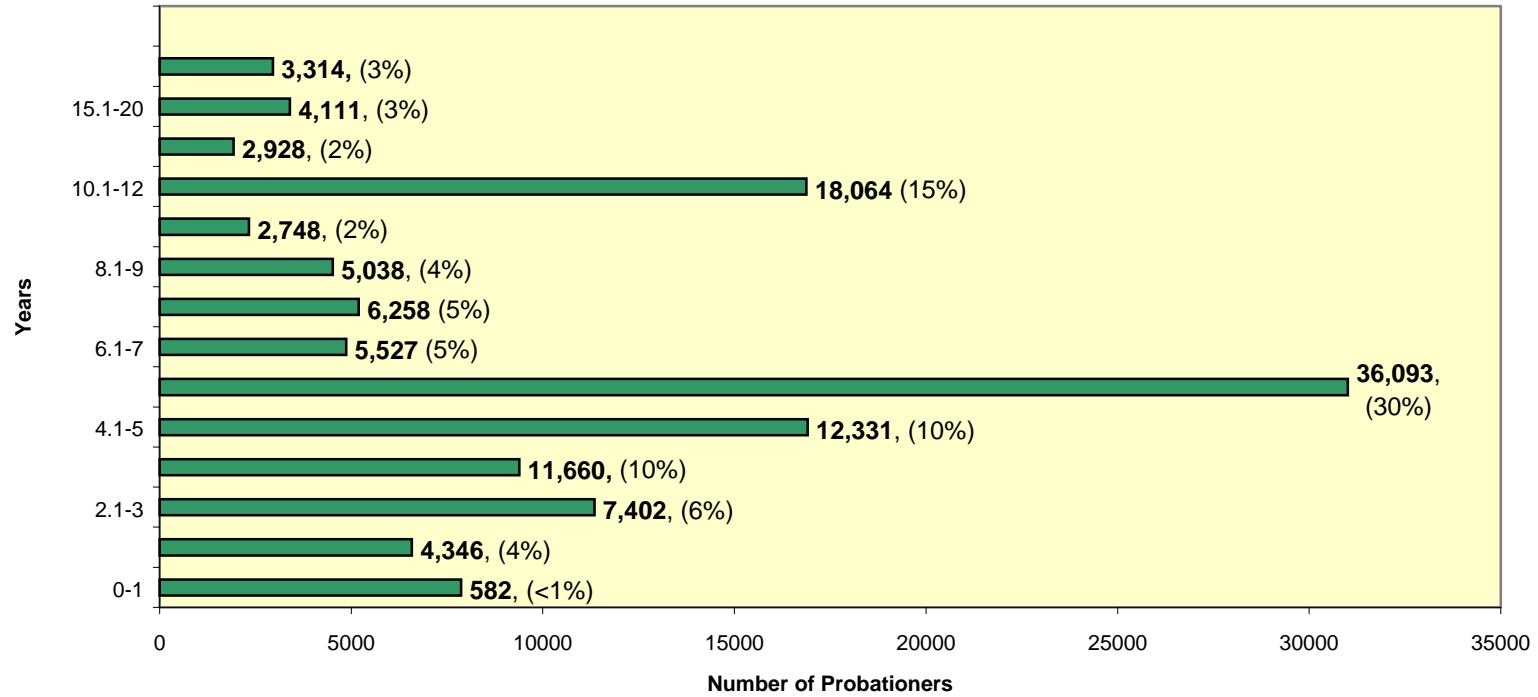
Active Probationers By First Offender Status



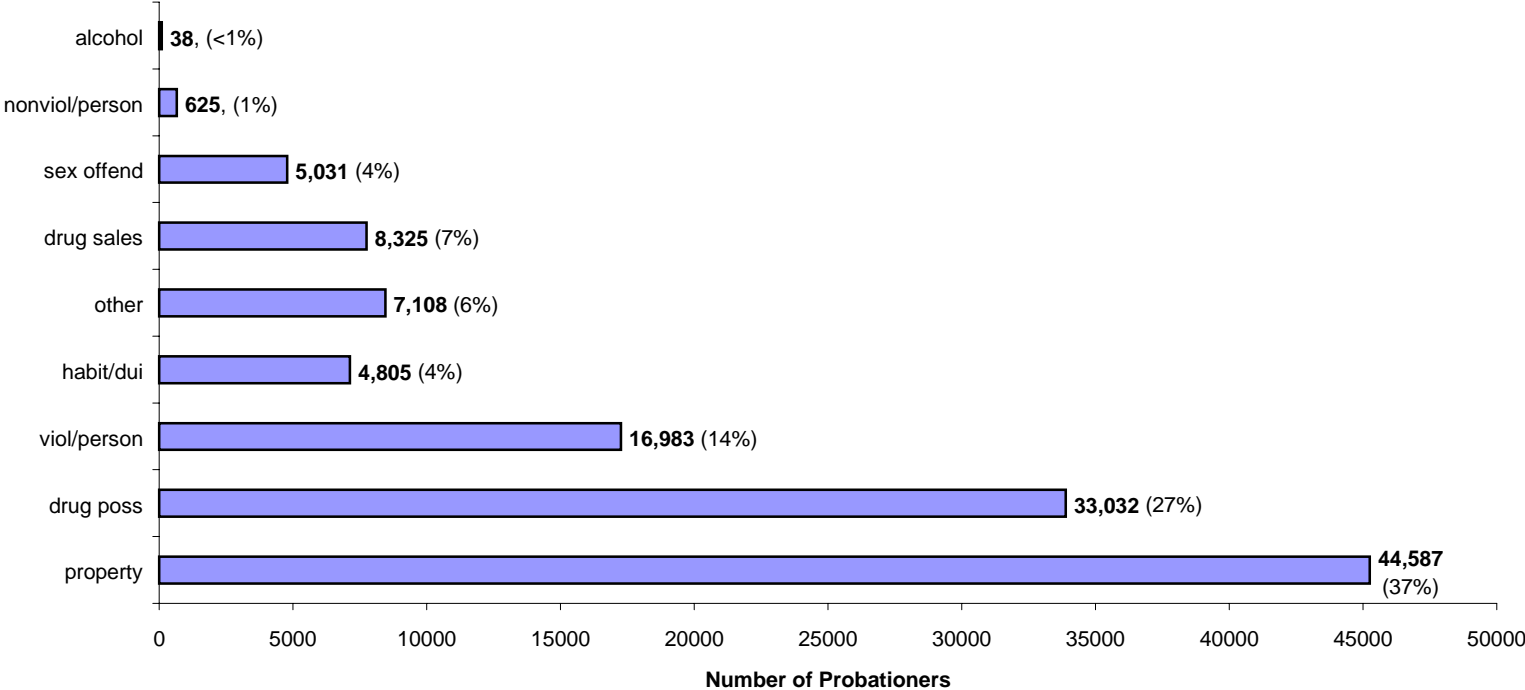
Active Probationer By Sentence Type



Active Probationers By Sentence Length



Active Probationers by Crime Type



Probationer Statistical Profile

Table of contents for Active & admin probationers, not in facilities

Title	Page
-----	-----
Race and sex	2
Current supervision type	3
County of conviction	4
Circuit of conviction	9
Circuit of supervision	11
Sentence length in years	13
Time served in years	14
Time left to serve	15
Case type	16
Release type	17
First offender status	18
Type probationer	19
Most serious crime by group	20
Most serious offense	21
Most serious crime type	31

Probationer Statistical Profile

Sample: Active & admin probationers, not in facilities
Act probationers 12/21/2001

Requestor: Nancy Phillips, Statistician

Race and sex by current age & sex

Race and sex	M e n				W o m e n				Grand Total %		
	age 00-21 %	age 22-39 %	age 40-98 %	age UNKWN %	Men Total %	age 00-21 %	age 22-39 %	age 40-98 %		age UNKWN %	Women Total %
WHITE MALE	4566 43	25211 45	13726 50	0 0	43503 46	0 0	0 0	0 0	0 0	0 0	43503 36
NON WHITE MALE	5932 57	31287 55	13846 50	0 0	51065 54	0 0	0 0	0 0	0 0	0 0	51065 42
WHITE FEMALE	0 0	0 0	0 0	0 0	0 0	971 44	7739 47	3868 52	0 0	12578 48	12578 10
NON WHITE FEMALE	0 0	0 0	0 0	0 0	0 0	1222 56	8659 53	3506 48	0 0	13387 52	13387 11
Total reported	10498	56498	27572	0	94568	2193	16398	7374	0	25965	120533
Percent Reported	100.0	100.0	100.0		100.0	100.0	100.0	100.0		100.0	100.0
NOT REPORTED	0	0	1	0	1	0	0	0	0	0	1
Total	10498	56498	27573	0	94569	2193	16398	7374	0	25965	120534
AVERAGE W-AGE	19.92	29.75	47.58	.00	33.86	19.97	30.46	46.24	.00	34.06	33.90

*** Average age excludes missing dates of birth

Probationer Statistical Profile

Sample: Active & admin probationers, not in facilities
Act probationers 12/21/2001

Requestor: Nancy Phillips, Statistician

Current supervision type by current age & sex

Curr supv type	M e n							W o m e n							Grand Total %
	age 00-21 %	age 22-39 %	age 40-98 %	age UNKWN %	Men Total %	age 00-21 %	age 22-39 %	age 40-98 %	age UNKWN %	Women Total %					
UNSUPERVISED	65 1	1022 2	534 2	0 0	1621 2	8 0	223 1	102 1	0 0	333 1	1954 2				
WARRANT	0 0	2 0	0 0	0 0	2 0	0 0	0 0	0 0	0 0	0 0	2 0				
BC AFTERCARE	0 0	0 0	0 0	0 0	0 0	0 0	0 0	0 0	0 0	0 0	0 0				
HOME CONFINEMENT	0 0	1 0	1 0	0 0	2 0	0 0	0 0	0 0	0 0	0 0	2 0				
INTENSIVE	857 8	1932 3	666 2	0 0	3455 4	114 5	564 3	196 3	0 0	874 3	4329 4				
MAXIMUM	698 7	3054 5	1524 6	0 0	5276 6	70 3	451 3	173 2	0 0	694 3	5970 5				
HIGH	1389 13	5264 9	2559 9	0 0	9212 10	150 7	996 6	405 5	0 0	1551 6	10763 9				
MEDIUM	0 0	0 0	0 0	0 0	0 0	0 0	0 0	0 0	0 0	0 0	0 0				
STANDARD	4814 46	14896 26	6810 25	0 0	26520 28	1402 64	5972 36	2334 32	0 0	9708 37	36228 30				
ADMINISTRATIVE	2500 24	29113 52	14866 54	0 0	46479 49	430 20	7970 49	4049 55	0 0	12449 48	58928 49				
FINANCIAL	0 0	20 0	66 0	0 0	86 0	0 0	0 0	1 0	0 0	1 0	87 0				
OBSOLETE CODES	0 0	0 0	0 0	0 0	0 0	0 0	0 0	0 0	0 0	0 0	0 0				
UNCLASSIFIED	175 2	1194 2	547 2	0 0	1916 2	19 1	222 1	114 2	0 0	355 1	2271 2				
Total reported	10498	56498	27573	0	94569	2193	16398	7374	0	25965	120534				
Percent Reported	100.0	100.0	100.0		100.0	100.0	100.0	100.0		100.0	100.0				
NOT REPORTED	0	0	0	0	0	0	0	0	0	0	0				
Total	10498	56498	27573	0	94569	2193	16398	7374	0	25965	120534				

Probationer Statistical Profile

Sample: Active & admin probationers, not in facilities
Act probationers 12/21/2001

Requestor: Nancy Phillips, Statistician

County of conviction by current age & sex

County	Men						Women						Grand Total	%								
	age 00-21	age %	age 22-39	age %	age 40-98	age % UNKWN	Men Total	age 00-21	age %	age 22-39	age %	age 40-98			age % UNKWN	Women Total						
Appling	32	0	120	0	55	0	0	0	207	0	2	0	29	0	10	0	0	0	41	0	248	0
Atkinson	7	0	72	0	49	0	0	0	128	0	1	0	18	0	11	0	0	0	30	0	158	0
Bacon	18	0	55	0	27	0	0	0	100	0	1	0	9	0	4	0	0	0	14	0	114	0
Baker	3	0	37	0	21	0	0	0	61	0	1	0	5	0	1	0	0	0	7	0	68	0
Baldwin	129	1	572	1	227	1	0	0	928	1	21	1	144	1	69	1	0	0	234	1	1162	1
Banks	20	0	124	0	87	0	0	0	231	0	6	0	43	0	17	0	0	0	66	0	297	0
Barrow	58	1	344	1	214	1	0	0	616	1	16	1	101	1	54	1	0	0	171	1	787	1
Bartow	103	1	875	2	486	2	0	0	1464	2	20	1	282	2	112	2	0	0	414	2	1878	2
Ben Hill	20	0	163	0	73	0	0	0	256	0	4	0	45	0	12	0	0	0	61	0	317	0
Berrien	23	0	137	0	72	0	0	0	232	0	6	0	38	0	15	0	0	0	59	0	291	0
Bibb	257	2	1597	3	802	3	0	0	2656	3	65	3	543	3	247	3	0	0	855	3	3511	3
Bleckley	23	0	113	0	47	0	0	0	183	0	7	0	36	0	13	0	0	0	56	0	239	0
Brantley	8	0	61	0	35	0	0	0	104	0	0	0	13	0	4	0	0	0	17	0	121	0
Brooks	34	0	154	0	63	0	0	0	251	0	2	0	26	0	13	0	0	0	41	0	292	0
Bryan	20	0	55	0	42	0	0	0	117	0	1	0	16	0	13	0	0	0	30	0	147	0
Bulloch	131	1	480	1	146	1	0	0	757	1	18	1	147	1	46	1	0	0	211	1	968	1
Burke	30	0	112	0	52	0	0	0	194	0	2	0	28	0	11	0	0	0	41	0	235	0
Butts	23	0	164	0	74	0	0	0	261	0	5	0	41	0	21	0	0	0	67	0	328	0
Calhoun	8	0	72	0	41	0	0	0	121	0	2	0	23	0	8	0	0	0	33	0	154	0
Camden	50	0	202	0	75	0	0	0	327	0	4	0	48	0	23	0	0	0	75	0	402	0
Candler	13	0	58	0	33	0	0	0	104	0	3	0	29	0	7	0	0	0	39	0	143	0
Carroll	108	1	420	1	211	1	0	0	739	1	22	1	133	1	68	1	0	0	223	1	962	1
Catoosa	58	1	321	1	125	0	0	0	504	1	13	1	113	1	53	1	0	0	179	1	683	1
Charlton	7	0	52	0	23	0	0	0	82	0	0	0	9	0	4	0	0	0	13	0	95	0
Chatham	356	3	1448	3	683	2	0	0	2487	3	90	4	600	4	288	4	0	0	978	4	3465	3
Chattahoochee	6	0	16	0	12	0	0	0	34	0	1	0	6	0	5	0	0	0	12	0	46	0
Chatooga	35	0	211	0	119	0	0	0	365	0	8	0	56	0	27	0	0	0	91	0	456	0
Cherokee	217	2	805	1	377	1	0	0	1399	1	44	2	215	1	119	2	0	0	378	1	1777	1
Clarke	124	1	583	1	239	1	0	0	946	1	30	1	166	1	52	1	0	0	248	1	1194	1
Clay	8	0	34	0	19	0	0	0	61	0	1	0	5	0	4	0	0	0	10	0	71	0
Clayton	278	3	790	1	387	1	0	0	1455	2	102	5	371	2	126	2	0	0	599	2	2054	2
Clinch	14	0	80	0	61	0	0	0	155	0	2	0	23	0	8	0	0	0	33	0	188	0
Cobb	727	7	4271	8	2041	7	0	0	7039	7	148	7	1271	8	613	8	0	0	2032	8	9071	8
Coffee	43	0	235	0	131	0	0	0	409	0	9	0	75	0	40	1	0	0	124	0	533	0

(continued)

Probationer Statistical Profile

Sample: Active & admin probationers, not in facilities
Act probationers 12/21/2001

Requestor: Nancy Phillips, Statistician

County of conviction by current age & sex (continued)

County	Men							Women							Grand Total	%						
	age	%	age	%	age	%	age	%	age	%	age	%	age	%			age	%				
	00-21		22-39		40-98		UNKWN		Total		00-21		22-39		40-98		UNKWN		Total			
Colquit	96	1	477	1	215	1	0	0	788	1	15	1	81	0	48	1	0	0	144	1	932	1
Columbia	93	1	326	1	130	0	0	0	549	1	15	1	78	0	48	1	0	0	141	1	690	1
Cook	22	0	241	0	109	0	0	0	372	0	4	0	64	0	29	0	0	0	97	0	469	0
Coweta	97	1	412	1	218	1	0	0	727	1	27	1	162	1	57	1	0	0	246	1	973	1
Crawford	11	0	56	0	21	0	0	0	88	0	2	0	10	0	5	0	0	0	17	0	105	0
Crisp	54	1	226	0	123	0	0	0	403	0	9	0	73	0	32	0	0	0	114	0	517	0
Dade	27	0	135	0	61	0	0	0	223	0	3	0	47	0	13	0	0	0	63	0	286	0
Dawson	13	0	88	0	65	0	0	0	166	0	5	0	32	0	17	0	0	0	54	0	220	0
Decatur	37	0	340	1	168	1	0	0	545	1	10	0	93	1	39	1	0	0	142	1	687	1
DeKalb	650	6	2588	5	1219	4	0	0	4457	5	159	7	798	5	299	4	0	0	1256	5	5713	5
Dodge	18	0	151	0	88	0	0	0	257	0	12	1	55	0	22	0	0	0	89	0	346	0
Dooly	26	0	103	0	50	0	0	0	179	0	2	0	29	0	13	0	0	0	44	0	223	0
Dougherty	315	3	2011	4	999	4	0	0	3325	4	56	3	588	4	260	4	0	0	904	3	4229	4
Douglas	214	2	1416	3	780	3	0	0	2410	3	56	3	470	3	227	3	0	0	753	3	3163	3
Early	33	0	124	0	70	0	0	0	227	0	1	0	45	0	21	0	0	0	67	0	294	0
Echols	3	0	21	0	13	0	0	0	37	0	0	0	2	0	1	0	0	0	3	0	40	0
Effingham	54	1	176	0	93	0	0	0	323	0	8	0	49	0	24	0	0	0	81	0	404	0
Elbert	26	0	214	0	134	0	0	0	374	0	4	0	44	0	30	0	0	0	78	0	452	0
Emanuel	27	0	111	0	49	0	0	0	187	0	5	0	37	0	18	0	0	0	60	0	247	0
Evans	14	0	36	0	15	0	0	0	65	0	3	0	17	0	1	0	0	0	21	0	86	0
Fannin	16	0	167	0	110	0	0	0	293	0	7	0	74	0	16	0	0	0	97	0	390	0
Fayette	92	1	389	1	143	1	0	0	624	1	27	1	151	1	67	1	0	0	245	1	869	1
Floyd	106	1	867	2	474	2	0	0	1447	2	34	2	280	2	138	2	0	0	452	2	1899	2
Forsyth	68	1	372	1	199	1	0	0	639	1	10	0	127	1	56	1	0	0	193	1	832	1
Franklin	18	0	192	0	103	0	0	0	313	0	3	0	40	0	20	0	0	0	63	0	376	0
Fulton	737	7	4543	8	2177	8	0	0	7457	8	85	4	865	5	482	7	0	0	1432	6	8889	7
Gilmer	37	0	227	0	131	0	0	0	395	0	9	0	76	0	39	1	0	0	124	0	519	0
Glascok	2	0	10	0	4	0	0	0	16	0	0	0	0	0	0	0	0	0	0	0	16	0
Glynn	127	1	635	1	299	1	0	0	1061	1	20	1	177	1	73	1	0	0	270	1	1331	1
Gordon	51	0	497	1	275	1	0	0	823	1	14	1	180	1	80	1	0	0	274	1	1097	1
Grady	31	0	197	0	110	0	0	0	338	0	2	0	54	0	21	0	0	0	77	0	415	0
Greene	49	0	178	0	82	0	0	0	309	0	5	0	39	0	16	0	0	0	60	0	369	0
Gwinnett	489	5	2735	5	1126	4	0	0	4350	5	99	5	746	5	319	4	0	0	1164	4	5514	5
Habersham	27	0	113	0	73	0	0	0	213	0	13	1	32	0	20	0	0	0	65	0	278	0
Hall	101	1	628	1	354	1	0	0	1083	1	35	2	235	1	104	1	0	0	374	1	1457	1

(continued)

Probationer Statistical Profile

Sample: Active & admin probationers, not in facilities
Act probationers 12/21/2001

Requestor: Nancy Phillips, Statistician

County of conviction by current age & sex (continued)

County	Men					Women					Grand Total	%										
	age 00-21	age %	age 22-39	age %	age 40-98	age %	age UNKWN	age %	age 00-21	age %			age 22-39	age %	age 40-98	age %	age UNKWN	age %				
Hancock	15	0	69	0	32	0	0	0	116	0	3	0	5	0	4	0	0	0	12	0	128	0
Haralson	19	0	170	0	147	1	0	0	336	0	3	0	40	0	22	0	0	0	65	0	401	0
Harris	25	0	111	0	57	0	0	0	193	0	5	0	19	0	9	0	0	0	33	0	226	0
Hart	15	0	138	0	71	0	0	0	224	0	2	0	31	0	20	0	0	0	53	0	277	0
Heard	6	0	43	0	31	0	0	0	80	0	4	0	18	0	6	0	0	0	28	0	108	0
Henry	165	2	720	1	253	1	0	0	1138	1	34	2	196	1	81	1	0	0	311	1	1449	1
Houston	136	1	642	1	283	1	0	0	1061	1	36	2	206	1	90	1	0	0	332	1	1393	1
Irwin	13	0	75	0	49	0	0	0	137	0	1	0	11	0	4	0	0	0	16	0	153	0
Jackson	50	0	284	1	155	1	0	0	489	1	5	0	94	1	34	0	0	0	133	1	622	1
Jasper	17	0	54	0	35	0	0	0	106	0	0	0	14	0	4	0	0	0	18	0	124	0
Jeff Davis	12	0	116	0	54	0	0	0	182	0	0	0	23	0	9	0	0	0	32	0	214	0
Jefferson	47	0	143	0	82	0	0	0	272	0	1	0	24	0	5	0	0	0	30	0	302	0
Jenkins	15	0	80	0	26	0	0	0	121	0	5	0	9	0	5	0	0	0	19	0	140	0
Johnson	16	0	110	0	29	0	0	0	155	0	1	0	18	0	8	0	0	0	27	0	182	0
Jones	28	0	207	0	95	0	0	0	330	0	6	0	30	0	20	0	0	0	56	0	386	0
Lamar	17	0	183	0	57	0	0	0	257	0	7	0	35	0	12	0	0	0	54	0	311	0
Lanier	10	0	93	0	45	0	0	0	148	0	3	0	24	0	11	0	0	0	38	0	186	0
Laurens	56	1	360	1	185	1	0	0	601	1	4	0	73	0	36	0	0	0	113	0	714	1
Lee	35	0	212	0	114	0	0	0	361	0	9	0	30	0	16	0	0	0	55	0	416	0
Liberty	51	0	178	0	60	0	0	0	289	0	5	0	55	0	23	0	0	0	83	0	372	0
Lincoln	11	0	46	0	28	0	0	0	85	0	0	0	8	0	6	0	0	0	14	0	99	0
Long	14	0	41	0	26	0	0	0	81	0	2	0	7	0	7	0	0	0	16	0	97	0
Lowndes	240	2	985	2	395	1	0	0	1620	2	51	2	270	2	106	1	0	0	427	2	2047	2
Lumpkin	13	0	146	0	85	0	0	0	244	0	2	0	46	0	20	0	0	0	68	0	312	0
Macon	14	0	139	0	117	0	0	0	270	0	1	0	27	0	14	0	0	0	42	0	312	0
Madison	44	0	171	0	100	0	0	0	315	0	2	0	48	0	17	0	0	0	67	0	382	0
Marion	11	0	50	0	19	0	0	0	80	0	2	0	4	0	3	0	0	0	9	0	89	0
McDuffie	18	0	181	0	78	0	0	0	277	0	2	0	44	0	15	0	0	0	61	0	338	0
McIntosh	5	0	61	0	31	0	0	0	97	0	6	0	21	0	11	0	0	0	38	0	135	0
Meriwether	32	0	149	0	87	0	0	0	268	0	5	0	44	0	23	0	0	0	72	0	340	0
Miller	13	0	66	0	30	0	0	0	109	0	3	0	15	0	8	0	0	0	26	0	135	0
Mitchell	37	0	342	1	143	1	0	0	522	1	6	0	66	0	34	0	0	0	106	0	628	1
Monroe	22	0	199	0	87	0	0	0	308	0	4	0	62	0	19	0	0	0	85	0	393	0
Montgomery	14	0	56	0	20	0	0	0	90	0	2	0	12	0	6	0	0	0	20	0	110	0
Morgan	16	0	163	0	64	0	0	0	243	0	3	0	16	0	13	0	0	0	32	0	275	0

(continued)

Probationer Statistical Profile

Sample: Active & admin probationers, not in facilities
Act probationers 12/21/2001

Requestor: Nancy Phillips, Statistician

County of conviction by current age & sex (continued)

County	Men							Women							Grand Total	%						
	age 00-21	%	age 22-39	%	age 40-98	%	UNKWN	Men Total	%	age 00-21	%	age 22-39	%	age 40-98			%	UNKWN	Women Total	%		
Murray	30	0	138	0	67	0	0	0	235	0	2	0	45	0	20	0	0	0	67	0	302	0
Muscogee	275	3	1396	2	686	2	0	0	2357	2	83	4	534	3	227	3	0	0	844	3	3201	3
Newton	69	1	752	1	434	2	0	0	1255	1	15	1	192	1	93	1	0	0	300	1	1555	1
Oconee	7	0	54	0	34	0	0	0	95	0	3	0	21	0	5	0	0	0	29	0	124	0
Oglethrope	12	0	86	0	48	0	0	0	146	0	3	0	12	0	11	0	0	0	26	0	172	0
Paulding	49	0	275	0	172	1	0	0	496	1	5	0	53	0	39	1	0	0	97	0	593	0
Peach	25	0	145	0	68	0	0	0	238	0	1	0	33	0	17	0	0	0	51	0	289	0
Pickens	21	0	134	0	102	0	0	0	257	0	4	0	58	0	22	0	0	0	84	0	341	0
Pierce	14	0	54	0	27	0	0	0	95	0	1	0	21	0	6	0	0	0	28	0	123	0
Pike	10	0	44	0	22	0	0	0	76	0	0	0	6	0	4	0	0	0	10	0	86	0
Polk	36	0	312	1	203	1	0	0	551	1	4	0	65	0	39	1	0	0	108	0	659	1
Pulaski	23	0	77	0	35	0	0	0	135	0	4	0	24	0	8	0	0	0	36	0	171	0
Putnam	36	0	250	0	119	0	0	0	405	0	8	0	33	0	22	0	0	0	63	0	468	0
Quitman	2	0	18	0	10	0	0	0	30	0	2	0	3	0	6	0	0	0	11	0	41	0
Rabun	18	0	61	0	46	0	0	0	125	0	1	0	13	0	12	0	0	0	26	0	151	0
Randolph	16	0	91	0	34	0	0	0	141	0	3	0	24	0	15	0	0	0	42	0	183	0
Richmond	296	3	1318	2	634	2	0	0	2248	2	96	4	500	3	224	3	0	0	820	3	3068	3
Rockdale	82	1	327	1	146	1	0	0	555	1	16	1	113	1	45	1	0	0	174	1	729	1
Schely	6	0	62	0	26	0	0	0	94	0	1	0	16	0	5	0	0	0	22	0	116	0
Screven	22	0	134	0	79	0	0	0	235	0	3	0	45	0	30	0	0	0	78	0	313	0
Seminole	15	0	107	0	49	0	0	0	171	0	3	0	30	0	7	0	0	0	40	0	211	0
Spalding	77	1	420	1	211	1	0	0	708	1	16	1	143	1	61	1	0	0	220	1	928	1
Stephens	31	0	151	0	76	0	0	0	258	0	7	0	50	0	24	0	0	0	81	0	339	0
Stewart	5	0	66	0	48	0	0	0	119	0	1	0	14	0	8	0	0	0	23	0	142	0
Sumter	83	1	579	1	354	1	0	0	1016	1	14	1	162	1	84	1	0	0	260	1	1276	1
Talbot	5	0	37	0	21	0	0	0	63	0	0	0	3	0	6	0	0	0	9	0	72	0
Taliaferro	2	0	6	0	4	0	0	0	12	0	0	0	1	0	0	0	0	0	1	0	13	0
Tattnall	20	0	90	0	47	0	0	0	157	0	3	0	10	0	11	0	0	0	24	0	181	0
Taylor	10	0	67	0	33	0	0	0	110	0	4	0	13	0	2	0	0	0	19	0	129	0
Telfair	21	0	129	0	54	0	0	0	204	0	6	0	37	0	19	0	0	0	62	0	266	0
Terrell	22	0	156	0	52	0	0	0	230	0	8	0	43	0	17	0	0	0	68	0	298	0
Thomas	112	1	638	1	271	1	0	0	1021	1	20	1	141	1	63	1	0	0	224	1	1245	1
Tift	30	0	311	1	151	1	0	0	492	1	6	0	79	0	32	0	0	0	117	0	609	1
Toombs	40	0	176	0	95	0	0	0	311	0	14	1	76	0	20	0	0	0	110	0	421	0
Towns	8	0	51	0	24	0	0	0	83	0	1	0	22	0	9	0	0	0	32	0	115	0

(continued)

Probationer Statistical Profile

Sample: Active & admin probationers, not in facilities
Act probationers 12/21/2001

Requestor: Nancy Phillips, Statistician

County of conviction by current age & sex (continued)

County	Men					Women					Grand Total %
	age 00-21 %	age 22-39 %	age 40-98 %	age UNKWN %	Men Total %	age 00-21 %	age 22-39 %	age 40-98 %	age UNKWN %	Women Total %	
Treutlen	11 0	78 0	47 0	0 0	136 0	3 0	14 0	11 0	0 0	28 0	164 0
Troup	118 1	407 1	223 1	0 0	748 1	21 1	176 1	79 1	0 0	276 1	1024 1
Turner	17 0	91 0	35 0	0 0	143 0	4 0	16 0	10 0	0 0	30 0	173 0
Twiggs	4 0	71 0	38 0	0 0	113 0	3 0	18 0	8 0	0 0	29 0	142 0
Union	22 0	79 0	49 0	0 0	150 0	7 0	22 0	18 0	0 0	47 0	197 0
Upson	46 0	132 0	61 0	0 0	239 0	11 1	40 0	13 0	0 0	64 0	303 0
Walker	73 1	405 1	197 1	0 0	675 1	16 1	106 1	45 1	0 0	167 1	842 1
Walton	83 1	629 1	342 1	0 0	1054 1	12 1	143 1	60 1	0 0	215 1	1269 1
Ware	32 0	242 0	124 0	0 0	398 0	7 0	92 1	33 0	0 0	132 1	530 0
Warren	14 0	44 0	25 0	0 0	83 0	0 0	2 0	2 0	0 0	4 0	87 0
Washington	30 0	114 0	54 0	0 0	198 0	4 0	35 0	21 0	0 0	60 0	258 0
Wayne	35 0	211 0	101 0	0 0	347 0	4 0	45 0	27 0	0 0	76 0	423 0
Webster	8 0	34 0	29 0	0 0	71 0	1 0	7 0	1 0	0 0	9 0	80 0
Wheeler	4 0	25 0	26 0	0 0	55 0	1 0	9 0	6 0	0 0	16 0	71 0
White	26 0	107 0	78 0	0 0	211 0	3 0	33 0	14 0	0 0	50 0	261 0
Whitfield	118 1	643 1	287 1	0 0	1048 1	30 1	223 1	91 1	0 0	344 1	1392 1
Wilcox	14 0	50 0	22 0	0 0	86 0	0 0	8 0	2 0	0 0	10 0	96 0
Wilkes	14 0	77 0	42 0	0 0	133 0	3 0	15 0	9 0	0 0	27 0	160 0
Wilkinson	16 0	78 0	42 0	0 0	136 0	2 0	22 0	10 0	0 0	34 0	170 0
Worth	30 0	158 0	85 0	0 0	273 0	6 0	22 0	20 0	0 0	48 0	321 0
Out of state	229 2	1487 3	578 2	0 0	2294 2	56 3	513 3	185 3	0 0	754 3	3048 3
Total reported	10498	56492	27566	0	94556	2193	16398	7372	0	25963	120519
Percent Reported	100.0	100.0	100.0		100.0	100.0	100.0	100.0		100.0	100.0
Not reported	0	6	7	0	13	0	0	2	0	2	15
Total	10498	56498	27573	0	94569	2193	16398	7374	0	25965	120534

Probationer Statistical Profile

Sample: Active & admin probationers, not in facilities
Act probationers 12/21/2001

Requestor: Nancy Phillips, Statistician

Circuit of conviction by current age & sex

Circuit of conv	M e n								W o m e n								Grand Total %
	age 00-21 %	age 22-39 %	age 40-98 %	age UNKWN %	Men Total %	age 00-21 %	age 22-39 %	age 40-98 %	age UNKWN %	Women Total %							
Alapaha	76 1	625 1	336 1	0 0	1037 1	16 1	167 1	74 1	0 0	257 1	1294 1						
Alcovy	153 1	1384 3	779 3	0 0	2316 3	27 1	335 2	153 2	0 0	515 2	2831 2						
Atlanta	737 7	4543 8	2177 8	0 0	7457 8	85 4	865 5	482 7	0 0	1432 6	8889 8						
Atlantic	124 1	480 1	235 1	0 0	839 1	21 1	134 1	72 1	0 0	227 1	1066 1						
Augusta	424 4	1762 3	818 3	0 0	3004 3	114 5	608 4	287 4	0 0	1009 4	4013 3						
Blue Ridge	218 2	814 1	381 1	0 0	1413 2	44 2	215 1	121 2	0 0	380 2	1793 2						
Brunswick	256 2	1284 2	584 2	0 0	2124 2	30 1	322 2	142 2	0 0	494 2	2618 2						
Chattahoochee	333 3	1677 3	828 3	0 0	2838 3	96 4	579 4	252 4	0 0	927 4	3765 3						
Cherokee	155 2	1389 3	765 3	0 0	2309 3	34 2	464 3	194 3	0 0	692 3	3001 3						
Clayton	277 3	788 1	385 1	0 0	1450 2	102 5	370 2	126 2	0 0	598 2	2048 2						
Cobb	727 7	4268 8	2036 8	0 0	7031 8	148 7	1269 8	612 9	0 0	2029 8	9060 8						
Conasauga	148 1	781 1	354 1	0 0	1283 1	32 1	268 2	111 2	0 0	411 2	1694 1						
Cordele	114 1	542 1	268 1	0 0	924 1	15 1	155 1	59 1	0 0	229 1	1153 1						
Coweta	361 4	1431 3	770 3	0 0	2562 3	79 4	533 3	233 3	0 0	845 3	3407 3						
Dougherty	315 3	2011 4	999 4	0 0	3325 4	56 3	588 4	260 4	0 0	904 4	4229 4						
Dublin	87 1	619 1	299 1	0 0	1005 1	11 1	123 1	63 1	0 0	197 1	1202 1						
Eastern	356 3	1448 3	683 3	0 0	2487 3	90 4	600 4	288 4	0 0	978 4	3465 3						
Flint	165 2	720 1	253 1	0 0	1138 1	34 2	196 1	81 1	0 0	311 1	1449 1						
Griffin	225 2	985 2	437 2	0 0	1647 2	54 3	340 2	145 2	0 0	539 2	2186 2						
Gwinnett	489 5	2735 5	1126 4	0 0	4350 5	99 5	746 5	319 4	0 0	1164 5	5514 5						
Houston	136 1	642 1	283 1	0 0	1061 1	36 2	206 1	90 1	0 0	332 1	1393 1						
Lookout Mountain	193 2	1072 2	502 2	0 0	1767 2	40 2	322 2	138 2	0 0	500 2	2267 2						
Macon	293 3	1798 3	891 3	0 0	2982 3	68 3	586 4	269 4	0 0	923 4	3905 3						
Middle	157 2	602 1	313 1	0 0	1072 1	27 1	201 1	71 1	0 0	299 1	1371 1						
Mountain	76 1	325 1	195 1	0 0	596 1	21 1	95 1	56 1	0 0	172 1	768 1						
Northeastern	114 1	716 1	419 2	0 0	1249 1	40 2	267 2	121 2	0 0	428 2	1677 1						
Northern	115 1	801 1	456 2	0 0	1372 1	14 1	175 1	98 1	0 0	287 1	1659 1						
Ocmulgee	306 3	1571 3	696 3	0 0	2573 3	48 2	303 2	158 2	0 0	509 2	3082 3						
Oconee	103 1	551 1	270 1	0 0	924 1	32 1	173 1	74 1	0 0	279 1	1203 1						
Ogeechee	222 2	870 2	344 1	0 0	1436 2	34 2	250 2	105 1	0 0	389 2	1825 2						
Pataula	109 1	596 1	264 1	0 0	969 1	21 1	165 1	78 1	0 0	264 1	1233 1						
Piedmont	128 1	752 1	456 2	0 0	1336 1	27 1	238 1	105 1	0 0	370 1	1706 1						
Rome	106 1	867 2	474 2	0 0	1447 2	34 2	280 2	138 2	0 0	452 2	1899 2						
South Georgia	116 1	988 2	483 2	0 0	1587 2	21 1	241 2	103 1	0 0	365 1	1952 2						

(continued)

Probationer Statistical Profile

Sample: Active & admin probationers, not in facilities
Act probationers 12/21/2001

Requestor: Nancy Phillips, Statistician

Circuit of conviction by current age & sex (continued)

Circuit of conv	M e n								W o m e n								Grand Total %
	age 00-21 %	age 22-39 %	age 40-98 %	age UNKWN %	Men Total %	age 00-21 %	age 22-39 %	age 40-98 %	age UNKWN %	Women Total %							
Southern	485 5	2275 4	957 4	0 0	3717 4	88 4	520 3	231 3	0 0	839 3	4556 4						
Southwestern	151 1	1092 2	688 3	0 0	1931 2	27 1	256 2	128 2	0 0	411 2	2342 2						
Stone Mountain	650 6	2588 5	1219 5	0 0	4457 5	159 7	798 5	299 4	0 0	1256 5	5713 5						
Tallapoosa	104 1	757 1	522 2	0 0	1383 1	12 1	158 1	100 1	0 0	270 1	1653 1						
Tifton	90 1	635 1	320 1	0 0	1045 1	17 1	128 1	66 1	0 0	211 1	1256 1						
Toombs	61 1	364 1	181 1	0 0	606 1	5 0	70 0	32 0	0 0	107 0	713 1						
Waycross	122 1	699 1	367 1	0 0	1188 1	18 1	219 1	91 1	0 0	328 1	1516 1						
Western	131 1	637 1	273 1	0 0	1041 1	33 2	187 1	57 1	0 0	277 1	1318 1						
Rockdale	82 1	327 1	146 1	0 0	555 1	16 1	113 1	45 1	0 0	174 1	729 1						
Douglas	214 2	1415 3	780 3	0 0	2409 3	56 3	470 3	227 3	0 0	753 3	3162 3						
Appalachian	74 1	528 1	343 1	0 0	945 1	20 1	208 1	77 1	0 0	305 1	1250 1						
Enotah	69 1	383 1	236 1	0 0	688 1	13 1	123 1	61 1	0 0	197 1	885 1						
Forsyth-Bell	68 1	372 1	199 1	0 0	639 1	10 0	127 1	56 1	0 0	193 1	832 1						
Towaliga	62 1	546 1	218 1	0 0	826 1	16 1	138 1	52 1	0 0	206 1	1032 1						
OUT OF STATE	229 2	1487 3	578 2	0 0	2294 2	56 3	513 3	185 3	0 0	754 3	3048 3						
Total reported	10506	56542	27586	0	94634	2196	16407	7385	0	25988	120622						
Percent Reported	100.1	100.1	100.0		100.1	100.1	100.1	100.1		100.1	100.1						
NOT REPORTED	1	12	14	0	27	0	3	3	0	6	33						
Total	10498	56498	27573	0	94569	2193	16398	7374	0	25965	120534						

Probationer Statistical Profile

Sample: Active & admin probationers, not in facilities
Act probationers 12/21/2001

Requestor: Nancy Phillips, Statistician

Circuit of supervision by current age & sex

Circuit of supv	Men								Women								Grand Total	%				
	age	%	age	%	age	%	age	%	Men	%	age	%	age	%	Women	%						
	00-21	22-39	40-98	UNKWN	00-21	22-39	40-98	UNKWN	00-21	22-39	40-98	UNKWN	00-21	22-39	40-98	UNKWN						
Alapaha	73	1	623	1	321	1	0	0	1017	1	16	1	145	1	75	1	0	0	236	1	1253	1
Alcovy	130	1	1229	2	709	3	0	0	2068	2	22	1	317	2	151	2	0	0	490	2	2558	2
Atlanta	877	8	5497	10	2637	10	0	0	9011	10	151	7	1234	8	595	8	0	0	1980	8	10991	9
Atlantic	129	1	485	1	237	1	0	0	851	1	22	1	143	1	65	1	0	0	230	1	1081	1
Augusta	423	4	1884	3	867	3	0	0	3174	3	110	5	624	4	295	4	0	0	1029	4	4203	3
Blue Ridge	184	2	735	1	356	1	0	0	1275	1	39	2	211	1	122	2	0	0	372	1	1647	1
Brunswick	258	2	1314	2	605	2	0	0	2177	2	33	2	352	2	156	2	0	0	541	2	2718	2
Chattahoochee	336	3	1729	3	860	3	0	0	2925	3	98	4	590	4	259	4	0	0	947	4	3872	3
Cherokee	175	2	1406	2	755	3	0	0	2336	2	29	1	440	3	187	3	0	0	656	3	2992	2
Clayton	278	3	936	2	389	1	0	0	1603	2	80	4	380	2	137	2	0	0	597	2	2200	2
Cobb	688	7	4063	7	1867	7	0	0	6618	7	138	6	1102	7	552	7	0	0	1792	7	8410	7
Conasauga	165	2	874	2	405	1	0	0	1444	2	35	2	297	2	119	2	0	0	451	2	1895	2
Cordele	115	1	509	1	264	1	0	0	888	1	16	1	144	1	58	1	0	0	218	1	1106	1
Coweta	353	3	1515	3	807	3	0	0	2675	3	90	4	565	3	235	3	0	0	890	3	3565	3
Dougherty	305	3	1907	3	962	3	0	0	3174	3	61	3	572	3	253	3	0	0	886	3	4060	3
Dublin	87	1	600	1	312	1	0	0	999	1	12	1	138	1	65	1	0	0	215	1	1214	1
Eastern	373	4	1522	3	717	3	0	0	2612	3	83	4	592	4	281	4	0	0	956	4	3568	3
Flint	157	2	695	1	275	1	0	0	1127	1	29	1	213	1	76	1	0	0	318	1	1445	1
Griffin	218	2	902	2	446	2	0	0	1566	2	54	2	318	2	120	2	0	0	492	2	2058	2
Gwinnett	520	5	2889	5	1165	4	0	0	4574	5	110	5	820	5	337	5	0	0	1267	5	5841	5
Houston	126	1	569	1	273	1	0	0	968	1	31	1	204	1	76	1	0	0	311	1	1279	1
Lookout Mountain	194	2	1084	2	524	2	0	0	1802	2	38	2	333	2	142	2	0	0	513	2	2315	2
Macon	315	3	1902	3	915	3	0	0	3132	3	80	4	601	4	283	4	0	0	964	4	4096	3
Middle	166	2	633	1	337	1	0	0	1136	1	25	1	220	1	71	1	0	0	316	1	1452	1
Mountain	68	1	365	1	205	1	0	0	638	1	22	1	111	1	62	1	0	0	195	1	833	1
Northeastern	136	1	848	2	463	2	0	0	1447	2	41	2	306	2	133	2	0	0	480	2	1927	2
Northern	121	1	761	1	464	2	0	0	1346	1	19	1	201	1	97	1	0	0	317	1	1663	1
Ocmulgee	293	3	1502	3	677	2	0	0	2472	3	41	2	307	2	158	2	0	0	506	2	2978	2
Oconee	100	1	518	1	254	1	0	0	872	1	30	1	155	1	84	1	0	0	269	1	1141	1
Ogeechee	195	2	825	1	336	1	0	0	1356	1	38	2	252	2	113	2	0	0	403	2	1759	1
Pataula	113	1	620	1	273	1	0	0	1006	1	22	1	180	1	76	1	0	0	278	1	1284	1
Piedmont	123	1	743	1	454	2	0	0	1320	1	27	1	227	1	100	1	0	0	354	1	1674	1
Rome	107	1	858	2	478	2	0	0	1443	2	35	2	282	2	141	2	0	0	458	2	1901	2
South Georgia	118	1	1022	2	476	2	0	0	1616	2	27	1	244	1	112	2	0	0	383	1	1999	2

(continued)

Probationer Statistical Profile

Sample: Active & admin probationers, not in facilities
Act probationers 12/21/2001

Requestor: Nancy Phillips, Statistician

Circuit of supervision by current age & sex (continued)

Circuit of supv	M e n								W o m e n								Grand Total %					
	age 00-21	%	age 22-39	%	age 40-98	%	age UNKWN	%	Men Total	%	age 00-21	%	age 22-39	%	age 40-98	%		age UNKWN	%	Women Total	%	
Southern	483	5	2260	4	983	4	0	0	3726	4	84	4	553	3	221	3	0	0	858	3	4584	4
Southwestern	149	1	1042	2	651	2	0	0	1842	2	21	1	256	2	133	2	0	0	410	2	2252	2
Stone Mountain	704	7	2980	5	1334	5	0	0	5018	5	165	8	872	5	342	5	0	0	1379	5	6397	5
Tallapoosa	118	1	844	1	550	2	0	0	1512	2	19	1	236	1	119	2	0	0	374	1	1886	2
Tifton	110	1	686	1	323	1	0	0	1119	1	20	1	142	1	71	1	0	0	233	1	1352	1
Toombs	62	1	346	1	178	1	0	0	586	1	6	0	65	0	38	1	0	0	109	0	695	1
Waycross	136	1	735	1	382	1	0	0	1253	1	21	1	227	1	102	1	0	0	350	1	1603	1
Western	137	1	697	1	300	1	0	0	1134	1	25	1	168	1	66	1	0	0	259	1	1393	1
Rockdale	92	1	390	1	182	1	0	0	664	1	20	1	138	1	45	1	0	0	203	1	867	1
Douglas	192	2	1179	2	634	2	0	0	2005	2	36	2	363	2	177	2	0	0	576	2	2581	2
Appalachian	80	1	525	1	329	1	0	0	934	1	19	1	178	1	85	1	0	0	282	1	1216	1
Enotah	58	1	368	1	246	1	0	0	672	1	14	1	122	1	72	1	0	0	208	1	880	1
Forsyth-Bell	62	1	320	1	161	1	0	0	543	1	9	0	110	1	48	1	0	0	167	1	710	1
Towaliga	61	1	508	1	216	1	0	0	785	1	20	1	133	1	62	1	0	0	215	1	1000	1
Total reported	10463		56444		27554		0		94461		2183		16383		7367		0		25933		120394	

Probationer Statistical Profile

Sample: Active & admin probationers, not in facilities
Act probationers 12/21/2001

Requestor: Nancy Phillips, Statistician

Sentence length in years by current age & sex

Sentence (in years)	Men				Women				Grand Total	%
	age 00-21	age 22-39	age 40-98	age UNKWN	age 00-21	age 22-39	age 40-98	age UNKWN		
0-1	47	282	142	0	13	69	29	0	111	582
1.1-2	474	2064	806	0	142	629	231	0	1002	4346
2.1-3	990	3145	1466	0	299	1103	399	0	1801	7402
3.1-4	1329	4922	2199	0	454	2026	730	0	3210	11660
4.1-5	1236	5845	2636	0	247	1663	704	0	2614	12331
5.1-6	3615	16883	7540	0	692	5229	2134	0	8055	36093
6.1-7	383	2753	1250	0	77	743	321	0	1141	5527
7.1-8	443	3234	1437	0	47	780	317	0	1144	6258
8.1-9	334	2502	1230	0	38	617	317	0	972	5038
9.1-10	152	1326	749	0	15	323	183	0	521	2748
10.1-12	1198	8589	4424	0	147	2379	1327	0	3853	18064
12.1-15	62	1435	948	0	7	274	202	0	483	2928
15.1-20	149	1960	1397	0	6	334	265	0	605	4111
20.1-OVER	86	1533	1246	0	9	229	211	0	449	3314
INDEFINITE	0	0	0	0	0	0	0	0	0	0
Total reported	10498	56473	27470	0	2193	16398	7370	0	25961	120402
Percent Reported	100.0	100.0	99.6		99.9	100.0	99.9		100.0	99.9
NOT REPORTED	0	25	103	0	0	0	4	0	4	132
Total	10498	56498	27573	0	2193	16398	7374	0	25965	120534
AVERAGE EXCLUDING INDEFINITE	5.46	6.75	7.45	.00	6.81	4.52	6.06	6.93	.00	6.67

Probationer Statistical Profile

Sample: Active & admin probationers, not in facilities
Act probationers 12/21/2001

Requestor: Nancy Phillips, Statistician

Time served in years by current age & sex

Time served (in yrs)	M e n					W o m e n					Grand Total %
	age 00-21 %	age 22-39 %	age 40-98 %	age UNKWN %	Men Total %	age 00-21 %	age 22-39 %	age 40-98 %	age UNKWN %	Women Total %	
0-1	5012 48	15484 27	6666 24	0 0	27162 29	1144 52	4738 29	1836 25	0 0	7718 30	34880 29
1.1-2	3376 32	13595 24	5924 21	0 0	22895 24	684 31	4175 25	1666 23	0 0	6525 25	29420 24
2.1-3	1498 14	9663 17	4607 17	0 0	15768 17	274 12	2947 18	1249 17	0 0	4470 17	20238 17
3.1-4	512 5	6738 12	3018 11	0 0	10268 11	83 4	1876 11	830 11	0 0	2789 11	13057 11
4.1-5	83 1	4362 8	1768 6	0 0	6213 7	7 0	1208 7	556 8	0 0	1771 7	7984 7
5.1-6	8 0	2155 4	1103 4	0 0	3266 3	1 0	473 3	293 4	0 0	767 3	4033 3
6.1-7	6 0	1345 2	835 3	0 0	2186 2	0 0	325 2	220 3	0 0	545 2	2731 2
7.1-8	1 0	958 2	688 2	0 0	1647 2	0 0	215 1	167 2	0 0	382 1	2029 2
8.1-9	1 0	661 1	567 2	0 0	1229 1	0 0	150 1	137 2	0 0	287 1	1516 1
9.1-10	1 0	513 1	533 2	0 0	1047 1	0 0	124 1	135 2	0 0	259 1	1306 1
10.1-12	0 0	535 1	654 2	0 0	1189 1	0 0	89 1	118 2	0 0	207 1	1396 1
12.1-15	0 0	291 1	578 2	0 0	869 1	0 0	41 0	79 1	0 0	120 0	989 1
15.1-20	0 0	113 0	441 2	0 0	554 1	0 0	21 0	49 1	0 0	70 0	624 1
20.1-OVER	0 0	84 0	189 1	0 0	273 0	0 0	15 0	39 1	0 0	54 0	327 0
Total reported	10498	56497	27571	0	94566	2193	16397	7374	0	25964	120530
Percent Reported	100.0	100.0	100.0		100.0	100.0	100.0	100.0		100.0	100.0
NOT REPORTED	0	1	2	0	3	0	1	0	0	1	4
Total	10498	56498	27573	0	94569	2193	16398	7374	0	25965	120534
AVERAGE TIME SERVED	1.25	2.69	3.64	.00	2.81	1.15	2.42	3.33	.00	2.57	2.76

Probationer Statistical Profile

Sample: Active & admin probationers, not in facilities
Act probationers 12/21/2001

Requestor: Nancy Phillips, Statistician

Time left to serve by current age & sex

Time left (in years)	M e n					W o m e n					Grand Total %
	age 00-21 %	age 22-39 %	age 40-98 %	age UNKWN %	Men Total %	age 00-21 %	age 22-39 %	age 40-98 %	age UNKWN %	Women Total %	
0-1	1033 10	9816 17	4981 18	0 0	15830 17	328 15	3179 19	1433 19	0 0	4940 19	20770 17
1.1-2	1581 15	9805 17	4638 17	0 0	16024 17	423 19	2974 18	1275 17	0 0	4672 18	20696 17
2.1-3	1719 16	8831 16	4251 15	0 0	14801 16	431 20	2701 16	1144 16	0 0	4276 16	19077 16
3.1-4	1844 18	7595 13	3609 13	0 0	13048 14	330 15	2203 13	997 14	0 0	3530 14	16578 14
4.1-5	1923 18	6733 12	3018 11	0 0	11674 12	392 18	1977 12	826 11	0 0	3195 12	14869 12
5.1-6	361 3	2815 5	1426 5	0 0	4602 5	46 2	753 5	356 5	0 0	1155 4	5757 5
6.1-7	392 4	2656 5	1182 4	0 0	4230 4	55 3	684 4	326 4	0 0	1065 4	5295 4
7.1-8	367 3	2162 4	1053 4	0 0	3582 4	46 2	530 3	238 3	0 0	814 3	4396 4
8.1-9	503 5	1810 3	944 3	0 0	3257 3	43 2	496 3	237 3	0 0	776 3	4033 3
9.1-10	485 5	1651 3	806 3	0 0	2942 3	78 4	465 3	224 3	0 0	767 3	3709 3
10.1-12	54 1	763 1	409 1	0 0	1226 1	3 0	117 1	85 1	0 0	205 1	1431 1
12.1-15	138 1	927 2	535 2	0 0	1600 2	6 0	161 1	104 1	0 0	271 1	1871 2
15.1-20	79 1	593 1	403 1	0 0	1075 1	8 0	101 1	75 1	0 0	184 1	1259 1
20.1-OVER	17 0	296 1	202 1	0 0	515 1	2 0	46 0	43 1	0 0	91 0	606 1
INDEFINITE	0 0	0 0	0 0	0 0	0 0	0 0	0 0	0 0	0 0	0 0	0 0
NONE	2 0	20 0	12 0	0 0	34 0	2 0	11 0	7 0	0 0	20 0	54 0
Total reported	10498	56473	27469	0	94440	2193	16398	7370	0	25961	120401
Percent Reported	100.0	100.0	99.6		99.9	100.0	100.0	99.9		100.0	99.9
NOT REPORTED	0	25	104	0	129	0	0	4	0	4	133
Total	10498	56498	27573	0	94569	2193	16398	7374	0	25965	120534
AVERAGE EXCLUDING INDEFINITE, NONE	4.13	3.87	4.02	.00	3.94	3.32	3.50	3.76	.00	3.56	3.86

Probationer Statistical Profile

Sample: Active & admin probationers, not in facilities
Act probationers 12/21/2001

Requestor: Nancy Phillips, Statistician

Case type by current age & sex

Case type	M e n				W o m e n				Grand Total %			
	age 00-21 %	age 22-39 %	age 40-98 %	age UNKWN %	Men Total %	age 00-21 %	age 22-39 %	age 40-98 %		age UNKWN %	Women Total %	
PRESENTENCE	0 0	0 0	0 0	0 0	0 0	0 0	0 0	0 0	0 0	0 0	0 0	0 0
SPLIT SENTENCE	174 2	5569 10	4111 15	0 0	9854 10	10 0	650 4	544 7	0 0	1204 5	11058 9	
STRAIGHT SENTENCE	10094 96	49388 87	22798 83	0 0	82280 87	2126 97	15230 93	6638 90	0 0	23994 92	106274 88	
ABANDONMENT&BASTARDY	0 0	26 0	71 0	0 0	97 0	0 0	1 0	1 0	0 0	2 0	99 0	
OUT OF STATE PROB	229 2	1503 3	587 2	0 0	2319 2	56 3	516 3	190 3	0 0	762 3	3081 3	
OUT OF STATE A&B	0 0	0 0	1 0	0 0	1 0	0 0	0 0	0 0	0 0	0 0	1 0	
SUSPENDED SENTENCE	1 0	12 0	5 0	0 0	18 0	1 0	1 0	1 0	0 0	3 0	21 0	
Total reported	10498	56498	27573	0	94569	2193	16398	7374	0	25965	120534	
Percent Reported	100.0	100.0	100.0		100.0	100.0	100.0	100.0		100.0	100.0	
NOT REPORTED	0	0	0	0	0	0	0	0	0	0	0	
Total	10498	56498	27573	0	94569	2193	16398	7374	0	25965	120534	

Probationer Statistical Profile

Sample: Active & admin probationers, not in facilities
Act probationers 12/21/2001

Requestor: Nancy Phillips, Statistician

Release type by current age & sex

Release type	Men					Women					Grand Total	%
	age 00-21	age 22-39	age 40-98	age UNKWN	Men Total	age 00-21	age 22-39	age 40-98	age UNKWN	Women Total		
TRANSF OUT OF STATE	0	0	0	0	0	0	0	0	0	0	0	0
REVOKED (TECHNICAL)	0	0	0	0	0	0	0	0	0	0	0	0
REVOKED (NEW SENT)	0	0	0	0	0	0	0	0	0	0	0	0
REVOKED (NEW CRIME)	0	0	0	0	0	0	0	0	0	0	0	0
ABSCONDED (TOLLED)	0	0	0	0	0	0	0	0	0	0	0	0
ABSCONDED (NON-TOLL)	0	0	0	0	0	0	0	0	0	0	0	0
TERMINATED BY COURT	0	0	0	0	0	0	0	0	0	0	0	0
OUT OF STATE TERM	0	0	0	0	0	0	0	0	0	0	0	0
DEATH	0	0	0	0	0	0	0	0	0	0	0	0
FINAN OBLIG COMPLETE	0	0	0	0	0	0	0	0	0	0	0	0
OTHER	0	0	0	0	0	0	0	0	0	0	0	0
NORMAL RELEASE	0	0	0	0	0	0	0	0	0	0	0	0
A & B SPECIAL TERM	0	0	0	0	0	0	0	0	0	0	0	0
INDEP JURISDICTION	0	0	0	0	0	0	0	0	0	0	0	0
ACTIVE	10498	56498	27573	0	94569	2193	16398	7374	0	25965	120534	
Total reported	10498	56498	27573	0	94569	2193	16398	7374	0	25965	120534	
Percent Reported	100.0	100.0	100.0		100.0	100.0	100.0	100.0		100.0	100.0	
NOT REPORTED	0	0	0	0	0	0	0	0	0	0	0	
Total	10498	56498	27573	0	94569	2193	16398	7374	0	25965	120534	

Probationer Statistical Profile

Sample: Active & admin probationers, not in facilities
Act probationers 12/21/2001

Requestor: Nancy Phillips, Statistician

First offender status by current age & sex

1stOffndr	M e n				W o m e n				Grand Total %		
	age 00-21 %	age 22-39 %	age 40-98 %	age UNKWN %	Men Total %	age 00-21 %	age 22-39 %	age 40-98 %		age UNKWN %	Women Total %
FIRST OFFNDR STATUS	5278 50	14692 26	4433 16	0 0	24403 26	1448 66	6517 40	2177 30	0 0	10142 39	34545 29
NO FIRST OFFNDR STAT	5220 50	41806 74	23140 84	0 0	70166 74	745 34	9881 60	5197 70	0 0	15823 61	85989 71
Total reported	10498	56498	27573	0	94569	2193	16398	7374	0	25965	120534
Percent Reported	100.0	100.0	100.0		100.0	100.0	100.0	100.0		100.0	100.0
NOT REPORTED	0	0	0	0	0	0	0	0	0	0	0
Total	10498	56498	27573	0	94569	2193	16398	7374	0	25965	120534

Probationer Statistical Profile

Sample: Active & admin probationers, not in facilities
Act probationers 12/21/2001

Requestor: Nancy Phillips, Statistician

Type probationer by current age & sex

Type probationer	M e n					W o m e n					Grand Total %
	age 00-21 %	age 22-39 %	age 40-98 %	age UNKWN %	Men Total %	age 00-21 %	age 22-39 %	age 40-98 %	age UNKWN %	Women Total %	
MISDEMEANANT	279 3	1465 3	759 3	0 0	2503 3	70 3	442 3	226 3	0 0	738 3	3241 3
FELON	10218 97	54995 97	26737 97	0 0	91950 97	2122 97	15954 97	7146 97	0 0	25222 97	117172 97
ABANDONMENT&BASTARDY	0 0	26 0	72 0	0 0	98 0	0 0	1 0	1 0	0 0	2 0	100 0
SUSPENDED SENTENCE	1 0	12 0	5 0	0 0	18 0	1 0	1 0	1 0	0 0	3 0	21 0
Total reported	10498	56498	27573	0	94569	2193	16398	7374	0	25965	120534
Percent Reported	100.0	100.0	100.0		100.0	100.0	100.0	100.0		100.0	100.0
NOT REPORTED	0	0	0	0	0	0	0	0	0	0	0
Total	10498	56498	27573	0	94569	2193	16398	7374	0	25965	120534

Probationer Statistical Profile

Sample: Active & admin probationers, not in facilities
Act probationers 12/21/2001

Requestor: Nancy Phillips, Statistician

Most serious crime by group by current age & sex

Crime group	Men				Women				Grand Total	%
	age 00-21	age 22-39	age 40-98	age UNKWN	age 00-21	age 22-39	age 40-98	age UNKWN		
HOMICIDE	19	333	241	0	5	102	82	0	189	782
ABORTION	0	5	0	0	0	1	0	0	1	6
BODILY INJRY&REL OFF	646	5497	3414	0	155	1034	496	0	1685	11242
ARSON & REL OFF	45	330	190	0	5	101	66	0	172	737
DAMAGE OF PROPERTY	223	679	232	0	53	137	45	0	235	1369
BURGLARY & REL OFF	1638	5827	1558	0	130	602	154	0	886	9909
FORGERY & REL OFF	609	4119	1831	0	511	3862	1366	0	5739	12298
THEFT	2265	7732	3207	0	679	3689	1398	0	5766	18970
ROBBERY	361	1775	505	0	41	172	53	0	266	2907
SEXUAL OFFENSES	473	2213	2104	0	18	101	45	0	164	4954
OBSCENITY CRIMES	0	3	6	0	0	0	0	0	0	9
TREASON & REL OFF	7	32	17	0	3	12	5	0	20	76
CRIMES INVOLVNG GOVT	182	1312	490	0	42	420	231	0	693	2677
FALSIFICATIONS	21	152	88	0	16	101	34	0	151	412
OBSTRUCT LAW ENFORCE	29	217	85	0	6	76	38	0	120	451
DISORDERLY CONDUCT	72	173	64	0	7	25	10	0	42	351
GAMBLING & REL OFF	7	43	24	0	2	18	10	0	30	104
CRUELTY TO CHILDREN	26	572	336	0	18	429	126	0	573	1507
CRIMES WITH GUNS	186	826	616	0	19	48	33	0	100	1728
INVASION PRIVACY	5	89	42	0	0	2	1	0	3	139
RACKETEERING	0	5	17	0	0	3	7	0	10	32
DRUG ABUSE OFFENSES	3248	20354	9088	0	375	4571	2584	0	7530	40220
DRUG TRAFFICKING	26	377	283	0	7	97	81	0	185	871
AUTO CRIMES	11	1835	2049	0	1	148	185	0	334	4229
REVENUE & CONTRABAND	2	4	5	0	0	3	3	0	6	17
CRIMES OF OTH STATES	39	198	83	0	13	87	33	0	133	453
MISC. FELONIES	72	299	164	0	16	109	59	0	184	719
MISDEMEANORS	279	1484	824	0	71	442	227	0	740	3327
Total reported	10491	56485	27563	0	2193	16392	7372	0	25957	120496
Percent Reported	99.9	100.0	100.0		100.0	100.0	100.0		100.0	100.0
NOT REPORTED	7	13	10	0	30	6	2	0	8	38
Total	10498	56498	27573	0	94569	2193	16398	7374	25965	120534

Probationer Statistical Profile

Sample: Active & admin probationers, not in facilities
Act probationers 12/21/2001

Requestor: Nancy Phillips, Statistician

Most serious offense by current age & sex

Most serious offense	Men					Women					Grand Total %	
	age 00-21 %	age 22-39 %	age 40-98 %	age UNKWN %	Men Total %	age 00-21 %	age 22-39 %	age 40-98 %	age UNKWN %	Women Total %		
Misdemeanors												
abandonment	0 0	18 0	63 0	0 0	81 0	0 0	0 0	1 0	0 0	1 0	82 0	
non-support	0 0	1 0	0 0	0 0	1 0	0 0	0 0	0 0	0 0	0 0	1 0	
stalking	1 0	11 0	8 0	0 0	20 0	0 0	2 0	2 0	0 0	4 0	24 0	
assault & battery	3 0	18 0	13 0	0 0	34 0	0 0	4 0	2 0	0 0	6 0	40 0	
atmpt murder	0 0	3 0	0 0	0 0	3 0	0 0	0 0	0 0	0 0	0 0	3 0	
aggravated assault	2 0	22 0	22 0	0 0	46 0	0 0	8 0	5 0	0 0	13 0	59 0	
simple assault	10 0	54 0	45 0	0 0	109 0	4 0	12 0	4 0	0 0	20 0	129 0	
simple battery	28 0	229 0	95 0	0 0	352 0	11 1	28 0	14 0	0 0	53 0	405 0	
stabbing another	0 0	1 0	1 0	0 0	2 0	0 0	0 0	0 0	0 0	0 0	2 0	
shooting at another	0 0	1 0	1 0	0 0	2 0	0 0	1 0	1 0	0 0	2 0	4 0	
wife beating	0 0	2 0	0 0	0 0	2 0	0 0	0 0	0 0	0 0	0 0	2 0	
concealing a death	0 0	1 0	0 0	0 0	1 0	0 0	0 0	0 0	0 0	0 0	1 0	
leave scene had inju	0 0	1 0	2 0	0 0	3 0	0 0	1 0	0 0	0 0	1 0	4 0	
crmnl intfer govt pr	1 0	3 0	0 0	0 0	4 0	0 0	0 0	0 0	0 0	0 0	4 0	
reckless conduct	7 0	26 0	8 0	0 0	41 0	1 0	11 0	1 0	0 0	13 0	54 0	
disorderly conduct	0 0	7 0	4 0	0 0	11 0	0 0	1 0	0 0	0 0	1 0	12 0	
motor vehicle abando	0 0	1 0	1 0	0 0	2 0	0 0	0 0	1 0	0 0	1 0	3 0	
larceny	1 0	3 0	2 0	0 0	6 0	0 0	2 0	0 0	0 0	2 0	8 0	
receiving stolen goo	6 0	18 0	5 0	0 0	29 0	1 0	7 0	0 0	0 0	8 0	37 0	
theft by taking	25 0	89 0	27 0	0 0	141 0	9 0	42 0	18 0	0 0	69 0	210 0	
robbery	3 0	9 0	1 0	0 0	13 0	0 0	4 0	0 0	0 0	4 0	17 0	
burglary	3 0	25 0	6 0	0 0	34 0	1 0	2 0	0 0	0 0	3 0	37 0	
car breaking	0 0	1 0	1 0	0 0	2 0	0 0	0 0	0 0	0 0	0 0	2 0	
alter id	0 0	2 0	0 0	0 0	2 0	0 0	0 0	0 0	0 0	0 0	2 0	
cheating & swindling	0 0	0 0	1 0	0 0	1 0	0 0	0 0	0 0	0 0	0 0	1 0	
bad checks	3 0	48 0	28 0	0 0	79 0	2 0	69 0	41 1	0 0	112 0	191 0	
fraudulent checks	0 0	2 0	3 0	0 0	5 0	1 0	5 0	0 0	0 0	6 0	11 0	
forgery	2 0	11 0	1 0	0 0	14 0	2 0	13 0	1 0	0 0	16 0	30 0	
worthless checks	0 0	1 0	2 0	0 0	3 0	0 0	4 0	8 0	0 0	12 0	15 0	
s/d of narcotics	1 0	6 0	1 0	0 0	8 0	0 0	0 0	0 0	0 0	0 0	8 0	
public drunkenness	0 0	3 0	2 0	0 0	5 0	0 0	1 0	0 0	0 0	1 0	6 0	
s/d dep,stim,cntrf d	0 0	3 0	0 0	0 0	3 0	0 0	0 0	0 0	0 0	0 0	3 0	
poss ntp whiskey	0 0	1 0	0 0	0 0	1 0	0 0	0 0	0 0	0 0	0 0	1 0	

(continued)

Probationer Statistical Profile

Sample: Active & admin probationers, not in facilities
Act probationers 12/21/2001

Requestor: Nancy Phillips, Statistician

Most serious offense by current age & sex (continued)

Most serious offense	Men					Women					Grand Total	%
	age 00-21	age 22-39	age 40-98	age UNKWN	Men Total	age 00-21	age 22-39	age 40-98	age UNKWN	Women Total		
s/d of marijuana	0 0	4 0	3 0	0 0	7 0	0 0	1 0	0 0	0 0	1 0	8 0	
poss of narcotics	1 0	3 0	0 0	0 0	4 0	0 0	0 0	1 0	0 0	1 0	5 0	
poss dep,stim,cntrf	0 0	2 0	0 0	0 0	2 0	0 0	0 0	0 0	0 0	0 0	2 0	
poss of lsd	0 0	1 0	0 0	0 0	1 0	0 0	0 0	0 0	0 0	0 0	1 0	
poss of marijuana	9 0	47 0	17 0	0 0	73 0	0 0	12 0	4 0	0 0	16 0	89 0	
viol motor veh law	13 0	83 0	28 0	0 0	124 0	1 0	17 0	6 0	0 0	24 0	148 0	
dui	22 0	264 0	205 1	0 0	491 1	7 0	49 0	35 0	0 0	91 0	582 0	
obstr of law enf off	24 0	117 0	45 0	0 0	186 0	2 0	13 0	11 0	0 0	26 0	212 0	
impersonating anothe	1 0	9 0	2 0	0 0	12 0	0 0	9 0	0 0	0 0	9 0	21 0	
crmnal trespassing	22 0	41 0	20 0	0 0	83 0	5 0	9 0	2 0	0 0	16 0	99 0	
illegal attm to obt	0 0	1 0	0 0	0 0	1 0	0 0	1 0	1 0	0 0	2 0	3 0	
crmnal damage	7 0	6 0	3 0	0 0	16 0	0 0	2 0	1 0	0 0	3 0	19 0	
terroristic threats	2 0	4 0	4 0	0 0	10 0	0 0	0 0	1 0	0 0	1 0	11 0	
viol ga cntrl subst	19 0	68 0	22 0	0 0	109 0	4 0	19 0	11 0	0 0	34 0	143 0	
prostitution	0 0	0 0	0 0	0 0	0 0	0 0	1 0	0 0	0 0	1 0	1 0	
sodomy	0 0	0 0	2 0	0 0	2 0	0 0	0 0	0 0	0 0	0 0	2 0	
public indecency	0 0	6 0	7 0	0 0	13 0	0 0	1 0	0 0	0 0	1 0	14 0	
peeping tom	1 0	1 0	0 0	0 0	2 0	0 0	0 0	0 0	0 0	0 0	2 0	
molesting a minor	0 0	0 0	3 0	0 0	3 0	0 0	0 0	0 0	0 0	0 0	3 0	
atmpt rape	0 0	1 0	0 0	0 0	1 0	0 0	0 0	0 0	0 0	0 0	1 0	
sexual battery	3 0	6 0	9 0	0 0	18 0	0 0	2 0	0 0	0 0	2 0	20 0	
escape	1 0	4 0	0 0	0 0	5 0	0 0	0 0	1 0	0 0	1 0	6 0	
cpwl & concealed wea	2 0	20 0	6 0	0 0	28 0	1 0	2 0	0 0	0 0	3 0	31 0	
shoplifting	9 0	10 0	8 0	0 0	27 0	7 0	30 0	8 0	0 0	45 0	72 0	
viol game & fish law	1 0	1 0	1 0	0 0	3 0	0 0	0 0	0 0	0 0	0 0	3 0	
pointing gun at anot	1 0	6 0	4 0	0 0	11 0	0 0	1 0	0 0	0 0	1 0	12 0	
deadly weapons in pu	2 0	1 0	0 0	0 0	3 0	0 0	1 0	0 0	0 0	1 0	4 0	
crmnal attempt	1 0	1 0	1 0	0 0	3 0	0 0	0 0	1 0	0 0	1 0	4 0	
other misdemeanor	9 0	64 0	35 0	0 0	108 0	3 0	16 0	18 0	0 0	37 0	145 0	
riot	1 0	0 0	0 0	0 0	1 0	0 0	0 0	0 0	0 0	0 0	1 0	
inciting to riot	1 0	0 0	0 0	0 0	1 0	0 0	0 0	0 0	0 0	0 0	1 0	
fighting in public p	2 0	2 0	0 0	0 0	4 0	1 0	3 0	1 0	0 0	5 0	9 0	
off agnst pub hlth/m	0 0	3 0	6 0	0 0	9 0	0 0	0 0	0 0	0 0	0 0	9 0	
gambling & related o	0 0	0 0	1 0	0 0	1 0	0 0	1 0	0 0	0 0	1 0	2 0	
s/d mat hrmfl minrs	0 0	1 0	0 0	0 0	1 0	0 0	0 0	0 0	0 0	0 0	1 0	

(continued)

Probationer Statistical Profile

Sample: Active & admin probationers, not in facilities
Act probationers 12/21/2001

Requestor: Nancy Phillips, Statistician

Most serious offense by current age & sex (continued)

Most serious offense	Men					Women					Grand Total	%
	age 00-21	age 22-39	age 40-98	age UNKWN	Men Total	age 00-21	age 22-39	age 40-98	age UNKWN	Women Total		
involuntary manslaughter	2 0	0 0	1 0	0 0	3 0	0 0	1 0	1 0	0 0	2 0	5 0	
interference with cu	2 0	1 0	3 0	0 0	6 0	0 0	0 0	0 0	0 0	0 0	6 0	
theft by deception <	2 0	2 0	2 0	0 0	6 0	1 0	5 0	3 0	0 0	9 0	15 0	
theft/lost/property<	1 0	5 0	1 0	0 0	7 0	0 0	0 0	0 0	0 0	0 0	7 0	
theft of services <	0 0	1 0	1 0	0 0	2 0	0 0	1 0	0 0	0 0	1 0	3 0	
theft by conversion	1 0	4 0	3 0	0 0	8 0	0 0	3 0	2 0	0 0	5 0	13 0	
theft motor vehicle,	0 0	5 0	0 0	0 0	5 0	0 0	0 0	0 0	0 0	0 0	5 0	
entrng mot veh crim	1 0	6 0	0 0	0 0	7 0	0 0	1 0	2 0	0 0	3 0	10 0	
viol forgery&fraud p	0 0	1 0	2 0	0 0	3 0	0 0	1 0	0 0	0 0	1 0	4 0	
tpos/use drug rel ob	0 0	0 0	1 0	0 0	1 0	0 0	1 0	1 0	0 0	2 0	3 0	
obtn/attmpt drugs il	0 0	2 0	2 0	0 0	4 0	0 0	3 0	3 0	0 0	6 0	10 0	
viol dangerous drugs	0 0	1 0	0 0	0 0	1 0	0 0	0 0	0 0	0 0	0 0	1 0	
mfg/dist imitate con	0 0	4 0	0 0	0 0	4 0	0 0	1 0	1 0	0 0	2 0	6 0	
misc abuse govt offi	1 0	0 0	0 0	0 0	1 0	0 0	1 0	1 0	0 0	2 0	3 0	
misc escape & other	0 0	2 0	0 0	0 0	2 0	0 0	0 0	0 0	0 0	0 0	2 0	
misc offns relt jud	0 0	0 0	1 0	0 0	1 0	0 0	0 0	0 0	0 0	0 0	1 0	
misc obstruction off	1 0	0 0	1 0	0 0	2 0	0 0	0 0	0 0	0 0	0 0	2 0	
misc crim trsps/crim	0 0	1 0	0 0	0 0	1 0	0 0	0 0	0 0	0 0	0 0	1 0	
misc sexual offenses	2 0	2 0	2 0	0 0	6 0	0 0	0 0	0 0	0 0	0 0	6 0	
pandering	0 0	0 0	1 0	0 0	1 0	0 0	0 0	0 0	0 0	0 0	1 0	
providing sex mat mi	0 0	1 0	0 0	0 0	1 0	0 0	0 0	0 0	0 0	0 0	1 0	
exhibit sex shows mi	0 0	0 0	1 0	0 0	1 0	0 0	0 0	0 0	0 0	0 0	1 0	
dng instrmntalties &	0 0	1 0	1 0	0 0	2 0	0 0	0 0	0 0	0 0	0 0	2 0	
viol alcoh bev regs	1 0	0 0	2 0	0 0	3 0	0 0	0 0	0 0	0 0	0 0	3 0	
furnish liquor to mi	1 0	0 0	1 0	0 0	2 0	0 0	0 0	0 0	0 0	0 0	2 0	
poss alc bev by juve	3 0	1 0	1 0	0 0	5 0	0 0	0 0	0 0	0 0	0 0	5 0	
veh homicide tit 40	1 0	1 0	2 0	0 0	4 0	0 0	0 0	0 0	0 0	0 0	4 0	
viol motor veh licen	0 0	0 0	0 0	0 0	0 0	1 0	0 0	0 0	0 0	1 0	1 0	
conspiracy commit mis	0 0	1 0	0 0	0 0	1 0	0 0	0 0	0 0	0 0	0 0	1 0	
misc misdemeanor	8 0	41 0	16 0	0 0	65 0	5 0	16 0	10 0	0 0	31 0	96 0	
misc invation of pri	0 0	1 0	0 0	0 0	1 0	0 0	0 0	0 0	0 0	0 0	1 0	
viol othr states law	2 0	2 0	4 0	0 0	8 0	1 0	1 0	2 0	0 0	4 0	12 0	

(continued)

Probationer Statistical Profile

Sample: Active & admin probationers, not in facilities
Act probationers 12/21/2001

Requestor: Nancy Phillips, Statistician

Most serious offense by current age & sex (continued)

Most serious offense	Men					Women					Grand Total	%	
	age 00-21 %	age 22-39 %	age 40-98 %	age UNKWN %	Men Total %	age 00-21 %	age 22-39 %	age 40-98 %	age UNKWN %	Women Total %			
FELONIES													
MISC HOMICIDE OFFENS	0 0	5 0	1 0	0 0	6 0	0 0	0 0	0 0	0 0	0 0	6 0		
MURDER	1 0	5 0	6 0	0 0	12 0	0 0	6 0	1 0	0 0	7 0	19 0		
VOLUNTARY MANSLAUGHT	1 0	75 0	93 0	0 0	169 0	0 0	34 0	42 1	0 0	76 0	245 0		
INVOLUNTARY MANSLAUG	8 0	44 0	29 0	0 0	81 0	3 0	20 0	8 0	0 0	31 0	112 0		
FETICIDE	0 0	1 0	0 0	0 0	1 0	0 0	1 0	0 0	0 0	1 0	2 0		
VEHICULAR HOMICIDE	6 0	189 0	100 0	0 0	295 0	2 0	40 0	22 0	0 0	64 0	359 0		
HOMICIDE BY PILOT,DU	0 0	2 0	1 0	0 0	3 0	0 0	0 0	1 0	0 0	1 0	4 0		
CONCEAL DEATH OF ANO	1 0	2 0	0 0	0 0	3 0	0 0	0 0	0 0	0 0	0 0	3 0		
ATMPT MURDER	2 0	10 0	11 0	0 0	23 0	0 0	1 0	8 0	0 0	9 0	32 0		
MISC ABORTION	0 0	1 0	0 0	0 0	1 0	0 0	0 0	0 0	0 0	0 0	1 0		
CRMNL ABORTION	0 0	4 0	0 0	0 0	4 0	0 0	1 0	0 0	0 0	1 0	5 0		
MISC ASSAULT/BATTERY	4 0	66 0	27 0	0 0	97 0	0 0	3 0	6 0	0 0	9 0	106 0		
FAMILY VIOLENCE BATT	1 0	1 0	0 0	0 0	2 0	0 0	0 0	0 0	0 0	0 0	2 0		
AGGRAV ASSAULT	405 4	3428 6	2163 8	0 0	5996 6	115 5	824 5	392 5	0 0	1331 5	7327 6		
ATMPT AGGRAV ASSAULT	1 0	21 0	18 0	0 0	40 0	2 0	10 0	1 0	0 0	13 0	53 0		
AGGRAV BATTERY	40 0	422 1	218 1	0 0	680 1	7 0	39 0	20 0	0 0	66 0	746 1		
TERRORIST THREATS &	131 1	727 1	472 2	0 0	1330 1	22 1	89 1	40 1	0 0	151 1	1481 1		
FALSE IMPRISONMENT	18 0	192 0	80 0	0 0	290 0	1 0	11 0	3 0	0 0	15 0	305 0		
FALSE IMPRIS COLOR L	0 0	0 0	2 0	0 0	2 0	0 0	1 0	0 0	0 0	1 0	3 0		
KIDNAPPING	2 0	87 0	40 0	0 0	129 0	0 0	3 0	2 0	0 0	5 0	134 0		
INTERFERENCE WITH CU	5 0	18 0	11 0	0 0	34 0	2 0	8 0	6 0	0 0	16 0	50 0		
AGGRAV ASSAULT POLCE	11 0	112 0	85 0	0 0	208 0	1 0	13 0	11 0	0 0	25 0	233 0		
AGGRAV BATTERY PEACE	2 0	5 0	0 0	0 0	7 0	0 0	2 0	0 0	0 0	2 0	9 0		
SIMPLE BATTERY	1 0	26 0	21 0	0 0	48 0	0 0	4 0	0 0	0 0	4 0	52 0		
RECK COND	0 0	7 0	1 0	0 0	8 0	0 0	5 0	0 0	0 0	5 0	13 0		
STALKING	2 0	13 0	17 0	0 0	32 0	0 0	1 0	0 0	0 0	1 0	33 0		
AGGRAV STALKING	23 0	369 1	253 1	0 0	645 1	5 0	21 0	15 0	0 0	41 0	686 1		
ATMPT KIDNAP	0 0	3 0	6 0	0 0	9 0	0 0	0 0	0 0	0 0	0 0	9 0		
ARSON MISC	2 0	13 0	9 0	0 0	24 0	0 0	2 0	5 0	0 0	7 0	31 0		
ARSON 1ST DEGREE	26 0	230 0	151 1	0 0	407 0	4 0	68 0	52 1	0 0	124 0	531 0		
ARSON 2ND DEGREE	10 0	64 0	23 0	0 0	97 0	0 0	20 0	8 0	0 0	28 0	125 0		

(continued)

Probationer Statistical Profile

Sample: Active & admin probationers, not in facilities
Act probationers 12/21/2001

Requestor: Nancy Phillips, Statistician

Most serious offense by current age & sex (continued)

Most serious offense	Men						Women						Grand Total	%
	age 00-21	age 22-39	age 40-98	age UNKWN	Men Total	Men %	age 00-21	age 22-39	age 40-98	age UNKWN	Women Total	Women %		
ARSON 3RD DEGREE	4	13	4	0	21	1	8	1	0	10	31	0		
CRMNL POSS EXPLOSIVE	2	7	3	0	12	0	3	0	0	3	15	0		
CRMNL POSS INCENDIAR	1	3	0	0	4	0	0	0	0	0	4	0		
MISC CRIMINAL DAMAGE	6	10	7	0	23	0	3	0	0	3	26	0		
CRMNL DAMAGE 1ST DEG	45	175	56	0	276	6	27	7	0	40	316	0		
CRMNL DAMAGE 2ND DEG	146	433	150	0	729	47	101	32	0	180	909	1		
DAMAGE, DESTROY SECR	4	19	7	0	30	0	3	4	0	7	37	0		
VANDALISM TO CHURCH	1	6	0	0	7	0	1	1	0	2	9	0		
ALTER ID	21	36	12	0	69	0	2	1	0	3	72	0		
BURGLARY	1548	5665	1504	0	8717	124	589	151	0	864	9581	8		
POSS BURGLAR TOOLS	50	82	31	0	163	1	10	0	0	11	174	0		
ATMPT BURGLARY	40	80	23	0	143	5	3	3	0	11	154	0		
MISC FORGERY	2	17	4	0	23	2	14	7	0	23	46	0		
FORGERY 1ST DEGREE	435	3161	1433	0	5029	337	2949	1090	0	4376	9405	8		
FORGERY 2ND DEGREE	32	170	43	0	245	14	67	19	0	100	345	0		
BAD CHECKS	8	168	167	0	343	13	162	84	0	259	602	1		
ILLEGAL USE-CREDIT C	3	10	3	0	16	3	8	1	0	12	28	0		
THEFT CREDIT CARD	24	91	20	0	135	20	78	15	0	113	248	0		
FORGERY CREDIT CARD	10	35	4	0	49	9	44	4	0	57	106	0		
FRAUDULENT CREDIT CA	82	305	63	0	450	97	378	69	0	544	994	1		
CRMNL POSS CREDIT CA	1	4	1	0	6	0	1	0	0	1	7	0		
RECV GDS, SRVS FRAUD	1	16	7	0	24	1	24	18	0	43	67	0		
TELECOMMUNICATIONS F	1	15	8	0	24	0	10	2	0	12	36	0		
ATMPT FORGERY	0	3	1	0	4	0	2	4	0	6	10	0		
FAILR PAY NATRL PRD/	0	1	3	0	4	0	0	1	0	1	5	0		
FRAUDULENT ACCESS CO	5	30	3	0	38	7	29	2	0	38	76	0		
MISC FRAUD	5	93	71	0	169	8	96	50	0	154	323	0		
THEFT BY TAKING	740	3323	1507	0	5570	273	1837	750	0	2860	8430	7		
THEFT BY DECEPTION	9	208	180	0	397	17	136	63	0	216	613	1		
THEFT BY EXTORTION	0	13	4	0	17	1	5	3	0	9	26	0		
THEFT OF LOST PROPER	3	11	7	0	21	1	7	1	0	9	30	0		
THEFT BY REC STOLEN	703	2043	586	0	3332	57	266	74	0	397	3729	3		
THEFT OF SERVICES	2	44	26	0	72	1	25	12	0	38	110	0		
THEFT BY CONVERSION	9	221	210	0	440	7	124	70	0	201	641	1		
THEFT OF TRADE SECRE	0	1	2	0	3	0	1	0	0	1	4	0		

(continued)

Probationer Statistical Profile

Sample: Active & admin probationers, not in facilities
Act probationers 12/21/2001

Requestor: Nancy Phillips, Statistician

Most serious offense by current age & sex (continued)

Most serious offense	Men						Women						Grand Total	%
	age 00-21	age 22-39	age 40-98	age UNKWN	Men Total	Men %	age 00-21	age 22-39	age 40-98	age UNKWN	Women Total	Women %		
CONVSN PAYMNTS REAL	0	10	15	0	25	0	0	0	0	0	0	0	25	0
THEFT OF MOTOR VEH,	162	472	151	0	785	19	52	15	0	86	0	871	1	
THEFT OF LEASED PERS	0	2	1	0	3	0	4	0	0	4	0	7	0	
THEFT BRING PROP IN	16	57	15	0	88	2	6	2	0	10	0	98	0	
THEFT RECV PROP OUT	2	20	1	0	23	1	3	1	0	5	0	28	0	
LIVESTOCK THEFT	2	7	3	0	12	0	3	0	0	3	0	15	0	
THEFT BY SHOPLIFTING	157	681	403	0	1241	280	1181	402	0	1863	7	3104	3	
ENTERING VEHICLE	460	618	96	0	1174	20	39	4	0	63	0	1237	1	
STEAL ALTER PUBLIC D	0	1	0	0	1	0	0	1	0	1	0	2	0	
ROBBERY	301	1216	300	0	1817	34	129	39	0	202	1	2019	2	
ARMED ROBBERY	32	445	173	0	650	3	35	13	0	51	0	701	1	
HIJACKING MOTOR VEHI	1	5	0	0	6	1	0	0	0	1	0	7	0	
ATMPT ROBBERY	20	61	26	0	107	2	5	1	0	8	0	115	0	
ATMPT ARMED ROBBERY	7	48	6	0	61	1	3	0	0	4	0	65	0	
MISC SEXUAL	1	31	27	0	59	1	3	0	0	4	0	63	0	
RAPE	9	142	103	0	254	0	0	0	0	0	0	254	0	
SODOMY	8	32	47	0	87	2	0	1	0	3	0	90	0	
AGGRAV SODOMY	5	42	81	0	128	0	0	1	0	1	0	129	0	
BESTIALITY	0	0	1	0	1	0	0	0	0	0	0	1	0	
SEDUCTION	0	1	1	0	2	0	0	1	0	1	0	3	0	
INCEST	3	21	86	0	110	0	3	7	0	10	0	120	0	
BIGAMY	0	2	5	0	7	0	2	0	0	2	0	9	0	
MARRY A BIGAMIST	0	0	0	0	0	0	1	0	0	1	0	1	0	
AGGRAV SEXUAL BATTER	1	24	24	0	49	0	1	0	0	1	0	50	0	
PANDERING BY COMPULS	0	2	1	0	3	0	0	0	0	0	0	3	0	
STATUTORY RAPE	259	744	58	0	1061	5	19	3	0	27	0	1088	1	
CHILD MOLESTATION	148	915	1381	0	2444	7	54	25	0	86	0	2530	2	
ENTICING CHILD-INDEC	20	96	90	0	206	1	12	3	0	16	0	222	0	
AGGRAV CHILD MOLESTA	16	103	167	0	286	1	4	2	0	7	0	293	0	
NECROPHILIA	0	0	0	0	0	0	0	1	0	1	0	1	0	
SEXL/ASSLT/AGN/PERS/	1	19	9	0	29	0	2	1	0	3	0	32	0	
SEXUAL ASLT BY THERA	0	1	0	0	1	0	0	0	0	0	0	1	0	
SOLICIT SODOMY FROM	0	4	5	0	9	0	0	0	0	0	0	9	0	
ATMPT RAPE	2	31	15	0	48	1	0	0	0	1	0	49	0	
CRMNL ATMPT SODOMY	0	0	2	0	2	0	0	0	0	0	0	2	0	

(continued)

Probationer Statistical Profile

Sample: Active & admin probationers, not in facilities
Act probationers 12/21/2001

Requestor: Nancy Phillips, Statistician

Most serious offense by current age & sex (continued)

Most serious offense	Men						Women						Grand Total	%					
	age 00-21	age 22-39	age 40-98	age UNKWN	Men Total	Men %	age 00-21	age 22-39	age 40-98	age UNKWN	Women Total	Women %							
ATMPT AGGRAV SODOMY	0	3	1	0	4	0	0	0	0	0	0	4	0						
MISC OBSCENITY	0	1	3	0	4	0	0	0	0	0	0	4	0						
DISTRIBUTING OBSCENE	0	1	1	0	2	0	0	0	0	0	0	2	0						
DISTR MAT DEPICT NUD	0	1	2	0	3	0	0	0	0	0	0	3	0						
MISC PUBLIC ORDER	0	5	3	0	8	0	0	0	1	0	1	9	0						
TREASON	0	0	0	0	0	0	0	1	0	0	1	1	0						
INCITING TO INSURREC	1	1	0	0	2	0	0	1	0	0	1	3	0						
ADVOC OVERTHROW OF G	0	0	1	0	1	0	0	0	0	0	0	1	0						
FALSE SWEARNG WRITTN	6	26	13	0	45	3	10	4	0	17	62	0							
ABUSE OF GOVT OFFICE	0	0	1	0	1	0	0	0	0	0	1	0							
BRIBERY GOVT OFFICER	1	10	10	0	21	0	4	2	0	6	27	0							
VIOL OATH PUBLIC OFF	0	4	1	0	5	0	2	1	0	3	8	0							
INFLUENCE LEGISLATIV	0	0	1	0	1	0	0	0	0	0	1	0							
INFLUENCE GOVT OFFIC	0	2	0	0	2	0	0	0	0	0	2	0							
DEFRAUDING STATE	0	18	31	0	49	0	179	120	2	299	348	0							
CONSPIRE RESTRAIN FR	0	1	0	0	1	0	1	0	0	1	2	0							
FALSE CERTIFICATES	0	5	4	0	9	0	6	0	0	6	15	0							
INFLUENCING WITNESS	1	8	6	0	15	1	6	2	0	9	24	0							
OBSTR OF LAW ENF OFF	180	2	1264	2	436	2	0	1880	2	41	222	1	106	1	0	369	1	2249	2
MISC JUDICIAL PROCEE	0	1	2	0	3	0	1	1	0	0	2	0	0	2	0	5	0		
PERJURY	1	10	13	0	24	0	1	11	0	4	16	40	0						
FALSE SWEARING	2	14	8	0	24	0	3	15	0	6	24	48	0						
SUBORNATION OF PERJU	0	0	1	0	1	0	0	0	1	0	1	2	0						
IMPERSONATION	0	13	1	0	14	0	2	5	0	2	9	23	0						
IMPERSONATING OFFICE	3	33	17	0	53	0	2	0	0	2	55	0							
BARRATRY	1	6	1	0	8	0	0	0	0	0	8	0							
EMBRACERY	0	0	1	0	1	0	0	2	0	0	2	3	0						
FALSE STATEMENTS GOV	14	74	43	0	131	0	9	63	0	20	92	223	0						
UNAUTH REPRESTN PEAC	0	0	1	0	1	0	0	0	0	0	1	0							
IMPRSNTNG ANTHR RBAL	0	1	0	0	1	0	0	2	1	0	3	4	0						
ESCAPE	9	123	58	0	190	0	0	18	7	0	25	215	0						
AIDING ESCAPE	0	3	0	0	3	0	0	8	4	0	12	15	0						
HINDERING APPREH OR	18	67	18	0	103	0	6	45	26	0	77	180	0						
COMPOUNDING A CRIME	1	0	1	0	2	0	0	3	0	0	3	5	0						
BAIL JUMPING	0	22	7	0	29	0	0	2	1	0	3	32	0						

(continued)

Probationer Statistical Profile

Sample: Active & admin probationers, not in facilities
Act probationers 12/21/2001

Requestor: Nancy Phillips, Statistician

Most serious offense by current age & sex (continued)

Most serious offense	Men						Women						Grand Total	%
	age 00-21	age 22-39	age 40-98	age UNKWN	Men Total	Men %	age 00-21	age 22-39	age 40-98	age UNKWN	Women Total	Women %		
ATMPT ESCAPE	1 0	2 0	1 0	0 0	4 0	0 0	0 0	0 0	0 0	0 0	0 0	4 0		
FALSE PUBLIC ALARM	10 0	11 0	1 0	0 0	22 0	0 0	4 0	1 0	0 0	5 0	27 0			
CRMNL INTERFERE GOVT	62 1	162 0	63 0	0 0	287 0	7 0	21 0	9 0	0 0	37 0	324 0			
MISC GAMBLING/RELATE	0 0	0 0	1 0	0 0	1 0	0 0	0 0	0 0	0 0	0 0	1 0			
COMMERICAL GAMBLING	0 0	4 0	10 0	0 0	14 0	0 0	3 0	5 0	0 0	8 0	22 0			
COMMUNICATING GAMBL	0 0	2 0	1 0	0 0	3 0	0 0	0 0	0 0	0 0	0 0	3 0			
BRIBERY OF CONTESTAN	0 0	2 0	2 0	0 0	4 0	0 0	1 0	0 0	0 0	1 0	5 0			
GAMBLING ACT ON BUSI	0 0	0 0	1 0	0 0	1 0	0 0	1 0	0 0	0 0	1 0	2 0			
DOGFIGHTING	6 0	29 0	6 0	0 0	41 0	0 0	1 0	2 0	0 0	3 0	44 0			
LOTTERY VIOLATION	0 0	3 0	2 0	0 0	5 0	1 0	12 0	2 0	0 0	15 0	20 0			
BOARDING BUS W/CONCL	1 0	3 0	1 0	0 0	5 0	1 0	0 0	1 0	0 0	2 0	7 0			
CRUELTY TO CHILDREN	23 0	520 1	275 1	0 0	818 1	17 1	418 3	123 2	0 0	558 2	1376 1			
SEX EXPLOITATION CHI	2 0	18 0	26 0	0 0	46 0	1 0	5 0	1 0	0 0	7 0	53 0			
ABANDONMENT OF CHILD	0 0	32 0	33 0	0 0	65 0	0 0	2 0	2 0	0 0	4 0	69 0			
CNTRBTNG DELINQENCY	1 0	2 0	2 0	0 0	5 0	0 0	4 0	0 0	0 0	4 0	9 0			
MISC WEAPON/EXPLOSIV	13 0	24 0	9 0	0 0	46 0	1 0	1 0	0 0	0 0	2 0	48 0			
CARRY CONCEALED WEAP	22 0	85 0	26 0	0 0	133 0	0 0	6 0	0 0	0 0	6 0	139 0			
CARRY PISTL WITHOUT	3 0	3 0	1 0	0 0	7 0	0 0	0 0	1 0	0 0	1 0	8 0			
ALTER PISTL LICENSE	0 0	3 0	1 0	0 0	4 0	0 0	0 0	0 0	0 0	0 0	4 0			
POSS OF FIREARM DUR	14 0	76 0	54 0	0 0	144 0	0 0	10 0	6 0	0 0	16 0	160 0			
POSS OF CERTAIN WEAP	23 0	72 0	53 0	0 0	148 0	4 0	3 0	2 0	0 0	9 0	157 0			
POSS FIREARM CONVCT	6 0	495 1	465 2	0 0	966 1	0 0	24 0	21 0	0 0	45 0	1011 1			
CARRY WEAPON AT SCHO	103 1	59 0	3 0	0 0	165 0	14 1	4 0	2 0	0 0	20 0	185 0			
GUARD LINE WITH WEAP	1 0	1 0	2 0	0 0	4 0	0 0	0 0	1 0	0 0	1 0	5 0			
POSS WEAPON BY PRISO	1 0	5 0	1 0	0 0	7 0	0 0	0 0	0 0	0 0	0 0	7 0			
MISUSE FIREARM HUNTI	0 0	3 0	1 0	0 0	4 0	0 0	0 0	0 0	0 0	0 0	4 0			
MISC INVASION OF PRI	0 0	2 0	1 0	0 0	3 0	0 0	1 0	0 0	0 0	1 0	4 0			
EAVESDROP & SURVEILL	0 0	7 0	8 0	0 0	15 0	0 0	0 0	1 0	0 0	1 0	16 0			
PEEPING TOM	5 0	79 0	33 0	0 0	117 0	0 0	1 0	0 0	0 0	1 0	118 0			
P/S/D OF EAVESDROP D	0 0	1 0	0 0	0 0	1 0	0 0	0 0	0 0	0 0	0 0	1 0			
RACKETEERING	0 0	5 0	17 0	0 0	22 0	0 0	3 0	7 0	0 0	10 0	32 0			
S/D NARCOTICS, OPIAT	30 0	348 1	181 1	0 0	559 1	2 0	67 0	47 1	0 0	116 0	675 1			
S/D DEP,STIM,CNTRF D	36 0	215 0	116 0	0 0	367 0	5 0	43 0	32 0	0 0	80 0	447 0			
S/D OF LSD	8 0	23 0	3 0	0 0	34 0	1 0	0 0	1 0	0 0	2 0	36 0			
S/D OF MARIJUANA	315 3	1476 3	414 2	0 0	2205 2	21 1	223 1	96 1	0 0	340 1	2545 2			

(continued)

Probationer Statistical Profile

Sample: Active & admin probationers, not in facilities
Act probationers 12/21/2001

Requestor: Nancy Phillips, Statistician

Most serious offense by current age & sex (continued)

Most serious offense	Men						Women						Grand Total	%								
	age 00-21	age 22-39	age 40-98	age UNKWN	Men Total	Men %	age 00-21	age 22-39	age 40-98	age UNKWN	Women Total	Women %										
S/D OF ALCOHOLIC IN	0	0	2	0	2	0	0	0	1	0	1	0	3	0								
POSS NARCOTICS, OPIA	61	1	512	1	319	1	0	0	892	1	11	1	146	1	92	1	0	0	249	1	1141	1
POSS DEP,STIM,CNTRF	43	0	496	1	258	1	0	0	797	1	13	1	198	1	82	1	0	0	293	1	1090	1
POSS OF LSD	28	0	76	0	4	0	0	0	108	0	1	0	7	0	3	0	0	0	11	0	119	0
POSS OF MARIJUANA	287	3	1294	2	399	1	0	0	1980	2	33	2	228	1	110	2	0	0	371	1	2351	2
ILLEGAL POSS/MANF LI	1	0	6	0	5	0	0	0	12	0	0	0	0	0	0	0	0	0	0	0	12	0
ILLEGAL ATTM TO OBT	4	0	57	0	39	0	0	0	100	0	3	0	90	1	81	1	0	0	174	1	274	0
VIOL GA CNTRL SBST A	1410	14	9538	17	4376	16	0	0	15324	17	187	9	2263	14	1268	18	0	0	3718	15	19042	16
VIOL DNGROUS DRGS AC	14	0	56	0	21	0	0	0	91	0	4	0	25	0	13	0	0	0	42	0	133	0
UNLWFL MFG/DEL/DIST	3	0	52	0	42	0	0	0	97	0	1	0	8	0	5	0	0	0	14	0	111	0
FURNISH LIQUOR TO MI	0	0	1	0	0	0	0	0	1	0	0	0	0	0	0	0	0	0	0	0	1	0
POSS DRUG RELATED MA	6	0	24	0	14	0	0	0	44	0	0	0	14	0	6	0	0	0	20	0	64	0
S/D CONT SUB PUBLIC	19	0	63	0	15	0	0	0	97	0	0	0	13	0	9	0	0	0	22	0	119	0
S/D CONT SUB SCHOOL	10	0	37	0	8	0	0	0	55	0	0	0	7	0	1	0	0	0	8	0	63	0
S/D COCAINE	322	3	1928	3	704	3	0	0	2954	3	21	1	288	2	170	2	0	0	479	2	3433	3
POSS OF COCAINE	629	6	3943	7	1998	7	0	0	6570	7	64	3	863	5	499	7	0	0	1426	6	7996	7
ATMPT VIOL SUBSTANCE	22	0	209	0	170	1	0	0	401	0	8	0	88	1	68	1	0	0	164	1	565	0
MISC DRUGS TRAFFICKI	2	0	40	0	26	0	0	0	68	0	0	0	13	0	5	0	0	0	18	0	86	0
TRAF COCAINE LESS 20	8	0	205	0	135	1	0	0	348	0	1	0	42	0	42	1	0	0	85	0	433	0
TRAF COCAINE 201-400	3	0	26	0	25	0	0	0	54	0	0	0	5	0	4	0	0	0	9	0	63	0
TRAF COCAINE 401+ GM	0	0	5	0	12	0	0	0	17	0	0	0	1	0	2	0	0	0	3	0	20	0
TRAF NARCOTIC LESS 1	0	0	2	0	2	0	0	0	4	0	1	0	0	0	0	0	0	0	1	0	5	0
TRAF NARCOTIC 15-28	2	0	3	0	0	0	0	0	5	0	0	0	1	0	1	0	0	0	2	0	7	0
TRAF NARCOTIC 29+ GM	0	0	2	0	2	0	0	0	4	0	0	0	0	0	1	0	0	0	1	0	5	0
TRAF MARIJNA 101-200	2	0	14	0	26	0	0	0	42	0	1	0	4	0	4	0	0	0	9	0	51	0
TRAF MARIJNA 2001-10	0	0	5	0	0	0	0	0	5	0	0	0	1	0	0	0	0	0	1	0	6	0
TRAF MARIJNA 10001+	1	0	1	0	3	0	0	0	5	0	0	0	0	0	0	0	0	0	0	0	5	0
TRAF METHAQUALONE< 4	0	0	3	0	4	0	0	0	7	0	1	0	1	0	1	0	0	0	3	0	10	0
TRAF METHAQUALONE>=4	0	0	2	0	2	0	0	0	4	0	0	0	1	0	0	0	0	0	1	0	5	0
TRAF AMPHTMINE 28-19	0	0	11	0	6	0	0	0	17	0	0	0	3	0	3	0	0	0	6	0	23	0
TRAF AMPHTMINE 200-3	0	0	2	0	4	0	0	0	6	0	0	0	0	0	2	0	0	0	2	0	8	0
TRAF AMPHTMINE 400+	0	0	0	0	0	0	0	0	0	0	0	0	1	0	0	0	0	0	1	0	1	0
TRANSACTIONS DRUG OB	1	0	1	0	0	0	0	0	2	0	0	0	1	0	0	0	0	0	1	0	3	0
TRANSACTIONS CNTRFT	1	0	2	0	0	0	0	0	3	0	0	0	1	0	0	0	0	0	1	0	4	0
USE COMM FACLTY VIO	2	0	6	0	7	0	0	0	15	0	0	0	1	0	2	0	0	0	3	0	18	0

(continued)

Probationer Statistical Profile

Sample: Active & admin probationers, not in facilities
Act probationers 12/21/2001

Requestor: Nancy Phillips, Statistician

Most serious offense by current age & sex (continued)

Most serious offense	Men					Women					Grand Total	%
	age 00-21	age 22-39	age 40-98	age UNKWN	Men Total	age 00-21	age 22-39	age 40-98	age UNKWN	Women Total		
ATT/CONSPRCY COMMT C	2 0	34 0	16 0	0 0	52 0	3 0	17 0	12 0	0 0	32 0	84 0	
UNAUTH DIST CONTRLLD	1 0	4 0	5 0	0 0	10 0	0 0	1 0	2 0	0 0	3 0	13 0	
ILLGL DIST CONTRLLD	1 0	9 0	8 0	0 0	18 0	0 0	3 0	0 0	0 0	3 0	21 0	
VIOL MOTOR VEHICLE L	8 0	144 0	114 0	0 0	266 0	0 0	26 0	18 0	0 0	44 0	310 0	
ALTER CAR TITLE	0 0	1 0	5 0	0 0	6 0	0 0	0 0	0 0	0 0	0 0	6 0	
DRVNG HABTL VIOLATOR	0 0	1271 2	1541 6	0 0	2812 3	1 0	95 1	119 2	0 0	215 1	3027 3	
HABIT TRAF VOIL/IMPA	1 0	195 0	200 1	0 0	396 0	0 0	14 0	30 0	0 0	44 0	440 0	
HABIT TRAF VIOL/OTHE	2 0	224 0	189 1	0 0	415 0	0 0	13 0	18 0	0 0	31 0	446 0	
DSTL ALCOHOL BEVERAG	0 0	0 0	4 0	0 0	4 0	0 0	0 0	1 0	0 0	1 0	5 0	
POSS UNAUTHORIZED ST	0 0	0 0	0 0	0 0	0 0	0 0	1 0	0 0	0 0	1 0	1 0	
POSS CONTRABAND ARTI	2 0	3 0	1 0	0 0	6 0	0 0	2 0	1 0	0 0	3 0	9 0	
TRNSPRT CONTRABAND A	0 0	1 0	0 0	0 0	1 0	0 0	0 0	1 0	0 0	1 0	2 0	
MISC MRALS/PBLIC H/S	1 0	5 0	6 0	0 0	12 0	0 0	1 0	1 0	0 0	2 0	14 0	
VIOL GAME AND FISH L	1 0	1 0	0 0	0 0	2 0	0 0	0 0	0 0	0 0	0 0	2 0	
MISC CORRECTIONL INS	5 0	7 0	4 0	0 0	16 0	0 0	5 0	1 0	0 0	6 0	22 0	
VIOLATN OTHR STATES	39 0	198 0	83 0	0 0	320 0	13 1	87 1	33 0	0 0	133 1	453 0	
CONSPIRACY	14 0	48 0	14 0	0 0	76 0	5 0	36 0	8 0	0 0	49 0	125 0	
CRMNL ATMP	49 0	195 0	123 0	0 0	367 0	8 0	61 0	37 1	0 0	106 0	473 0	
AIRCRAFT HIJACKING	76 1	625 1	336 1	0 0	1037 1	16 1	167 1	74 1	0 0	257 1	1294 1	
UNAUTH DIST RECRD DE	153 1	1384 3	779 3	0 0	2316 3	27 1	335 2	153 2	0 0	515 2	2831 2	
NONPYMT AGR NVL STOR	737 7	4543 8	2177 8	0 0	7457 8	85 4	865 5	482 7	0 0	1432 6	8889 8	
CRMNL SOLICITATION	124 1	480 1	235 1	0 0	839 1	21 1	134 1	72 1	0 0	227 1	1066 1	
PARTY TO A CRIME	424 4	1762 3	818 3	0 0	3004 3	114 5	608 4	287 4	0 0	1009 4	4013 3	
CRMNL TRESPASSING	218 2	814 1	381 1	0 0	1413 2	44 2	215 1	121 2	0 0	380 2	1793 2	
HIRE JUVENILE SELL D	256 2	1284 2	584 2	0 0	2124 2	30 1	322 2	142 2	0 0	494 2	2618 2	
GANG PARTICIPATION	333 3	1677 3	828 3	0 0	2838 3	96 4	579 4	252 4	0 0	927 4	3765 3	
Total reported	12810	69011	33684	0	115505	2623	19611	8943	0	31177	146682	
Percent Reported	122.0	122.1	122.2		122.1	119.6	119.6	121.3		120.1	121.7	
NOT REPORTED	155	1389	765	0	2309	34	464	194	0	692	3001	
Total	10498	56498	27573	0	94569	2193	16398	7374	0	25965	120534	

Probationer Statistical Profile

Sample: Active & admin probationers, not in facilities
Act probationers 12/21/2001

Requestor: Nancy Phillips, Statistician

Most serious crime type by current age & sex

Crime type	Men					Women					Grand Total	%
	age 00-21	age 22-39	age 40-98	age UNKWN	Men Total	age 00-21	age 22-39	age 40-98	age UNKWN	Women Total		
VIOL/PERSN	1099	8476	4616	0	14191	232	1782	778	0	2792	16983	14
NVIOL/PERS	141	235	180	0	556	16	34	19	0	69	625	1
PROPERTY	4870	19041	7218	0	31129	1409	8794	3255	0	13458	44587	37
DRUG SALES	770	4536	1770	0	7076	58	748	443	0	1249	8325	7
DRUG POSSN	2533	16330	7640	0	26503	328	3958	2243	0	6529	33032	27
ALCOHOL	6	12	17	0	35	0	1	2	0	3	38	0
HABIT/DUI	33	2098	2249	0	4380	8	197	220	0	425	4805	4
SEX OFFEND	480	2238	2142	0	4860	19	106	46	0	171	5031	4
OTHER	566	3532	1741	0	5839	123	778	368	0	1269	7108	6
Total reported	10498	56498	27573	0	94569	2193	16398	7374	0	25965	120534	
Percent Reported	100.0	100.0	100.0		100.0	100.0	100.0	100.0		100.0	100.0	
NOT REPORTED	0	0	0	0	0	0	0	0	0	0	0	
Total	10498	56498	27573	0	94569	2193	16398	7374	0	25965	120534	