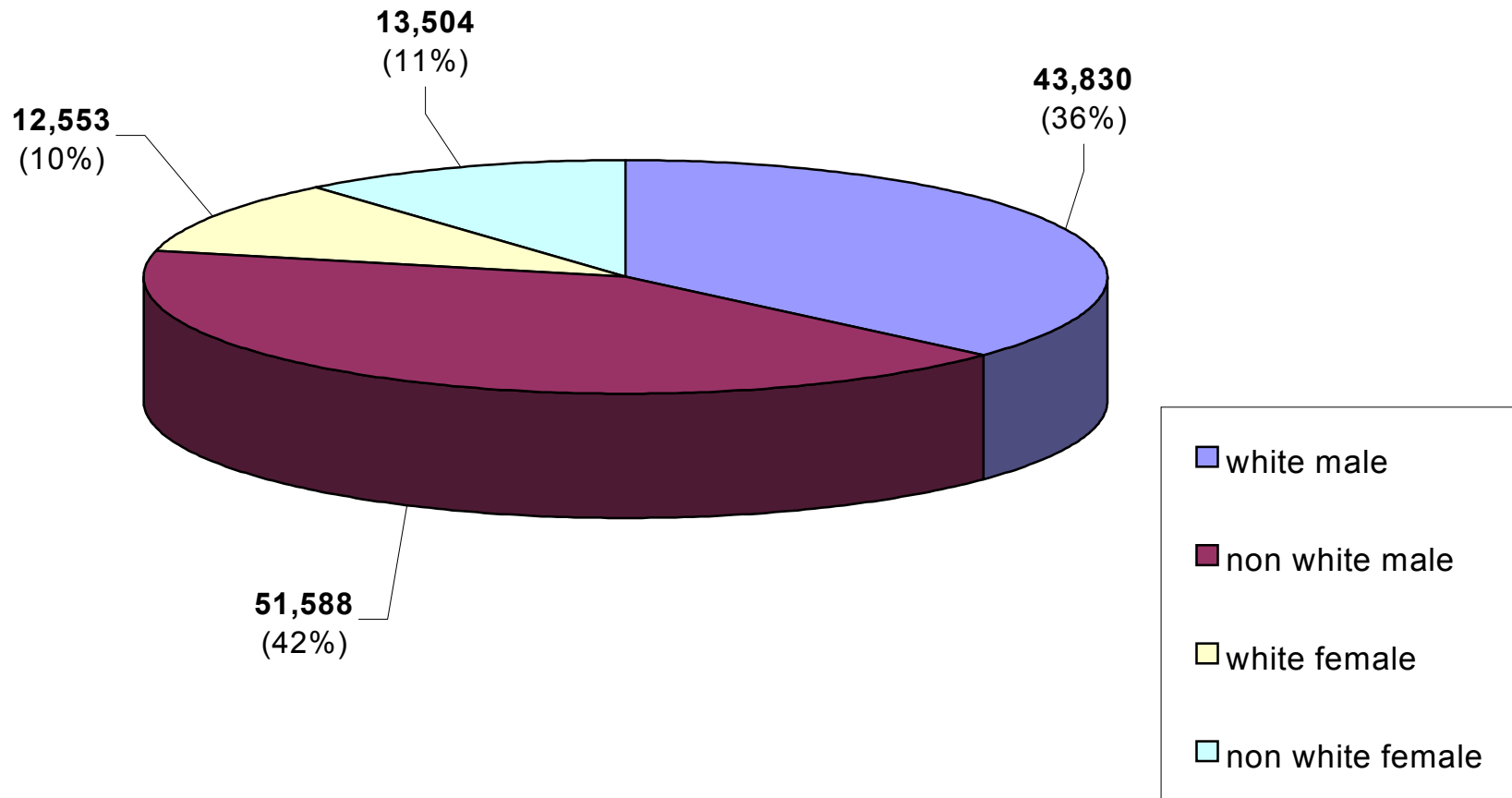
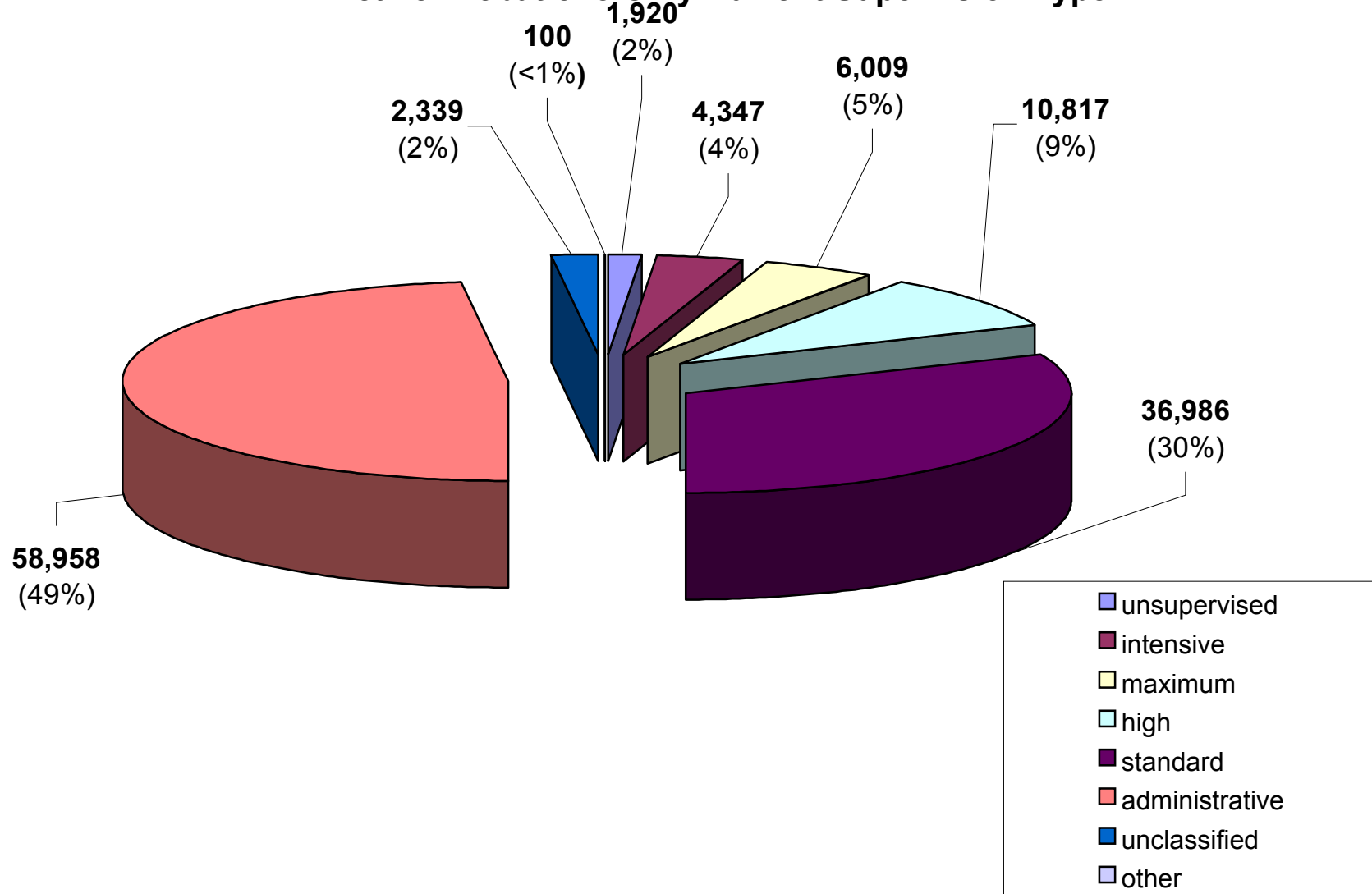


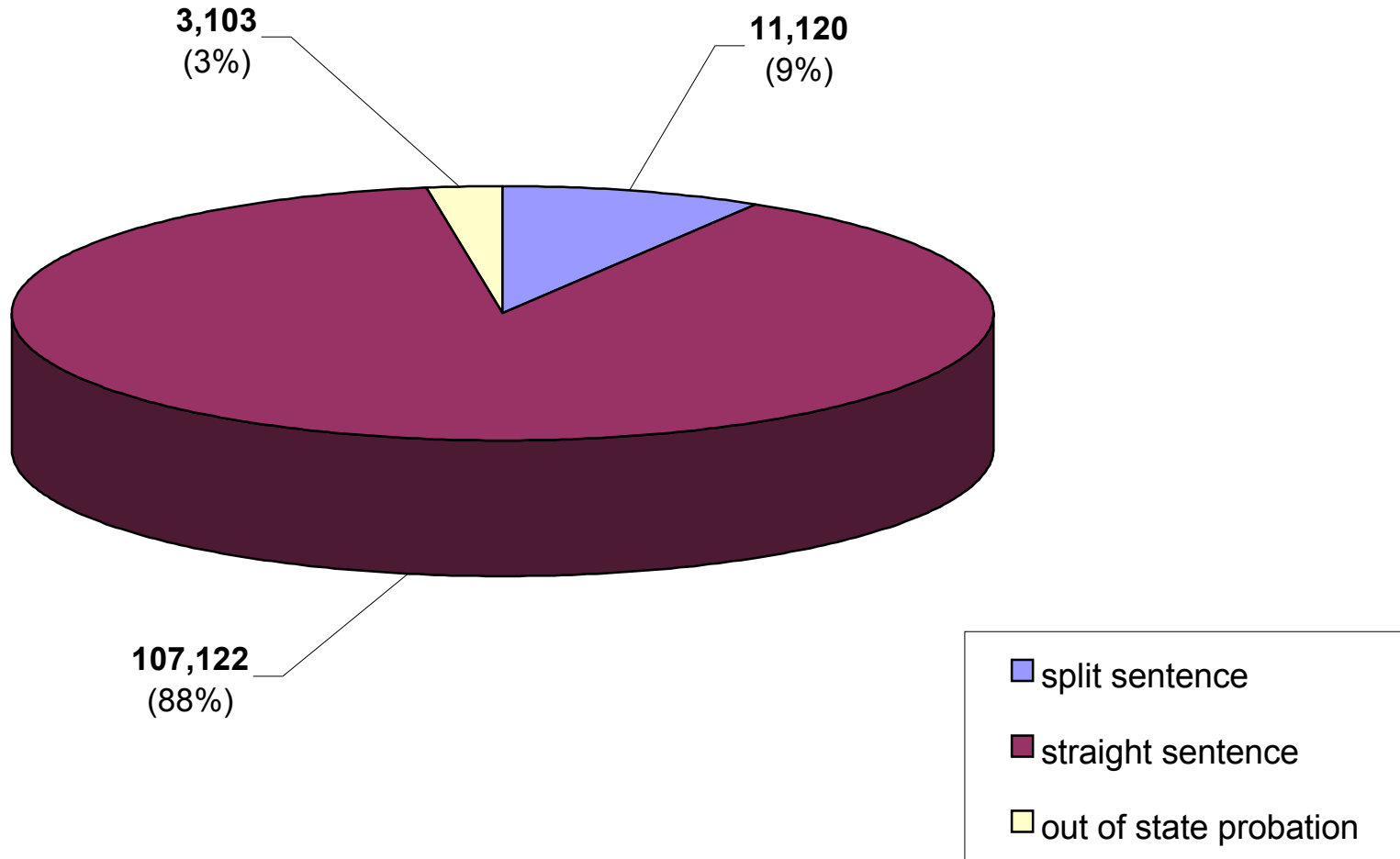
### Active Probationers By Race & Gender



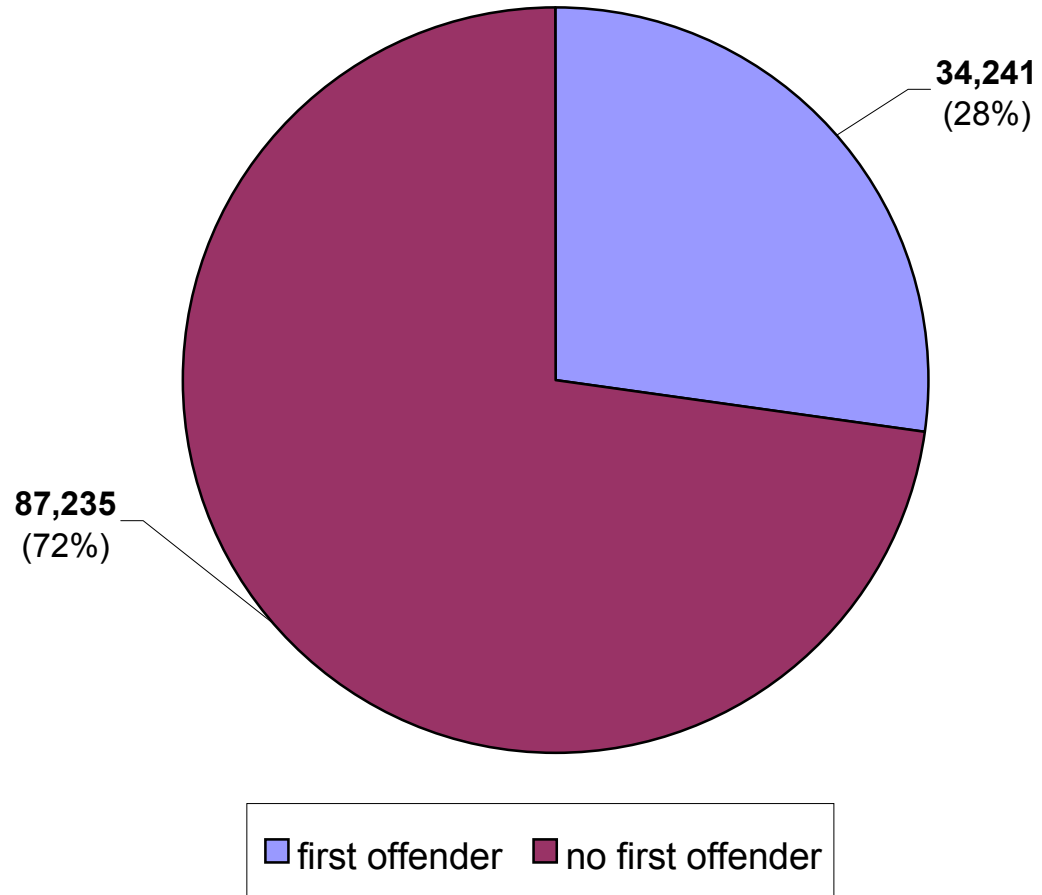
### Active Probationers By Current Supervision Type



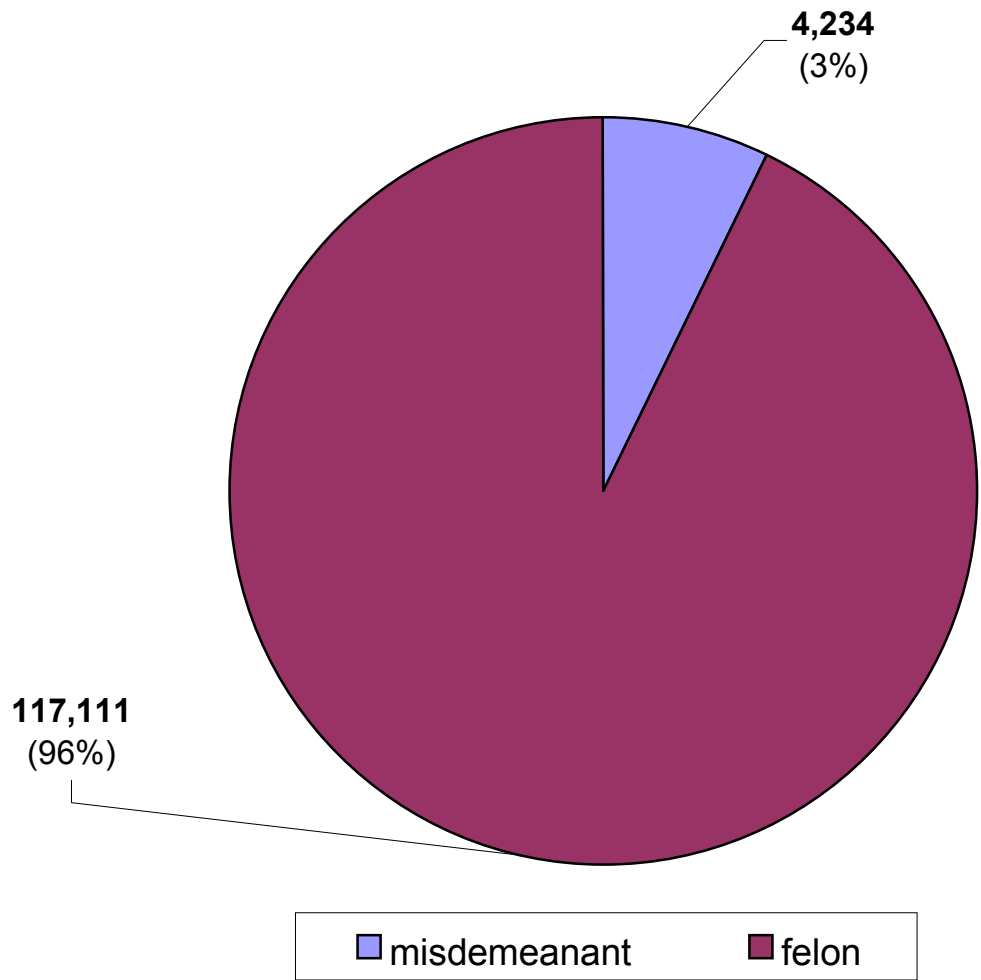
### Active Probationers By Case Type



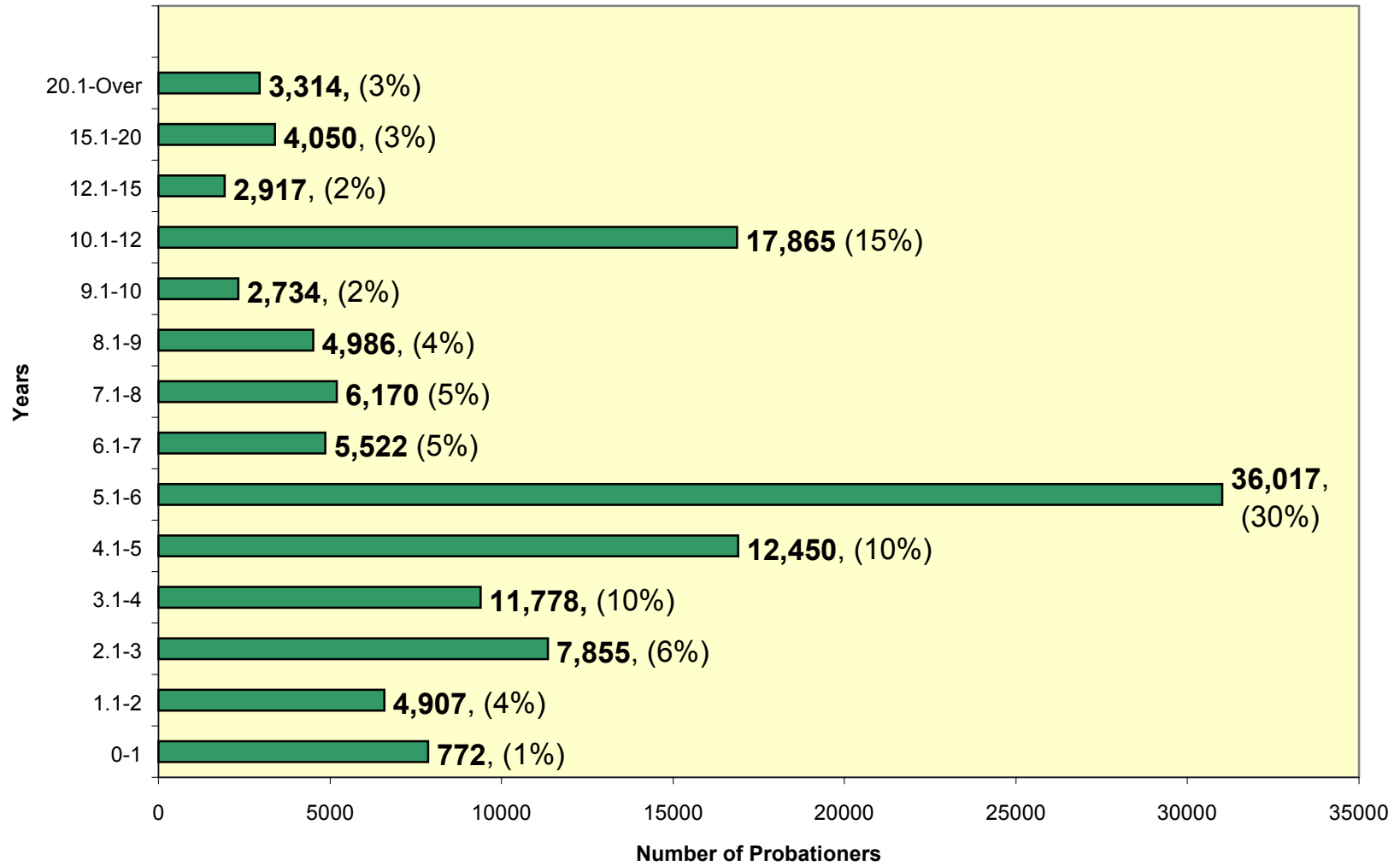
## Active Probationers By First Offender Status



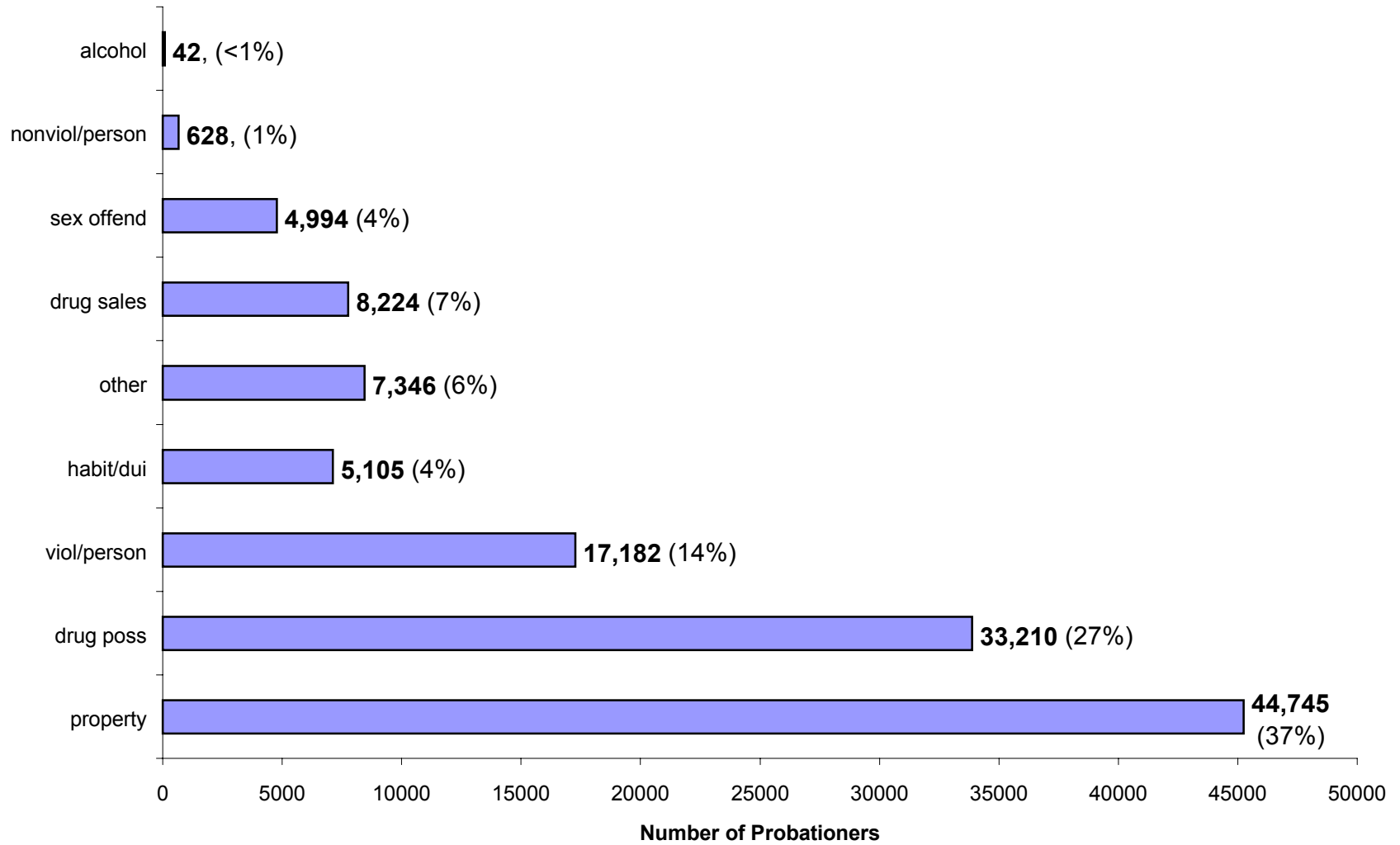
### Active Probationer By Sentence Type



## Active Probationers By Sentence Length



## Active Probationers by Crime Type



Probationer Statistical Profile

Table of contents for Active & admin probationers, not in facilities

Title	Page
-----	----
RACE AND SEX	2
CURRENT SUPERVISION TYPE	3
ORIGINAL SUPERVISION TYPE	4
TOTAL RISK SCORE	5
TOTAL NEED SCORE	6
COUNTY OF CONVICTION	7
CIRCUIT OF CONVICTION	12
CIRCUIT OF CURRENT SUPERVISION	14
SENTENCE LENGTH	16
TIME SERVED	17
TIME LEFT TO SERVE	18
CASE TYPE	19
RELEASE TYPE	20
FIRST OFFENDER STATUS	21
TYPE PROBATIONER	22
MOST SERIOUS CRIME BY GROUP	23
MOST SERIOUS OFFENSE	24
MOST SERIOUS CRIME TYPE	34



Probationer Statistical Profile

Sample: Active & admin probationers, not in facilities Requestor: Nancy Phillips, Statistician  
 Act probationers 10/16/2001

RACE AND SEX by current age & sex

RACE AND SEX	M e n					W o m e n					Grand Total %
	age  00-21	age % 22-39	age % 40-98	age % UNKWN	Men % Total	age  00-21	age % 22-39	age % 40-98	age % UNKWN	Women % Total	
WHITE MALE	4606 43	25472 45	13752 50	0 0	43830 46	0 0	0 0	0 0	0 0	0 0	43830 36
NON WHITE MALE	6050 57	31685 55	13853 50	0 0	51588 54	0 0	0 0	0 0	0 0	0 0	51588 42
WHITE FEMALE	0 0	0 0	0 0	0 0	0 0	950 43	7806 47	3797 52	0 0	12553 48	12553 10
NON WHITE FEMALE	0 0	0 0	0 0	0 0	0 0	1241 57	8769 53	3494 48	0 0	13504 52	13504 11
Total reported	10656	57157	27605	0	95418	2191	16575	7291	0	26057	121475
Percent Reported	100.0	100.0	100.0		100.0	100.0	100.0	100.0		100.0	100.0
NOT REPORTED	0	0	1	0	1	0	0	0	0	0	1
Total	10656	57157	27606	0	95419	2191	16575	7291	0	26057	121476
AVERAGE W-AGE	19.92	29.77	47.56	.00	33.82	19.97	30.48	46.23	.00	34.00	33.86

\*\*\* Average age excludes missing dates of birth

Probationer Statistical Profile

Sample: Active & admin probationers, not in facilities  
Act probationers 10/16/2001

Requestor: Nancy Phillips, Statistician

CURRENT SUPERVISION TYPE by current age & sex

SUPERVISION TYPE	M e n					W o m e n					Grand Total %
	age  00-21	age % 22-39	age % 40-98	age % UNKWN	Men % Total	age  00-21	age % 22-39	age % 40-98	age % UNKWN	Women % Total	
UNSUPERVISED	77 1	992 2	517 2	0 0	1586 2	10 0	227 1	97 1	0 0	334 1	1920 2
WARRANT	0 0	2 0	0 0	0 0	2 0	0 0	0 0	0 0	0 0	0 0	2 0
BC AFTERCARE	0 0	0 0	0 0	0 0	0 0	0 0	0 0	0 0	0 0	0 0	0 0
HOME CONFINEMENT	0 0	2 0	1 0	0 0	3 0	0 0	0 0	0 0	0 0	0 0	3 0
INTENSIVE	875 8	1942 3	670 2	0 0	3487 4	99 5	563 3	198 3	0 0	860 3	4347 4
MAXIMUM	691 6	3100 5	1499 5	0 0	5290 6	65 3	470 3	184 3	0 0	719 3	6009 5
HIGH	1399 13	5297 9	2570 9	0 0	9266 10	157 7	999 6	395 5	0 0	1551 6	10817 9
MEDIUM	0 0	0 0	0 0	0 0	0 0	0 0	0 0	0 0	0 0	0 0	0 0
STANDARD	4876 46	15351 27	6911 25	0 0	27138 28	1420 65	6091 37	2337 32	0 0	9848 38	36986 30
ADMINISTRATIVE	2548 24	29249 51	14789 54	0 0	46586 49	423 19	7983 48	3966 54	0 0	12372 47	58958 49
FINANCIAL	0 0	24 0	69 0	0 0	93 0	0 0	1 0	1 0	0 0	2 0	95 0
OBSOLETE CODES	0 0	0 0	0 0	0 0	0 0	0 0	0 0	0 0	0 0	0 0	0 0
UNCLASSIFIED	190 2	1198 2	580 2	0 0	1968 2	17 1	241 1	113 2	0 0	371 1	2339 2
Total reported	10656	57157	27606	0	95419	2191	16575	7291	0	26057	121476
Percent Reported	100.0	100.0	100.0		100.0	100.0	100.0	100.0		100.0	100.0
NOT REPORTED	0	0	0	0	0	0	0	0	0	0	0
Total	10656	57157	27606	0	95419	2191	16575	7291	0	26057	121476

\* NOTE: IN MARCH, 1994 COMMUNITY CORRECTIONS  
REDEFINED THEIR TYPES. MEDIMUM AND MINIMUM WERE  
COLLAPSED INTO STANDARD AND MAXIMUM WAS COMBINED  
WITH HIGH

Probationer Statistical Profile

Sample: Active & admin probationers, not in facilities  
Act probationers 10/16/2001

Requestor: Nancy Phillips, Statistician

ORIGINAL SUPERVISION TYPE by current age & sex

SUPERVISION TYPE	M e n					W o m e n					Grand Total %
	age  00-21	age % 22-39	age % 40-98	age % UNKWN	Men % Total	age  00-21	age % 22-39	age % 40-98	age % UNKWN	Women % Total	
UNSUPERVISED	0 0	1 0	4 0	0 0	5 0	0 0	0 0	0 0	0 0	0 0	5 0
WARRANT	0 0	0 0	2 0	0 0	2 0	0 0	0 0	0 0	0 0	0 0	2 0
BC AFTERCARE	0 0	49 0	0 0	0 0	49 0	0 0	0 0	0 0	0 0	0 0	49 0
HOME CONFINEMENT	0 0	18 0	7 0	0 0	25 0	0 0	1 0	1 0	0 0	2 0	27 0
INTENSIVE	1216 11	5379 9	2280 8	0 0	8875 9	138 6	1425 9	625 9	0 0	2188 8	11063 9
MAXIMUM	712 7	4947 9	3035 11	0 0	8694 9	75 3	835 5	373 5	0 0	1283 5	9977 8
HIGH	1655 16	10455 18	5279 19	0 0	17389 18	207 9	2106 13	1015 14	0 0	3328 13	20717 17
MEDIUM	0 0	466 1	377 1	0 0	843 1	0 0	116 1	134 2	0 0	250 1	1093 1
STANDARD	6230 58	27296 48	12250 44	0 0	45776 48	1684 77	10522 63	4289 59	0 0	16495 63	62271 51
ADMINISTRATIVE	632 6	5085 9	2580 9	0 0	8297 9	71 3	910 5	511 7	0 0	1492 6	9789 8
FINANCIAL	0 0	32 0	79 0	0 0	111 0	0 0	2 0	1 0	0 0	3 0	114 0
OBSOLETE CODES	0 0	0 0	0 0	0 0	0 0	0 0	0 0	0 0	0 0	0 0	0 0
UNCLASSIFIED	211 2	3429 6	1713 6	0 0	5353 6	16 1	658 4	342 5	0 0	1016 4	6369 5
Total reported	10656	57157	27606	0	95419	2191	16575	7291	0	26057	121476
Percent Reported	100.0	100.0	100.0		100.0	100.0	100.0	100.0		100.0	100.0
NOT REPORTED	0	0	0	0	0	0	0	0	0	0	0
Total	10656	57157	27606	0	95419	2191	16575	7291	0	26057	121476

\* NOTE: IN MARCH, 1994 COMMUNITY CORRECTIONS  
REDEFINED THEIR TYPES. MEDIMUM AND MINIMUM WERE  
COLLAPSED INTO STANDARD AND MAXIMUM WAS COMBINED  
WITH HIGH

Probationer Statistical Profile

Sample: Active & admin probationers, not in facilities  
Act probationers 10/16/2001

Requestor: Nancy Phillips, Statistician

TOTAL RISK SCORE by current age & sex

SCORE	M e n					W o m e n					Grand Total %
	age  00-21	age % 22-39	age % 40-98	age % UNKWN	Men % Total	age  00-21	age % 22-39	age % 40-98	age % UNKWN	Women % Total	
< 00 (ADMIN.)	0 0	257 14	265 15	0 0	522 15	0 0	84 22	135 34	0 0	219 29	741 17
00-07 (MINIMUM)	0 0	584 32	478 28	0 0	1062 30	0 0	153 41	132 34	0 0	285 37	1347 31
08-14 (MEDIUM)	0 0	450 24	449 26	0 0	899 25	0 0	75 20	73 19	0 0	148 19	1047 24
15-24 (HIGH)	0 0	396 21	395 23	0 0	791 22	0 0	45 12	37 9	0 0	82 11	873 20
25 & OVER (MAXIMUM)	0 0	156 8	150 9	0 0	306 9	0 0	17 5	16 4	0 0	33 4	339 8
NO SCORE, DIRECT ASG	0 0	0 0	0 0	0 0	0 0	0 0	0 0	0 0	0 0	0 0	0 0
Total reported	0	1843	1737	0	3580	0	374	393	0	767	4347
Percent Reported		3.2	6.3		3.8		2.3	5.4		2.9	3.6
NOT REPORTED	10656	55314	25869	0	91839	2191	16201	6898	0	25290	117129
Total	10656	57157	27606	0	95419	2191	16575	7291	0	26057	121476

\* NOTE: IN MARCH, 1990 THE CATEGORIES "DIRECT ASSIGNMENT TO SUPERVISION LEVEL" AND "NEGATIVE SCORES, ADMINISTRATIVE LEVEL" WERE ADDED TO RISK & NEED

Probationer Statistical Profile

Sample: Active & admin probationers, not in facilities  
Act probationers 10/16/2001

Requestor: Nancy Phillips, Statistician

TOTAL NEED SCORE by current age & sex

SCORE	M e n					W o m e n					Grand Total %
	age  00-21	age % 22-39	age % 40-98	age % UNKWN	Men % Total	age  00-21	age % 22-39	age % 40-98	age % UNKWN	Women % Total	
< 00 (ADMIN.)	0 0	503 27	428 25	0 0	931 26	0 0	118 31	126 32	0 0	244 32	1175 27
00-07 (MINIMUM)	0 0	847 46	787 45	0 0	1634 46	0 0	157 42	154 39	0 0	311 40	1945 45
08-14 (MEDIUM)	0 0	359 20	375 22	0 0	734 21	0 0	69 18	83 21	0 0	152 20	886 20
15-24 (HIGH)	0 0	115 6	127 7	0 0	242 7	0 0	29 8	28 7	0 0	57 7	299 7
25 & OVER (MAXIMUM)	0 0	11 1	13 1	0 0	24 1	0 0	2 1	2 1	0 0	4 1	28 1
NO SCORE, DIRECT ASG	0 0	0 0	0 0	0 0	0 0	0 0	0 0	0 0	0 0	0 0	0 0
Total reported	0	1835	1730	0	3565	0	375	393	0	768	4333
Percent Reported		3.2	6.3		3.7		2.3	5.4		2.9	3.6
NOT REPORTED	10656	55322	25876	0	91854	2191	16200	6898	0	25289	117143
Total	10656	57157	27606	0	95419	2191	16575	7291	0	26057	121476

\* NOTE: IN MARCH, 1990 THE CATEGORIES "DIRECT ASSIGNMENT TO SUPERVISION LEVEL" AND "NEGATIVE SCORES, ADMINISTRATIVE LEVEL" WERE ADDED TO RISK & NEED

Probationer Statistical Profile

Sample: Active & admin probationers, not in facilities  
Act probationers 10/16/2001

Requestor: Nancy Phillips, Statistician

COUNTY OF CONVICTION by current age & sex

COUNTY	M e n					W o m e n					Grand Total	%										
	age  00-21	age % 22-39	age % 40-98	age % UNKWN	Men % Total	age  00-21	age % 22-39	age % 40-98	age % UNKWN	Women % Total												
APPLING COUNTY	28	0	115	0	65	0	0	0	208	0	2	0	29	0	9	0	0	0	40	0	248	0
ATKINSON COUNTY	5	0	68	0	44	0	0	0	117	0	1	0	19	0	9	0	0	0	29	0	146	0
BACON COUNTY	14	0	49	0	25	0	0	0	88	0	1	0	8	0	6	0	0	0	15	0	103	0
BAKER COUNTY	3	0	39	0	21	0	0	0	63	0	1	0	5	0	1	0	0	0	7	0	70	0
BALDWIN COUNTY	129	1	597	1	231	1	0	0	957	1	22	1	151	1	67	1	0	0	240	1	1197	1
BANKS COUNTY	28	0	138	0	79	0	0	0	245	0	8	0	46	0	13	0	0	0	67	0	312	0
BARROW COUNTY	53	0	375	1	215	1	0	0	643	1	14	1	101	1	55	1	0	0	170	1	813	1
BARTOW COUNTY	99	1	884	2	470	2	0	0	1453	2	16	1	281	2	117	2	0	0	414	2	1867	2
BEN HILL COUNTY	24	0	157	0	74	0	0	0	255	0	6	0	43	0	12	0	0	0	61	0	316	0
BERRIEN COUNTY	21	0	142	0	75	0	0	0	238	0	5	0	35	0	16	0	0	0	56	0	294	0
BIBB COUNTY	270	3	1595	3	779	3	0	0	2644	3	67	3	530	3	248	3	0	0	845	3	3489	3
BLECKLEY COUNTY	21	0	121	0	47	0	0	0	189	0	4	0	36	0	14	0	0	0	54	0	243	0
BRANTLEY COUNTY	8	0	61	0	38	0	0	0	107	0	0	0	14	0	5	0	0	0	19	0	126	0
BROOKS COUNTY	38	0	152	0	68	0	0	0	258	0	2	0	31	0	11	0	0	0	44	0	302	0
BRYAN COUNTY	20	0	51	0	41	0	0	0	112	0	1	0	17	0	13	0	0	0	31	0	143	0
BULLOCH COUNTY	131	1	473	1	149	1	0	0	753	1	19	1	141	1	46	1	0	0	206	1	959	1
BURKE COUNTY	29	0	111	0	53	0	0	0	193	0	1	0	28	0	11	0	0	0	40	0	233	0
BUTTS COUNTY	24	0	167	0	78	0	0	0	269	0	3	0	39	0	20	0	0	0	62	0	331	0
CALHOUN COUNTY	10	0	76	0	40	0	0	0	126	0	3	0	22	0	9	0	0	0	34	0	160	0
CAMDEN COUNTY	54	1	200	0	73	0	0	0	327	0	3	0	47	0	21	0	0	0	71	0	398	0
CANDLER COUNTY	14	0	66	0	30	0	0	0	110	0	2	0	29	0	7	0	0	0	38	0	148	0
CARROLL COUNTY	110	1	418	1	212	1	0	0	740	1	23	1	135	1	68	1	0	0	226	1	966	1
CATOOSA COUNTY	69	1	324	1	135	0	0	0	528	1	18	1	119	1	55	1	0	0	192	1	720	1
CHARLTON COUNTY	9	0	54	0	26	0	0	0	89	0	0	0	9	0	3	0	0	0	12	0	101	0
CHATHAM COUNTY	359	3	1444	3	665	2	0	0	2468	3	91	4	606	4	286	4	0	0	983	4	3451	3
CHATTAHOOCHEE COUNTY	4	0	16	0	11	0	0	0	31	0	1	0	6	0	5	0	0	0	12	0	43	0
CHATTOOGA COUNTY	41	0	208	0	121	0	0	0	370	0	9	0	62	0	30	0	0	0	101	0	471	0
CHEROKEE COUNTY	213	2	799	1	376	1	0	0	1388	1	44	2	213	1	116	2	0	0	373	1	1761	1
CLARKE COUNTY	122	1	596	1	236	1	0	0	954	1	29	1	158	1	56	1	0	0	243	1	1197	1
CLAY COUNTY	9	0	33	0	18	0	0	0	60	0	1	0	6	0	4	0	0	0	11	0	71	0
CLAYTON COUNTY	280	3	800	1	381	1	0	0	1461	2	105	5	386	2	124	2	0	0	615	2	2076	2
CLINCH COUNTY	20	0	83	0	63	0	0	0	166	0	0	0	20	0	6	0	0	0	26	0	192	0
COBB COUNTY	772	7	4575	8	2142	8	0	0	7489	8	153	7	1360	8	614	8	0	0	2127	8	9616	8
COFFEE COUNTY	42	0	224	0	133	0	0	0	399	0	8	0	82	0	40	1	0	0	130	0	529	0
COLQUITT COUNTY	92	1	478	1	205	1	0	0	775	1	12	1	88	1	50	1	0	0	150	1	925	1

(continued)

Probationer Statistical Profile

Sample: Active & admin probationers, not in facilities  
Act probationers 10/16/2001

Requestor: Nancy Phillips, Statistician

COUNTY OF CONVICTION by current age & sex (CONTINUED)

COUNTY	Men					Women					Grand Total	%
	age 00-21	age 22-39	age 40-98	age UNKWN	Men Total	age 00-21	age 22-39	age 40-98	age UNKWN	Women Total		
COLUMBIA COUNTY	91	333	134	0	558	16	82	48	0	146	704	
COOK COUNTY	26	255	113	0	394	5	65	33	0	103	497	
COWETA COUNTY	101	445	211	0	757	27	168	55	0	250	1007	
CRAWFORD COUNTY	15	61	20	0	96	2	9	6	0	17	113	
CRISP COUNTY	63	232	122	0	417	6	75	33	0	114	531	
DADE COUNTY	22	117	59	0	198	1	45	10	0	56	254	
DAWSON COUNTY	16	85	60	0	161	5	28	14	0	47	208	
DECATUR COUNTY	33	352	168	0	553	11	91	41	0	143	696	
DEKALB COUNTY	661	2614	1177	0	4452	157	806	293	0	1256	5708	
DODGE COUNTY	24	158	90	0	272	12	54	25	0	91	363	
DOOLY COUNTY	27	105	42	0	174	2	29	9	0	40	214	
DOUGHERTY COUNTY	315	2034	993	0	3342	63	601	260	0	924	4266	
DOUGLAS COUNTY	212	1409	788	0	2409	55	471	209	0	735	3144	
EARLY COUNTY	36	131	72	0	239	3	47	20	0	70	309	
ECHOLS COUNTY.	3	21	12	0	36	0	2	1	0	3	39	
EFFINGHAM COUNTY	54	182	91	0	327	7	53	23	0	83	410	
ELBERT COUNTY	26	217	130	0	373	4	46	30	0	80	453	
EMANUEL COUNTY	29	110	54	0	193	7	38	17	0	62	255	
EVANS COUNTY	15	37	17	0	69	3	16	1	0	20	89	
FANNIN COUNTY	16	169	102	0	287	6	70	18	0	94	381	
FAYETTE COUNTY	99	384	142	0	625	19	152	68	0	239	864	
FLOYD COUNTY	121	851	463	0	1435	37	278	128	0	443	1878	
FORSYTH COUNTY	64	367	203	0	634	11	122	59	0	192	826	
FRANKLIN COUNTY	18	181	102	0	301	3	38	18	0	59	360	
FULTON COUNTY	765	4651	2227	0	7643	94	895	479	0	1468	9111	
GILMER COUNTY	37	232	131	0	400	9	78	38	0	125	525	
GLASCOCK COUNTY	3	10	3	0	16	0	0	0	0	0	16	
GLYNN COUNTY	129	620	306	0	1055	21	187	73	0	281	1336	
GORDON COUNTY	48	508	280	0	836	16	183	78	0	277	1113	
GRADY COUNTY	28	189	109	0	326	2	52	21	0	75	401	
GREENE COUNTY	47	180	77	0	304	2	42	17	0	61	365	
WINNETT COUNTY	479	2724	1075	0	4278	103	740	310	0	1153	5431	
HABERSHAM COUNTY	30	115	82	0	227	12	36	18	0	66	293	
HALL COUNTY	103	610	345	0	1058	32	226	106	0	364	1422	
HANCOCK COUNTY	17	72	29	0	118	3	7	4	0	14	132	

(continued)

Probationer Statistical Profile

Sample: Active & admin probationers, not in facilities  
Act probationers 10/16/2001

Requestor: Nancy Phillips, Statistician

COUNTY OF CONVICTION by current age & sex (CONTINUED)

COUNTY	M e n					W o m e n					Grand Total	%									
	age  00-21	age % 22-39	age % 40-98	age % UNKWN	Men % Total	age  00-21	age % 22-39	age % 40-98	age % UNKWN	Women % Total											
HARALSON COUNTY	17	0	180	0	146	1	0	0	343	0	2	0	45	0	21	0	0	68	0	411	0
HARRIS COUNTY	24	0	108	0	62	0	0	0	194	0	4	0	19	0	9	0	0	32	0	226	0
HART COUNTY	18	0	142	0	66	0	0	0	226	0	2	0	35	0	20	0	0	57	0	283	0
HEARD COUNTY	9	0	50	0	31	0	0	0	90	0	4	0	20	0	7	0	0	31	0	121	0
HENRY COUNTY	170	2	706	1	254	1	0	0	1130	1	31	1	199	1	78	1	0	308	1	1438	1
HOUSTON COUNTY	133	1	584	1	268	1	0	0	985	1	29	1	188	1	81	1	0	298	1	1283	1
IRWIN COUNTY	14	0	82	0	45	0	0	0	141	0	2	0	11	0	3	0	0	16	0	157	0
JACKSON COUNTY	51	0	287	1	163	1	0	0	501	1	10	0	88	1	38	1	0	136	1	637	1
JASPER COUNTY	16	0	53	0	35	0	0	0	104	0	0	0	14	0	5	0	0	19	0	123	0
JEFF DAVIS COUNTY	12	0	118	0	59	0	0	0	189	0	2	0	22	0	9	0	0	33	0	222	0
JEFFERSON COUNTY	42	0	138	0	84	0	0	0	264	0	0	0	31	0	6	0	0	37	0	301	0
JENKINS COUNTY	12	0	75	0	25	0	0	0	112	0	5	0	9	0	5	0	0	19	0	131	0
JOHNSON COUNTY	18	0	118	0	31	0	0	0	167	0	0	0	18	0	10	0	0	28	0	195	0
JONES COUNTY	26	0	209	0	83	0	0	0	318	0	3	0	31	0	20	0	0	54	0	372	0
LAMAR COUNTY	15	0	187	0	60	0	0	0	262	0	6	0	33	0	11	0	0	50	0	312	0
LANIER COUNTY	12	0	90	0	41	0	0	0	143	0	3	0	26	0	11	0	0	40	0	183	0
LAURENS COUNTY	56	1	354	1	182	1	0	0	592	1	3	0	70	0	35	0	0	108	0	700	1
LEE COUNTY	34	0	220	0	109	0	0	0	363	0	8	0	27	0	17	0	0	52	0	415	0
LIBERTY COUNTY	59	1	177	0	57	0	0	0	293	0	3	0	63	0	21	0	0	87	0	380	0
LINCOLN COUNTY	13	0	44	0	33	0	0	0	90	0	0	0	8	0	6	0	0	14	0	104	0
LONG COUNTY	5	0	32	0	19	0	0	0	56	0	1	0	6	0	6	0	0	13	0	69	0
LOWNDES COUNTY	239	2	965	2	398	1	0	0	1602	2	50	2	268	2	106	1	0	424	2	2026	2
LUMPKIN COUNTY	14	0	140	0	85	0	0	0	239	0	1	0	52	0	18	0	0	71	0	310	0
MACON COUNTY	14	0	147	0	114	0	0	0	275	0	0	0	29	0	15	0	0	44	0	319	0
MADISON COUNTY	30	0	160	0	103	0	0	0	293	0	2	0	44	0	18	0	0	64	0	357	0
MARION COUNTY	13	0	48	0	18	0	0	0	79	0	2	0	4	0	3	0	0	9	0	88	0
MCDUFFIE COUNTY	16	0	189	0	75	0	0	0	280	0	4	0	42	0	13	0	0	59	0	339	0
MCINTOSH COUNTY	6	0	74	0	39	0	0	0	119	0	6	0	21	0	13	0	0	40	0	159	0
MERIWETHER COUNTY	32	0	162	0	82	0	0	0	276	0	7	0	42	0	23	0	0	72	0	348	0
MILLER COUNTY	14	0	63	0	30	0	0	0	107	0	5	0	12	0	8	0	0	25	0	132	0
MITCHELL COUNTY	41	0	352	1	152	1	0	0	545	1	7	0	69	0	33	0	0	109	0	654	1
MONROE COUNTY	25	0	199	0	83	0	0	0	307	0	2	0	65	0	18	0	0	85	0	392	0
MONTGOMERY COUNTY	17	0	61	0	21	0	0	0	99	0	2	0	12	0	5	0	0	19	0	118	0
MORGAN COUNTY	21	0	159	0	66	0	0	0	246	0	2	0	18	0	14	0	0	34	0	280	0
MURRAY COUNTY	36	0	151	0	64	0	0	0	251	0	1	0	45	0	22	0	0	68	0	319	0

(continued)



Probationer Statistical Profile

Sample: Active & admin probationers, not in facilities  
Act probationers 10/16/2001

Requestor: Nancy Phillips, Statistician

COUNTY OF CONVICTION by current age & sex (CONTINUED)

COUNTY	M e n					W o m e n					Grand Total	%										
	age 00-21	age %22-39	age %40-98	age %UNKWN	Men %Total	age 00-21	age %22-39	age %40-98	age %UNKWN	Women %Total												
MUSCOGEE COUNTY	272	3	1406	2	689	2	0	0	2367	2	76	3	514	3	225	3	0	0	815	3	3182	3
NEWTON COUNTY	74	1	740	1	423	2	0	0	1237	1	17	1	196	1	91	1	0	0	304	1	1541	1
OCONEE COUNTY	9	0	56	0	39	0	0	0	104	0	3	0	21	0	6	0	0	0	30	0	134	0
OGLETHORPE COUNTY	15	0	90	0	52	0	0	0	157	0	3	0	12	0	12	0	0	0	27	0	184	0
PAULDING COUNTY	47	0	297	1	174	1	0	0	518	1	6	0	54	0	38	1	0	0	98	0	616	1
PEACH COUNTY	25	0	148	0	65	0	0	0	238	0	2	0	33	0	17	0	0	0	52	0	290	0
PICKENS COUNTY	21	0	142	0	105	0	0	0	268	0	3	0	57	0	21	0	0	0	81	0	349	0
PIERCE COUNTY	14	0	54	0	27	0	0	0	95	0	1	0	21	0	6	0	0	0	28	0	123	0
PIKE COUNTY	10	0	45	0	23	0	0	0	78	0	0	0	6	0	3	0	0	0	9	0	87	0
POLK COUNTY	35	0	313	1	203	1	0	0	551	1	3	0	62	0	36	0	0	0	101	0	652	1
PULASKI COUNTY	22	0	75	0	37	0	0	0	134	0	5	0	25	0	8	0	0	0	38	0	172	0
PUTNAM COUNTY	35	0	268	0	117	0	0	0	420	0	7	0	34	0	24	0	0	0	65	0	485	0
QUITMAN COUNTY	3	0	24	0	13	0	0	0	40	0	2	0	11	0	6	0	0	0	19	0	59	0
RABUN COUNTY	18	0	69	0	46	0	0	0	133	0	1	0	10	0	11	0	0	0	22	0	155	0
RANDOLPH COUNTY	14	0	89	0	37	0	0	0	140	0	2	0	30	0	13	0	0	0	45	0	185	0
RICHMOND COUNTY	292	3	1297	2	658	2	0	0	2247	2	96	4	479	3	209	3	0	0	784	3	3031	2
ROCKDALE COUNTY	81	1	341	1	154	1	0	0	576	1	18	1	114	1	47	1	0	0	179	1	755	1
SCHLEY COUNTY	6	0	64	0	26	0	0	0	96	0	1	0	17	0	5	0	0	0	23	0	119	0
SCREVEN COUNTY	23	0	135	0	86	0	0	0	244	0	3	0	41	0	30	0	0	0	74	0	318	0
SEMINOLE COUNTY	16	0	117	0	51	0	0	0	184	0	4	0	33	0	8	0	0	0	45	0	229	0
SPALDING COUNTY	85	1	452	1	225	1	0	0	762	1	17	1	146	1	67	1	0	0	230	1	992	1
STEPHENS COUNTY	29	0	154	0	78	0	0	0	261	0	6	0	49	0	23	0	0	0	78	0	339	0
STEWART COUNTY	6	0	67	0	47	0	0	0	120	0	1	0	14	0	8	0	0	0	23	0	143	0
SUMTER COUNTY	78	1	583	1	346	1	0	0	1007	1	11	1	165	1	86	1	0	0	262	1	1269	1
TALBOT COUNTY	6	0	40	0	19	0	0	0	65	0	0	0	3	0	6	0	0	0	9	0	74	0
TALIAFERRO COUNTY	1	0	7	0	4	0	0	0	12	0	0	0	1	0	0	0	0	0	1	0	13	0
TATNALL COUNTY	15	0	92	0	47	0	0	0	154	0	2	0	13	0	9	0	0	0	24	0	178	0
TAYLOR COUNTY	13	0	67	0	32	0	0	0	112	0	4	0	12	0	2	0	0	0	18	0	130	0
TELFAIR COUNTY	21	0	130	0	59	0	0	0	210	0	5	0	37	0	20	0	0	0	62	0	272	0
TERRELL COUNTY	27	0	152	0	55	0	0	0	234	0	8	0	43	0	17	0	0	0	68	0	302	0
THOMAS COUNTY	115	1	626	1	263	1	0	0	1004	1	20	1	140	1	63	1	0	0	223	1	1227	1
TIFT COUNTY	30	0	323	1	155	1	0	0	508	1	7	0	79	0	29	0	0	0	115	0	623	1
TOOMBS COUNTY	39	0	178	0	100	0	0	0	317	0	13	1	74	0	27	0	0	0	114	0	431	0
TOWNS COUNTY	10	0	53	0	21	0	0	0	84	0	3	0	22	0	9	0	0	0	34	0	118	0
TREUTLEN COUNTY	12	0	80	0	48	0	0	0	140	0	3	0	13	0	11	0	0	0	27	0	167	0

(continued)

Probationer Statistical Profile

Sample: Active & admin probationers, not in facilities  
Act probationers 10/16/2001

Requestor: Nancy Phillips, Statistician

COUNTY OF CONVICTION by current age & sex (CONTINUED)

COUNTY	M e n					W o m e n					Grand %											
	age 00-21	age %22-39	age %40-98	age %UNKWN	Men %Total	age 00-21	age %22-39	age %40-98	age %UNKWN	Women %Total												
TROUP COUNTY	107	1	434	1	228	1	0	0	769	1	23	1	196	1	73	1	0	0	292	1	1061	1
TURNER COUNTY	16	0	92	0	36	0	0	0	144	0	3	0	19	0	10	0	0	0	32	0	176	0
TWIGGS COUNTY	6	0	72	0	33	0	0	0	111	0	3	0	16	0	8	0	0	0	27	0	138	0
UNION COUNTY	21	0	83	0	47	0	0	0	151	0	6	0	23	0	16	0	0	0	45	0	196	0
UPSON COUNTY	46	0	135	0	66	0	0	0	247	0	11	1	42	0	12	0	0	0	65	0	312	0
WALKER COUNTY	72	1	398	1	188	1	0	0	658	1	13	1	98	1	43	1	0	0	154	1	812	1
WALTON COUNTY	79	1	640	1	341	1	0	0	1060	1	15	1	150	1	59	1	0	0	224	1	1284	1
WARE COUNTY	36	0	239	0	125	0	0	0	400	0	8	0	92	1	35	0	0	0	135	1	535	0
WARREN COUNTY	14	0	41	0	25	0	0	0	80	0	0	0	3	0	2	0	0	0	5	0	85	0
WASHINGTON COUNTY	25	0	110	0	53	0	0	0	188	0	3	0	35	0	21	0	0	0	59	0	247	0
WAYNE COUNTY	38	0	201	0	93	0	0	0	332	0	4	0	47	0	27	0	0	0	78	0	410	0
WEBSTER COUNTY	10	0	35	0	30	0	0	0	75	0	1	0	8	0	0	0	0	0	9	0	84	0
WHEELER COUNTY	4	0	27	0	25	0	0	0	56	0	1	0	9	0	6	0	0	0	16	0	72	0
WHITE COUNTY	24	0	110	0	78	0	0	0	212	0	3	0	34	0	14	0	0	0	51	0	263	0
WHITFIELD COUNTY	115	1	625	1	287	1	0	0	1027	1	34	2	232	1	91	1	0	0	357	1	1384	1
WILCOX COUNTY	18	0	52	0	21	0	0	0	91	0	1	0	9	0	2	0	0	0	12	0	103	0
WILKES COUNTY	14	0	77	0	43	0	0	0	134	0	2	0	16	0	7	0	0	0	25	0	159	0
WILKINSON COUNTY	18	0	70	0	40	0	0	0	128	0	1	0	21	0	9	0	0	0	31	0	159	0
WORTH COUNTY	28	0	161	0	90	0	0	0	279	0	6	0	28	0	19	0	0	0	53	0	332	0
OUT OF STATE	234	2	1501	3	595	2	0	0	2330	2	60	3	496	3	184	3	0	0	740	3	3070	3
Total reported	10656		57151		27599		0		95406		2191		16575		7289		0		26055		121461	
Percent Reported	100.0		100.0		100.0				100.0		100.0		100.0		100.0				100.0		100.0	
NOT REPORTED	0		6		7		0		13		0		0		2		0		2		15	
Total	10656		57157		27606		0		95419		2191		16575		7291		0		26057		121476	

Probationer Statistical Profile

Sample: Active & admin probationers, not in facilities  
Act probationers 10/16/2001

Requestor: Nancy Phillips, Statistician

CIRCUIT OF CONVICTION by current age & sex

CIRCUIT	Men					Women					Grand Total	%										
	age 00-21	age 22-39	age 40-98	UNKWN	Total	age 00-21	age 22-39	age 40-98	UNKWN	Total												
ALAPAHA CIRCUIT	85	1	642	1	340	1	0	0	1067	1	14	1	165	1	75	1	0	0	254	1	1321	1
ALCOVY CIRCUIT	153	1	1380	2	764	3	0	0	2297	2	32	1	346	2	150	2	0	0	528	2	2825	2
ATLANTA CIRCUIT	765	7	4670	8	2243	8	0	0	7678	8	95	4	904	5	486	7	0	0	1485	6	9163	8
ATLANTIC CIRCUIT	124	1	471	1	221	1	0	0	816	1	17	1	140	1	66	1	0	0	223	1	1039	1
AUGUSTA CIRCUIT	414	4	1750	3	849	3	0	0	3013	3	113	5	590	4	269	4	0	0	972	4	3985	3
BLUE RIDGE CIRCUIT	213	2	799	1	376	1	0	0	1388	1	44	2	213	1	116	2	0	0	373	1	1761	1
BRUNSWICK CIRCUIT	262	2	1254	2	596	2	0	0	2112	2	33	2	332	2	139	2	0	0	504	2	2616	2
CHATTAHOOCHEE CIRCUIT	335	3	1701	3	835	3	0	0	2871	3	87	4	559	3	252	3	0	0	898	3	3769	3
CHEROKEE CIRCUIT	147	1	1392	2	750	3	0	0	2289	2	32	1	464	3	195	3	0	0	691	3	2980	2
CLAYTON CIRCUIT	279	3	797	1	378	1	0	0	1454	2	105	5	385	2	124	2	0	0	614	2	2068	2
COBB CIRCUIT	772	7	4571	8	2138	8	0	0	7481	8	153	7	1359	8	613	8	0	0	2125	8	9606	8
CONASAUGA CIRCUIT	151	1	776	1	351	1	0	0	1278	1	35	2	277	2	113	2	0	0	425	2	1703	1
CORDELE CIRCUIT	132	1	546	1	259	1	0	0	937	1	15	1	156	1	56	1	0	0	227	1	1164	1
COWETA CIRCUIT	359	3	1509	3	764	3	0	0	2632	3	84	4	561	3	226	3	0	0	871	3	3503	3
DOUGHERTY CIRCUIT	315	3	2034	4	993	4	0	0	3342	4	63	3	601	4	260	4	0	0	924	4	4266	4
DUBLIN CIRCUIT	92	1	624	1	294	1	0	0	1010	1	9	0	117	1	64	1	0	0	190	1	1200	1
EASTERN CIRCUIT	359	3	1444	3	665	2	0	0	2468	3	91	4	606	4	286	4	0	0	983	4	3451	3
FLINT CIRCUIT	170	2	706	1	254	1	0	0	1130	1	31	1	199	1	78	1	0	0	308	1	1438	1
GRIFFIN CIRCUIT	240	2	1016	2	456	2	0	0	1712	2	47	2	346	2	150	2	0	0	543	2	2255	2
GWINNETT CIRCUIT	479	5	2724	5	1075	4	0	0	4278	5	103	5	740	5	310	4	0	0	1153	4	5431	5
HOUSTON CIRCUIT	133	1	584	1	268	1	0	0	985	1	29	1	188	1	81	1	0	0	298	1	1283	1
LOOKOUT MOUNTAIN CIR	204	2	1047	2	503	2	0	0	1754	2	41	2	324	2	138	2	0	0	503	2	2257	2
MACON CIRCUIT	310	3	1804	3	864	3	0	0	2978	3	71	3	572	3	271	4	0	0	914	4	3892	3
MIDDLE CIRCUIT	149	1	602	1	321	1	0	0	1072	1	25	1	207	1	78	1	0	0	310	1	1382	1
MOUNTAIN CIRCUIT	77	1	338	1	206	1	0	0	621	1	19	1	95	1	52	1	0	0	166	1	787	1
NORTHEASTERN CIRCUIT	119	1	695	1	405	1	0	0	1219	1	37	2	254	2	120	2	0	0	411	2	1630	1
NORTHERN CIRCUIT	107	1	790	1	453	2	0	0	1350	1	14	1	175	1	98	1	0	0	287	1	1637	1
OCMULGEE CIRCUIT	309	3	1608	3	678	2	0	0	2595	3	40	2	318	2	160	2	0	0	518	2	3113	3
OCONEE CIRCUIT	109	1	572	1	279	1	0	0	960	1	29	1	173	1	78	1	0	0	280	1	1240	1
OGEECHEE CIRCUIT	220	2	865	2	351	1	0	0	1436	2	34	2	244	1	104	1	0	0	382	1	1818	2
PATAULA CIRCUIT	119	1	609	1	276	1	0	0	1004	1	25	1	182	1	76	1	0	0	283	1	1287	1
PIEDMONT CIRCUIT	132	1	800	1	457	2	0	0	1389	1	32	1	235	1	106	1	0	0	373	1	1762	1
ROME CIRCUIT	121	1	851	2	463	2	0	0	1435	2	37	2	278	2	128	2	0	0	443	2	1878	2
SOUTH GEORGIA CIRCUIT	115	1	1008	2	490	2	0	0	1613	2	24	1	239	1	105	1	0	0	368	1	1981	2
SOUTHERN CIRCUIT	487	5	2242	4	946	3	0	0	3675	4	84	4	529	3	231	3	0	0	844	3	4519	4

(continued)

Probationer Statistical Profile

Sample: Active & admin probationers, not in facilities  
Act probationers 10/16/2001

Requestor: Nancy Phillips, Statistician

CIRCUIT OF CONVICTION by current age & sex (CONTINUED)

CIRCUIT	M e n					W o m e n					Grand Total %											
	age  00-21	age % 22-39	age % 40-98	age % UNKWN	Men % Total	age  00-21	age % 22-39	age % 40-98	age % UNKWN	Women % Total												
SOUTHWESTERN CIRCUIT	148	1	1116	2	672	2	0	0	1936	2	22	1	260	2	131	2	0	0	413	2	2349	2
STONE MOUNTAIN CIRCUIT	661	6	2614	5	1177	4	0	0	4452	5	157	7	806	5	293	4	0	0	1256	5	5708	5
TALLAPOOSA CIRCUIT	99	1	790	1	523	2	0	0	1412	1	11	1	161	1	95	1	0	0	267	1	1679	1
TIFTON CIRCUIT	88	1	658	1	326	1	0	0	1072	1	18	1	137	1	61	1	0	0	216	1	1288	1
TOOMBS CIRCUIT	61	1	368	1	183	1	0	0	612	1	6	0	70	0	28	0	0	0	104	0	716	1
WAYCROSS CIRCUIT	123	1	681	1	374	1	0	0	1178	1	18	1	226	1	95	1	0	0	339	1	1517	1
WESTERN CIRCUIT	131	1	652	1	275	1	0	0	1058	1	32	1	179	1	62	1	0	0	273	1	1331	1
ROCKDALE CIRCUIT	81	1	341	1	154	1	0	0	576	1	18	1	114	1	47	1	0	0	179	1	755	1
DOUGLAS CIRCUIT	212	2	1409	2	788	3	0	0	2409	3	55	3	471	3	209	3	0	0	735	3	3144	3
APPALACHIAN CIRCUIT	74	1	543	1	338	1	0	0	955	1	18	1	205	1	77	1	0	0	300	1	1255	1
ENOTAH CIRCUIT	69	1	386	1	231	1	0	0	686	1	13	1	131	1	57	1	0	0	201	1	887	1
BELL-FORSYTH CIRCUIT	64	1	367	1	203	1	0	0	634	1	11	1	122	1	59	1	0	0	192	1	826	1
Total reported	10368		55146		26805		0		92319		2123		15955		7068		0		25146		117465	
Percent Reported	97.3		96.5		97.1				96.8		96.9		96.3		96.9				96.5		96.7	
TOWALIGA CIRCUIT	64		553		221		0		838		11		137		49		0		197		1035	
TOWALIGA CIRCUIT	235		1514		609		0		2358		60		498		187		0		745		3103	
Total	10656		57157		27606		0		95419		2191		16575		7291		0		26057		121476	

Probationer Statistical Profile

Sample: Active & admin probationers, not in facilities  
Act probationers 10/16/2001

Requestor: Nancy Phillips, Statistician

CIRCUIT OF CURRENT SUPERVISION by current age & sex

CIRCUIT	Men					Women					Grand Total	%										
	age 00-21	age 22-39	age 40-98	age UNKWN	Total	age 00-21	age 22-39	age 40-98	age UNKWN	Total												
ALAPAHA CIRCUIT	88	1	626	1	328	1	0	0	1042	1	13	1	150	1	76	1	0	0	239	1	1281	1
ALCOVY CIRCUIT	136	1	1253	2	702	3	0	0	2091	2	31	1	329	2	150	2	0	0	510	2	2601	2
ATLANTA CIRCUIT	887	8	5616	10	2640	10	0	0	9143	10	157	7	1266	8	585	8	0	0	2008	8	11151	9
ATLANTIC CIRCUIT	129	1	483	1	232	1	0	0	844	1	17	1	157	1	60	1	0	0	234	1	1078	1
AUGUSTA CIRCUIT	420	4	1879	3	900	3	0	0	3199	3	114	5	604	4	280	4	0	0	998	4	4197	3
BLUE RIDGE CIRCUIT	175	2	701	1	332	1	0	0	1208	1	37	2	196	1	110	2	0	0	343	1	1551	1
BRUNSWICK CIRCUIT	265	2	1281	2	614	2	0	0	2160	2	35	2	360	2	152	2	0	0	547	2	2707	2
CHATTAHOOCHEE CIRCUIT	333	3	1739	3	863	3	0	0	2935	3	86	4	564	3	257	4	0	0	907	3	3842	3
CHEROKEE CIRCUIT	165	2	1425	2	743	3	0	0	2333	2	31	1	447	3	192	3	0	0	670	3	3003	2
CLAYTON CIRCUIT	296	3	964	2	396	1	0	0	1656	2	78	4	390	2	140	2	0	0	608	2	2264	2
COBB CIRCUIT	749	7	4345	8	1973	7	0	0	7067	7	140	6	1190	7	556	8	0	0	1886	7	8953	7
CONASAUGA CIRCUIT	170	2	865	2	399	1	0	0	1434	2	39	2	305	2	124	2	0	0	468	2	1902	2
CORDELE CIRCUIT	130	1	520	1	257	1	0	0	907	1	18	1	145	1	63	1	0	0	226	1	1133	1
COWETA CIRCUIT	367	3	1598	3	796	3	0	0	2761	3	93	4	588	4	225	3	0	0	906	3	3667	3
DOUGHERTY CIRCUIT	312	3	1935	3	963	3	0	0	3210	3	65	3	592	4	253	3	0	0	910	3	4120	3
DUBLIN CIRCUIT	87	1	604	1	315	1	0	0	1006	1	10	0	135	1	67	1	0	0	212	1	1218	1
EASTERN CIRCUIT	379	4	1514	3	701	3	0	0	2594	3	85	4	601	4	284	4	0	0	970	4	3564	3
FLINT CIRCUIT	163	2	686	1	279	1	0	0	1128	1	28	1	216	1	74	1	0	0	318	1	1446	1
GRIFFIN CIRCUIT	227	2	930	2	479	2	0	0	1636	2	46	2	318	2	119	2	0	0	483	2	2119	2
GWINNETT CIRCUIT	522	5	2874	5	1128	4	0	0	4524	5	117	5	813	5	332	5	0	0	1262	5	5786	5
HOUSTON CIRCUIT	116	1	518	1	260	1	0	0	894	1	25	1	180	1	68	1	0	0	273	1	1167	1
LOOKOUT MOUNTAIN CIR	208	2	1052	2	528	2	0	0	1788	2	40	2	341	2	140	2	0	0	521	2	2309	2
MACON CIRCUIT	335	3	1890	3	894	3	0	0	3119	3	79	4	587	4	281	4	0	0	947	4	4066	3
MIDDLE CIRCUIT	151	1	648	1	352	1	0	0	1151	1	26	1	224	1	80	1	0	0	330	1	1481	1
MOUNTAIN CIRCUIT	74	1	377	1	215	1	0	0	666	1	19	1	109	1	61	1	0	0	189	1	855	1
NORTHEASTERN CIRCUIT	139	1	838	1	456	2	0	0	1433	2	36	2	289	2	135	2	0	0	460	2	1893	2
NORTHERN CIRCUIT	114	1	750	1	457	2	0	0	1321	1	17	1	202	1	101	1	0	0	320	1	1641	1
OCMULGEE CIRCUIT	286	3	1525	3	661	2	0	0	2472	3	34	2	316	2	164	2	0	0	514	2	2986	2
OCONEE CIRCUIT	102	1	550	1	260	1	0	0	912	1	30	1	159	1	87	1	0	0	276	1	1188	1
OGEECHEE CIRCUIT	190	2	819	1	344	1	0	0	1353	1	37	2	243	1	109	1	0	0	389	1	1742	1
PATAULA CIRCUIT	119	1	641	1	289	1	0	0	1049	1	26	1	189	1	75	1	0	0	290	1	1339	1
PIEDMONT CIRCUIT	122	1	787	1	443	2	0	0	1352	1	33	2	226	1	97	1	0	0	356	1	1708	1
ROME CIRCUIT	129	1	851	1	464	2	0	0	1444	2	35	2	280	2	131	2	0	0	446	2	1890	2
SOUTH GEORGIA CIRCUIT	118	1	1043	2	485	2	0	0	1646	2	31	1	251	2	116	2	0	0	398	2	2044	2
SOUTHERN CIRCUIT	477	4	2227	4	969	4	0	0	3673	4	82	4	544	3	223	3	0	0	849	3	4522	4
SOUTHWESTERN CIRCUIT	143	1	1053	2	632	2	0	0	1828	2	17	1	264	2	128	2	0	0	409	2	2237	2

(continued)

Probationer Statistical Profile

Sample: Active & admin probationers, not in facilities  
Act probationers 10/16/2001

Requestor: Nancy Phillips, Statistician

CIRCUIT OF CURRENT SUPERVISION by current age & sex (CONTINUED)

CIRCUIT	M e n					W o m e n					Grand Total %											
	age  00-21	age % 22-39	age % 40-98	age % UNKWN	Men % Total	age  00-21	age % 22-39	age % 40-98	age % UNKWN	Women % Total												
STONE MOUNTAIN CIRCUIT	709	7	2995	5	1308	5	0	0	5012	5	167	8	883	5	331	5	0	0	1381	5	6393	5
TALLAPOOSA CIRCUIT	114	1	870	2	554	2	0	0	1538	2	19	1	235	1	116	2	0	0	370	1	1908	2
TIFTON CIRCUIT	109	1	718	1	329	1	0	0	1156	1	21	1	152	1	67	1	0	0	240	1	1396	1
TOOMBS CIRCUIT	64	1	347	1	173	1	0	0	584	1	8	0	69	0	33	0	0	0	110	0	694	1
WAYCROSS CIRCUIT	135	1	739	1	389	1	0	0	1263	1	19	1	233	1	106	1	0	0	358	1	1621	1
WESTERN CIRCUIT	140	1	694	1	305	1	0	0	1139	1	27	1	163	1	71	1	0	0	261	1	1400	1
ROCKDALE CIRCUIT	85	1	402	1	190	1	0	0	677	1	19	1	139	1	45	1	0	0	203	1	880	1
DOUGLAS CIRCUIT	188	2	1198	2	640	2	0	0	2026	2	37	2	375	2	172	2	0	0	584	2	2610	2
APPALACHIAN CIRCUIT	82	1	546	1	334	1	0	0	962	1	20	1	172	1	88	1	0	0	280	1	1242	1
ENOTAH CIRCUIT	58	1	367	1	245	1	0	0	670	1	14	1	131	1	65	1	0	0	210	1	880	1
Burruss SAI	52	0	313	1	162	1	0	0	527	1	7	0	107	1	45	1	0	0	159	1	686	1
Dodge SAI	66	1	513	1	207	1	0	0	786	1	17	1	131	1	53	1	0	0	201	1	987	1
Total reported	10625		57109		27585		0		95319		2182		16560		7287		0		26029		121348	
Percent Reported	99.7		99.9		99.9				99.9		99.6		99.9		99.9				99.9		99.9	
Washington Det Ctr	31		48		21		0		100		9		15		4		0		28		128	
Total	10656		57157		27606		0		95419		2191		16575		7291		0		26057		121476	

Probationer Statistical Profile

Sample: Active & admin probationers, not in facilities  
Act probationers 10/16/2001

Requestor: Nancy Phillips, Statistician

SENTENCE LENGTH by current age & sex

SENTENCE (IN YEARS)	M e n					W o m e n					Grand Total %
	age  00-21	age % 22-39	age % 40-98	age % UNKWN	Men % Total	age  00-21	age % 22-39	age % 40-98	age % UNKWN	Women % Total	
0-1	66 1	369 1	171 1	0 0	606 1	18 1	107 1	41 1	0 0	166 1	772 1
1.1-2	563 5	2326 4	931 3	0 0	3820 4	154 7	696 4	237 3	0 0	1087 4	4907 4
2.1-3	1049 10	3361 6	1525 6	0 0	5935 6	320 15	1172 7	428 6	0 0	1920 7	7855 6
3.1-4	1357 13	5036 9	2193 8	0 0	8586 9	428 20	2047 12	717 10	0 0	3192 12	11778 10
4.1-5	1258 12	5887 10	2664 10	0 0	9809 10	259 12	1688 10	694 10	0 0	2641 10	12450 10
5.1-6	3573 34	16935 30	7514 27	0 0	28022 29	669 31	5231 32	2095 29	0 0	7995 31	36017 30
6.1-7	403 4	2740 5	1246 5	0 0	4389 5	74 3	743 4	316 4	0 0	1133 4	5522 5
7.1-8	437 4	3178 6	1422 5	0 0	5037 5	47 2	768 5	318 4	0 0	1133 4	6170 5
8.1-9	317 3	2506 4	1207 4	0 0	4030 4	40 2	608 4	308 4	0 0	956 4	4986 4
9.1-10	152 1	1329 2	743 3	0 0	2224 2	15 1	321 2	174 2	0 0	510 2	2734 2
10.1-12	1188 11	8528 15	4352 16	0 0	14068 15	146 7	2354 14	1297 18	0 0	3797 15	17865 15
12.1-15	66 1	1435 3	936 3	0 0	2437 3	8 0	274 2	198 3	0 0	480 2	2917 2
15.1-20	141 1	1941 3	1374 5	0 0	3456 4	5 0	332 2	257 4	0 0	594 2	4050 3
20.1-OVER	86 1	1558 3	1221 4	0 0	2865 3	8 0	234 1	207 3	0 0	449 2	3314 3
INDEFINITE	0 0	0 0	0 0	0 0	0 0	0 0	0 0	0 0	0 0	0 0	0 0
Total reported	10656	57129	27499	0	95284	2191	16575	7287	0	26053	121337
Percent Reported	100.0	100.0	99.6		99.9	100.0	100.0	99.9		100.0	99.9
NOT REPORTED	0	28	107	0	135	0	0	4	0	4	139
Total	10656	57157	27606	0	95419	2191	16575	7291	0	26057	121476
AVERAGE EXCLUDING INDEFINITE	5.38	6.68	7.37	.00	6.74	4.47	6.00	6.87	.00	6.11	6.60

Probationer Statistical Profile

Sample: Active & admin probationers, not in facilities  
Act probationers 10/16/2001

Requestor: Nancy Phillips, Statistician

TIME SERVED by current age & sex

TIME SERVED (IN YRS)	M e n					W o m e n					Grand Total %
	age 00-21	age %22-39	age %40-98	age %UNKWN	Men %Total	age 00-21	age %22-39	age %40-98	age %UNKWN	Women %Total	
0-1	5150 48	15872 28	6767 25	0 0	27789 29	1147 52	4861 29	1816 25	0 0	7824 30	35613 29
1.1-2	3371 32	13839 24	5939 22	0 0	23149 24	674 31	4208 25	1663 23	0 0	6545 25	29694 24
2.1-3	1511 14	9840 17	4651 17	0 0	16002 17	275 13	2982 18	1246 17	0 0	4503 17	20505 17
3.1-4	523 5	6549 11	2807 10	0 0	9879 10	88 4	1876 11	795 11	0 0	2759 11	12638 10
4.1-5	84 1	4347 8	1787 6	0 0	6218 7	7 0	1191 7	533 7	0 0	1731 7	7949 7
5.1-6	10 0	2150 4	1104 4	0 0	3264 3	0 0	472 3	285 4	0 0	757 3	4021 3
6.1-7	4 0	1365 2	830 3	0 0	2199 2	0 0	303 2	214 3	0 0	517 2	2716 2
7.1-8	0 0	936 2	696 3	0 0	1632 2	0 0	230 1	175 2	0 0	405 2	2037 2
8.1-9	2 0	657 1	574 2	0 0	1233 1	0 0	149 1	138 2	0 0	287 1	1520 1
9.1-10	1 0	523 1	553 2	0 0	1077 1	0 0	125 1	136 2	0 0	261 1	1338 1
10.1-12	0 0	552 1	661 2	0 0	1213 1	0 0	88 1	112 2	0 0	200 1	1413 1
12.1-15	0 0	296 1	573 2	0 0	869 1	0 0	43 0	81 1	0 0	124 0	993 1
15.1-20	0 0	114 0	441 2	0 0	555 1	0 0	21 0	50 1	0 0	71 0	626 1
20.1-OVER	0 0	114 0	221 1	0 0	335 0	0 0	24 0	47 1	0 0	71 0	406 0
Total reported	10656	57154	27604	0	95414	2191	16573	7291	0	26055	121469
Percent Reported	100.0	100.0	100.0		100.0	100.0	100.0	100.0		100.0	100.0
NOT REPORTED	0	3	2	0	5	0	2	0	0	2	7
Total	10656	57157	27606	0	95419	2191	16575	7291	0	26057	121476
AVERAGE TIME SERVED	1.25	2.73	3.76	.00	2.86	1.15	2.46	3.49	.00	2.64	2.81



Probationer Statistical Profile

Sample: Active & admin probationers, not in facilities  
Act probationers 10/16/2001

Requestor: Nancy Phillips, Statistician

TIME LEFT TO SERVE by current age & sex

TIME LEFT (IN YEARS)	M e n					W o m e n					Grand Total %
	age 00-21	age %22-39	age %40-98	age %UNKWN	Men %Total	age 00-21	age %22-39	age %40-98	age %UNKWN	Women %Total	
0-1	1188 11	10216 18	5164 19	0 0	16568 17	352 16	3310 20	1441 20	0 0	5103 20	21671 18
1.1-2	1615 15	9877 17	4629 17	0 0	16121 17	434 20	3015 18	1261 17	0 0	4710 18	20831 17
2.1-3	1739 16	9020 16	4251 15	0 0	15010 16	419 19	2676 16	1137 16	0 0	4232 16	19242 16
3.1-4	1806 17	7721 14	3570 13	0 0	13097 14	317 14	2266 14	956 13	0 0	3539 14	16636 14
4.1-5	1915 18	6615 12	3016 11	0 0	11546 12	378 17	1932 12	820 11	0 0	3130 12	14676 12
5.1-6	376 4	2819 5	1371 5	0 0	4566 5	52 2	768 5	349 5	0 0	1169 4	5735 5
6.1-7	391 4	2633 5	1205 4	0 0	4229 4	59 3	689 4	318 4	0 0	1066 4	5295 4
7.1-8	375 4	2137 4	1016 4	0 0	3528 4	43 2	518 3	251 3	0 0	812 3	4340 4
8.1-9	472 4	1847 3	919 3	0 0	3238 3	45 2	486 3	227 3	0 0	758 3	3996 3
9.1-10	497 5	1601 3	807 3	0 0	2905 3	71 3	460 3	217 3	0 0	748 3	3653 3
10.1-12	45 0	751 1	420 2	0 0	1216 1	5 0	128 1	88 1	0 0	221 1	1437 1
12.1-15	138 1	952 2	521 2	0 0	1611 2	5 0	153 1	102 1	0 0	260 1	1871 2
15.1-20	81 1	609 1	385 1	0 0	1075 1	8 0	109 1	73 1	0 0	190 1	1265 1
20.1-OVER	16 0	303 1	202 1	0 0	521 1	2 0	49 0	40 1	0 0	91 0	612 1
INDEFINITE	0 0	0 0	0 0	0 0	0 0	0 0	0 0	0 0	0 0	0 0	0 0
NONE	2 0	28 0	22 0	0 0	52 0	1 0	16 0	7 0	0 0	24 0	76 0
Total reported	10656	57129	27498	0	95283	2191	16575	7287	0	26053	121336
Percent Reported	100.0	100.0	99.6		99.9	100.0	100.0	99.9		100.0	99.9
NOT REPORTED	0	28	108	0	136	0	0	4	0	4	140
Total	10656	57157	27606	0	95419	2191	16575	7291	0	26057	121476
AVERAGE EXCLUDING INDEFINITE, NONE	4.05	3.83	3.97	.00	3.90	3.26	3.46	3.74	.00	3.52	3.82

Probationer Statistical Profile

Sample: Active & admin probationers, not in facilities  
Act probationers 10/16/2001

Requestor: Nancy Phillips, Statistician

CASE TYPE by current age & sex

CASE TYPE	M e n					W o m e n					Grand Total %	
	age  00-21	age % 22-39	age % 40-98	age % UNKWN	Men % Total	age  00-21	age % 22-39	age % 40-98	age % UNKWN	Women % Total		
PRESENTENCE	0 0	0 0	0 0	0 0	0 0	0 0	0 0	0 0	0 0	0 0	0 0	0 0
SPLIT SENTENCE	186 2	5612 10	4101 15	0 0	9899 10	13 1	664 4	544 7	0 0	1221 5	11120 9	
STRAIGHT SENTENCE	10235 96	49985 87	22819 83	0 0	83039 87	2117 97	15408 93	6558 90	0 0	24083 92	107122 88	
ABANDONMENT&BASTARDY	0 0	30 0	74 0	0 0	104 0	0 0	2 0	1 0	0 0	3 0	107 0	
OUT OF STATE PROB	234 2	1516 3	605 2	0 0	2355 2	60 3	500 3	188 3	0 0	748 3	3103 3	
OUT OF STATE A&B	0 0	0 0	1 0	0 0	1 0	0 0	0 0	0 0	0 0	0 0	1 0	
SUSPENDED SENTENCE	1 0	14 0	6 0	0 0	21 0	1 0	1 0	0 0	0 0	2 0	23 0	
Total reported	10656	57157	27606	0	95419	2191	16575	7291	0	26057	121476	
Percent Reported	100.0	100.0	100.0		100.0	100.0	100.0	100.0		100.0	100.0	
NOT REPORTED	0	0	0	0	0	0	0	0	0	0	0	
Total	10656	57157	27606	0	95419	2191	16575	7291	0	26057	121476	

Probationer Statistical Profile

Sample: Active & admin probationers, not in facilities  
Act probationers 10/16/2001

Requestor: Nancy Phillips, Statistician

RELEASE TYPE by current age & sex

RELEASE TYPE	M e n					W o m e n					Grand Total %	
	age  00-21	age % 22-39	age % 40-98	age % UNKWN	Men % Total	age  00-21	age % 22-39	age % 40-98	age % UNKWN	Women % Total		
TRANSF OUT OF STATE	0 0	0 0	0 0	0 0	0 0	0 0	0 0	0 0	0 0	0 0	0 0	0 0
REVOKED (TECHNICAL)	0 0	0 0	0 0	0 0	0 0	0 0	0 0	0 0	0 0	0 0	0 0	0 0
REVOKED (NEW SENT)	0 0	0 0	0 0	0 0	0 0	0 0	0 0	0 0	0 0	0 0	0 0	0 0
REVOKED (NEW CRIME)	0 0	0 0	0 0	0 0	0 0	0 0	0 0	0 0	0 0	0 0	0 0	0 0
ABSCONDED (TOLLED)	0 0	0 0	0 0	0 0	0 0	0 0	0 0	0 0	0 0	0 0	0 0	0 0
ABSCONDED (NON-TOLL)	0 0	0 0	0 0	0 0	0 0	0 0	0 0	0 0	0 0	0 0	0 0	0 0
TERMINATED BY COURT	0 0	0 0	0 0	0 0	0 0	0 0	0 0	0 0	0 0	0 0	0 0	0 0
OUT OF STATE TERM	0 0	0 0	0 0	0 0	0 0	0 0	0 0	0 0	0 0	0 0	0 0	0 0
DEATH	0 0	0 0	0 0	0 0	0 0	0 0	0 0	0 0	0 0	0 0	0 0	0 0
FINAN OBLIG COMPLETE	0 0	0 0	0 0	0 0	0 0	0 0	0 0	0 0	0 0	0 0	0 0	0 0
OTHER	0 0	0 0	0 0	0 0	0 0	0 0	0 0	0 0	0 0	0 0	0 0	0 0
NORMAL RELEASE	0 0	0 0	0 0	0 0	0 0	0 0	0 0	0 0	0 0	0 0	0 0	0 0
A & B SPECIAL TERM	0 0	0 0	0 0	0 0	0 0	0 0	0 0	0 0	0 0	0 0	0 0	0 0
INDEP JURISDICTION	0 0	0 0	0 0	0 0	0 0	0 0	0 0	0 0	0 0	0 0	0 0	0 0
ACTIVE	10656100	57157100	27606100	0 0	95419100	2191100	16575100	7291100	0 0	26057100	121476100	
Total reported	10656	57157	27606	0	95419	2191	16575	7291	0	26057	121476	
Percent Reported	100.0	100.0	100.0		100.0	100.0	100.0	100.0		100.0	100.0	
NOT REPORTED	0	0	0	0	0	0	0	0	0	0	0	0
Total	10656	57157	27606	0	95419	2191	16575	7291	0	26057	121476	

Probationer Statistical Profile

Sample: Active & admin probationers, not in facilities  
Act probationers 10/16/2001

Requestor: Nancy Phillips, Statistician

FIRST OFFENDER STATUS by current age & sex

STATUS	M e n					W o m e n					Grand Total %
	age  00-21	age % 22-39	age % 40-98	age % UNKWN	Men % Total	age  00-21	age % 22-39	age % 40-98	age % UNKWN	Women % Total	
FIRST OFFNDR STATUS	5296 50	14567 25	4360 16	0 0	24223 25	1417 65	6462 39	2139 29	0 0	10018 38	34241 28
NO FIRST OFFNDR STAT	5360 50	42590 75	23246 84	0 0	71196 75	774 35	10113 61	5152 71	0 0	16039 62	87235 72
Total reported	10656	57157	27606	0	95419	2191	16575	7291	0	26057	121476
Percent Reported	100.0	100.0	100.0		100.0	100.0	100.0	100.0		100.0	100.0
NOT REPORTED	0	0	0	0	0	0	0	0	0	0	0
Total	10656	57157	27606	0	95419	2191	16575	7291	0	26057	121476

Probationer Statistical Profile

Sample: Active & admin probationers, not in facilities  
Act probationers 10/16/2001

Requestor: Nancy Phillips, Statistician

TYPE PROBATIONER by current age & sex

TYPE PROBATIONER	M e n					W o m e n					Grand Total %
	age 00-21	age %22-39	age %40-98	age %UNKWN	Men %Total	age 00-21	age %22-39	age %40-98	age %UNKWN	Women %Total	
MISDEMEANANT	401 4	1903 3	971 4	0 0	3275 3	101 5	587 4	271 4	0 0	959 4	4234 3
FELON	10254 96	55210 97	26554 96	0 0	92018 96	2089 95	15985 96	7019 96	0 0	25093 96	117111 96
ABANDONMENT&BASTARDY	0 0	30 0	75 0	0 0	105 0	0 0	2 0	1 0	0 0	3 0	108 0
SUSPENDED SENTENCE	1 0	14 0	6 0	0 0	21 0	1 0	1 0	0 0	0 0	2 0	23 0
Total reported	10656	57157	27606	0	95419	2191	16575	7291	0	26057	121476
Percent Reported	100.0	100.0	100.0		100.0	100.0	100.0	100.0		100.0	100.0
NOT REPORTED	0	0	0	0	0	0	0	0	0	0	0
Total	10656	57157	27606	0	95419	2191	16575	7291	0	26057	121476

Probationer Statistical Profile

Sample: Active & admin probationers, not in facilities  
Act probationers 10/16/2001

Requestor: Nancy Phillips, Statistician

MOST SERIOUS CRIME BY GROUP by current age & sex

CRIME GROUP	Men				Women				Grand Total	%												
	age 00-21	age % 22-39	age % 40-98	age % UNKWN	Men % Total	age 00-21	age % 22-39	age % 40-98			age % UNKWN	Women % Total										
HOMICIDE	20	0	323	1	246	1	0	0	589	1	5	0	104	1	81	1	0	0	190	1	779	1
ABORTION	0	0	5	0	1	0	0	0	6	0	0	0	2	0	0	0	0	0	2	0	8	0
BODILY INJRY&REL OFF	682	6	5512	10	3375	12	0	0	9569	10	146	7	1035	6	483	7	0	0	1664	6	11233	9
ARSON & REL OFF	45	0	331	1	187	1	0	0	563	1	4	0	101	1	67	1	0	0	172	1	735	1
DAMAGE OF PROPERTY	232	2	674	1	235	1	0	0	1141	1	46	2	136	1	46	1	0	0	228	1	1369	1
BURGLARY & REL OFF	1685	16	5843	10	1522	6	0	0	9050	9	124	6	595	4	150	2	0	0	869	3	9919	8
FORGERY & REL OFF	587	6	4150	7	1827	7	0	0	6564	7	490	22	3821	23	1343	18	0	0	5654	22	12218	10
THEFT	2315	22	7798	14	3162	11	0	0	13275	14	671	31	3683	22	1378	19	0	0	5732	22	19007	16
ROBBERY	356	3	1782	3	486	2	0	0	2624	3	42	2	176	1	50	1	0	0	268	1	2892	2
SEXUAL OFFENSES	448	4	2222	4	2073	8	0	0	4743	5	15	1	101	1	41	1	0	0	157	1	4900	4
OBSCENITY CRIMES	1	0	5	0	5	0	0	0	11	0	0	0	0	0	0	0	0	0	0	0	11	0
TREASON & REL OFF	8	0	31	0	16	0	0	0	55	0	4	0	14	0	4	0	0	0	22	0	77	0
CRIMES INVOLVNG GOVT	186	2	1320	2	496	2	0	0	2002	2	38	2	421	3	227	3	0	0	686	3	2688	2
FALSIFICATIONS	20	0	155	0	87	0	0	0	262	0	17	1	96	1	36	0	0	0	149	1	411	0
OBSTRUCT LAW ENFORCE	31	0	223	0	84	0	0	0	338	0	5	0	76	0	39	1	0	0	120	0	458	0
DISORDERLY CONDUCT	61	1	176	0	71	0	0	0	308	0	7	0	28	0	13	0	0	0	48	0	356	0
GAMBLING & REL OFF	6	0	37	0	22	0	0	0	65	0	2	0	17	0	9	0	0	0	28	0	93	0
CRUELTY TO CHILDREN	25	0	566	1	339	1	0	0	930	1	22	1	420	3	126	2	0	0	568	2	1498	1
CRIMES WITH GUNS	186	2	830	1	603	2	0	0	1619	2	21	1	46	0	32	0	0	0	99	0	1718	1
INVASION PRIVACY	6	0	90	0	44	0	0	0	140	0	0	0	2	0	2	0	0	0	4	0	144	0
RACKETEERING	0	0	6	0	20	0	0	0	26	0	0	0	4	0	4	0	0	0	8	0	34	0
DRUG ABUSE OFFENSES	3197	30	20367	36	9038	33	0	0	32602	34	393	18	4651	28	2530	35	0	0	7574	29	40176	33
DRUG TRAFFICKING	22	0	391	1	287	1	0	0	700	1	8	0	98	1	81	1	0	0	187	1	887	1
AUTO CRIMES	13	0	1886	3	2079	8	0	0	3978	4	2	0	163	1	181	2	0	0	346	1	4324	4
REVENUE & CONTRABAND	1	0	4	0	5	0	0	0	10	0	0	0	3	0	2	0	0	0	5	0	15	0
CRIMES OF OTH STATES	44	0	195	0	84	0	0	0	323	0	12	1	80	0	32	0	0	0	124	0	447	0
MISC. FELONIES	72	1	296	1	163	1	0	0	531	1	15	1	108	1	60	1	0	0	183	1	714	1
MISDEMEANORS	401	4	1926	3	1039	4	0	0	3366	4	102	5	587	4	272	4	0	0	961	4	4327	4
Total reported	10650		57144		27596		0		95390		2191		16568		7289		0		26048		121438	
Percent Reported	99.9		100.0		100.0				100.0		100.0		100.0		100.0				100.0		100.0	
NOT REPORTED	6		13		10		0		29		0		7		2		0		9		38	
Total	10656		57157		27606		0		95419		2191		16575		7291		0		26057		121476	

Probationer Statistical Profile

Sample: Active & admin probationers, not in facilities  
Act probationers 10/16/2001

Requestor: Nancy Phillips, Statistician

MOST SERIOUS OFFENSE by current age & sex

MOST SERIOUS OFFENSE	Men					Women					Grand Total
	age 00-21	age % 22-39	age % 40-98	age % UNKWN	Men % Total	age 00-21	age % 22-39	age % 40-98	age % UNKWN	Women % Total	
MISDEMEANORS	-----										
abandonment	0 0	22 0	66 0	0 0	88 0	0 0	0 0	1 0	0 0	1 0	89 0
non-support	0 0	1 0	0 0	0 0	1 0	0 0	0 0	0 0	0 0	0 0	1 0
stalking	2 0	12 0	9 0	0 0	23 0	0 0	2 0	2 0	0 0	4 0	27 0
assault & battery	5 0	26 0	13 0	0 0	44 0	2 0	5 0	2 0	0 0	9 0	53 0
attempted murder	0 0	3 0	0 0	0 0	3 0	0 0	0 0	0 0	0 0	0 0	3 0
aggravated assault	4 0	21 0	23 0	0 0	48 0	1 0	9 0	4 0	0 0	14 0	62 0
simple assault	12 0	70 0	48 0	0 0	130 0	4 0	18 0	5 0	0 0	27 0	157 0
simple battery	49 0	306 1	138 1	0 0	493 1	16 1	47 0	20 0	0 0	83 0	576 0
stabbing another	0 0	1 0	1 0	0 0	2 0	0 0	0 0	0 0	0 0	0 0	2 0
shooting at another	0 0	1 0	1 0	0 0	2 0	0 0	2 0	0 0	0 0	2 0	4 0
wife beating	0 0	1 0	0 0	0 0	1 0	0 0	0 0	0 0	0 0	0 0	1 0
concealing a death	0 0	1 0	0 0	0 0	1 0	0 0	0 0	0 0	0 0	0 0	1 0
leave scene had inju	0 0	1 0	2 0	0 0	3 0	0 0	1 0	0 0	0 0	1 0	4 0
criminal intfer govt	1 0	3 0	0 0	0 0	4 0	0 0	0 0	0 0	0 0	0 0	4 0
reckless conduct	8 0	35 0	19 0	0 0	62 0	1 0	11 0	3 0	0 0	15 0	77 0
disorderly conduct	3 0	13 0	7 0	0 0	23 0	0 0	3 0	0 0	0 0	3 0	26 0
motor vehicle abando	0 0	1 0	1 0	0 0	2 0	0 0	0 0	1 0	0 0	1 0	3 0
larceny	1 0	4 0	2 0	0 0	7 0	0 0	2 0	1 0	0 0	3 0	10 0
receiving stolen goo	8 0	17 0	6 0	0 0	31 0	3 0	5 0	1 0	0 0	9 0	40 0
theft by taking	34 0	107 0	31 0	0 0	172 0	11 1	56 0	22 0	0 0	89 0	261 0
robbery	3 0	10 0	1 0	0 0	14 0	0 0	4 0	0 0	0 0	4 0	18 0
burglary	3 0	23 0	6 0	0 0	32 0	0 0	2 0	0 0	0 0	2 0	34 0
car breaking	0 0	1 0	0 0	0 0	1 0	0 0	0 0	0 0	0 0	0 0	1 0
alter id	0 0	2 0	0 0	0 0	2 0	0 0	0 0	0 0	0 0	0 0	2 0
cheating & swindling	0 0	0 0	1 0	0 0	1 0	0 0	0 0	0 0	0 0	0 0	1 0
bad checks	3 0	60 0	33 0	0 0	96 0	4 0	95 1	43 1	0 0	142 1	238 0
fraudulent checks	0 0	2 0	3 0	0 0	5 0	0 0	4 0	0 0	0 0	4 0	9 0
forgery	3 0	13 0	3 0	0 0	19 0	2 0	14 0	1 0	0 0	17 0	36 0
worthless checks	0 0	1 0	1 0	0 0	2 0	0 0	6 0	8 0	0 0	14 0	16 0
sale/dist of narcoti	1 0	7 0	1 0	0 0	9 0	0 0	0 0	0 0	0 0	0 0	9 0
public drunkenness	0 0	3 0	2 0	0 0	5 0	0 0	1 0	0 0	0 0	1 0	6 0
s/d dep,stim,cntrf d	0 0	3 0	0 0	0 0	3 0	0 0	0 0	0 0	0 0	0 0	3 0
poss n.t.p. whiskey	0 0	1 0	0 0	0 0	1 0	0 0	0 0	0 0	0 0	0 0	1 0

(continued)

Probationer Statistical Profile

Sample: Active & admin probationers, not in facilities  
Act probationers 10/16/2001

Requestor: Nancy Phillips, Statistician

MOST SERIOUS OFFENSE by current age & sex (CONTINUED)

MOST SERIOUS OFFENSE	Men					Women					Grand Total	%
	age 00-21	age 22-39	age 40-98	age UNKWN	Men Total	age 00-21	age 22-39	age 40-98	age UNKWN	Women Total		
sale/dist of marijuana	0	5	3	0	8	0	1	0	0	1	9	
poss of narcotics	1	3	0	0	4	0	0	1	0	1	5	
poss dep,stim,cntrf	0	2	0	0	2	0	0	0	0	0	2	
poss of l.s.d.	0	1	0	0	1	0	0	0	0	0	1	
poss of marijuana	26	75	22	0	123	3	21	10	0	34	157	
viol motor veh law	16	117	42	0	175	1	18	8	0	27	202	
d.u.i.	32	361	279	0	672	7	64	44	0	115	787	
obstr of law enf off	31	149	48	0	228	3	19	13	0	35	263	
impersonating anothe	1	12	2	0	15	0	12	0	0	12	27	
criminal trespassing	34	60	22	0	116	7	14	4	0	25	141	
illegal attm to obt	0	1	1	0	2	0	1	1	0	2	4	
criminal damage	7	7	4	0	18	1	2	1	0	4	22	
terroristic threats	1	4	5	0	10	0	1	0	0	1	11	
viol ga cntrl subst	27	82	27	0	136	6	22	12	0	40	176	
prostitution	0	0	0	0	0	0	1	0	0	1	1	
sodomy	0	0	3	0	3	0	0	0	0	0	3	
public indecency	0	10	8	0	18	0	1	0	0	1	19	
peeping tom	0	1	0	0	1	0	0	0	0	0	1	
molesting a minor	0	0	3	0	3	0	0	0	0	0	3	
attempted rape	0	1	0	0	1	0	0	0	0	0	1	
sexual battery	8	14	15	0	37	0	2	0	0	2	39	
escape	1	6	0	0	7	0	0	1	0	1	8	
cpwl & concealed wea	7	24	6	0	37	1	2	0	0	3	40	
shoplifting	14	19	10	0	43	17	39	13	0	69	112	
viol game & fish law	2	1	1	0	4	0	0	0	0	0	4	
pointing gun at anot	3	7	6	0	16	0	1	0	0	1	17	
carry dly weapons pu	3	2	0	0	5	0	1	0	0	1	6	
criminal attempt	1	1	2	0	4	0	1	1	0	2	6	
other misdemeanor	13	75	43	0	131	2	23	20	0	45	176	
riot	1	0	0	0	1	0	0	0	0	0	1	
inciting to riot	1	0	0	0	1	0	0	0	0	0	1	
fighting in public pl	4	3	1	0	8	1	3	1	0	5	13	
off agnst pub hlth/m	0	3	6	0	9	0	0	0	0	0	9	
gambling & related o	0	1	2	0	3	0	1	0	0	1	4	
sale/dist mat hrml	0	1	0	0	1	0	0	0	0	0	1	

(continued)



Probationer Statistical Profile

Sample: Active & admin probationers, not in facilities  
Act probationers 10/16/2001

Requestor: Nancy Phillips, Statistician

MOST SERIOUS OFFENSE by current age & sex (CONTINUED)

MOST SERIOUS OFFENSE	M e n					W o m e n					Grand Total	%
	age 00-21	age 22-39	age 40-98	age UNKWN	Men Total	age 00-21	age 22-39	age 40-98	age UNKWN	Women Total		
involuntary manslaughter	2	0	2	0	4	0	1	1	0	2	6	
interference with custody	1	1	3	0	5	0	0	0	0	0	5	
theft by deception <	1	3	4	0	8	2	4	4	0	10	18	
theft/lost/property<	2	5	1	0	8	0	0	0	0	0	8	
theft of services <	0	2	1	0	3	0	1	0	0	1	4	
theft by conversion	0	5	4	0	9	0	6	2	0	8	17	
theft motor vehicle,	0	4	0	0	4	0	0	0	0	0	4	
conversn leasd prop	0	0	0	0	0	0	1	0	0	1	1	
entrng mot veh crim	1	5	0	0	6	0	1	2	0	3	9	
violtn forgery&fraud	0	1	2	0	3	0	1	0	0	1	4	
trnsatns drug rel ob	0	0	1	0	1	0	0	0	0	0	1	
tpos/use drug rel ob	0	1	1	0	2	0	1	1	0	2	4	
obtn/attmpt drugs il	0	2	2	0	4	0	5	3	0	8	12	
viol dangerous drugs	0	1	0	0	1	0	0	0	0	0	1	
mfg/dist imitate con	0	4	0	0	4	0	1	1	0	2	6	
misc. abuse govt off	1	1	0	0	2	0	1	1	0	2	4	
misc. escape & other	0	2	0	0	2	0	0	0	0	0	2	
misc. offns relt jud	0	1	0	0	1	0	0	0	0	0	1	
misc. obstruction of	1	0	1	0	2	0	0	0	0	0	2	
misc. sexual offense	3	2	3	0	8	0	0	0	0	0	8	
pandering	0	0	1	0	1	0	0	0	0	0	1	
providing sex mat mi	0	1	0	0	1	0	0	0	0	0	1	
exhibit sex shows mi	0	0	1	0	1	0	0	0	0	0	1	
dng instrmtalties &	0	1	1	0	2	0	0	0	0	0	2	
vio prvsns/regs alco	0	0	2	0	2	0	0	0	0	0	2	
furnish liquor to mi	0	1	2	0	3	0	0	0	0	0	3	
poss alc bev by juve	4	1	1	0	6	0	0	0	0	0	6	
veh homicide tit 40	1	1	2	0	4	0	0	0	0	0	4	
viol motor veh licen	0	0	0	0	0	1	0	0	0	1	1	
conspiracy commit mis	0	1	0	0	1	0	0	0	0	0	1	
misc misdemeanor	9	56	21	0	86	5	25	11	0	41	127	
misc. invasion of pr	0	1	0	0	1	0	0	0	0	0	1	
violation othr state	1	3	4	0	8	1	2	2	0	5	13	

(continued)

Probationer Statistical Profile

Sample: Active & admin probationers, not in facilities  
Act probationers 10/16/2001

Requestor: Nancy Phillips, Statistician

MOST SERIOUS OFFENSE by current age & sex (CONTINUED)

MOST SERIOUS OFFENSE	Men					Women					Grand Total %
	age 00-21 %	age 22-39 %	age 40-98 %	age UNKWN %	Men Total %	age 00-21 %	age 22-39 %	age 40-98 %	age UNKWN %	Women Total %	
FELONIES											
MISC. HOMICIDE OFFEN	0 0	5 0	1 0	0 0	6 0	0 0	0 0	0 0	0 0	0 0	6 0
MURDER	0 0	4 0	6 0	0 0	10 0	0 0	5 0	1 0	0 0	6 0	16 0
VOLUNTARY MANSLAUGHT	1 0	74 0	95 0	0 0	170 0	0 0	35 0	43 1	0 0	78 0	248 0
INVOLUNTARY MANSLAUG	9 0	43 0	30 0	0 0	82 0	2 0	23 0	6 0	0 0	31 0	113 0
FETICIDE	0 0	1 0	0 0	0 0	1 0	0 0	1 0	0 0	0 0	1 0	2 0
VEHICULAR HOMICIDE	8 0	183 0	101 0	0 0	292 0	3 0	39 0	23 0	0 0	65 0	357 0
HOMICIDE BY PILOT,DU	0 0	2 0	1 0	0 0	3 0	0 0	0 0	1 0	0 0	1 0	4 0
CONCEAL DEATH OF ANO	0 0	1 0	0 0	0 0	1 0	0 0	0 0	0 0	0 0	0 0	1 0
CRIMINAL ATTEMPT MUR	2 0	10 0	12 0	0 0	24 0	0 0	1 0	7 0	0 0	8 0	32 0
CRIMINAL ABORTION	0 0	5 0	1 0	0 0	6 0	0 0	2 0	0 0	0 0	2 0	8 0
MISC. ASSAULT/BATTER	6 0	62 0	28 0	0 0	96 0	0 0	3 0	4 0	0 0	7 0	103 0
FAMILY VIOLENCE BATT	0 0	1 0	0 0	0 0	1 0	0 0	0 0	0 0	0 0	0 0	1 0
AGGRAVATED ASSAULT	431 4	3459 6	2141 8	0 0	6031 7	115 5	829 5	380 5	0 0	1324 5	7355 6
CRMNL ATTEMPT AGG AS	2 0	23 0	19 0	0 0	44 0	2 0	10 0	1 0	0 0	13 0	57 0
AGGRAVATED BATTERY	43 0	410 1	219 1	0 0	672 1	6 0	41 0	20 0	0 0	67 0	739 1
TERRORIST THREATS &	142 1	724 1	466 2	0 0	1332 1	16 1	88 1	41 1	0 0	145 1	1477 1
FALSE IMPRISONMENT	14 0	191 0	74 0	0 0	279 0	1 0	9 0	3 0	0 0	13 0	292 0
FAL IMPR UDR CLR LEG	0 0	1 0	2 0	0 0	3 0	0 0	1 0	0 0	0 0	1 0	4 0
KIDNAPPING	3 0	92 0	41 0	0 0	136 0	0 0	3 0	2 0	0 0	5 0	141 0
INTERFERENCE WITH CU	6 0	21 0	9 0	0 0	36 0	2 0	8 0	5 0	0 0	15 0	51 0
AGG ASSLT ON POLICE	14 0	111 0	87 0	0 0	212 0	1 0	14 0	11 0	0 0	26 0	238 0
AGG BATRY PEACE OFFI	1 0	7 0	0 0	0 0	8 0	0 0	2 0	0 0	0 0	2 0	10 0
SIMPLE BATTERY	0 0	25 0	18 0	0 0	43 0	0 0	4 0	0 0	0 0	4 0	47 0
RECK COND	0 0	7 0	1 0	0 0	8 0	0 0	5 0	0 0	0 0	5 0	13 0
STALKING	2 0	14 0	19 0	0 0	35 0	1 0	0 0	0 0	0 0	1 0	36 0
AGGRAVATED STALKING	18 0	361 1	247 1	0 0	626 1	2 0	18 0	16 0	0 0	36 0	662 1
CRIMINAL ATTEMPT KID	0 0	3 0	4 0	0 0	7 0	0 0	0 0	0 0	0 0	0 0	7 0
ARSON MISC	2 0	15 0	9 0	0 0	26 0	0 0	2 0	5 0	0 0	7 0	33 0
ARSON 1ST DEGREE	27 0	230 0	150 1	0 0	407 0	3 0	70 0	55 1	0 0	128 1	535 0
ARSON 2ND DEGREE	9 0	63 0	22 0	0 0	94 0	0 0	18 0	6 0	0 0	24 0	118 0
ARSON 3RD DEGREE	5 0	11 0	4 0	0 0	20 0	1 0	8 0	1 0	0 0	10 0	30 0

(continued)

Probationer Statistical Profile

Sample: Active & admin probationers, not in facilities  
Act probationers 10/16/2001

Requestor: Nancy Phillips, Statistician

MOST SERIOUS OFFENSE by current age & sex (CONTINUED)

MOST SERIOUS OFFENSE	Men					Women					Grand Total	%
	age 00-21	age 22-39	age 40-98	UNKWN	Total	age 00-21	age 22-39	age 40-98	UNKWN	Total		
CRIMINAL POSS EXPLOS	1	8	2	0	11	0	3	0	0	3	14	
CRIMINAL POSS INCEND	1	4	0	0	5	0	0	0	0	0	5	
MISC. CRIMINAL DAMAG	5	11	6	0	22	0	3	0	0	3	25	
CRIM. DAMAGE 1ST DEG	48	176	58	0	282	6	29	7	0	42	324	
CRIM. DAMAGE 2ND DEG	150	429	151	0	730	39	99	32	0	170	900	
DAMAGE,DESTROY SECR	4	15	9	0	28	1	3	4	0	8	36	
VANDALISM TO CHURCH	2	8	0	0	10	0	1	1	0	2	12	
ALTER I.D.	23	35	11	0	69	0	1	2	0	3	72	
BURGLARY	1590	5683	1473	0	8746	119	581	147	0	847	9593	
POSS BURGLAR TOOLS	54	87	26	0	167	0	10	1	0	11	178	
CRMNL ATMPT COMMIT B	41	73	23	0	137	5	4	2	0	11	148	
MISC. FORGERY	1	16	4	0	21	2	13	7	0	22	43	
FORGERY 1ST DEGREE	421	3204	1425	0	5050	327	2916	1066	0	4309	9359	
FORGERY 2ND DEGREE	30	167	46	0	243	12	69	15	0	96	339	
BAD CHECKS	6	173	172	0	351	15	158	93	0	266	617	
ILLEGAL USE-CREDIT C	5	8	4	0	17	1	10	1	0	12	29	
THEFT CREDIT CARD	26	90	23	0	139	21	83	17	0	121	260	
FORGERY CREDIT CARD	9	34	2	0	45	11	42	5	0	58	103	
FRAUDULENT CREDIT CA	75	298	58	0	431	88	370	66	0	524	955	
CRMNL POSS CREDIT CA	1	3	1	0	5	0	2	0	0	2	7	
RECV GDS,SRVS FRAUD	2	15	9	0	26	0	25	17	0	42	68	
TELECOMMUNICATIONS F	1	19	9	0	29	0	10	2	0	12	41	
CRMNL ATMPT COMMIT F	0	5	0	0	5	0	2	3	0	5	10	
FAILR PAY NATRL PRD//	0	1	4	0	5	0	0	1	0	1	6	
FRADLNT ACCSSNG COMP	5	29	3	0	37	5	32	2	0	39	76	
MISC. FRAUD	5	88	67	0	160	8	89	48	0	145	305	
THEFT BY TAKING	756	3370	1481	0	5607	270	1805	729	0	2804	8411	
THEFT BY DECEPTION	8	196	171	0	375	16	142	60	0	218	593	
THEFT BY EXTORTION	1	14	5	0	20	1	5	2	0	8	28	
THEFT OF LOST PROPER	2	11	7	0	20	1	5	2	0	8	28	
THEFT BY REC STOLEN	730	2051	573	0	3354	61	266	74	0	401	3755	
THEFT OF SERVICES	2	44	26	0	72	0	25	12	0	37	109	
THEFT BY CONVERSION	9	227	204	0	440	6	129	68	0	203	643	
THEFT OF TRADE SECRE	0	1	3	0	4	0	1	0	0	1	5	
CONVSN PAYMNTS REAL	0	10	16	0	26	0	0	0	0	0	26	

(continued)

Probationer Statistical Profile

Sample: Active & admin probationers, not in facilities  
Act probationers 10/16/2001

Requestor: Nancy Phillips, Statistician

MOST SERIOUS OFFENSE by current age & sex (CONTINUED)

MOST SERIOUS OFFENSE	Men					Women					Grand Total	%									
	age 00-21	age 22-39	age 40-98	age UNKWN	Men Total	age 00-21	age 22-39	age 40-98	age UNKWN	Women Total											
THEFT OF MOTOR VEH,	166	2	459	1	150	1	0	0	775	1	22	1	57	0	16	0	0	95	0	870	1
THEFT OF LEASED PERS	0	0	2	0	1	0	0	0	3	0	1	0	2	0	0	0	0	3	0	6	0
THEFT BRING PROP IN	17	0	57	0	17	0	0	0	91	0	3	0	6	0	2	0	0	11	0	102	0
THEFT RECV PROP OUT	2	0	18	0	1	0	0	0	21	0	0	0	3	0	1	0	0	4	0	25	0
LIVESTOCK THEFT	2	0	6	0	3	0	0	0	11	0	0	0	3	0	0	0	0	3	0	14	0
THEFT BY SHOPLIFTING	162	2	692	1	405	2	0	0	1259	1	274	13	1193	7	405	6	0	1872	7	3131	3
ENTERING VEHICLE	458	4	639	1	99	0	0	0	1196	1	16	1	41	0	6	0	0	63	0	1259	1
STEAL ALTER PUBLIC D	0	0	1	0	0	0	0	0	1	0	0	0	0	0	1	0	0	1	0	2	0
ROBBERY	294	3	1217	2	288	1	0	0	1799	2	37	2	127	1	38	1	0	202	1	2001	2
ARMED ROBBERY	31	0	452	1	172	1	0	0	655	1	2	0	41	0	11	0	0	54	0	709	1
HIJACKING MOTOR VEHI	1	0	5	0	0	0	0	0	6	0	1	0	0	0	0	0	0	1	0	7	0
CRIMINAL ATTEMPT ROB	20	0	63	0	20	0	0	0	103	0	2	0	6	0	1	0	0	9	0	112	0
CRMNL ATMPT ARMED RO	10	0	45	0	6	0	0	0	61	0	0	0	2	0	0	0	0	2	0	63	0
MISC. SEXUAL	2	0	28	0	26	0	0	0	56	0	0	0	3	0	0	0	0	3	0	59	0
RAPE	9	0	143	0	101	0	0	0	253	0	0	0	0	0	0	0	0	0	0	253	0
SODOMY	7	0	32	0	48	0	0	0	87	0	1	0	1	0	1	0	0	3	0	90	0
AGGRAVATED SODOMY	6	0	46	0	81	0	0	0	133	0	0	0	0	0	0	0	0	0	0	133	0
BESTIALITY	0	0	0	0	1	0	0	0	1	0	0	0	0	0	0	0	0	0	0	1	0
SEDUCTION	0	0	1	0	1	0	0	0	2	0	0	0	0	0	1	0	0	1	0	3	0
INCEST	3	0	19	0	86	0	0	0	108	0	0	0	3	0	6	0	0	9	0	117	0
BIGAMY	0	0	3	0	4	0	0	0	7	0	0	0	2	0	0	0	0	2	0	9	0
MARRY A BIGAMIST	0	0	0	0	0	0	0	0	0	0	0	0	1	0	0	0	0	1	0	1	0
AGGRAVATED SEXUAL BA	3	0	22	0	25	0	0	0	50	0	0	0	1	0	1	0	0	2	0	52	0
PANDERING BY COMPULS	0	0	1	0	1	0	0	0	2	0	0	0	0	0	0	0	0	0	0	2	0
STATUTORY RAPE	242	2	733	1	56	0	0	0	1031	1	4	0	19	0	3	0	0	26	0	1057	1
CHILD MOLESTATION	143	1	932	2	1360	5	0	0	2435	3	8	0	53	0	23	0	0	84	0	2519	2
ENTICING CHILD-INDEC	16	0	93	0	84	0	0	0	193	0	1	0	11	0	3	0	0	15	0	208	0
AGGRAV. CHILD MOLEST	14	0	109	0	166	1	0	0	289	0	1	0	4	0	2	0	0	7	0	296	0
NECROPHILIA	0	0	1	0	0	0	0	0	1	0	0	0	0	0	1	0	0	1	0	2	0
SEXL/ASLT/AGN/PERS/	1	0	20	0	10	0	0	0	31	0	0	0	2	0	0	0	0	2	0	33	0
SEXUAL ASLT BY THERA	0	0	1	0	0	0	0	0	1	0	0	0	0	0	0	0	0	0	0	1	0
SOLICIT SODOMY FROM	0	0	4	0	5	0	0	0	9	0	0	0	1	0	0	0	0	1	0	10	0
CRIMINAL ATTPPT RAPE	2	0	31	0	15	0	0	0	48	0	0	0	0	0	0	0	0	0	0	48	0
CRIMINAL ATTPPT SODOM	0	0	0	0	2	0	0	0	2	0	0	0	0	0	0	0	0	0	0	2	0
CRIMINAL ATTPPT AGG S	0	0	3	0	1	0	0	0	4	0	0	0	0	0	0	0	0	0	0	4	0

(continued)

Probationer Statistical Profile

Sample: Active & admin probationers, not in facilities  
Act probationers 10/16/2001

Requestor: Nancy Phillips, Statistician

MOST SERIOUS OFFENSE by current age & sex (CONTINUED)

MOST SERIOUS OFFENSE	Men					Women					Grand Total	%
	age 00-21	age 22-39	age 40-98	age UNKWN	Men Total	age 00-21	age 22-39	age 40-98	age UNKWN	Women Total		
MISC. OBSCENITY	1	1	3	0	5	0	0	0	0	0	5	0
DISTRIBUTING OBSCENE	0	2	1	0	3	0	0	0	0	0	3	0
DISTR MAT DEPICT NUD	0	2	1	0	3	0	0	0	0	0	3	0
MISC. PUBLIC ORDER	0	4	2	0	6	0	0	1	0	1	7	0
TREASON	0	0	0	0	0	0	1	0	0	1	1	0
INCITING TO INSURREC	1	1	0	0	2	0	1	0	0	1	3	0
ADVOC.OVERTHROW OF G	0	0	1	0	1	0	0	0	0	0	1	0
FALSE SWEARNG WRITTN	7	26	13	0	46	4	12	3	0	19	65	0
ABUSE OF GOVT OFFICE	0	0	1	0	1	0	0	0	0	0	1	0
BRIBERY GOVT OFFICER	1	9	15	0	25	0	4	2	0	6	31	0
VIOLATE OATH PUBLIC	0	3	1	0	4	0	2	1	0	3	7	0
INFLUENCE LEGISLATIV	0	0	1	0	1	0	0	0	0	0	1	0
INFLUENCE GOVT OFFIC	0	2	0	0	2	0	0	0	0	0	2	0
GOVT OFFCL SELL TO G	0	0	1	0	1	0	0	0	0	0	1	0
DEFRAUDING STATE	0	19	30	0	49	0	183	121	0	304	353	0
CONSPIRE RESTRAIN FR	0	1	0	0	1	0	1	0	0	1	2	0
FALSE CERTIFICATES	0	4	4	0	8	0	4	0	0	4	12	0
INFLUENCING WITNESS	2	9	6	0	17	0	6	1	0	7	24	0
OBSTR OF LAW ENF OFF	183	1273	437	0	1893	38	221	102	0	361	2254	2
MISC JUDICIAL PROCEE	0	1	2	0	3	1	1	0	0	2	5	0
PERJURY	1	12	13	0	26	1	11	3	0	15	41	0
FALSE SWEARING	2	14	8	0	24	2	14	7	0	23	47	0
SUBORNATION OF PERJU	0	0	1	0	1	0	0	1	0	1	2	0
IMPERSONATION	1	12	1	0	14	2	5	2	0	9	23	0
IMPERSONATING OFFICE	3	34	16	0	53	0	2	0	0	2	55	0
BARRATRY	0	5	1	0	6	0	0	0	0	0	6	0
EMBRACERY	0	0	1	0	1	0	2	0	0	2	3	0
FALSE STATEMENTS GOV	13	76	43	0	132	11	59	22	0	92	224	0
UNAUTH REPRESTN PEAC	0	0	1	0	1	0	0	0	0	0	1	0
IMPRSNTNG ANTHR RBAL	0	1	0	0	1	0	2	1	0	3	4	0
ESCAPE	11	132	57	0	200	0	18	6	0	24	224	0
AIDING ESCAPE	0	4	0	0	4	0	10	4	0	14	18	0
HINDERING APPREH OR	18	65	18	0	101	5	43	28	0	76	177	0
COMPOUNDING A CRIME	1	1	0	0	2	0	3	0	0	3	5	0
BAIL JUMPING	0	19	8	0	27	0	1	1	0	2	29	0

(continued)

Probationer Statistical Profile

Sample: Active & admin probationers, not in facilities  
Act probationers 10/16/2001

Requestor: Nancy Phillips, Statistician

MOST SERIOUS OFFENSE by current age & sex (CONTINUED)

MOST SERIOUS OFFENSE	Men					Women					Grand Total	%
	age 00-21	age 22-39	age 40-98	age UNKWN	Men Total	age 00-21	age 22-39	age 40-98	age UNKWN	Women Total		
CRIMINAL ATTEMPT ESC	1 0	2 0	1 0	0 0	4 0	0 0	1 0	0 0	0 0	1 0	5 0	
FALSE PUBLIC ALARM	9 0	11 0	1 0	0 0	21 0	0 0	4 0	1 0	0 0	5 0	26 0	
CRIM INTER WITH GOVT	52 1	165 0	70 0	0 0	287 0	7 0	24 0	12 0	0 0	43 0	330 0	
COMMERICAL GAMBLING	0 0	2 0	8 0	0 0	10 0	0 0	3 0	4 0	0 0	7 0	17 0	
COMMUNICATING GAMBL	0 0	2 0	5 0	0 0	7 0	0 0	0 0	0 0	0 0	0 0	7 0	
BRIBERY OF CONTESTAN	0 0	2 0	1 0	0 0	3 0	0 0	1 0	0 0	0 0	1 0	4 0	
GAMBLING ACT ON BUSI	0 0	0 0	1 0	0 0	1 0	0 0	1 0	0 0	0 0	1 0	2 0	
DOGFIGHTING	5 0	24 0	4 0	0 0	33 0	0 0	1 0	2 0	0 0	3 0	36 0	
LOTTERY VIOLATION	0 0	4 0	2 0	0 0	6 0	1 0	11 0	2 0	0 0	14 0	20 0	
BOARDING BUS W/CONCL	1 0	3 0	1 0	0 0	5 0	1 0	0 0	1 0	0 0	2 0	7 0	
CRUELTY TO CHILDREN	24 0	517 1	281 1	0 0	822 1	20 1	409 3	123 2	0 0	552 2	1374 1	
SEX EXPLOITATION CHI	1 0	16 0	25 0	0 0	42 0	2 0	3 0	1 0	0 0	6 0	48 0	
ABANDONMENT OF CHILD	0 0	31 0	31 0	0 0	62 0	0 0	3 0	2 0	0 0	5 0	67 0	
CNTRBTNG DELINQENCY	0 0	2 0	2 0	0 0	4 0	0 0	5 0	0 0	0 0	5 0	9 0	
MISC WEAPON/EXPLOSIV	12 0	19 0	6 0	0 0	37 0	1 0	1 0	0 0	0 0	2 0	39 0	
CARRY CONCEALED WEAP	21 0	87 0	27 0	0 0	135 0	0 0	6 0	0 0	0 0	6 0	141 0	
CARRY PISTL WITHOUT	3 0	4 0	1 0	0 0	8 0	0 0	0 0	1 0	0 0	1 0	9 0	
ALTER PISTL LICENSE	0 0	3 0	1 0	0 0	4 0	0 0	0 0	0 0	0 0	0 0	4 0	
POSS OF FIREARM DUR	15 0	74 0	53 0	0 0	142 0	1 0	9 0	6 0	0 0	16 0	158 0	
POSS OF CERTAIN WEAP	26 0	80 0	52 0	0 0	158 0	4 0	3 0	2 0	0 0	9 0	167 0	
POSS FIREARM CONVCT	5 0	494 1	457 2	0 0	956 1	0 0	24 0	20 0	0 0	44 0	1000 1	
CARRYING WEAPON AT S	101 1	59 0	3 0	0 0	163 0	15 1	3 0	2 0	0 0	20 0	183 0	
GUARD LINE WITH WEAP	1 0	1 0	1 0	0 0	3 0	0 0	0 0	1 0	0 0	1 0	4 0	
POSS WEAPON BY PRISO	1 0	5 0	1 0	0 0	7 0	0 0	0 0	0 0	0 0	0 0	7 0	
MISUSE FIREARM HUNTI	0 0	3 0	1 0	0 0	4 0	0 0	0 0	0 0	0 0	0 0	4 0	
CRUELTY TO ANIMALS	1 0	1 0	0 0	0 0	2 0	0 0	0 0	0 0	0 0	0 0	2 0	
MISC INVASION OF PRI	0 0	1 0	1 0	0 0	2 0	0 0	1 0	1 0	0 0	2 0	4 0	
EAVESDROP & SURVEILL	0 0	7 0	7 0	0 0	14 0	0 0	0 0	1 0	0 0	1 0	15 0	
PEEPING TOM	6 0	80 0	36 0	0 0	122 0	0 0	1 0	0 0	0 0	1 0	123 0	
P/S/D OF EAVESDROP D	0 0	2 0	0 0	0 0	2 0	0 0	0 0	0 0	0 0	0 0	2 0	
RACKETEERING	0 0	6 0	20 0	0 0	26 0	0 0	4 0	4 0	0 0	8 0	34 0	
S/D NARCOTICS, OPIAT	33 0	353 1	188 1	0 0	574 1	1 0	65 0	47 1	0 0	113 0	687 1	
S/D DEP, STIM, CNTRF D	36 0	217 0	119 0	0 0	372 0	5 0	42 0	28 0	0 0	75 0	447 0	
SALE-DIST OF LSD	9 0	22 0	3 0	0 0	34 0	1 0	0 0	1 0	0 0	2 0	36 0	
SALE/DIST OF MARIJUA	303 3	1410 3	417 2	0 0	2130 2	24 1	217 1	98 1	0 0	339 1	2469 2	

(continued)

Probationer Statistical Profile

Sample: Active & admin probationers, not in facilities  
Act probationers 10/16/2001

Requestor: Nancy Phillips, Statistician

MOST SERIOUS OFFENSE by current age & sex (CONTINUED)

MOST SERIOUS OFFENSE	Men					Women					Grand Total	%									
	age 00-21	age 22-39	age 40-98	age UNKWN	Men Total	age 00-21	age 22-39	age 40-98	age UNKWN	Women Total											
S/D OF ALCOHOLIC IN	0	0	1	0	3	0	0	4	0	0	0	1	0	5	0						
POSS NARCOTICS, OPIA	67	1	507	1	322	0	0	896	1	11	1	147	1	88	1	246	1	1142	1		
POSS DEP, STIM, CNTRF	42	0	491	1	249	1	0	782	1	12	1	191	1	82	1	0	0	285	1	1067	1
POSS OF L.S.D.	25	0	82	0	4	0	0	111	0	2	0	7	0	2	0	0	0	11	0	122	0
POSS OF MARIJUANA	288	3	1294	2	401	1	0	1983	2	38	2	221	1	114	2	0	0	373	1	2356	2
ILLEGAL POSS/MANF LI	1	0	6	0	6	0	0	13	0	0	0	0	0	0	0	0	0	0	0	13	0
ILLEGAL ATTM TO OBT	3	0	59	0	40	0	0	102	0	4	0	101	1	79	1	0	0	184	1	286	0
VIOLATE GA CNTRL SBS	1379	13	9647	17	4384	16	0	15410	17	189	9	2335	15	1238	18	0	0	3762	15	19172	16
VIOLATE DNGROUS DRGS	14	0	57	0	20	0	0	91	0	4	0	26	0	13	0	0	0	43	0	134	0
UNLWFL MFG/DEL/DIST	3	0	53	0	36	0	0	92	0	0	0	7	0	5	0	0	0	12	0	104	0
FURNISH LIQUOR TO MI	0	0	1	0	0	0	0	1	0	0	0	0	0	0	0	0	0	0	0	1	0
POSS DRUG RELATED MA	4	0	21	0	14	0	0	39	0	0	0	16	0	6	0	0	0	22	0	61	0
SALE/DIST CONT SUB P	19	0	54	0	13	0	0	86	0	0	0	11	0	8	0	0	0	19	0	105	0
SALE/DIST CONT SUB S	11	0	36	0	7	0	0	54	0	0	0	7	0	0	0	0	0	7	0	61	0
SALE/DISTRIBUTION CO	306	3	1927	3	680	3	0	2913	3	23	1	297	2	167	2	0	0	487	2	3400	3
POSSESSION OF COCAIN	634	6	3912	7	1957	7	0	6503	7	71	3	875	5	479	7	0	0	1425	6	7928	7
CRMNL ATPT VIOL SUBS	20	0	217	0	175	1	0	412	0	8	0	86	1	74	1	0	0	168	1	580	0
MISC. DRUGS TRAFFICK	2	0	40	0	24	0	0	66	0	0	0	13	0	5	0	0	0	18	0	84	0
COCAINE LESS 200 GRA	6	0	220	0	147	1	0	373	0	2	0	44	0	42	1	0	0	88	0	461	0
COCAINE 201-400 GRAM	2	0	27	0	26	0	0	55	0	0	0	5	0	3	0	0	0	8	0	63	0
COCAINE 401 OR MORE	0	0	4	0	10	0	0	14	0	0	0	1	0	2	0	0	0	3	0	17	0
NARCOTICS LESS 14 GR	0	0	1	0	2	0	0	3	0	1	0	0	0	0	0	0	0	1	0	4	0
NARCOTICS 15-28 GRAM	2	0	4	0	0	0	0	6	0	0	0	1	0	1	0	0	0	2	0	8	0
NARCOTICS 29 MORE GR	0	0	2	0	1	0	0	3	0	0	0	0	0	1	0	0	0	1	0	4	0
MARIJUANA 101-2000 P	2	0	13	0	25	0	0	40	0	1	0	4	0	4	0	0	0	9	0	49	0
MARIJUANA 2001-10000	0	0	4	0	0	0	0	4	0	0	0	1	0	0	0	0	0	1	0	5	0
MARIJUANA 10001 LBS	1	0	2	0	3	0	0	6	0	0	0	0	0	0	0	0	0	0	0	6	0
TRFFKNG METHAQUALONE	0	0	3	0	4	0	0	7	0	1	0	1	0	1	0	0	0	3	0	10	0
TRFFKNG MTHAQUALONE>	0	0	2	0	3	0	0	5	0	0	0	1	0	0	0	0	0	1	0	6	0
AMPHETAMINE 28-199 G	0	0	11	0	6	0	0	17	0	0	0	3	0	3	0	0	0	6	0	23	0
AMPHETAMINE 200-399	0	0	2	0	4	0	0	6	0	0	0	0	0	1	0	0	0	1	0	7	0
AMPHETAMINE 400+ GRA	0	0	0	0	0	0	0	0	0	0	0	1	0	0	0	0	0	1	0	1	0
TRANSACTIONS DRUG OB	1	0	1	0	0	0	0	2	0	0	0	1	0	0	0	0	0	1	0	3	0
TRANSACTIONS CNTRET	1	0	2	0	0	0	0	3	0	0	0	1	0	1	0	0	0	2	0	5	0
USE COMM FACLTY VIO	2	0	7	0	6	0	0	15	0	0	0	1	0	2	0	0	0	3	0	18	0

(continued)

Probationer Statistical Profile

Sample: Active & admin probationers, not in facilities  
Act probationers 10/16/2001

Requestor: Nancy Phillips, Statistician

MOST SERIOUS OFFENSE by current age & sex (CONTINUED)

MOST SERIOUS OFFENSE	M e n					W o m e n					Grand Total %
	age 00-21	age 22-39	age 40-98	age UNKWN	Men % Total	age 00-21	age 22-39	age 40-98	age UNKWN	Women % Total	
ATT/CONSPRCY COMMT C	2 0	34 0	15 0	0 0	51 0	3 0	16 0	13 0	0 0	32 0	83 0
UNATHZD DIST CONTRLL	1 0	4 0	5 0	0 0	10 0	0 0	1 0	2 0	0 0	3 0	13 0
ILLGL DIST CONTRLLD	0 0	8 0	6 0	0 0	14 0	0 0	3 0	0 0	0 0	3 0	17 0
VIOL MOTOR VEHICLE L	10 0	144 0	109 0	0 0	263 0	1 0	28 0	16 0	0 0	45 0	308 0
ALTER CAR TITLE	0 0	1 0	5 0	0 0	6 0	0 0	0 0	0 0	0 0	0 0	6 0
DRVNG HABTL VIOLATOR	0 0	1326 2	1584 6	0 0	2910 3	1 0	104 1	118 2	0 0	223 1	3133 3
HABIT TRAF VOIL/IMPFA	1 0	198 0	205 1	0 0	404 0	0 0	17 0	31 0	0 0	48 0	452 0
HABIT TRAF VIOL/OTHE	2 0	217 0	176 1	0 0	395 0	0 0	14 0	16 0	0 0	30 0	425 0
DSTL ALCOHOL BEVERAG	0 0	0 0	4 0	0 0	4 0	0 0	0 0	1 0	0 0	1 0	5 0
POSS UNAUTHORIZED ST	0 0	0 0	0 0	0 0	0 0	0 0	1 0	0 0	0 0	1 0	1 0
POSS CONTRABAND ARTI	1 0	3 0	1 0	0 0	5 0	0 0	2 0	0 0	0 0	2 0	7 0
TRNSPRT CONTRABAND A	0 0	1 0	0 0	0 0	1 0	0 0	0 0	1 0	0 0	1 0	2 0
MISC. MRALS/PBLIC H/	1 0	5 0	7 0	0 0	13 0	0 0	1 0	1 0	0 0	2 0	15 0
VIOLATN GAME AND FIS	0 0	1 0	0 0	0 0	1 0	0 0	0 0	0 0	0 0	0 0	1 0
MISC CORRECTIONL INS	5 0	7 0	3 0	0 0	15 0	0 0	6 0	1 0	0 0	7 0	22 0
VIOLATION OTHR STATE	44 0	195 0	84 0	0 0	323 0	12 1	80 0	32 0	0 0	124 0	447 0
CONSPIRACY	15 0	44 0	13 0	0 0	72 0	3 0	33 0	7 0	0 0	43 0	115 0
CRIMINAL ATTEMPT	46 0	194 0	121 0	0 0	361 0	9 0	60 0	40 1	0 0	109 0	470 0
AIRCRAFT HIJACKING	0 0	2 0	0 0	0 0	2 0	0 0	0 0	0 0	0 0	0 0	2 0
UNAUTH DIST RECRD DE	85 1	642 1	340 1	0 0	1067 1	14 1	165 1	75 1	0 0	254 1	1321 1
NONPYMT AGR NVL STOR	153 1	1380 2	764 3	0 0	2297 2	32 2	346 2	150 2	0 0	528 2	2825 2
CRIMINAL SOLICITATIO	765 7	4670 8	2243 8	0 0	7678 8	95 5	904 6	486 7	0 0	1485 6	9163 8
PARTY TO A CRIME	124 1	471 1	221 1	0 0	816 1	17 1	140 1	66 1	0 0	223 1	1039 1
CRIMINAL TRESPASSING	414 4	1750 3	849 3	0 0	3013 3	113 5	590 4	269 4	0 0	972 4	3985 3
HIRE JUVENILE SELL D	213 2	799 1	376 1	0 0	1388 1	44 2	213 1	116 2	0 0	373 1	1761 1
GANG PARTICIPATION	262 3	1254 2	596 2	0 0	2112 2	33 2	332 2	139 2	0 0	504 2	2616 2
Total reported	12661	68067	32966	0	113694	2536	19250	8579	0	30365	144059
Percent Reported	118.8	119.1	119.4		119.2	115.7	116.1	117.7		116.5	118.6
NOT REPORTED	335	1701	835	0	2871	87	559	252	0	898	3769
Total	10656	57157	27606	0	95419	2191	16575	7291	0	26057	121476



Probationer Statistical Profile

Sample: Active & admin probationers, not in facilities  
Act probationers 10/16/2001

Requestor: Nancy Phillips, Statistician

MOST SERIOUS CRIME TYPE by current age & sex

CRIME TYPE	M e n					W o m e n					Grand Total %
	age  00-21	age % 22-39	age % 40-98	age % UNKWN	Men % Total	age  00-21	age % 22-39	age % 40-98	age % UNKWN	Women % Total	
VIOL/PERSN	1163 11	8584 15	4624 17	0 0	14371 15	235 11	1809 11	767 11	0 0	2811 11	17182 14
NVIOL/PERS	138 1	243 0	178 1	0 0	559 1	18 1	34 0	17 0	0 0	69 0	628 1
PROPERTY	4982 47	19204 34	7155 26	0 0	31341 33	1384 63	8799 53	3221 44	0 0	13404 51	44745 37
DRUG SALES	743 7	4482 8	1755 6	0 0	6980 7	62 3	746 5	436 6	0 0	1244 5	8224 7
DRUG POSSN	2530 24	16455 29	7619 28	0 0	26604 28	348 16	4055 24	2203 30	0 0	6606 25	33210 27
ALCOHOL	5 0	14 0	20 0	0 0	39 0	0 0	1 0	2 0	0 0	3 0	42 0
HABIT/DUI	45 0	2246 4	2353 9	0 0	4644 5	9 0	227 1	225 3	0 0	461 2	5105 4
SEX OFFEND	460 4	2252 4	2119 8	0 0	4831 5	17 1	104 1	42 1	0 0	163 1	4994 4
OTHER	590 6	3677 6	1783 6	0 0	6050 6	118 5	800 5	378 5	0 0	1296 5	7346 6
Total reported	10656	57157	27606	0	95419	2191	16575	7291	0	26057	121476
Percent Reported	100.0	100.0	100.0		100.0	100.0	100.0	100.0		100.0	100.0
NOT REPORTED	0	0	0	0	0	0	0	0	0	0	0
Total	10656	57157	27606	0	95419	2191	16575	7291	0	26057	121476