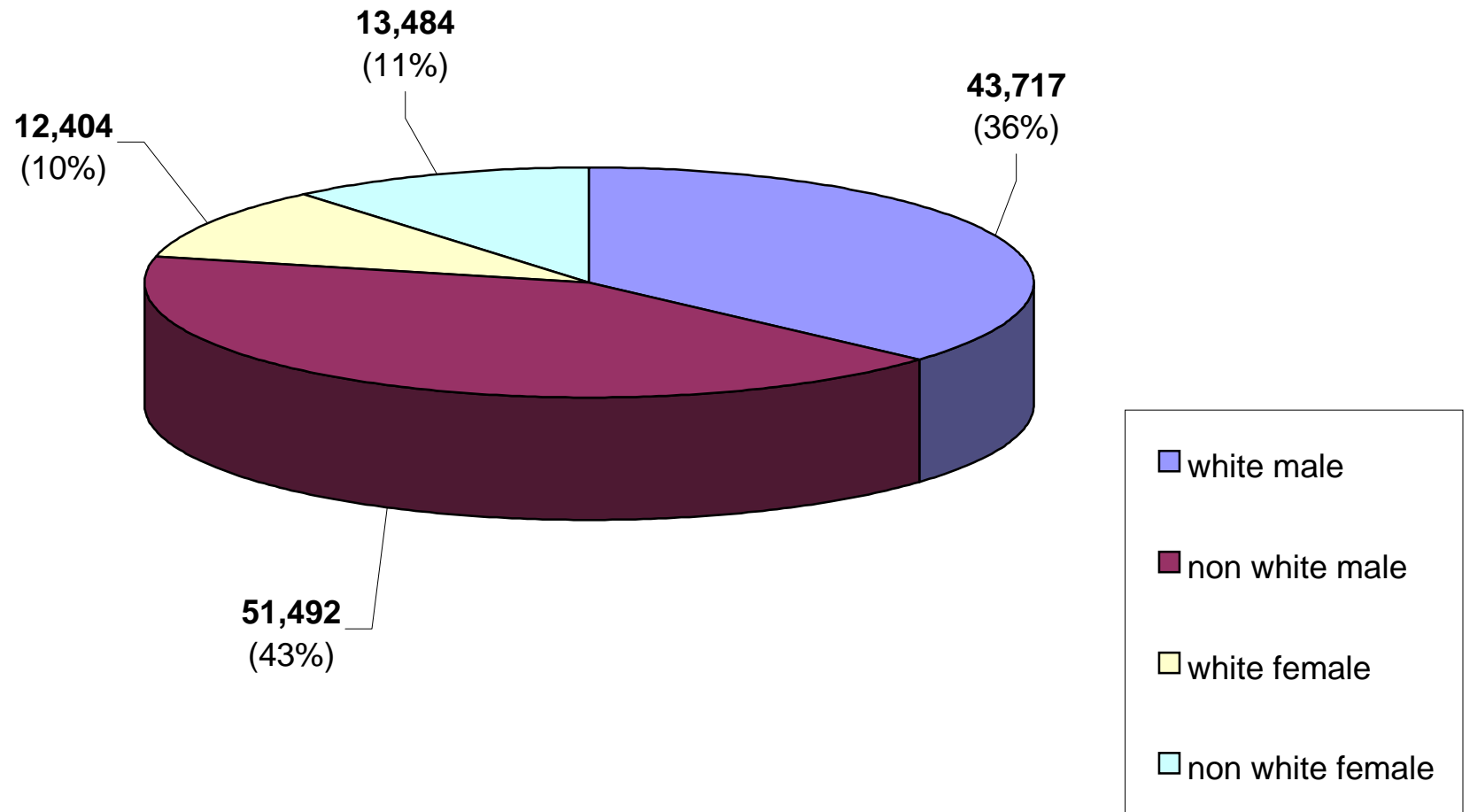
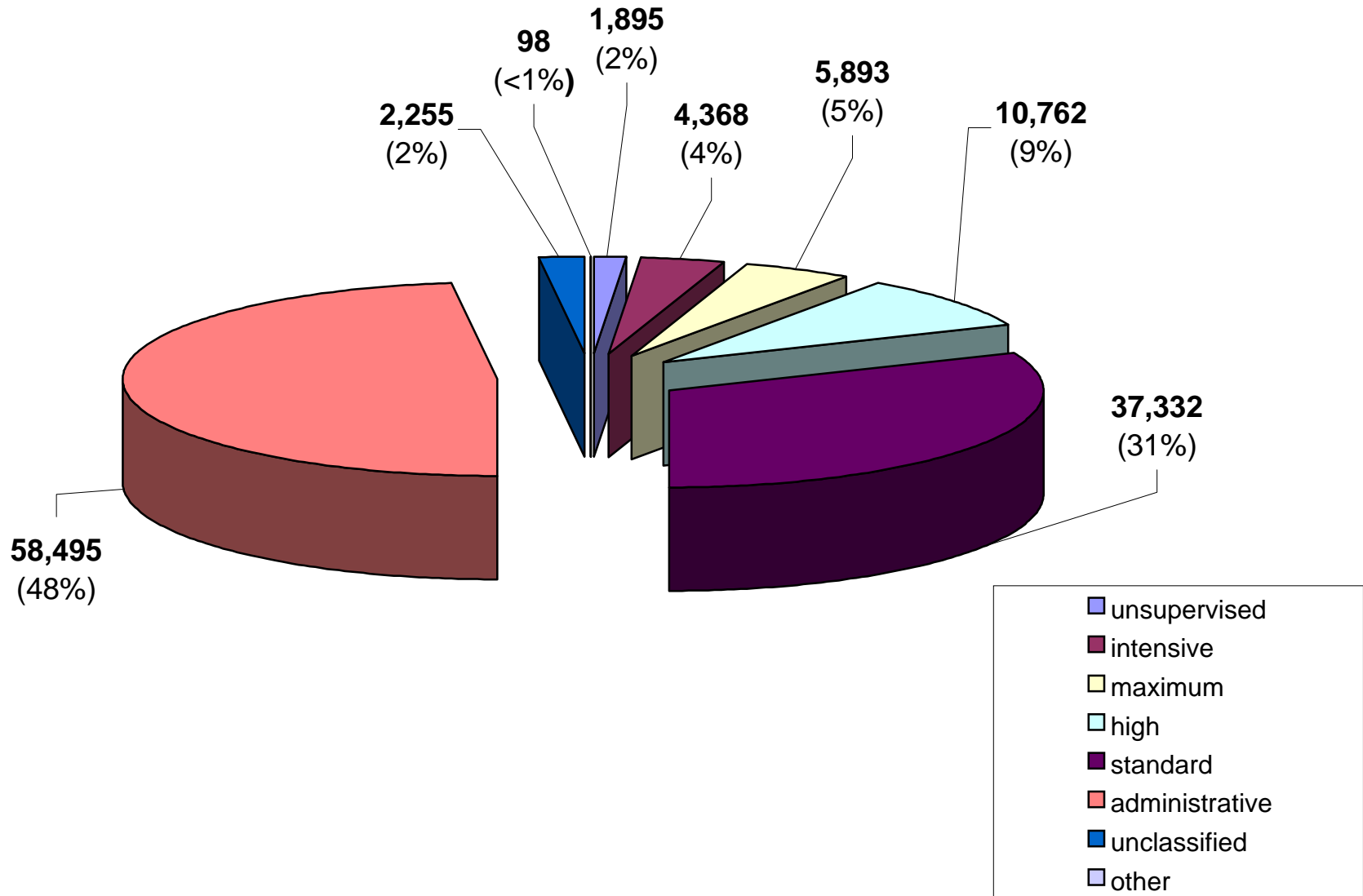


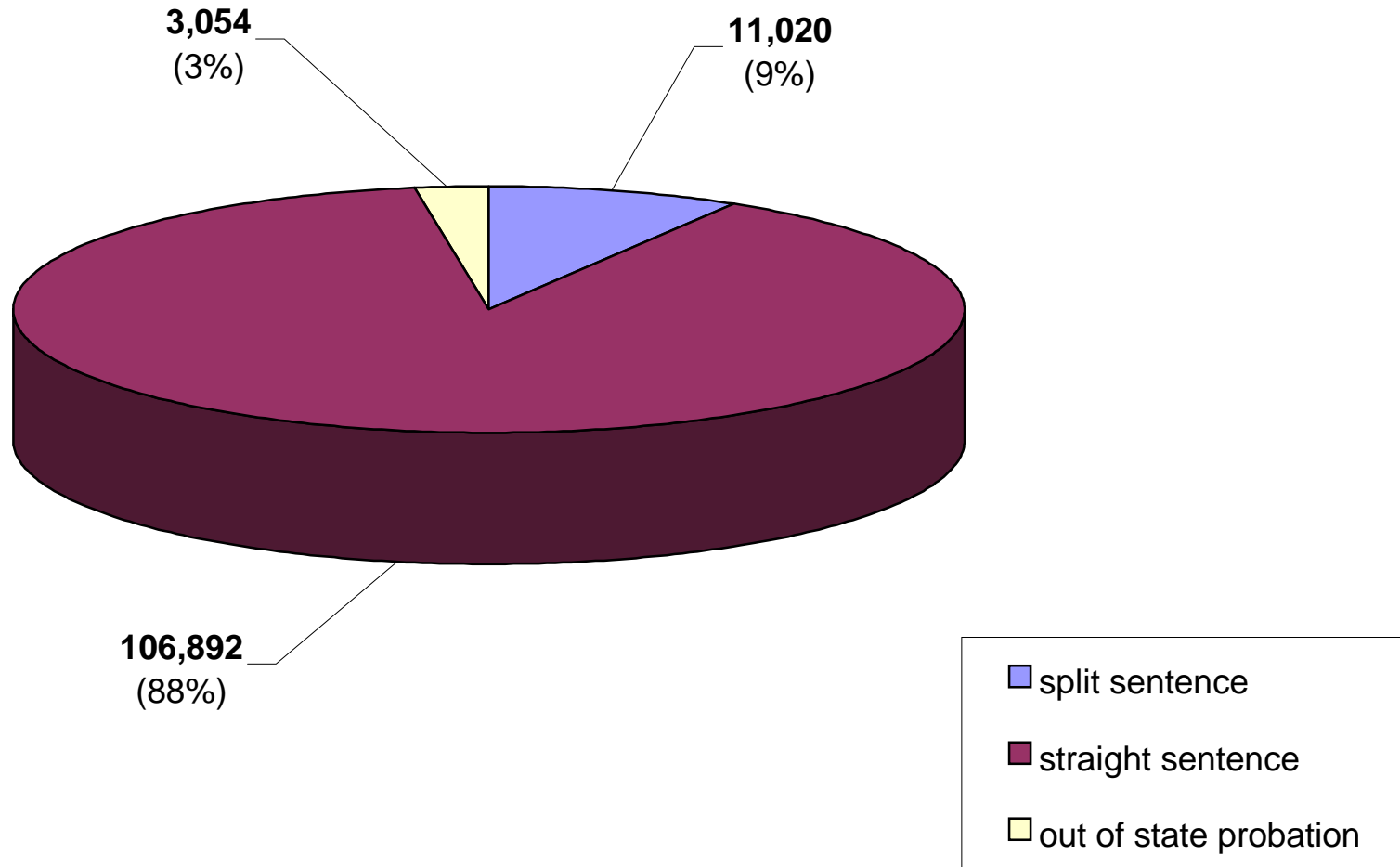
Active Probationers By Race & Gender



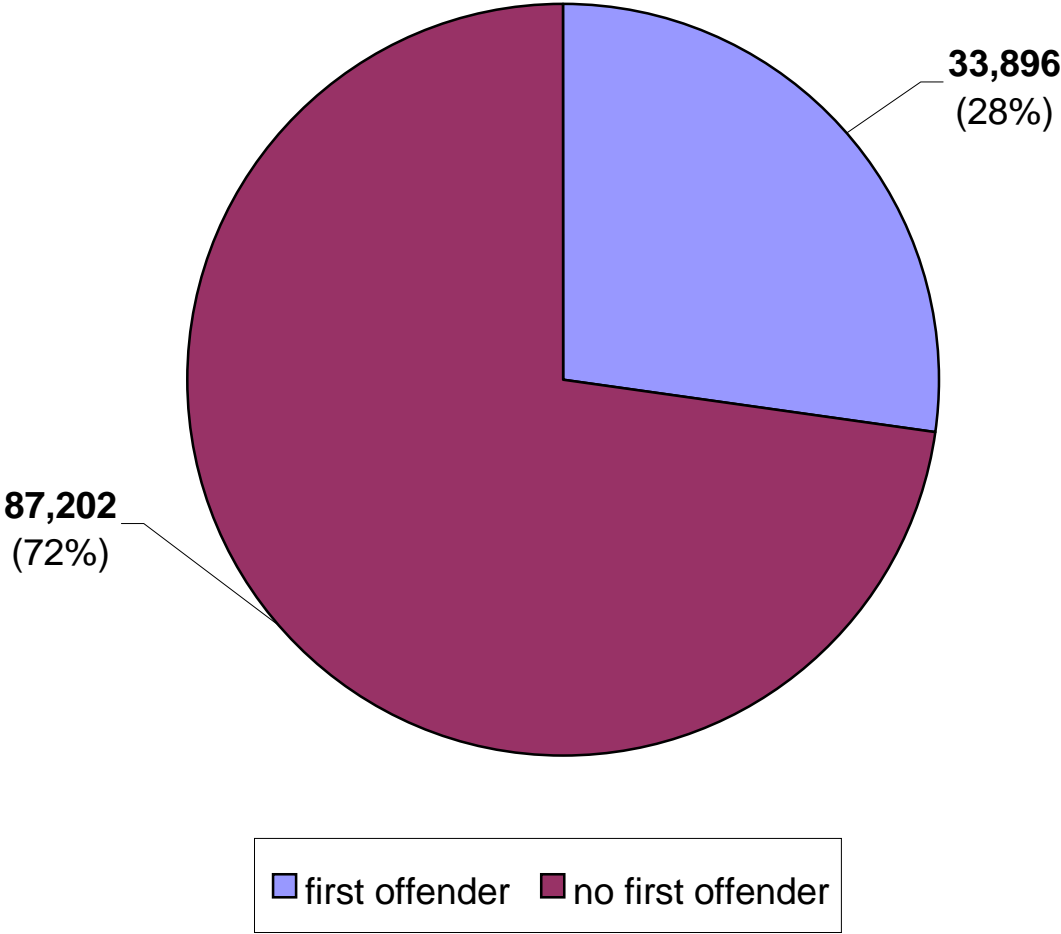
Active Probationers By Current Supervision Type



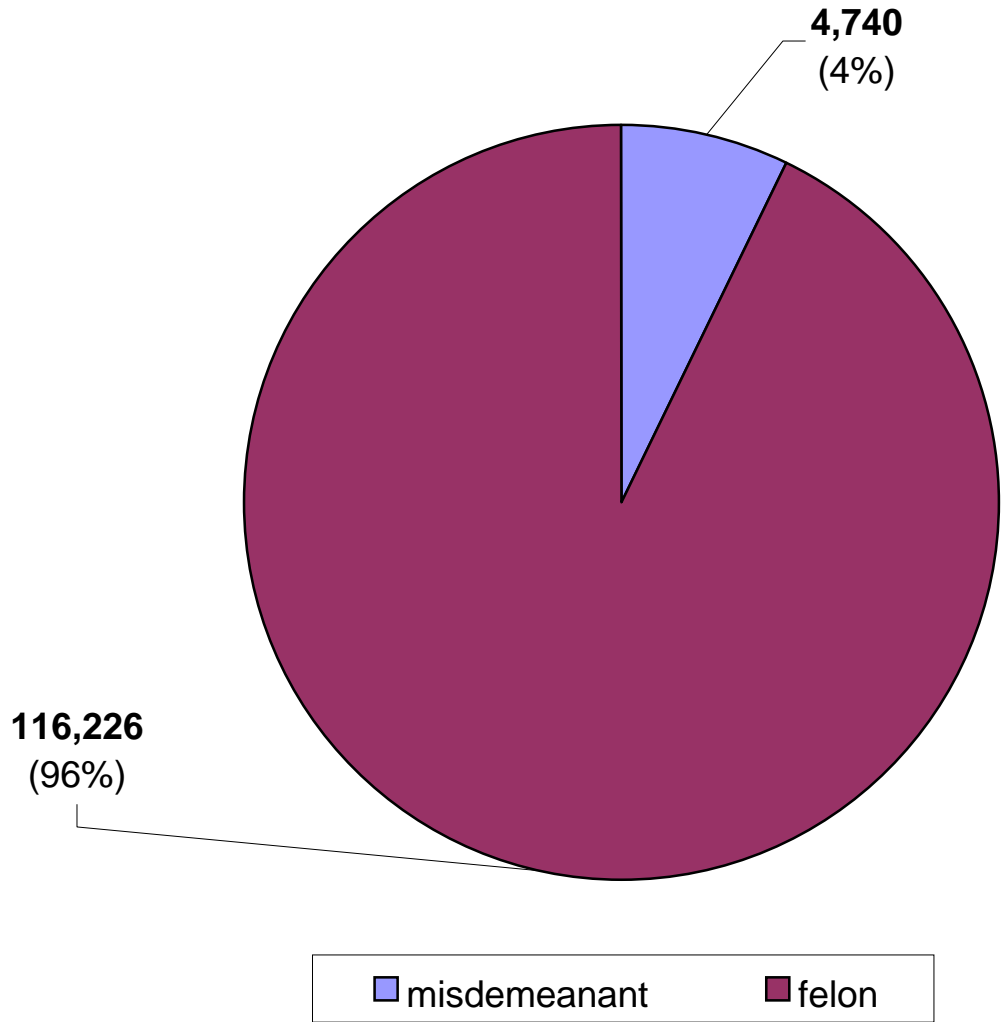
Active Probationers By Case Type



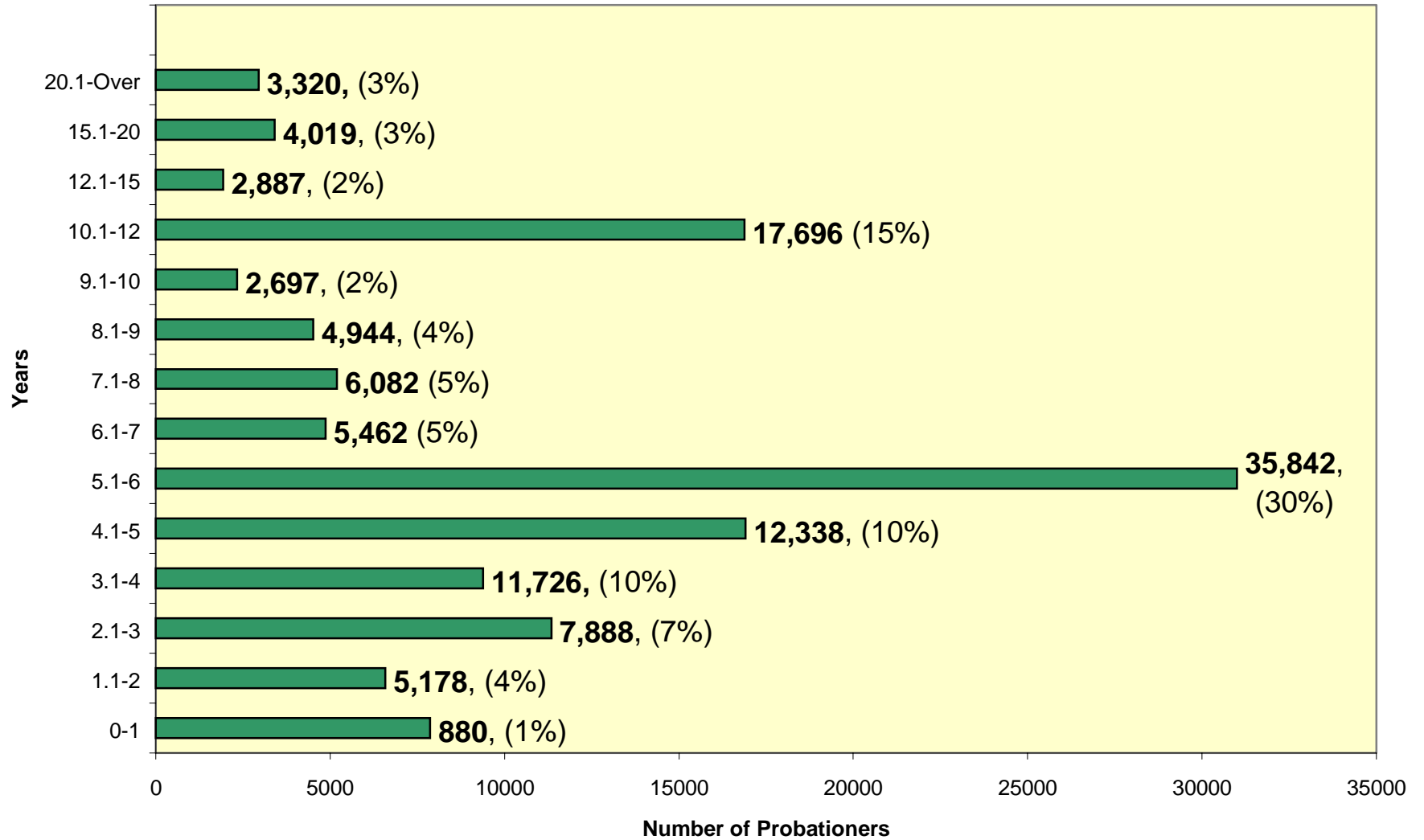
Active Probationers By First Offender Status



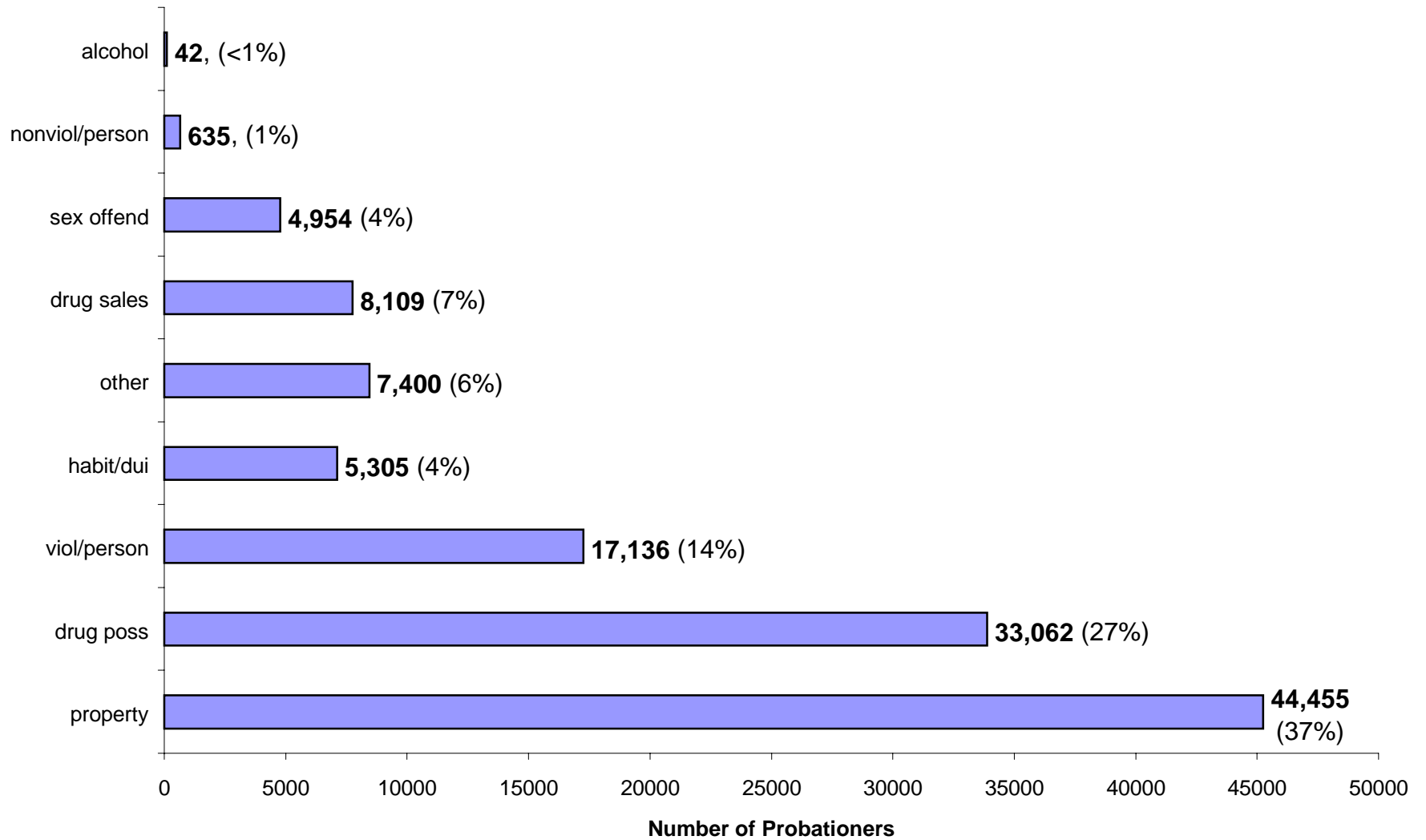
Active Probationer By Sentence Type



Active Probationers By Sentence Length



Active Probationers by Crime Type



Probationer Statistical Profile

Table of contents for Active & admin probationers, not in facilities

Title	Page
-----	----
RACE AND SEX	2
CURRENT SUPERVISION TYPE	3
ORIGINAL SUPERVISION TYPE	4
TOTAL RISK SCORE	5
TOTAL NEED SCORE	6
COUNTY OF CONVICTION	7
CIRCUIT OF CONVICTION	12
CIRCUIT OF CURRENT SUPERVISION	14
SENTENCE LENGTH	16
TIME SERVED	17
TIME LEFT TO SERVE	18
CASE TYPE	19
RELEASE TYPE	20
FIRST OFFENDER STATUS	21
TYPE PROBATIONER	22
MOST SERIOUS CRIME BY GROUP	23
MOST SERIOUS OFFENSE	24
MOST SERIOUS CRIME TYPE	34

Probationer Statistical Profile

Sample: Active & admin probationers, not in facilities Requestor: Nancy Phillips, Statistician
 Act probationers 09/17/2001

RACE AND SEX by current age & sex

RACE AND SEX	M e n					W o m e n					Grand Total %
	age 00-21 %	age 22-39 %	age 40-98 %	age UNKWN %	Men Total %	age 00-21 %	age 22-39 %	age 40-98 %	age UNKWN %	Women Total %	
WHITE MALE	4647 43	25411 45	13659 50	0 0	43717 46	0 0	0 0	0 0	0 0	0 0	43717 36
NON WHITE MALE	6136 57	31606 55	13750 50	0 0	51492 54	0 0	0 0	0 0	0 0	0 0	51492 43
WHITE FEMALE	0 0	0 0	0 0	0 0	0 0	926 43	7738 47	3740 52	0 0	12404 48	12404 10
NON WHITE FEMALE	0 0	0 0	0 0	0 0	0 0	1247 57	8750 53	3487 48	0 0	13484 52	13484 11
Total reported	10783	57017	27409	0	95209	2173	16488	7227	0	25888	121097
Percent Reported	100.0	100.0	100.0		100.0	100.0	100.0	100.0		100.0	100.0
NOT REPORTED	0	0	1	0	1	0	0	0	0	0	1
Total	10783	57017	27410	0	95210	2173	16488	7227	0	25888	121098
AVERAGE W-AGE	19.91	29.78	47.57	.00	33.78	19.96	30.49	46.25	.00	34.00	33.83

*** Average age excludes missing dates of birth

Probationer Statistical Profile

Sample: Active & admin probationers, not in facilities
Act probationers 09/17/2001

Requestor: Nancy Phillips, Statistician

CURRENT SUPERVISION TYPE by current age & sex

SUPERVISION TYPE	M e n				W o m e n				Grand Total %		
	age 00-21 %	age 22-39 %	age 40-98 %	age UNKWN %	Men Total %	age 00-21 %	age 22-39 %	age 40-98 %		age UNKWN %	Women Total %
UNSUPERVISED	74 1	982 2	509 2	0 0	1565 2	8 0	223 1	99 1	0 0	330 1	1895 2
WARRANT	0 0	2 0	0 0	0 0	2 0	0 0	0 0	0 0	0 0	0 0	2 0
BC AFTERCARE	0 0	0 0	0 0	0 0	0 0	0 0	0 0	0 0	0 0	0 0	0 0
HOME CONFINEMENT	0 0	2 0	1 0	0 0	3 0	0 0	0 0	0 0	0 0	0 0	3 0
INTENSIVE	855 8	1961 3	698 3	0 0	3514 4	89 4	572 3	193 3	0 0	854 3	4368 4
MAXIMUM	687 6	3028 5	1478 5	0 0	5193 5	65 3	451 3	184 3	0 0	700 3	5893 5
HIGH	1418 13	5283 9	2511 9	0 0	9212 10	153 7	1006 6	391 5	0 0	1550 6	10762 9
MEDIUM	0 0	0 0	0 0	0 0	0 0	0 0	0 0	0 0	0 0	0 0	0 0
STANDARD	4973 46	15494 27	6976 25	0 0	27443 29	1406 65	6128 37	2355 33	0 0	9889 38	37332 31
ADMINISTRATIVE	2578 24	29089 51	14611 53	0 0	46278 49	434 20	7881 48	3902 54	0 0	12217 47	58495 48
FINANCIAL	0 0	21 0	70 0	0 0	91 0	0 0	1 0	1 0	0 0	2 0	93 0
OBSOLETE CODES	0 0	0 0	0 0	0 0	0 0	0 0	0 0	0 0	0 0	0 0	0 0
UNCLASSIFIED	198 2	1155 2	556 2	0 0	1909 2	18 1	226 1	102 1	0 0	346 1	2255 2
Total reported	10783	57017	27410	0	95210	2173	16488	7227	0	25888	121098
Percent Reported	100.0	100.0	100.0		100.0	100.0	100.0	100.0		100.0	100.0
NOT REPORTED	0	0	0	0	0	0	0	0	0	0	0
Total	10783	57017	27410	0	95210	2173	16488	7227	0	25888	121098

* NOTE: IN MARCH, 1994 COMMUNITY CORRECTIONS REDEFINED THEIR TYPES. MEDIMUM AND MINIMUM WERE COLLAPSED INTO STANDARD AND MAXIMUM WAS COMBINED WITH HIGH

Probationer Statistical Profile

Sample: Active & admin probationers, not in facilities
Act probationers 09/17/2001

Requestor: Nancy Phillips, Statistician

ORIGINAL SUPERVISION TYPE by current age & sex

SUPERVISION TYPE	M e n					W o m e n					Grand Total %
	age 00-21 %	age 22-39 %	age 40-98 %	age UNKWN %	Men Total %	age 00-21 %	age 22-39 %	age 40-98 %	age UNKWN %	Women Total %	
UNSUPERVISED	0 0	1 0	4 0	0 0	5 0	0 0	0 0	0 0	0 0	0 0	5 0
WARRANT	0 0	0 0	2 0	0 0	2 0	0 0	0 0	0 0	0 0	0 0	2 0
BC AFTERCARE	0 0	49 0	0 0	0 0	49 0	0 0	0 0	0 0	0 0	0 0	49 0
HOME CONFINEMENT	0 0	18 0	7 0	0 0	25 0	0 0	1 0	1 0	0 0	2 0	27 0
INTENSIVE	1217 11	5359 9	2255 8	0 0	8831 9	132 6	1419 9	613 8	0 0	2164 8	10995 9
MAXIMUM	692 6	4900 9	2968 11	0 0	8560 9	73 3	817 5	362 5	0 0	1252 5	9812 8
HIGH	1683 16	10334 18	5193 19	0 0	17210 18	205 9	2092 13	993 14	0 0	3290 13	20500 17
MEDIUM	0 0	469 1	378 1	0 0	847 1	0 0	119 1	136 2	0 0	255 1	1102 1
STANDARD	6306 58	27240 48	12227 45	0 0	45773 48	1675 77	10454 63	4263 59	0 0	16392 63	62165 51
ADMINISTRATIVE	645 6	5088 9	2582 9	0 0	8315 9	72 3	910 6	507 7	0 0	1489 6	9804 8
FINANCIAL	0 0	30 0	80 0	0 0	110 0	0 0	2 0	1 0	0 0	3 0	113 0
OBSOLETE CODES	0 0	0 0	0 0	0 0	0 0	0 0	0 0	0 0	0 0	0 0	0 0
UNCLASSIFIED	240 2	3529 6	1714 6	0 0	5483 6	16 1	674 4	351 5	0 0	1041 4	6524 5
Total reported	10783	57017	27410	0	95210	2173	16488	7227	0	25888	121098
Percent Reported	100.0	100.0	100.0		100.0	100.0	100.0	100.0		100.0	100.0
NOT REPORTED	0	0	0	0	0	0	0	0	0	0	0
Total	10783	57017	27410	0	95210	2173	16488	7227	0	25888	121098

* NOTE: IN MARCH, 1994 COMMUNITY CORRECTIONS REDEFINED THEIR TYPES. MEDIMUM AND MINIMUM WERE COLLAPSED INTO STANDARD AND MAXIMUM WAS COMBINED WITH HIGH

Probationer Statistical Profile

Sample: Active & admin probationers, not in facilities
Act probationers 09/17/2001

Requestor: Nancy Phillips, Statistician

TOTAL RISK SCORE by current age & sex

SCORE	M e n				W o m e n				Grand Total %		
	age 00-21 %	age 22-39 %	age 40-98 %	age UNKWN %	Men Total %	age 00-21 %	age 22-39 %	age 40-98 %		age UNKWN %	Women Total %
< 00 (ADMIN.)	0 0	263 14	264 15	0 0	527 15	0 0	87 22	140 35	0 0	227 29	754 17
00-07 (MINIMUM)	0 0	593 31	479 27	0 0	1072 30	0 0	157 40	133 33	0 0	290 37	1362 31
08-14 (MEDIUM)	0 0	461 24	455 26	0 0	916 25	0 0	81 21	73 18	0 0	154 19	1070 24
15-24 (HIGH)	0 0	408 22	397 23	0 0	805 22	0 0	49 13	38 10	0 0	87 11	892 20
25 & OVER (MAXIMUM)	0 0	160 8	148 8	0 0	308 8	0 0	17 4	16 4	0 0	33 4	341 8
NO SCORE, DIRECT ASG	0 0	0 0	0 0	0 0	0 0	0 0	0 0	0 0	0 0	0 0	0 0
Total reported	0	1885	1743	0	3628	0	391	400	0	791	4419
Percent Reported		3.3	6.4		3.8		2.4	5.5		3.1	3.6
NOT REPORTED	10783	55132	25667	0	91582	2173	16097	6827	0	25097	116679
Total	10783	57017	27410	0	95210	2173	16488	7227	0	25888	121098

* NOTE: IN MARCH, 1990 THE CATEGORIES "DIRECT ASSIGNMENT TO SUPERVISION LEVEL" AND "NEGATIVE SCORES, ADMINISTRATIVE LEVEL" WERE ADDED TO RISK & NEED

Probationer Statistical Profile

Sample: Active & admin probationers, not in facilities
Act probationers 09/17/2001

Requestor: Nancy Phillips, Statistician

TOTAL NEED SCORE by current age & sex

SCORE	M e n					W o m e n					Grand Total %
	age 00-21 %	age 22-39 %	age 40-98 %	age UNKWN %	Men Total %	age 00-21 %	age 22-39 %	age 40-98 %	age UNKWN %	Women Total %	
< 00 (ADMIN.)	0 0	509 27	428 25	0 0	937 26	0 0	122 31	130 33	0 0	252 32	1189 27
00-07 (MINIMUM)	0 0	875 47	791 46	0 0	1666 46	0 0	163 42	157 39	0 0	320 40	1986 45
08-14 (MEDIUM)	0 0	364 19	377 22	0 0	741 21	0 0	72 18	83 21	0 0	155 20	896 20
15-24 (HIGH)	0 0	118 6	126 7	0 0	244 7	0 0	32 8	28 7	0 0	60 8	304 7
25 & OVER (MAXIMUM)	0 0	12 1	13 1	0 0	25 1	0 0	3 1	2 1	0 0	5 1	30 1
NO SCORE, DIRECT ASG	0 0	0 0	0 0	0 0	0 0	0 0	0 0	0 0	0 0	0 0	0 0
Total reported	0	1878	1735	0	3613	0	392	400	0	792	4405
Percent Reported		3.3	6.3		3.8		2.4	5.5		3.1	3.6
NOT REPORTED	10783	55139	25675	0	91597	2173	16096	6827	0	25096	116693
Total	10783	57017	27410	0	95210	2173	16488	7227	0	25888	121098

* NOTE: IN MARCH, 1990 THE CATEGORIES "DIRECT ASSIGNMENT TO SUPERVISION LEVEL" AND "NEGATIVE SCORES, ADMINISTRATIVE LEVEL" WERE ADDED TO RISK & NEED

Probationer Statistical Profile

Sample: Active & admin probationers, not in facilities
Act probationers 09/17/2001

Requestor: Nancy Phillips, Statistician

COUNTY OF CONVICTION by current age & sex

COUNTY	Men				Women				Grand Total	%												
	age 00-21	age 22-39	age 40-98	age UNKWN	Men Total	age 00-21	age 22-39	age 40-98			age UNKWN	Women Total										
APPLING COUNTY	29	0	119	0	64	0	0	0	212	0	2	0	28	0	8	0	0	0	38	0	250	0
ATKINSON COUNTY	6	0	70	0	45	0	0	0	121	0	1	0	20	0	9	0	0	0	30	0	151	0
BACON COUNTY	6	0	44	0	22	0	0	0	72	0	1	0	9	0	6	0	0	0	16	0	88	0
BAKER COUNTY	3	0	38	0	21	0	0	0	62	0	1	0	5	0	1	0	0	0	7	0	69	0
BALDWIN COUNTY	132	1	599	1	226	1	0	0	957	1	21	1	149	1	63	1	0	0	233	1	1190	1
BANKS COUNTY	28	0	135	0	78	0	0	0	241	0	9	0	45	0	14	0	0	0	68	0	309	0
BARROW COUNTY	56	1	373	1	208	1	0	0	637	1	15	1	99	1	54	1	0	0	168	1	805	1
BARTOW COUNTY	97	1	884	2	469	2	0	0	1450	2	14	1	270	2	115	2	0	0	399	2	1849	2
BEN HILL COUNTY	26	0	157	0	72	0	0	0	255	0	7	0	46	0	13	0	0	0	66	0	321	0
BERRIEN COUNTY	21	0	137	0	75	0	0	0	233	0	6	0	36	0	18	0	0	0	60	0	293	0
BIBB COUNTY	265	2	1594	3	775	3	0	0	2634	3	65	3	532	3	246	3	0	0	843	3	3477	3
BLECKLEY COUNTY	22	0	125	0	48	0	0	0	195	0	4	0	33	0	14	0	0	0	51	0	246	0
BRANTLEY COUNTY	8	0	59	0	38	0	0	0	105	0	0	0	13	0	6	0	0	0	19	0	124	0
BROOKS COUNTY	42	0	153	0	72	0	0	0	267	0	2	0	31	0	11	0	0	0	44	0	311	0
BRYAN COUNTY	17	0	53	0	37	0	0	0	107	0	1	0	17	0	13	0	0	0	31	0	138	0
BULLOCH COUNTY	145	1	471	1	155	1	0	0	771	1	21	1	148	1	47	1	0	0	216	1	987	1
BURKE COUNTY	34	0	118	0	54	0	0	0	206	0	1	0	28	0	12	0	0	0	41	0	247	0
BUTTS COUNTY	28	0	167	0	75	0	0	0	270	0	2	0	39	0	18	0	0	0	59	0	329	0
CALHOUN COUNTY	11	0	76	0	38	0	0	0	125	0	3	0	22	0	9	0	0	0	34	0	159	0
CAMDEN COUNTY	50	0	193	0	71	0	0	0	314	0	3	0	43	0	21	0	0	0	67	0	381	0
CANDLER COUNTY	12	0	66	0	30	0	0	0	108	0	3	0	27	0	7	0	0	0	37	0	145	0
CARROLL COUNTY	112	1	413	1	202	1	0	0	727	1	21	1	137	1	66	1	0	0	224	1	951	1
CATOOSA COUNTY	69	1	305	1	127	0	0	0	501	1	16	1	112	1	48	1	0	0	176	1	677	1
CHARLTON COUNTY	6	0	46	0	23	0	0	0	75	0	0	0	8	0	2	0	0	0	10	0	85	0
CHATHAM COUNTY	360	3	1410	2	659	2	0	0	2429	3	97	4	597	4	284	4	0	0	978	4	3407	3
CHATTAHOOCHEE COUNTY	4	0	15	0	11	0	0	0	30	0	1	0	6	0	5	0	0	0	12	0	42	0
CHATTOOGA COUNTY	46	0	208	0	117	0	0	0	371	0	8	0	61	0	30	0	0	0	99	0	470	0
CHEROKEE COUNTY	206	2	798	1	360	1	0	0	1364	1	46	2	211	1	111	2	0	0	368	1	1732	1
CLARKE COUNTY	120	1	584	1	235	1	0	0	939	1	29	1	156	1	52	1	0	0	237	1	1176	1
CLAY COUNTY	9	0	33	0	18	0	0	0	60	0	1	0	7	0	4	0	0	0	12	0	72	0
CLAYTON COUNTY	274	3	805	1	392	1	0	0	1471	2	94	4	380	2	126	2	0	0	600	2	2071	2
CLINCH COUNTY	20	0	87	0	60	0	0	0	167	0	0	0	20	0	6	0	0	0	26	0	193	0
COBB COUNTY	769	7	4573	8	2152	8	0	0	7494	8	164	8	1359	8	619	9	0	0	2142	8	9636	8
COFFEE COUNTY	45	0	227	0	128	0	0	0	400	0	8	0	85	1	40	1	0	0	133	1	533	0
COLQUITT COUNTY	94	1	492	1	207	1	0	0	793	1	13	1	89	1	49	1	0	0	151	1	944	1

(continued)

Probationer Statistical Profile

Sample: Active & admin probationers, not in facilities
Act probationers 09/17/2001

Requestor: Nancy Phillips, Statistician

COUNTY OF CONVICTION by current age & sex (CONTINUED)

COUNTY	Men							Women							Grand Total	%						
	age 00-21	%	age 22-39	%	age 40-98	%	UNKWN	Men Total	%	age 00-21	%	age 22-39	%	age 40-98			%	UNKWN	Women Total	%		
COLUMBIA COUNTY	95	1	335	1	138	1	0	0	568	1	15	1	81	0	48	1	0	0	144	1	712	1
COOK COUNTY	23	0	259	0	116	0	0	0	398	0	5	0	64	0	34	0	0	0	103	0	501	0
COWETA COUNTY	99	1	445	1	225	1	0	0	769	1	27	1	160	1	51	1	0	0	238	1	1007	1
CRAWFORD COUNTY	15	0	60	0	20	0	0	0	95	0	2	0	9	0	6	0	0	0	17	0	112	0
CRISP COUNTY	61	1	215	0	123	0	0	0	399	0	7	0	81	0	32	0	0	0	120	0	519	0
DADE COUNTY	21	0	116	0	56	0	0	0	193	0	0	0	42	0	12	0	0	0	54	0	247	0
DAWSON COUNTY	16	0	84	0	55	0	0	0	155	0	7	0	27	0	13	0	0	0	47	0	202	0
DECATUR COUNTY	36	0	343	1	165	1	0	0	544	1	12	1	89	1	40	1	0	0	141	1	685	1
DEKALB COUNTY	661	6	2578	5	1167	4	0	0	4406	5	148	7	803	5	287	4	0	0	1238	5	5644	5
DODGE COUNTY	20	0	147	0	92	0	0	0	259	0	8	0	52	0	27	0	0	0	87	0	346	0
DOOLY COUNTY	29	0	105	0	47	0	0	0	181	0	2	0	28	0	7	0	0	0	37	0	218	0
DOUGHERTY COUNTY	329	3	2037	4	962	4	0	0	3328	3	61	3	603	4	253	4	0	0	917	4	4245	4
DOUGLAS COUNTY	222	2	1419	2	795	3	0	0	2436	3	53	2	471	3	206	3	0	0	730	3	3166	3
EARLY COUNTY	39	0	136	0	70	0	0	0	245	0	3	0	48	0	19	0	0	0	70	0	315	0
ECHOLS COUNTY.	3	0	18	0	11	0	0	0	32	0	0	0	2	0	1	0	0	0	3	0	35	0
EFFINGHAM COUNTY	48	0	182	0	92	0	0	0	322	0	7	0	51	0	22	0	0	0	80	0	402	0
ELBERT COUNTY	32	0	212	0	123	0	0	0	367	0	4	0	47	0	31	0	0	0	82	0	449	0
EMANUEL COUNTY	27	0	105	0	52	0	0	0	184	0	5	0	37	0	15	0	0	0	57	0	241	0
EVANS COUNTY	10	0	32	0	17	0	0	0	59	0	1	0	12	0	0	0	0	0	13	0	72	0
FANNIN COUNTY	17	0	161	0	98	0	0	0	276	0	7	0	69	0	19	0	0	0	95	0	371	0
FAYETTE COUNTY	106	1	385	1	139	1	0	0	630	1	18	1	152	1	68	1	0	0	238	1	868	1
FLOYD COUNTY	124	1	849	1	459	2	0	0	1432	2	34	2	271	2	125	2	0	0	430	2	1862	2
FORSYTH COUNTY	66	1	361	1	208	1	0	0	635	1	11	1	122	1	58	1	0	0	191	1	826	1
FRANKLIN COUNTY	16	0	182	0	97	0	0	0	295	0	2	0	40	0	17	0	0	0	59	0	354	0
FULTON COUNTY	808	7	4712	8	2224	8	0	0	7744	8	92	4	896	5	494	7	0	0	1482	6	9226	8
GILMER COUNTY	39	0	236	0	133	0	0	0	408	0	9	0	77	0	40	1	0	0	126	0	534	0
GLASCOCK COUNTY	3	0	9	0	4	0	0	0	16	0	0	0	0	0	0	0	0	0	0	0	16	0
GLYNN COUNTY	129	1	635	1	318	1	0	0	1082	1	25	1	200	1	77	1	0	0	302	1	1384	1
GORDON COUNTY	49	0	505	1	283	1	0	0	837	1	16	1	180	1	73	1	0	0	269	1	1106	1
GRADY COUNTY	28	0	191	0	107	0	0	0	326	0	1	0	49	0	21	0	0	0	71	0	397	0
GREENE COUNTY	45	0	185	0	79	0	0	0	309	0	4	0	43	0	17	0	0	0	64	0	373	0
GWINNETT COUNTY	471	4	2692	5	1051	4	0	0	4214	4	97	4	726	4	306	4	0	0	1129	4	5343	4
HABERSHAM COUNTY	29	0	94	0	74	0	0	0	197	0	11	1	33	0	17	0	0	0	61	0	258	0
HALL COUNTY	109	1	626	1	339	1	0	0	1074	1	32	1	230	1	104	1	0	0	366	1	1440	1
HANCOCK COUNTY	16	0	75	0	26	0	0	0	117	0	3	0	7	0	4	0	0	0	14	0	131	0

(continued)

Probationer Statistical Profile

Sample: Active & admin probationers, not in facilities
Act probationers 09/17/2001

Requestor: Nancy Phillips, Statistician

COUNTY OF CONVICTION by current age & sex (CONTINUED)

COUNTY	M e n							W o m e n							Grand Total %
	age 00-21 %	age 22-39 %	age 40-98 %	age UNKWN %	Men Total %	age 00-21 %	age 22-39 %	age 40-98 %	age UNKWN %	Women Total %					
HARALSON COUNTY	19 0	175 0	143 1	0 0	337 0	2 0	43 0	19 0	0 0	64 0	401 0				
HARRIS COUNTY	27 0	115 0	67 0	0 0	209 0	4 0	18 0	10 0	0 0	32 0	241 0				
HART COUNTY	21 0	152 0	71 0	0 0	244 0	1 0	39 0	21 0	0 0	61 0	305 0				
HEARD COUNTY	7 0	47 0	33 0	0 0	87 0	2 0	18 0	7 0	0 0	27 0	114 0				
HENRY COUNTY	173 2	707 1	251 1	0 0	1131 1	30 1	194 1	74 1	0 0	298 1	1429 1				
HOUSTON COUNTY	136 1	591 1	263 1	0 0	990 1	27 1	191 1	76 1	0 0	294 1	1284 1				
IRWIN COUNTY	16 0	86 0	43 0	0 0	145 0	2 0	12 0	3 0	0 0	17 0	162 0				
JACKSON COUNTY	53 0	287 1	161 1	0 0	501 1	8 0	93 1	37 1	0 0	138 1	639 1				
JASPER COUNTY	14 0	52 0	32 0	0 0	98 0	0 0	14 0	5 0	0 0	19 0	117 0				
JEFF DAVIS COUNTY	12 0	117 0	60 0	0 0	189 0	2 0	24 0	9 0	0 0	35 0	224 0				
JEFFERSON COUNTY	42 0	145 0	92 0	0 0	279 0	0 0	36 0	10 0	0 0	46 0	325 0				
JENKINS COUNTY	10 0	79 0	28 0	0 0	117 0	5 0	11 0	6 0	0 0	22 0	139 0				
JOHNSON COUNTY	20 0	115 0	31 0	0 0	166 0	0 0	18 0	11 0	0 0	29 0	195 0				
JONES COUNTY	28 0	211 0	84 0	0 0	323 0	3 0	32 0	22 0	0 0	57 0	380 0				
LAMAR COUNTY	18 0	184 0	63 0	0 0	265 0	8 0	32 0	11 0	0 0	51 0	316 0				
LANIER COUNTY	10 0	90 0	40 0	0 0	140 0	3 0	26 0	12 0	0 0	41 0	181 0				
LAURENS COUNTY	62 1	353 1	171 1	0 0	586 1	3 0	69 0	35 0	0 0	107 0	693 1				
LEE COUNTY	33 0	212 0	105 0	0 0	350 0	6 0	28 0	17 0	0 0	51 0	401 0				
LIBERTY COUNTY	51 0	175 0	56 0	0 0	282 0	3 0	61 0	20 0	0 0	84 0	366 0				
LINCOLN COUNTY	12 0	45 0	32 0	0 0	89 0	0 0	9 0	7 0	0 0	16 0	105 0				
LONG COUNTY	7 0	30 0	19 0	0 0	56 0	1 0	7 0	6 0	0 0	14 0	70 0				
LOWNDES COUNTY	238 2	944 2	394 1	0 0	1576 2	52 2	263 2	101 1	0 0	416 2	1992 2				
LUMPKIN COUNTY	13 0	133 0	84 0	0 0	230 0	1 0	48 0	19 0	0 0	68 0	298 0				
MACON COUNTY	16 0	143 0	113 0	0 0	272 0	0 0	30 0	16 0	0 0	46 0	318 0				
MADISON COUNTY	30 0	164 0	107 0	0 0	301 0	2 0	45 0	17 0	0 0	64 0	365 0				
MARION COUNTY	15 0	49 0	16 0	0 0	80 0	2 0	4 0	4 0	0 0	10 0	90 0				
MCDUFFIE COUNTY	22 0	194 0	72 0	0 0	288 0	5 0	42 0	15 0	0 0	62 0	350 0				
MCINTOSH COUNTY	6 0	75 0	42 0	0 0	123 0	6 0	22 0	14 0	0 0	42 0	165 0				
MERIWETHER COUNTY	32 0	163 0	82 0	0 0	277 0	7 0	37 0	20 0	0 0	64 0	341 0				
MILLER COUNTY	14 0	68 0	29 0	0 0	111 0	6 0	14 0	10 0	0 0	30 0	141 0				
MITCHELL COUNTY	51 0	362 1	156 1	0 0	569 1	10 0	75 0	32 0	0 0	117 0	686 1				
MONROE COUNTY	24 0	195 0	84 0	0 0	303 0	3 0	63 0	18 0	0 0	84 0	387 0				
MONTGOMERY COUNTY	17 0	63 0	21 0	0 0	101 0	2 0	12 0	5 0	0 0	19 0	120 0				
MORGAN COUNTY	22 0	162 0	68 0	0 0	252 0	3 0	17 0	14 0	0 0	34 0	286 0				
MURRAY COUNTY	39 0	151 0	63 0	0 0	253 0	1 0	41 0	23 0	0 0	65 0	318 0				

(continued)

Probationer Statistical Profile

Sample: Active & admin probationers, not in facilities
Act probationers 09/17/2001

Requestor: Nancy Phillips, Statistician

COUNTY OF CONVICTION by current age & sex (CONTINUED)

COUNTY	M e n							W o m e n							Grand Total %							
	age 00-21	%	age 22-39	%	age 40-98	%	UNKWN	Men Total %	age 00-21	%	age 22-39	%	age 40-98	%		UNKWN	Women Total %					
MUSCOGEE COUNTY	269	2	1411	2	680	2	0	0	2360	2	75	3	513	3	219	3	0	0	807	3	3167	3
NEWTON COUNTY	73	1	735	1	408	1	0	0	1216	1	17	1	187	1	96	1	0	0	300	1	1516	1
OCONEE COUNTY	11	0	57	0	41	0	0	0	109	0	3	0	18	0	6	0	0	0	27	0	136	0
OGLETHORPE COUNTY	15	0	95	0	53	0	0	0	163	0	3	0	13	0	11	0	0	0	27	0	190	0
PAULDING COUNTY	51	0	288	1	174	1	0	0	513	1	6	0	55	0	36	0	0	0	97	0	610	1
PEACH COUNTY	23	0	145	0	65	0	0	0	233	0	2	0	33	0	17	0	0	0	52	0	285	0
PICKENS COUNTY	21	0	143	0	103	0	0	0	267	0	3	0	57	0	21	0	0	0	81	0	348	0
PIERCE COUNTY	15	0	53	0	28	0	0	0	96	0	1	0	21	0	6	0	0	0	28	0	124	0
PIKE COUNTY	10	0	45	0	24	0	0	0	79	0	0	0	6	0	3	0	0	0	9	0	88	0
POLK COUNTY	35	0	322	1	202	1	0	0	559	1	3	0	64	0	39	1	0	0	106	0	665	1
PULASKI COUNTY	21	0	73	0	36	0	0	0	130	0	5	0	26	0	8	0	0	0	39	0	169	0
PUTNAM COUNTY	41	0	266	0	117	0	0	0	424	0	7	0	33	0	24	0	0	0	64	0	488	0
QUITMAN COUNTY	3	0	21	0	13	0	0	0	37	0	2	0	10	0	6	0	0	0	18	0	55	0
RABUN COUNTY	20	0	75	0	46	0	0	0	141	0	1	0	8	0	12	0	0	0	21	0	162	0
RANDOLPH COUNTY	14	0	92	0	35	0	0	0	141	0	2	0	32	0	16	0	0	0	50	0	191	0
RICHMOND COUNTY	276	3	1276	2	652	2	0	0	2204	2	95	4	480	3	206	3	0	0	781	3	2985	2
ROCKDALE COUNTY	83	1	345	1	159	1	0	0	587	1	19	1	116	1	45	1	0	0	180	1	767	1
SCHLEY COUNTY	6	0	67	0	25	0	0	0	98	0	1	0	17	0	5	0	0	0	23	0	121	0
SCREVEN COUNTY	26	0	135	0	86	0	0	0	247	0	5	0	42	0	30	0	0	0	77	0	324	0
SEMINOLE COUNTY	17	0	113	0	52	0	0	0	182	0	5	0	32	0	8	0	0	0	45	0	227	0
SPALDING COUNTY	90	1	465	1	227	1	0	0	782	1	24	1	143	1	70	1	0	0	237	1	1019	1
STEPHENS COUNTY	25	0	150	0	78	0	0	0	253	0	6	0	45	0	18	0	0	0	69	0	322	0
STEWART COUNTY	4	0	70	0	51	0	0	0	125	0	0	0	14	0	7	0	0	0	21	0	146	0
SUMTER COUNTY	80	1	586	1	341	1	0	0	1007	1	8	0	163	1	84	1	0	0	255	1	1262	1
TALBOT COUNTY	7	0	40	0	18	0	0	0	65	0	0	0	4	0	5	0	0	0	9	0	74	0
TALIAFERRO COUNTY	1	0	7	0	5	0	0	0	13	0	0	0	1	0	0	0	0	0	1	0	14	0
TATNALL COUNTY	19	0	85	0	48	0	0	0	152	0	3	0	14	0	9	0	0	0	26	0	178	0
TAYLOR COUNTY	13	0	65	0	33	0	0	0	111	0	4	0	10	0	2	0	0	0	16	0	127	0
TELFAIR COUNTY	24	0	135	0	62	0	0	0	221	0	5	0	38	0	19	0	0	0	62	0	283	0
TERRELL COUNTY	29	0	152	0	55	0	0	0	236	0	8	0	45	0	18	0	0	0	71	0	307	0
THOMAS COUNTY	119	1	631	1	263	1	0	0	1013	1	21	1	143	1	59	1	0	0	223	1	1236	1
TIFT COUNTY	33	0	330	1	157	1	0	0	520	1	7	0	80	0	29	0	0	0	116	0	636	1
TOOMBS COUNTY	46	0	184	0	97	0	0	0	327	0	12	1	71	0	28	0	0	0	111	0	438	0
TOWNS COUNTY	9	0	53	0	20	0	0	0	82	0	2	0	21	0	9	0	0	0	32	0	114	0
TREUTLEN COUNTY	12	0	77	0	48	0	0	0	137	0	3	0	12	0	11	0	0	0	26	0	163	0

(continued)

Probationer Statistical Profile

Sample: Active & admin probationers, not in facilities
Act probationers 09/17/2001

Requestor: Nancy Phillips, Statistician

COUNTY OF CONVICTION by current age & sex (CONTINUED)

COUNTY	M e n							W o m e n							Grand Total %							
	age 00-21	%	age 22-39	%	age 40-98	%	UNKWN	Men Total %	age 00-21	%	age 22-39	%	age 40-98	%		UNKWN	Women Total %					
TROUP COUNTY	104	1	420	1	218	1	0	0	742	1	26	1	185	1	74	1	0	0	285	1	1027	1
TURNER COUNTY	18	0	94	0	36	0	0	0	148	0	3	0	20	0	11	0	0	0	34	0	182	0
TWIGGS COUNTY	6	0	76	0	29	0	0	0	111	0	3	0	16	0	8	0	0	0	27	0	138	0
UNION COUNTY	22	0	84	0	44	0	0	0	150	0	6	0	21	0	16	0	0	0	43	0	193	0
UPSON COUNTY	36	0	125	0	57	0	0	0	218	0	8	0	39	0	11	0	0	0	58	0	276	0
WALKER COUNTY	73	1	391	1	184	1	0	0	648	1	12	1	105	1	43	1	0	0	160	1	808	1
WALTON COUNTY	74	1	623	1	331	1	0	0	1028	1	16	1	155	1	57	1	0	0	228	1	1256	1
WARE COUNTY	40	0	244	0	126	0	0	0	410	0	10	0	94	1	36	0	0	0	140	1	550	0
WARREN COUNTY	14	0	40	0	25	0	0	0	79	0	0	0	4	0	2	0	0	0	6	0	85	0
WASHINGTON COUNTY	25	0	109	0	56	0	0	0	190	0	4	0	35	0	22	0	0	0	61	0	251	0
WAYNE COUNTY	34	0	189	0	86	0	0	0	309	0	1	0	48	0	26	0	0	0	75	0	384	0
WEBSTER COUNTY	10	0	36	0	30	0	0	0	76	0	1	0	8	0	0	0	0	0	9	0	85	0
WHEELER COUNTY	4	0	29	0	25	0	0	0	58	0	1	0	10	0	5	0	0	0	16	0	74	0
WHITE COUNTY	24	0	112	0	78	0	0	0	214	0	4	0	35	0	14	0	0	0	53	0	267	0
WHITFIELD COUNTY	128	1	631	1	293	1	0	0	1052	1	33	2	230	1	88	1	0	0	351	1	1403	1
WILCOX COUNTY	12	0	45	0	18	0	0	0	75	0	1	0	8	0	1	0	0	0	10	0	85	0
WILKES COUNTY	14	0	76	0	42	0	0	0	132	0	2	0	14	0	7	0	0	0	23	0	155	0
WILKINSON COUNTY	17	0	75	0	39	0	0	0	131	0	0	0	19	0	9	0	0	0	28	0	159	0
WORTH COUNTY	27	0	163	0	93	0	0	0	283	0	7	0	29	0	20	0	0	0	56	0	339	0
OUT OF STATE	237	2	1476	3	587	2	0	0	2300	2	58	3	488	3	176	2	0	0	722	3	3022	2
Total reported	10783		57012		27404		0		95199		2173		16488		7225		0		25886		121085	
Percent Reported	100.0		100.0		100.0				100.0		100.0		100.0		100.0				100.0		100.0	
NOT REPORTED	0		5		6		0		11		0		0		2		0		2		13	
Total	10783		57017		27410		0		95210		2173		16488		7227		0		25888		121098	

Probationer Statistical Profile

Sample: Active & admin probationers, not in facilities
Act probationers 09/17/2001

Requestor: Nancy Phillips, Statistician

CIRCUIT OF CONVICTION by current age & sex

CIRCUIT	Men							Women							Grand Total	%						
	age 00-21	age 22-39	age 40-98	age UNKWN	Men Total	Men %	age 00-21	age 22-39	age 40-98	age UNKWN	Women Total	Women %										
ALAPAHA CIRCUIT	81	1	646	1	340	1	0	0	1067	1	15	1	166	1	79	1	0	0	260	1	1327	1
ALCOVY CIRCUIT	147	1	1358	2	739	3	0	0	2244	2	33	2	342	2	153	2	0	0	528	2	2772	2
ATLANTA CIRCUIT	808	8	4730	8	2241	8	0	0	7779	8	93	4	906	6	501	7	0	0	1500	6	9279	8
ATLANTIC CIRCUIT	114	1	459	1	220	1	0	0	793	1	16	1	137	1	65	1	0	0	218	1	1011	1
AUGUSTA CIRCUIT	409	4	1735	3	847	3	0	0	2991	3	111	5	590	4	267	4	0	0	968	4	3959	3
BLUE RIDGE CIRCUIT	206	2	798	1	360	1	0	0	1364	1	46	2	211	1	111	2	0	0	368	1	1732	1
BRUNSWICK CIRCUIT	255	2	1253	2	599	2	0	0	2107	2	34	2	343	2	141	2	0	0	518	2	2625	2
CHATTAHOOCHEE CIRCUIT	338	3	1712	3	827	3	0	0	2877	3	86	4	556	3	247	3	0	0	889	3	3766	3
CHEROKEE CIRCUIT	146	1	1389	2	752	3	0	0	2287	2	30	1	450	3	188	3	0	0	668	3	2955	2
CLAYTON CIRCUIT	273	3	802	1	389	1	0	0	1464	2	94	4	379	2	126	2	0	0	599	2	2063	2
COBB CIRCUIT	769	7	4569	8	2148	8	0	0	7486	8	164	8	1359	8	618	9	0	0	2141	8	9627	8
CONASAUGA CIRCUIT	167	2	782	1	356	1	0	0	1305	1	34	2	271	2	111	2	0	0	416	2	1721	1
CORDELE CIRCUIT	128	1	522	1	260	1	0	0	910	1	17	1	163	1	53	1	0	0	233	1	1143	1
COWETA CIRCUIT	354	3	1488	3	760	3	0	0	2602	3	83	4	537	3	218	3	0	0	838	3	3440	3
DOUGHERTY CIRCUIT	329	3	2037	4	962	4	0	0	3328	4	61	3	603	4	253	4	0	0	917	4	4245	4
DUBLIN CIRCUIT	100	1	621	1	279	1	0	0	1000	1	9	0	115	1	65	1	0	0	189	1	1189	1
EASTERN CIRCUIT	360	3	1410	2	659	2	0	0	2429	3	97	4	597	4	284	4	0	0	978	4	3407	3
FLINT CIRCUIT	173	2	707	1	251	1	0	0	1131	1	30	1	194	1	74	1	0	0	298	1	1429	1
GRIFFIN CIRCUIT	242	2	1020	2	447	2	0	0	1709	2	50	2	340	2	152	2	0	0	542	2	2251	2
GWINNETT CIRCUIT	471	4	2692	5	1051	4	0	0	4214	4	97	4	726	4	306	4	0	0	1129	4	5343	4
HOUSTON CIRCUIT	136	1	591	1	263	1	0	0	990	1	27	1	191	1	76	1	0	0	294	1	1284	1
LOOKOUT MOUNTAIN CIR	209	2	1020	2	484	2	0	0	1713	2	36	2	320	2	133	2	0	0	489	2	2202	2
MACON CIRCUIT	303	3	1799	3	860	3	0	0	2962	3	69	3	574	4	269	4	0	0	912	4	3874	3
MIDDLE CIRCUIT	152	1	609	1	327	1	0	0	1088	1	24	1	206	1	82	1	0	0	312	1	1400	1
MOUNTAIN CIRCUIT	74	1	319	1	198	1	0	0	591	1	18	1	86	1	47	1	0	0	151	1	742	1
NORTHEASTERN CIRCUIT	125	1	710	1	394	1	0	0	1229	1	39	2	257	2	117	2	0	0	413	2	1642	1
NORTHERN CIRCUIT	114	1	805	1	451	2	0	0	1370	1	12	1	184	1	97	1	0	0	293	1	1663	1
OCMULGEE CIRCUIT	315	3	1625	3	671	2	0	0	2611	3	41	2	314	2	158	2	0	0	513	2	3124	3
OCONEE CIRCUIT	108	1	572	1	284	1	0	0	964	1	25	1	171	1	78	1	0	0	274	1	1238	1
OGEECHEE CIRCUIT	229	2	867	2	361	1	0	0	1457	2	38	2	252	2	105	1	0	0	395	2	1852	2
PATAULA CIRCUIT	125	1	615	1	272	1	0	0	1012	1	27	1	188	1	81	1	0	0	296	1	1308	1
PIEDMONT CIRCUIT	137	1	795	1	447	2	0	0	1379	1	32	1	237	1	105	1	0	0	374	1	1753	1
ROME CIRCUIT	124	1	849	2	459	2	0	0	1432	2	34	2	271	2	125	2	0	0	430	2	1862	2
SOUTH GEORGIA CIRCUIT	129	1	1010	2	487	2	0	0	1626	2	27	1	240	1	103	1	0	0	370	1	1996	2
SOUTHERN CIRCUIT	496	5	2238	4	947	3	0	0	3681	4	88	4	528	3	221	3	0	0	837	3	4518	4

(continued)

Probationer Statistical Profile

Sample: Active & admin probationers, not in facilities
Act probationers 09/17/2001

Requestor: Nancy Phillips, Statistician

CIRCUIT OF CONVICTION by current age & sex (CONTINUED)

CIRCUIT	M e n							W o m e n							Grand Total %							
	age 00-21	%	age 22-39	%	age 40-98	%	UNKWN	Men Total %	age 00-21	%	age 22-39	%	age 40-98	%		UNKWN	Women Total %					
SOUTHWESTERN CIRCUIT	149	1	1114	2	665	2	0	0	1928	2	16	1	260	2	129	2	0	0	405	2	2333	2
STONE MOUNTAIN CIRCU	661	6	2578	5	1167	4	0	0	4406	5	148	7	803	5	287	4	0	0	1238	5	5644	5
TALLAPOOSA CIRCUIT	105	1	785	1	519	2	0	0	1409	1	11	1	162	1	94	1	0	0	267	1	1676	1
TIFTON CIRCUIT	94	1	673	1	329	1	0	0	1096	1	19	1	141	1	63	1	0	0	223	1	1319	1
TOOMBS CIRCUIT	66	1	371	1	180	1	0	0	617	1	7	0	70	0	31	0	0	0	108	0	725	1
WAYCROSS CIRCUIT	120	1	673	1	365	1	0	0	1158	1	20	1	230	1	96	1	0	0	346	1	1504	1
WESTERN CIRCUIT	131	1	641	1	276	1	0	0	1048	1	32	1	174	1	58	1	0	0	264	1	1312	1
ROCKDALE CIRCUIT	83	1	345	1	159	1	0	0	587	1	19	1	116	1	45	1	0	0	180	1	767	1
DOUGLAS CIRCUIT	222	2	1419	3	795	3	0	0	2436	3	53	2	471	3	206	3	0	0	730	3	3166	3
APPALACHIAN CIRCUIT	77	1	540	1	334	1	0	0	951	1	19	1	203	1	80	1	0	0	302	1	1253	1
ENOTAH CIRCUIT	68	1	382	1	226	1	0	0	676	1	13	1	125	1	58	1	0	0	196	1	872	1
BELL-FORSYTH CIRCUIT	66	1	361	1	208	1	0	0	635	1	11	1	122	1	58	1	0	0	191	1	826	1
Total reported	10488		55036		26615		0		92139		2105		15881		7014		0		25000		117139	
Percent Reported	97.3		96.5		97.1				96.8		96.9		96.3		97.1				96.6		96.7	
TOWALIGA CIRCUIT	70		546		222		0		838		13		134		47		0		194		1032	
TOWALIGA CIRCUIT	238		1488		600		0		2326		58		489		179		0		726		3052	
Total	10783		57017		27410		0		95210		2173		16488		7227		0		25888		121098	

Probationer Statistical Profile

Sample: Active & admin probationers, not in facilities
Act probationers 09/17/2001

Requestor: Nancy Phillips, Statistician

CIRCUIT OF CURRENT SUPERVISION by current age & sex

CIRCUIT	Men							Women							Grand Total	%				
	age	age	age	age	Men	Men	age	age	age	age	Women	Women								
	00-21	%	22-39	%	40-98	%	UNKWN	%	00-21	%	22-39	%	40-98	%	UNKWN	%	Total	%		
ALAPAHA CIRCUIT	86	1	629	1	334	1	0	0	1049	1	13	1	146	1	80	1	239	1	1288	1
ALCOVY CIRCUIT	138	1	1241	2	678	2	0	0	2057	2	34	2	323	2	149	2	506	2	2563	2
ATLANTA CIRCUIT	934	9	5682	10	2630	10	0	0	9246	10	150	7	1271	8	601	8	2022	8	11268	9
ATLANTIC CIRCUIT	117	1	480	1	233	1	0	0	830	1	16	1	157	1	61	1	234	1	1064	1
AUGUSTA CIRCUIT	413	4	1870	3	893	3	0	0	3176	3	113	5	606	4	275	4	994	4	4170	3
BLUE RIDGE CIRCUIT	168	2	698	1	314	1	0	0	1180	1	38	2	196	1	104	1	338	1	1518	1
BRUNSWICK CIRCUIT	260	2	1263	2	615	2	0	0	2138	2	37	2	371	2	153	2	561	2	2699	2
CHATTAHOOCHEE CIRCUIT	337	3	1741	3	856	3	0	0	2934	3	88	4	561	3	250	3	899	3	3833	3
CHEROKEE CIRCUIT	161	1	1410	2	745	3	0	0	2316	2	30	1	442	3	186	3	658	3	2974	2
CLAYTON CIRCUIT	286	3	946	2	402	1	0	0	1634	2	69	3	378	2	141	2	588	2	2222	2
COBB CIRCUIT	745	7	4362	8	1971	7	0	0	7078	7	152	7	1186	7	555	8	1893	7	8971	7
CONASAUGA CIRCUIT	184	2	869	2	404	1	0	0	1457	2	37	2	295	2	121	2	453	2	1910	2
CORDELE CIRCUIT	125	1	498	1	255	1	0	0	878	1	19	1	152	1	59	1	230	1	1108	1
COWETA CIRCUIT	368	3	1594	3	801	3	0	0	2763	3	92	4	564	3	229	3	885	3	3648	3
DOUGHERTY CIRCUIT	328	3	1937	3	923	3	0	0	3188	3	63	3	593	4	248	3	904	3	4092	3
DUBLIN CIRCUIT	97	1	603	1	298	1	0	0	998	1	10	0	129	1	65	1	204	1	1202	1
EASTERN CIRCUIT	380	4	1487	3	700	3	0	0	2567	3	91	4	591	4	282	4	964	4	3531	3
FLINT CIRCUIT	163	2	683	1	281	1	0	0	1127	1	31	1	209	1	71	1	311	1	1438	1
GRIFFIN CIRCUIT	231	2	933	2	473	2	0	0	1637	2	49	2	316	2	126	2	491	2	2128	2
GWINNETT CIRCUIT	514	5	2861	5	1105	4	0	0	4480	5	113	5	808	5	326	5	1247	5	5727	5
HOUSTON CIRCUIT	125	1	532	1	255	1	0	0	912	1	23	1	181	1	66	1	270	1	1182	1
LOOKOUT MOUNTAIN CIR	214	2	1037	2	516	2	0	0	1767	2	37	2	335	2	134	2	506	2	2273	2
MACON CIRCUIT	329	3	1884	3	895	3	0	0	3108	3	74	3	595	4	275	4	944	4	4052	3
MIDDLE CIRCUIT	157	1	657	1	361	1	0	0	1175	1	23	1	217	1	85	1	325	1	1500	1
MOUNTAIN CIRCUIT	68	1	365	1	209	1	0	0	642	1	18	1	107	1	57	1	182	1	824	1
NORTHEASTERN CIRCUIT	148	1	853	1	440	2	0	0	1441	2	36	2	291	2	136	2	463	2	1904	2
NORTHERN CIRCUIT	123	1	767	1	459	2	0	0	1349	1	17	1	203	1	100	1	320	1	1669	1
OCMULGEE CIRCUIT	292	3	1527	3	657	2	0	0	2476	3	36	2	312	2	163	2	511	2	2987	2
OCONEE CIRCUIT	101	1	554	1	268	1	0	0	923	1	26	1	157	1	84	1	267	1	1190	1
OGEECHEE CIRCUIT	205	2	818	1	349	1	0	0	1372	1	41	2	252	2	110	2	403	2	1775	1
PATAULA CIRCUIT	125	1	652	1	285	1	0	0	1062	1	27	1	194	1	79	1	300	1	1362	1
PIEDMONT CIRCUIT	124	1	757	1	441	2	0	0	1322	1	33	2	225	1	95	1	353	1	1675	1
ROME CIRCUIT	133	1	843	1	459	2	0	0	1435	2	31	1	275	2	131	2	437	2	1872	2
SOUTH GEORGIA CIRCUIT	131	1	1044	2	478	2	0	0	1653	2	34	2	253	2	111	2	398	2	2051	2
SOUTHERN CIRCUIT	488	5	2227	4	968	4	0	0	3683	4	86	4	546	3	213	3	845	3	4528	4
SOUTHWESTERN CIRCUIT	145	1	1054	2	628	2	0	0	1827	2	12	1	264	2	127	2	403	2	2230	2

(continued)

Probationer Statistical Profile

Sample: Active & admin probationers, not in facilities
Act probationers 09/17/2001

Requestor: Nancy Phillips, Statistician

CIRCUIT OF CURRENT SUPERVISION by current age & sex (CONTINUED)

CIRCUIT	M e n							W o m e n							Grand Total %
	age 00-21	age 22-39	age 40-98	age UNKWN	Men Total	age 00-21	age 22-39	age 40-98	age UNKWN	Women Total					
STONE MOUNTAIN CIRCUIT	705	2965	1301	0	4971	158	880	324	0	1362	6333				
TALLAPOOSA CIRCUIT	114	840	548	0	1502	18	230	114	0	362	1864				
TIFTON CIRCUIT	109	731	336	0	1176	24	156	68	0	248	1424				
TOOMBS CIRCUIT	66	355	169	0	590	8	71	36	0	115	705				
WAYCROSS CIRCUIT	127	737	377	0	1241	21	231	106	0	358	1599				
WESTERN CIRCUIT	138	681	297	0	1116	26	157	67	0	250	1366				
ROCKDALE CIRCUIT	86	407	189	0	682	19	141	43	0	203	885				
DOUGLAS CIRCUIT	198	1208	648	0	2054	37	370	170	0	577	2631				
APPALACHIAN CIRCUIT	83	532	336	0	951	23	175	89	0	287	1238				
ENOTAH CIRCUIT	62	356	238	0	656	13	127	64	0	204	860				
Burruss SAI	57	306	164	0	527	6	108	43	0	157	684				
Dodge SAI	72	497	207	0	776	16	128	51	0	195	971				
Total reported	10760	56973	27389	0	95122	2168	16475	7223	0	25866	120988				
Percent Reported	99.8	99.9	99.9		99.9	99.8	99.9	99.9		99.9	99.9				
Washington Det Ctr	23	44	21	0	88	5	13	4	0	22	110				
Total	10783	57017	27410	0	95210	2173	16488	7227	0	25888	121098				

Probationer Statistical Profile

Sample: Active & admin probationers, not in facilities
Act probationers 09/17/2001

Requestor: Nancy Phillips, Statistician

SENTENCE LENGTH by current age & sex

SENTENCE (IN YEARS)	Men					Women					Grand Total	%
	age 00-21	age 22-39	age 40-98	age UNKWN	Men Total	age 00-21	age 22-39	age 40-98	age UNKWN	Women Total		
0-1	82	424	174	0	680	24	122	54	0	200	880	1
1.1-2	609	2419	994	0	4022	163	738	255	0	1156	5178	4
2.1-3	1061	3388	1535	0	5984	310	1160	434	0	1904	7888	7
3.1-4	1373	5015	2178	0	8566	423	2037	700	0	3160	11726	10
4.1-5	1261	5830	2632	0	9723	259	1665	691	0	2615	12338	10
5.1-6	3611	16866	7488	0	27965	656	5172	2049	0	7877	35842	30
6.1-7	393	2723	1224	0	4340	75	744	303	0	1122	5462	5
7.1-8	441	3136	1392	0	4969	43	761	309	0	1113	6082	5
8.1-9	321	2471	1187	0	3979	39	614	312	0	965	4944	4
9.1-10	151	1307	733	0	2191	14	319	173	0	506	2697	2
10.1-12	1194	8473	4282	0	13949	146	2316	1285	0	3747	17696	15
12.1-15	63	1440	914	0	2417	7	269	194	0	470	2887	2
15.1-20	135	1942	1346	0	3423	5	333	258	0	596	4019	3
20.1-OVER	88	1554	1225	0	2867	9	238	206	0	453	3320	3
INDEFINITE	0	0	0	0	0	0	0	0	0	0	0	0
Total reported	10783	56988	27304	0	95075	2173	16488	7223	0	25884	120959	
Percent Reported	100.0	99.9	99.6		99.9	100.0	100.0	99.9		100.0	99.9	
NOT REPORTED	0	29	106	0	135	0	0	4	0	4	139	
Total	10783	57017	27410	0	95210	2173	16488	7227	0	25888	121098	
AVERAGE EXCLUDING INDEFINITE	5.34	6.67	7.35	.00	6.71	4.44	5.99	6.85	.00	6.10	6.58	

Probationer Statistical Profile

Sample: Active & admin probationers, not in facilities
Act probationers 09/17/2001

Requestor: Nancy Phillips, Statistician

TIME SERVED by current age & sex

TIME SERVED (IN YRS)	M e n					W o m e n					Grand Total %
	age 00-21 %	age 22-39 %	age 40-98 %	age UNKWN %	Men Total %	age 00-21 %	age 22-39 %	age 40-98 %	age UNKWN %	Women Total %	
0-1	5306 49	16170 28	6838 25	0 0	28314 30	1153 53	4999 30	1845 26	0 0	7997 31	36311 30
1.1-2	3323 31	13733 24	5987 22	0 0	23043 24	658 30	4159 25	1666 23	0 0	6483 25	29526 24
2.1-3	1525 14	9793 17	4558 17	0 0	15876 17	282 13	2913 18	1210 17	0 0	4405 17	20281 17
3.1-4	532 5	6316 11	2638 10	0 0	9486 10	71 3	1808 11	761 11	0 0	2640 10	12126 10
4.1-5	81 1	4298 8	1759 6	0 0	6138 6	9 0	1152 7	522 7	0 0	1683 7	7821 6
5.1-6	14 0	2129 4	1095 4	0 0	3238 3	0 0	469 3	269 4	0 0	738 3	3976 3
6.1-7	0 0	1346 2	814 3	0 0	2160 2	0 0	297 2	214 3	0 0	511 2	2671 2
7.1-8	0 0	966 2	694 3	0 0	1660 2	0 0	224 1	174 2	0 0	398 2	2058 2
8.1-9	1 0	653 1	572 2	0 0	1226 1	0 0	150 1	142 2	0 0	292 1	1518 1
9.1-10	0 0	514 1	548 2	0 0	1062 1	0 0	126 1	125 2	0 0	251 1	1313 1
10.1-12	1 0	551 1	657 2	0 0	1209 1	0 0	94 1	113 2	0 0	207 1	1416 1
12.1-15	0 0	303 1	568 2	0 0	871 1	0 0	42 0	81 1	0 0	123 0	994 1
15.1-20	0 0	120 0	450 2	0 0	570 1	0 0	22 0	51 1	0 0	73 0	643 1
20.1-OVER	0 0	123 0	230 1	0 0	353 0	0 0	31 0	53 1	0 0	84 0	437 0
Total reported	10783	57015	27408	0	95206	2173	16486	7226	0	25885	121091
Percent Reported	100.0	100.0	100.0		100.0	100.0	100.0	100.0		100.0	100.0
NOT REPORTED	0	2	2	0	4	0	2	1	0	3	7
Total	10783	57017	27410	0	95210	2173	16488	7227	0	25888	121098
AVERAGE TIME SERVED	1.25	2.75	3.80	.00	2.88	1.16	2.50	3.56	.00	2.68	2.84

Probationer Statistical Profile

Sample: Active & admin probationers, not in facilities
Act probationers 09/17/2001

Requestor: Nancy Phillips, Statistician

TIME LEFT TO SERVE by current age & sex

TIME LEFT (IN YEARS)	Men					Women					Grand Total %
	age 00-21 %	age 22-39 %	age 40-98 %	age UNKWN %	Men Total %	age 00-21 %	age 22-39 %	age 40-98 %	age UNKWN %	Women Total %	
0-1	1227 11	10114 18	5109 19	0 0	16450 17	370 17	3240 20	1408 19	0 0	5018 19	21468 18
1.1-2	1662 15	9847 17	4614 17	0 0	16123 17	407 19	3055 19	1259 17	0 0	4721 18	20844 17
2.1-3	1768 16	9032 16	4227 15	0 0	15027 16	419 19	2642 16	1135 16	0 0	4196 16	19223 16
3.1-4	1817 17	7731 14	3489 13	0 0	13037 14	316 15	2233 14	948 13	0 0	3497 14	16534 14
4.1-5	1914 18	6634 12	3066 11	0 0	11614 12	374 17	1976 12	810 11	0 0	3160 12	14774 12
5.1-6	376 3	2799 5	1360 5	0 0	4535 5	48 2	760 5	340 5	0 0	1148 4	5683 5
6.1-7	395 4	2647 5	1218 4	0 0	4260 4	55 3	687 4	322 4	0 0	1064 4	5324 4
7.1-8	366 3	2081 4	990 4	0 0	3437 4	47 2	520 3	263 4	0 0	830 3	4267 4
8.1-9	461 4	1842 3	894 3	0 0	3197 3	45 2	470 3	221 3	0 0	736 3	3933 3
9.1-10	518 5	1601 3	792 3	0 0	2911 3	71 3	448 3	214 3	0 0	733 3	3644 3
10.1-12	47 0	748 1	419 2	0 0	1214 1	5 0	126 1	86 1	0 0	217 1	1431 1
12.1-15	130 1	960 2	511 2	0 0	1601 2	3 0	159 1	102 1	0 0	264 1	1865 2
15.1-20	80 1	611 1	385 1	0 0	1076 1	9 0	111 1	72 1	0 0	192 1	1268 1
20.1-OVER	17 0	307 1	209 1	0 0	533 1	2 0	52 0	41 1	0 0	95 0	628 1
INDEFINITE	0 0	0 0	0 0	0 0	0 0	0 0	0 0	0 0	0 0	0 0	0 0
NONE	5 0	34 0	20 0	0 0	59 0	2 0	9 0	2 0	0 0	13 0	72 0
Total reported	10783	56988	27303	0	95074	2173	16488	7223	0	25884	120958
Percent Reported	100.0	99.9	99.6		99.9	100.0	100.0	99.9		100.0	99.9
NOT REPORTED	0	29	107	0	136	0	0	4	0	4	140
Total	10783	57017	27410	0	95210	2173	16488	7227	0	25888	121098
AVERAGE EXCLUDING INDEFINITE, NONE	4.00	3.83	3.97	.00	3.89	3.23	3.46	3.74	.00	3.52	3.81

Probationer Statistical Profile

Sample: Active & admin probationers, not in facilities
Act probationers 09/17/2001

Requestor: Nancy Phillips, Statistician

CASE TYPE by current age & sex

CASE TYPE	M e n				W o m e n				Grand Total %			
	age 00-21 %	age 22-39 %	age 40-98 %	age UNKWN %	Men Total %	age 00-21 %	age 22-39 %	age 40-98 %		age UNKWN %	Women Total %	
PRESENTENCE	0 0	0 0	0 0	0 0	0 0	0 0	0 0	0 0	0 0	0 0	0 0	0 0
SPLIT SENTENCE	184 2	5600 10	4042 15	0 0	9826 10	12 1	660 4	522 7	0 0	1194 5	11020 9	
STRAIGHT SENTENCE	10361 96	49881 87	22691 83	0 0	82933 87	2103 97	15332 93	6524 90	0 0	23959 93	106892 88	
ABANDONMENT&BASTARDY	0 0	27 0	75 0	0 0	102 0	0 0	2 0	1 0	0 0	3 0	105 0	
OUT OF STATE PROB	237 2	1491 3	596 2	0 0	2324 2	58 3	492 3	180 2	0 0	730 3	3054 3	
OUT OF STATE A&B	0 0	0 0	2 0	0 0	2 0	0 0	0 0	0 0	0 0	0 0	2 0	
SUSPENDED SENTENCE	1 0	18 0	4 0	0 0	23 0	0 0	2 0	0 0	0 0	2 0	25 0	
Total reported	10783	57017	27410	0	95210	2173	16488	7227	0	25888	121098	
Percent Reported	100.0	100.0	100.0		100.0	100.0	100.0	100.0		100.0	100.0	
NOT REPORTED	0	0	0	0	0	0	0	0	0	0	0	
Total	10783	57017	27410	0	95210	2173	16488	7227	0	25888	121098	

Probationer Statistical Profile

Sample: Active & admin probationers, not in facilities
Act probationers 09/17/2001

Requestor: Nancy Phillips, Statistician

RELEASE TYPE by current age & sex

RELEASE TYPE	M e n					W o m e n					Grand Total %	
	age 00-21 %	age 22-39 %	age 40-98 %	age UNKWN %	Men Total %	age 00-21 %	age 22-39 %	age 40-98 %	age UNKWN %	Women Total %		
TRANSF OUT OF STATE	0 0	0 0	0 0	0 0	0 0	0 0	0 0	0 0	0 0	0 0	0 0	0 0
REVOKED (TECHNICAL)	0 0	0 0	0 0	0 0	0 0	0 0	0 0	0 0	0 0	0 0	0 0	0 0
REVOKED (NEW SENT)	0 0	0 0	0 0	0 0	0 0	0 0	0 0	0 0	0 0	0 0	0 0	0 0
REVOKED (NEW CRIME)	0 0	0 0	0 0	0 0	0 0	0 0	0 0	0 0	0 0	0 0	0 0	0 0
ABSCONDED (TOLLED)	0 0	0 0	0 0	0 0	0 0	0 0	0 0	0 0	0 0	0 0	0 0	0 0
ABSCONDED (NON-TOLL)	0 0	0 0	0 0	0 0	0 0	0 0	0 0	0 0	0 0	0 0	0 0	0 0
TERMINATED BY COURT	0 0	0 0	0 0	0 0	0 0	0 0	0 0	0 0	0 0	0 0	0 0	0 0
OUT OF STATE TERM	0 0	0 0	0 0	0 0	0 0	0 0	0 0	0 0	0 0	0 0	0 0	0 0
DEATH	0 0	0 0	0 0	0 0	0 0	0 0	0 0	0 0	0 0	0 0	0 0	0 0
FINAN OBLIG COMPLETE	0 0	0 0	0 0	0 0	0 0	0 0	0 0	0 0	0 0	0 0	0 0	0 0
OTHER	0 0	0 0	0 0	0 0	0 0	0 0	0 0	0 0	0 0	0 0	0 0	0 0
NORMAL RELEASE	0 0	0 0	0 0	0 0	0 0	0 0	0 0	0 0	0 0	0 0	0 0	0 0
A & B SPECIAL TERM	0 0	0 0	0 0	0 0	0 0	0 0	0 0	0 0	0 0	0 0	0 0	0 0
INDEP JURISDICTION	0 0	0 0	0 0	0 0	0 0	0 0	0 0	0 0	0 0	0 0	0 0	0 0
ACTIVE	10783100	57017100	27410100	0 0	95210100	2173100	16488100	7227100	0 0	25888100	121098100	
Total reported	10783	57017	27410	0	95210	2173	16488	7227	0	25888	121098	
Percent Reported	100.0	100.0	100.0		100.0	100.0	100.0	100.0		100.0	100.0	
NOT REPORTED	0	0	0	0	0	0	0	0	0	0	0	
Total	10783	57017	27410	0	95210	2173	16488	7227	0	25888	121098	

Probationer Statistical Profile

Sample: Active & admin probationers, not in facilities
Act probationers 09/17/2001

Requestor: Nancy Phillips, Statistician

FIRST OFFENDER STATUS by current age & sex

STATUS	M e n					W o m e n					Grand Total %
	age 00-21 %	age 22-39 %	age 40-98 %	age UNKWN %	Men Total %	age 00-21 %	age 22-39 %	age 40-98 %	age UNKWN %	Women Total %	
FIRST OFFNDR STATUS	5283 49	14354 25	4338 16	0 0	23975 25	1389 64	6406 39	2126 29	0 0	9921 38	33896 28
NO FIRST OFFNDR STAT	5500 51	42663 75	23072 84	0 0	71235 75	784 36	10082 61	5101 71	0 0	15967 62	87202 72
Total reported	10783	57017	27410	0	95210	2173	16488	7227	0	25888	121098
Percent Reported	100.0	100.0	100.0		100.0	100.0	100.0	100.0		100.0	100.0
NOT REPORTED	0	0	0	0	0	0	0	0	0	0	0
Total	10783	57017	27410	0	95210	2173	16488	7227	0	25888	121098

Probationer Statistical Profile

Sample: Active & admin probationers, not in facilities
Act probationers 09/17/2001

Requestor: Nancy Phillips, Statistician

TYPE PROBATIONER by current age & sex

TYPE PROBATIONER	M e n				W o m e n				Grand Total %		
	age 00-21 %	age 22-39 %	age 40-98 %	age UNKWN %	Men Total %	age 00-21 %	age 22-39 %	age 40-98 %		age UNKWN %	Women Total %
MISDEMEANANT	464 4	2106 4	1074 4	0 0	3644 4	126 6	669 4	301 4	0 0	1096 4	4740 4
FELON	10318 96	54866 96	26255 96	0 0	91439 96	2047 94	15815 96	6925 96	0 0	24787 96	116226 96
ABANDONMENT&BASTARDY	0 0	27 0	77 0	0 0	104 0	0 0	2 0	1 0	0 0	3 0	107 0
SUSPENDED SENTENCE	1 0	18 0	4 0	0 0	23 0	0 0	2 0	0 0	0 0	2 0	25 0
Total reported	10783	57017	27410	0	95210	2173	16488	7227	0	25888	121098
Percent Reported	100.0	100.0	100.0		100.0	100.0	100.0	100.0		100.0	100.0
NOT REPORTED	0	0	0	0	0	0	0	0	0	0	0
Total	10783	57017	27410	0	95210	2173	16488	7227	0	25888	121098

Probationer Statistical Profile

Sample: Active & admin probationers, not in facilities
Act probationers 09/17/2001

Requestor: Nancy Phillips, Statistician

MOST SERIOUS CRIME BY GROUP by current age & sex

CRIME GROUP	Men				Women				Grand Total	%	
	age 00-21	age 22-39	age 40-98	age UNKWN	Men Total	age 00-21	age 22-39	age 40-98			age UNKWN
HOMICIDE	22 0	326 1	242 1	0 0	590 1	5 0	102 1	80 1	0 0	187 1	777 1
ABORTION	0 0	5 0	1 0	0 0	6 0	0 0	2 0	0 0	0 0	2 0	8 0
BODILY INJRY&REL OFF	677 6	5449 10	3317 12	0 0	9443 10	145 7	1027 6	476 7	0 0	1648 6	11091 9
ARSON & REL OFF	43 0	330 1	183 1	0 0	556 1	3 0	103 1	67 1	0 0	173 1	729 1
DAMAGE OF PROPERTY	235 2	659 1	227 1	0 0	1121 1	42 2	133 1	46 1	0 0	221 1	1342 1
BURGLARY & REL OFF	1704 16	5832 10	1506 5	0 0	9042 9	121 6	591 4	145 2	0 0	857 3	9899 8
FORGERY & REL OFF	574 5	4067 7	1818 7	0 0	6459 7	472 22	3726 23	1312 18	0 0	5510 21	11969 10
THEFT	2360 22	7777 14	3096 11	0 0	13233 14	672 31	30659 22	1351 19	0 0	5682 22	18915 16
ROBBERY	379 4	1792 3	471 2	0 0	2642 3	41 2	173 1	50 1	0 0	264 1	2906 2
SEXUAL OFFENSES	451 4	2180 4	2057 8	0 0	4688 5	15 1	101 1	40 1	0 0	156 1	4844 4
OBSCENITY CRIMES	1 0	5 0	6 0	0 0	12 0	0 0	0 0	0 0	0 0	0 0	12 0
TREASON & REL OFF	7 0	31 0	15 0	0 0	53 0	2 0	15 0	4 0	0 0	21 0	74 0
CRIMES INVOLVNG GOVT	181 2	1308 2	491 2	0 0	1980 2	36 2	431 3	225 3	0 0	692 3	2672 2
FALSIFICATIONS	22 0	153 0	91 0	0 0	266 0	17 1	90 1	33 0	0 0	140 1	406 0
OBSTRUCT LAW ENFORCE	37 0	217 0	85 0	0 0	339 0	3 0	78 0	41 1	0 0	122 0	461 0
DISORDERLY CONDUCT	62 1	188 0	64 0	0 0	314 0	8 0	28 0	11 0	0 0	47 0	361 0
GAMBLING & REL OFF	6 0	28 0	19 0	0 0	53 0	2 0	17 0	8 0	0 0	27 0	80 0
CRUELTY TO CHILDREN	24 0	561 1	328 1	0 0	913 1	22 1	419 3	119 2	0 0	560 2	1473 1
CRIMES WITH GUNS	189 2	835 1	601 2	0 0	1625 2	21 1	47 0	30 0	0 0	98 0	1723 1
INVASION PRIVACY	6 0	89 0	46 0	0 0	141 0	0 0	2 0	2 0	0 0	4 0	145 0
RACKETEERING	0 0	6 0	20 0	0 0	26 0	0 0	4 0	4 0	0 0	8 0	34 0
DRUG ABUSE OFFENSES	3188 30	20233 35	8937 33	0 0	32358 34	384 18	4605 28	2520 35	0 0	7509 29	39867 33
DRUG TRAFFICKING	23 0	391 1	290 1	0 0	704 1	8 0	95 1	85 1	0 0	188 1	892 1
AUTO CRIMES	15 0	1940 3	2102 8	0 0	4057 4	2 0	169 1	180 2	0 0	351 1	4408 4
REVENUE & CONTRABAND	1 0	4 0	5 0	0 0	10 0	0 0	3 0	2 0	0 0	5 0	15 0
CRIMES OF OTH STATES	39 0	184 0	81 0	0 0	304 0	12 1	79 0	30 0	0 0	121 0	425 0
MISC. FELONIES	69 1	290 1	158 1	0 0	517 1	14 1	113 1	62 1	0 0	189 1	706 1
MISDEMEANORS	464 4	2126 4	1144 4	0 0	3734 4	126 6	669 4	302 4	0 0	1097 4	4831 4
Total reported	10779	57006	27401	0	95186	2173	16481	7225	0	25879	121065
Percent Reported	100.0	100.0	100.0		100.0	100.0	100.0	100.0		100.0	100.0
NOT REPORTED	4	11	9	0	24	0	7	2	0	9	33
Total	10783	57017	27410	0	95210	2173	16488	7227	0	25888	121098

Probationer Statistical Profile

Sample: Active & admin probationers, not in facilities
Act probationers 09/17/2001

Requestor: Nancy Phillips, Statistician

MOST SERIOUS OFFENSE by current age & sex

MOST SERIOUS OFFENSE	Men					Women					Grand Total %	
	age 00-21 %	age 22-39 %	age 40-98 %	age UNKWN %	Men Total %	age 00-21 %	age 22-39 %	age 40-98 %	age UNKWN %	Women Total %		

MISDEMEANORS	-----											
abandonment	0 0	19 0	68 0	0 0	87 0	0 0	0 0	1 0	0 0	1 0	88 0	
non-support	0 0	1 0	0 0	0 0	1 0	0 0	0 0	0 0	0 0	0 0	1 0	
stalking	2 0	15 0	11 0	0 0	28 0	0 0	3 0	2 0	0 0	5 0	33 0	
assault & battery	6 0	39 0	17 0	0 0	62 0	3 0	4 0	2 0	0 0	9 0	71 0	
attempted murder	0 0	3 0	0 0	0 0	3 0	0 0	0 0	0 0	0 0	0 0	3 0	
aggravated assault	4 0	21 0	24 0	0 0	49 0	1 0	9 0	3 0	0 0	13 0	62 0	
simple assault	12 0	75 0	48 0	0 0	135 0	5 0	19 0	7 0	0 0	31 0	166 0	
simple battery	62 1	344 1	149 1	0 0	555 1	19 1	52 0	22 0	0 0	93 0	648 1	
stabbing another	0 0	1 0	1 0	0 0	2 0	0 0	0 0	0 0	0 0	0 0	2 0	
shooting at another	0 0	0 0	1 0	0 0	1 0	0 0	2 0	0 0	0 0	2 0	3 0	
wife beating	0 0	1 0	0 0	0 0	1 0	0 0	0 0	0 0	0 0	0 0	1 0	
concealing a death	0 0	1 0	0 0	0 0	1 0	0 0	0 0	0 0	0 0	0 0	1 0	
leave scene had inju	0 0	1 0	2 0	0 0	3 0	0 0	1 0	0 0	0 0	1 0	4 0	
criminal intfer govt	1 0	3 0	0 0	0 0	4 0	0 0	0 0	0 0	0 0	0 0	4 0	
reckless conduct	10 0	35 0	20 0	0 0	65 0	3 0	12 0	4 0	0 0	19 0	84 0	
disorderly conduct	6 0	15 0	9 0	0 0	30 0	0 0	3 0	1 0	0 0	4 0	34 0	
motor vehicle abando	0 0	1 0	1 0	0 0	2 0	0 0	0 0	1 0	0 0	1 0	3 0	
larceny	2 0	3 0	2 0	0 0	7 0	1 0	2 0	1 0	0 0	4 0	11 0	
receiving stolen goo	7 0	18 0	8 0	0 0	33 0	2 0	6 0	3 0	0 0	11 0	44 0	
theft by taking	36 0	114 0	35 0	0 0	185 0	13 1	61 0	28 0	0 0	102 0	287 0	
robbery	3 0	11 0	1 0	0 0	15 0	0 0	4 0	0 0	0 0	4 0	19 0	
burglary	3 0	23 0	5 0	0 0	31 0	0 0	2 0	0 0	0 0	2 0	33 0	
car breaking	0 0	1 0	0 0	0 0	1 0	0 0	0 0	1 0	0 0	1 0	2 0	
alter id	0 0	2 0	0 0	0 0	2 0	0 0	0 0	0 0	0 0	0 0	2 0	
cheating & swindling	0 0	0 0	1 0	0 0	1 0	0 0	0 0	0 0	0 0	0 0	1 0	
bad checks	3 0	66 0	37 0	0 0	106 0	8 0	109 1	46 1	0 0	163 1	269 0	
fraudulent checks	0 0	2 0	3 0	0 0	5 0	0 0	4 0	1 0	0 0	5 0	10 0	
forgery	5 0	11 0	3 0	0 0	19 0	2 0	14 0	1 0	0 0	17 0	36 0	
worthless checks	0 0	1 0	1 0	0 0	2 0	0 0	7 0	6 0	0 0	13 0	15 0	
sale/dist of narcoti	0 0	7 0	1 0	0 0	8 0	0 0	0 0	0 0	0 0	0 0	8 0	
public drunkenness	0 0	4 0	2 0	0 0	6 0	0 0	2 0	0 0	0 0	2 0	8 0	
s/d dep,stim,cntrf d	0 0	3 0	0 0	0 0	3 0	0 0	0 0	0 0	0 0	0 0	3 0	
poss n.t.p. whiskey	0 0	1 0	0 0	0 0	1 0	0 0	0 0	0 0	0 0	0 0	1 0	

(continued)

Probationer Statistical Profile

Sample: Active & admin probationers, not in facilities
Act probationers 09/17/2001

Requestor: Nancy Phillips, Statistician

MOST SERIOUS OFFENSE by current age & sex (CONTINUED)

MOST SERIOUS OFFENSE	Men					Women					Grand Total	%
	age 00-21 %	age 22-39 %	age 40-98 %	age UNKWN %	Men Total %	age 00-21 %	age 22-39 %	age 40-98 %	age UNKWN %	Women Total %		
sale/dist of marijua	0 0	4 0	3 0	0 0	7 0	0 0	1 0	0 0	0 0	1 0	8 0	
poss of narcotics	1 0	3 0	0 0	0 0	4 0	0 0	0 0	1 0	0 0	1 0	5 0	
poss dep,stim,cntrf	0 0	2 0	0 0	0 0	2 0	0 0	0 0	0 0	0 0	0 0	2 0	
poss of l.s.d.	1 0	0 0	0 0	0 0	1 0	0 0	0 0	0 0	0 0	0 0	1 0	
poss of marijuana	38 0	87 0	23 0	0 0	148 0	5 0	24 0	10 0	0 0	39 0	187 0	
viol motor veh law	16 0	132 0	48 0	0 0	196 0	2 0	21 0	8 0	0 0	31 0	227 0	
d.u.i.	39 0	408 1	316 1	0 0	763 1	9 0	81 1	50 1	0 0	140 1	903 1	
obstr of law enf off	40 0	164 0	55 0	0 0	259 0	4 0	27 0	12 0	0 0	43 0	302 0	
impersonating anothe	1 0	15 0	3 0	0 0	19 0	1 0	11 0	0 0	0 0	12 0	31 0	
criminal trespassing	41 0	68 0	29 0	0 0	138 0	10 0	18 0	4 0	0 0	32 0	170 0	
illegal attm to obt	0 0	1 0	1 0	0 0	2 0	0 0	0 0	1 0	0 0	1 0	3 0	
criminal damage	5 0	8 0	4 0	0 0	17 0	1 0	2 0	1 0	0 0	4 0	21 0	
terroristic threats	1 0	4 0	5 0	0 0	10 0	0 0	1 0	0 0	0 0	1 0	11 0	
viol ga cntrl subst	27 0	86 0	30 0	0 0	143 0	8 0	23 0	13 0	0 0	44 0	187 0	
prostitution	0 0	0 0	0 0	0 0	0 0	0 0	1 0	0 0	0 0	1 0	1 0	
sodomy	0 0	0 0	3 0	0 0	3 0	0 0	0 0	0 0	0 0	0 0	3 0	
public indecency	0 0	11 0	7 0	0 0	18 0	0 0	1 0	0 0	0 0	1 0	19 0	
molesting a minor	0 0	0 0	3 0	0 0	3 0	0 0	0 0	0 0	0 0	0 0	3 0	
attempted rape	0 0	1 0	0 0	0 0	1 0	0 0	0 0	0 0	0 0	0 0	1 0	
sexual battery	10 0	19 0	20 0	0 0	49 0	0 0	2 0	0 0	0 0	2 0	51 0	
escape	1 0	8 0	0 0	0 0	9 0	0 0	0 0	1 0	0 0	1 0	10 0	
cpwl & concealed wea	6 0	27 0	9 0	0 0	42 0	1 0	2 0	1 0	0 0	4 0	46 0	
shoplifting	18 0	20 0	10 0	0 0	48 0	18 1	45 0	20 0	0 0	83 0	131 0	
viol game & fish law	2 0	1 0	1 0	0 0	4 0	0 0	0 0	0 0	0 0	0 0	4 0	
pointing gun at anot	2 0	9 0	6 0	0 0	17 0	0 0	1 0	0 0	0 0	1 0	18 0	
carry dly weapons pu	3 0	3 0	0 0	0 0	6 0	0 0	1 0	0 0	0 0	1 0	7 0	
criminal attempt	0 0	1 0	2 0	0 0	3 0	0 0	1 0	1 0	0 0	2 0	5 0	
other misdemeanor	10 0	84 0	46 0	0 0	140 0	1 0	32 0	20 0	0 0	53 0	193 0	
riot	1 0	0 0	0 0	0 0	1 0	0 0	0 0	0 0	0 0	0 0	1 0	
inciting to riot	4 0	0 0	0 0	0 0	4 0	0 0	0 0	0 0	0 0	0 0	4 0	
fighting in public p	3 0	2 0	1 0	0 0	6 0	1 0	3 0	1 0	0 0	5 0	11 0	
off agnst pub hlth/m	0 0	5 0	6 0	0 0	11 0	0 0	0 0	0 0	0 0	0 0	11 0	
gambling & related o	0 0	1 0	1 0	0 0	2 0	0 0	1 0	0 0	0 0	1 0	3 0	
sale/dist mat hrmfl	0 0	1 0	0 0	0 0	1 0	0 0	0 0	0 0	0 0	0 0	1 0	
involuntary manslaug	3 0	0 0	2 0	0 0	5 0	0 0	1 0	1 0	0 0	2 0	7 0	

(continued)

Probationer Statistical Profile

Sample: Active & admin probationers, not in facilities
Act probationers 09/17/2001

Requestor: Nancy Phillips, Statistician

MOST SERIOUS OFFENSE by current age & sex (CONTINUED)

MOST SERIOUS OFFENSE	Men					Women					Grand Total	%
	age 00-21	age 22-39	age 40-98	age UNKWN	Men Total	age 00-21	age 22-39	age 40-98	age UNKWN	Women Total		
interference with cu	1 0	1 0	3 0	0 0	5 0	0 0	0 0	0 0	0 0	0 0	5 0	0
theft by deception <	1 0	3 0	4 0	0 0	8 0	2 0	5 0	4 0	0 0	11 0	19 0	0
theft/lost/property<	2 0	5 0	1 0	0 0	8 0	0 0	0 0	0 0	0 0	0 0	8 0	0
theft of services <	0 0	1 0	2 0	0 0	3 0	0 0	1 0	0 0	0 0	1 0	4 0	0
theft by conversion	0 0	5 0	4 0	0 0	9 0	0 0	5 0	2 0	0 0	7 0	16 0	0
theft motor vehicle,	1 0	2 0	0 0	0 0	3 0	0 0	0 0	0 0	0 0	0 0	3 0	0
conversn lead prop	0 0	0 0	0 0	0 0	0 0	0 0	1 0	0 0	0 0	1 0	1 0	0
entrng mot veh crim	0 0	5 0	0 0	0 0	5 0	0 0	1 0	2 0	0 0	3 0	8 0	0
violtn forgery&fraud	0 0	1 0	2 0	0 0	3 0	0 0	1 0	0 0	0 0	1 0	4 0	0
trnsatns drug rel ob	0 0	0 0	1 0	0 0	1 0	0 0	0 0	0 0	0 0	0 0	1 0	0
tpos/use drug rel ob	0 0	1 0	1 0	0 0	2 0	0 0	1 0	1 0	0 0	2 0	4 0	0
obtn/attmpt drugs il	0 0	1 0	2 0	0 0	3 0	0 0	5 0	4 0	0 0	9 0	12 0	0
viol dangerous drugs	0 0	1 0	0 0	0 0	1 0	0 0	1 0	0 0	0 0	1 0	2 0	0
mfg/dist imitate con	0 0	4 0	0 0	0 0	4 0	0 0	1 0	1 0	0 0	2 0	6 0	0
misc. abuse govt off	1 0	1 0	0 0	0 0	2 0	0 0	2 0	0 0	0 0	2 0	4 0	0
misc. escape & other	0 0	2 0	0 0	0 0	2 0	0 0	0 0	0 0	0 0	0 0	2 0	0
misc. offns relt jud	0 0	1 0	0 0	0 0	1 0	0 0	0 0	0 0	0 0	0 0	1 0	0
misc. obstruction of	1 0	1 0	1 0	0 0	3 0	0 0	0 0	0 0	0 0	0 0	3 0	0
misc. sexual offense	5 0	2 0	4 0	0 0	11 0	0 0	0 0	0 0	0 0	0 0	11 0	0
pandering	0 0	0 0	1 0	0 0	1 0	0 0	0 0	0 0	0 0	0 0	1 0	0
distrbut obscene mat	0 0	1 0	0 0	0 0	1 0	0 0	0 0	0 0	0 0	0 0	1 0	0
providing sex mat mi	0 0	1 0	0 0	0 0	1 0	0 0	0 0	0 0	0 0	0 0	1 0	0
exhibit sex shows mi	0 0	0 0	1 0	0 0	1 0	0 0	0 0	0 0	0 0	0 0	1 0	0
dng instrmtalties &	0 0	1 0	0 0	0 0	1 0	0 0	0 0	0 0	0 0	0 0	1 0	0
vio prvsns/regs alco	0 0	0 0	2 0	0 0	2 0	0 0	0 0	0 0	0 0	0 0	2 0	0
furnish liquor to mi	0 0	1 0	2 0	0 0	3 0	0 0	0 0	0 0	0 0	0 0	3 0	0
poss alc bev by juve	4 0	1 0	1 0	0 0	6 0	0 0	0 0	0 0	0 0	0 0	6 0	0
veh homicide tit 40	1 0	2 0	3 0	0 0	6 0	0 0	0 0	1 0	0 0	1 0	7 0	0
viol motor veh licen	0 0	1 0	0 0	0 0	1 0	0 0	0 0	0 0	0 0	0 0	1 0	0
conspiracy commit mis	0 0	1 0	0 0	0 0	1 0	0 0	0 0	0 0	0 0	0 0	1 0	0
misc misdemeanor	11 0	59 0	22 0	0 0	92 0	6 0	27 0	10 0	0 0	43 0	135 0	0
misc. invasion of pr	0 0	1 0	0 0	0 0	1 0	0 0	0 0	0 0	0 0	0 0	1 0	0
violation othr state	1 0	3 0	3 0	0 0	7 0	0 0	2 0	2 0	0 0	4 0	11 0	0

(continued)

Probationer Statistical Profile

Sample: Active & admin probationers, not in facilities
Act probationers 09/17/2001

Requestor: Nancy Phillips, Statistician

MOST SERIOUS OFFENSE by current age & sex (CONTINUED)

MOST SERIOUS OFFENSE	Men					Women					Grand Total %
	age 00-21 %	age 22-39 %	age 40-98 %	age UNKWN %	Men Total %	age 00-21 %	age 22-39 %	age 40-98 %	age UNKWN %	Women Total %	
FELONIES											
MISC. HOMICIDE OFFEN	0 0	4 0	1 0	0 0	5 0	0 0	0 0	0 0	0 0	0 0	5 0
MURDER	0 0	4 0	6 0	0 0	10 0	0 0	5 0	1 0	0 0	6 0	16 0
VOLUNTARY MANSLAUGHT	2 0	74 0	96 0	0 0	172 0	0 0	36 0	43 1	0 0	79 0	251 0
INVOLUNTARY MANSLAUG	9 0	44 0	27 0	0 0	80 0	2 0	23 0	6 0	0 0	31 0	111 0
FETICIDE	0 0	1 0	0 0	0 0	1 0	0 0	1 0	0 0	0 0	1 0	2 0
VEHICULAR HOMICIDE	9 0	184 0	99 0	0 0	292 0	3 0	36 0	22 0	0 0	61 0	353 0
HOMICIDE BY PILOT,DU	0 0	2 0	1 0	0 0	3 0	0 0	0 0	1 0	0 0	1 0	4 0
CONCEAL DEATH OF ANO	0 0	1 0	0 0	0 0	1 0	0 0	0 0	0 0	0 0	0 0	1 0
CRIMINAL ATTEMPT MUR	2 0	12 0	12 0	0 0	26 0	0 0	1 0	7 0	0 0	8 0	34 0
CRIMINAL ABORTION	0 0	5 0	1 0	0 0	6 0	0 0	2 0	0 0	0 0	2 0	8 0
MISC. ASSAULT/BATTER	5 0	56 0	28 0	0 0	89 0	0 0	3 0	3 0	0 0	6 0	95 0
FAMILY VIOLENCE BATT	0 0	1 0	0 0	0 0	1 0	0 0	0 0	0 0	0 0	0 0	1 0
AGGRAVATED ASSAULT	429 4	3429 6	2116 8	0 0	5974 6	115 6	818 5	371 5	0 0	1304 5	7278 6
CRMNL ATTEMPT AGG AS	1 0	21 0	18 0	0 0	40 0	1 0	9 0	1 0	0 0	11 0	51 0
AGGRAVATED BATTERY	43 0	406 1	214 1	0 0	663 1	4 0	44 0	19 0	0 0	67 0	730 1
TERRORIST THREATS &	143 1	707 1	454 2	0 0	1304 1	20 1	86 1	43 1	0 0	149 1	1453 1
FALSE IMPRISONMENT	14 0	186 0	71 0	0 0	271 0	1 0	8 0	3 0	0 0	12 0	283 0
FAL IMPR UDR CLR LEG	0 0	1 0	1 0	0 0	2 0	0 0	1 0	0 0	0 0	1 0	3 0
KIDNAPPING	3 0	93 0	40 0	0 0	136 0	0 0	3 0	3 0	0 0	6 0	142 0
INTERFERENCE WITH CU	7 0	22 0	10 0	0 0	39 0	2 0	8 0	5 0	0 0	15 0	54 0
AGG ASSLT ON POLICE	12 0	106 0	87 0	0 0	205 0	0 0	14 0	11 0	0 0	25 0	230 0
AGG BATRY PEACE OFFI	1 0	8 0	0 0	0 0	9 0	0 0	2 0	1 0	0 0	3 0	12 0
SIMPLE BATTERY	0 0	25 0	19 0	0 0	44 0	0 0	5 0	0 0	0 0	5 0	49 0
RECK COND	0 0	7 0	0 0	0 0	7 0	0 0	6 0	0 0	0 0	6 0	13 0
STALKING	2 0	12 0	18 0	0 0	32 0	1 0	0 0	0 0	0 0	1 0	33 0
AGGRAVATED STALKING	17 0	366 1	237 1	0 0	620 1	1 0	20 0	16 0	0 0	37 0	657 1
CRIMINAL ATTEMPT KID	0 0	3 0	4 0	0 0	7 0	0 0	0 0	0 0	0 0	0 0	7 0
ARSON MISC	2 0	14 0	8 0	0 0	24 0	0 0	2 0	5 0	0 0	7 0	31 0
ARSON 1ST DEGREE	25 0	228 0	148 1	0 0	401 0	2 0	72 0	54 1	0 0	128 1	529 0
ARSON 2ND DEGREE	9 0	66 0	21 0	0 0	96 0	0 0	18 0	6 0	0 0	24 0	120 0
ARSON 3RD DEGREE	5 0	10 0	4 0	0 0	19 0	1 0	8 0	2 0	0 0	11 0	30 0

(continued)

Probationer Statistical Profile

Sample: Active & admin probationers, not in facilities
Act probationers 09/17/2001

Requestor: Nancy Phillips, Statistician

MOST SERIOUS OFFENSE by current age & sex (CONTINUED)

MOST SERIOUS OFFENSE	Men					Women					Grand Total	%
	age 00-21	age 22-39	age 40-98	age UNKWN	Men Total	age 00-21	age 22-39	age 40-98	age UNKWN	Women Total		
CRIMINAL POSS EXPLOS	1 0	8 0	2 0	0 0	11 0	0 0	3 0	0 0	0 0	3 0	14 0	
CRIMINAL POSS INCEND	1 0	4 0	0 0	0 0	5 0	0 0	0 0	0 0	0 0	0 0	5 0	
MISC. CRIMINAL DAMAG	5 0	11 0	5 0	0 0	21 0	0 0	3 0	0 0	0 0	3 0	24 0	
CRIM. DAMAGE 1ST DEG	47 0	175 0	57 0	0 0	279 0	7 0	26 0	8 0	0 0	41 0	320 0	
CRIM. DAMAGE 2ND DEG	151 1	422 1	147 1	0 0	720 1	35 2	98 1	31 0	0 0	164 1	884 1	
DAMAGE,DESTROY SECR	5 0	15 0	8 0	0 0	28 0	0 0	3 0	4 0	0 0	7 0	35 0	
VANDALISM TO CHURCH	3 0	6 0	0 0	0 0	9 0	0 0	1 0	1 0	0 0	2 0	11 0	
ALTER I.D.	24 0	30 0	10 0	0 0	64 0	0 0	2 0	2 0	0 0	4 0	68 0	
BURGLARY	1611 15	5670 10	1456 5	0 0	8737 9	116 6	578 4	142 2	0 0	836 3	9573 8	
POSS BURGLAR TOOLS	52 0	90 0	27 0	0 0	169 0	0 0	9 0	1 0	0 0	10 0	179 0	
CRMNL ATMPMT COMMIT B	41 0	72 0	23 0	0 0	136 0	5 0	4 0	2 0	0 0	11 0	147 0	
MISC. FORGERY	1 0	16 0	4 0	0 0	21 0	1 0	13 0	6 0	0 0	20 0	41 0	
FORGERY 1ST DEGREE	415 4	3157 6	1410 5	0 0	4982 5	319 15	2851 18	1041 15	0 0	4211 17	9193 8	
FORGERY 2ND DEGREE	30 0	155 0	46 0	0 0	231 0	12 1	70 0	17 0	0 0	99 0	330 0	
BAD CHECKS	9 0	174 0	175 1	0 0	358 0	14 1	151 1	89 1	0 0	254 1	612 1	
ILLEGAL USE-CREDIT C	5 0	8 0	4 0	0 0	17 0	2 0	9 0	1 0	0 0	12 0	29 0	
THEFT CREDIT CARD	23 0	88 0	24 0	0 0	135 0	14 1	83 1	18 0	0 0	115 0	250 0	
FORGERY CREDIT CARD	8 0	34 0	3 0	0 0	45 0	13 1	43 0	5 0	0 0	61 0	106 0	
FRAUDULENT CREDIT CA	70 1	285 1	59 0	0 0	414 0	85 4	359 2	64 1	0 0	508 2	922 1	
CRMNL POSS CREDIT CA	0 0	3 0	0 0	0 0	3 0	0 0	2 0	0 0	0 0	2 0	5 0	
RECV GDS,SRVS FRAUD	2 0	14 0	9 0	0 0	25 0	0 0	23 0	17 0	0 0	40 0	65 0	
TELECOMMUNICATIONS F	1 0	18 0	12 0	0 0	31 0	0 0	10 0	2 0	0 0	12 0	43 0	
CRMNL ATMPMT COMMIT F	1 0	5 0	0 0	0 0	6 0	0 0	2 0	3 0	0 0	5 0	11 0	
FAILR PAY NATRL PRD/	0 0	1 0	4 0	0 0	5 0	0 0	0 0	1 0	0 0	1 0	6 0	
FRADLNT ACCSSNG COMP	4 0	29 0	3 0	0 0	36 0	4 0	31 0	2 0	0 0	37 0	73 0	
MISC. FRAUD	5 0	80 0	65 0	0 0	150 0	8 0	79 0	46 1	0 0	133 1	283 0	
THEFT BY TAKING	753 7	3336 6	1456 5	0 0	5545 6	258 12	1781 11	715 10	0 0	2754 11	8299 7	
THEFT BY DECEPTION	11 0	197 0	166 1	0 0	374 0	16 1	140 1	56 1	0 0	212 1	586 0	
THEFT BY EXTORTION	1 0	14 0	5 0	0 0	20 0	0 0	5 0	2 0	0 0	7 0	27 0	
THEFT OF LOST PROPER	2 0	11 0	7 0	0 0	20 0	2 0	4 0	2 0	0 0	8 0	28 0	
THEFT BY REC STOLEN	755 7	2059 4	556 2	0 0	3370 4	60 3	275 2	72 1	0 0	407 2	3777 3	
THEFT OF SERVICES	1 0	40 0	24 0	0 0	65 0	0 0	26 0	11 0	0 0	37 0	102 0	
THEFT BY CONVERSION	8 0	224 0	207 1	0 0	439 0	8 0	127 1	69 1	0 0	204 1	643 1	
THEFT OF TRADE SECRE	0 0	1 0	3 0	0 0	4 0	0 0	1 0	0 0	0 0	1 0	5 0	
CONVSN PAYMNTS REAL	0 0	10 0	16 0	0 0	26 0	0 0	0 0	0 0	0 0	0 0	26 0	

(continued)

Probationer Statistical Profile

Sample: Active & admin probationers, not in facilities
Act probationers 09/17/2001

Requestor: Nancy Phillips, Statistician

MOST SERIOUS OFFENSE by current age & sex (CONTINUED)

MOST SERIOUS OFFENSE	Men						Women						Grand Total	%								
	age 00-21	age 22-39	age 40-98	age UNKWN	Men Total	Men %	age 00-21	age 22-39	age 40-98	age UNKWN	Women Total	Women %										
THEFT OF MOTOR VEH,	166	2	466	1	147	1	0	0	779	1	22	1	58	0	15	0	0	0	95	0	874	1
THEFT OF LEASED PERS	0	0	2	0	1	0	0	0	3	0	1	0	2	0	0	0	0	0	3	0	6	0
THEFT BRING PROP IN	17	0	50	0	19	0	0	0	86	0	2	0	7	0	2	0	0	0	11	0	97	0
THEFT RECV PROP OUT	3	0	18	0	1	0	0	0	22	0	0	0	4	0	1	0	0	0	5	0	27	0
LIVESTOCK THEFT	2	0	6	0	3	0	0	0	11	0	0	0	3	0	0	0	0	0	3	0	14	0
THEFT BY SHOPLIFTING	160	2	693	1	391	1	0	0	1244	1	288	14	1184	7	399	6	0	0	1871	7	3115	3
ENTERING VEHICLE	481	5	649	1	94	0	0	0	1224	1	15	1	42	0	6	0	0	0	63	0	1287	1
STEAL ALTER PUBLIC D	0	0	1	0	0	0	0	0	1	0	0	0	0	0	1	0	0	0	1	0	2	0
ROBBERY	314	3	1214	2	277	1	0	0	1805	2	36	2	123	1	39	1	0	0	198	1	2003	2
ARMED ROBBERY	30	0	464	1	169	1	0	0	663	1	2	0	41	0	10	0	0	0	53	0	716	1
HIJACKING MOTOR VEHI	1	0	4	0	0	0	0	0	5	0	1	0	0	0	0	0	0	0	1	0	6	0
CRIMINAL ATTEMPT ROB	21	0	65	0	19	0	0	0	105	0	2	0	7	0	1	0	0	0	10	0	115	0
CRMNL ATMPT ARMED RO	13	0	45	0	6	0	0	0	64	0	0	0	2	0	0	0	0	0	2	0	66	0
MISC. SEXUAL	2	0	28	0	25	0	0	0	55	0	0	0	3	0	0	0	0	0	3	0	58	0
RAPE	8	0	145	0	102	0	0	0	255	0	0	0	0	0	0	0	0	0	0	0	255	0
SODOMY	7	0	32	0	51	0	0	0	90	0	1	0	1	0	1	0	0	0	3	0	93	0
AGGRAVATED SODOMY	6	0	44	0	78	0	0	0	128	0	0	0	0	0	0	0	0	0	0	0	128	0
BESTIALITY	0	0	0	0	1	0	0	0	1	0	0	0	0	0	0	0	0	0	0	0	1	0
SEDUCTION	0	0	1	0	1	0	0	0	2	0	0	0	1	0	0	0	0	0	1	0	3	0
INCEST	3	0	19	0	86	0	0	0	108	0	0	0	3	0	6	0	0	0	9	0	117	0
BIGAMY	0	0	2	0	4	0	0	0	6	0	0	0	2	0	0	0	0	0	2	0	8	0
MARRY A BIGAMIST	0	0	0	0	0	0	0	0	0	0	0	0	1	0	0	0	0	0	1	0	1	0
AGGRAVATED SEXUAL BA	3	0	21	0	27	0	0	0	51	0	0	0	1	0	1	0	0	0	2	0	53	0
PANDERING BY COMPULS	0	0	1	0	1	0	0	0	2	0	0	0	0	0	0	0	0	0	0	0	2	0
STATUTORY RAPE	254	2	698	1	54	0	0	0	1006	1	2	0	19	0	3	0	0	0	24	0	1030	1
CHILD MOLESTATION	135	1	926	2	1348	5	0	0	2409	3	9	0	51	0	23	0	0	0	83	0	2492	2
ENTICING CHILD-INDEC	17	0	91	0	81	0	0	0	189	0	2	0	11	0	3	0	0	0	16	0	205	0
AGGRAV. CHILD MOLEST	14	0	112	0	165	1	0	0	291	0	1	0	4	0	2	0	0	0	7	0	298	0
NECROPHILIA	0	0	1	0	0	0	0	0	1	0	0	0	0	0	1	0	0	0	1	0	2	0
SEXL/ASLT/AGN/PERS/	1	0	20	0	11	0	0	0	32	0	0	0	3	0	0	0	0	0	3	0	35	0
SEXUAL ASLT BY THERA	0	0	1	0	0	0	0	0	1	0	0	0	0	0	0	0	0	0	0	0	1	0
SOLICIT SODOMY FROM	0	0	4	0	5	0	0	0	9	0	0	0	1	0	0	0	0	0	1	0	10	0
CRIMINAL ATTEMPT RAPE	1	0	32	0	14	0	0	0	47	0	0	0	0	0	0	0	0	0	0	0	47	0
CRIMINAL ATTEMPT SODOM	0	0	0	0	2	0	0	0	2	0	0	0	0	0	0	0	0	0	0	0	2	0
CRIMINAL ATTEMPT AGG S	0	0	2	0	1	0	0	0	3	0	0	0	0	0	0	0	0	0	0	0	3	0

(continued)

Probationer Statistical Profile

Sample: Active & admin probationers, not in facilities
Act probationers 09/17/2001

Requestor: Nancy Phillips, Statistician

MOST SERIOUS OFFENSE by current age & sex (CONTINUED)

MOST SERIOUS OFFENSE	Men					Women					Grand Total	%											
	age 00-21	age 22-39	age 40-98	age UNKWN	Men Total	age 00-21	age 22-39	age 40-98	age UNKWN	Women Total													
MISC. OBSCENITY	1	1	4	0	6	0	0	0	0	0	6	0											
DISTRIBUTING OBSCENE	0	2	1	0	3	0	0	0	0	0	3	0											
DISTR MAT DEPICT NUD	0	2	1	0	3	0	0	0	0	0	3	0											
MISC. PUBLIC ORDER	0	4	2	0	6	0	0	1	0	1	7	0											
TREASON	0	0	0	0	0	0	1	0	0	1	1	0											
INCITING TO INSURREC	1	1	0	0	2	0	0	0	0	0	2	0											
ADVOC.OVERTHROW OF G	0	0	1	0	1	0	0	0	0	0	1	0											
FALSE SWEARNG WRITTN	6	26	12	0	44	2	14	3	0	19	63	0											
ABUSE OF GOVT OFFICE	0	0	1	0	1	0	0	0	0	0	1	0											
BRIBERY GOVT OFFICER	0	10	15	0	25	0	5	2	0	7	32	0											
VIOLATE OATH PUBLIC	0	3	1	0	4	0	2	1	0	3	7	0											
INFLUENCE LEGISLATIV	0	0	1	0	1	0	0	0	0	0	1	0											
INFLUENCE GOVT OFFIC	0	2	0	0	2	0	0	0	0	0	2	0											
GOVT OFFCL SELL TO G	0	0	1	0	1	0	0	0	0	0	1	0											
DEFRAUDING STATE	0	19	32	0	51	0	195	121	2	316	367	0											
CONSPIRE RESTRAIN FR	0	1	0	0	1	0	1	0	0	1	2	0											
FALSE CERTIFICATES	0	5	3	0	8	0	4	0	0	4	12	0											
INFLUENCING WITNESS	2	11	6	0	19	0	6	1	0	7	26	0											
OBSTR OF LAW ENF OFF	179	2	1257	2	431	2	0	0	0	1867	2	36	2	218	1	100	1	0	0	354	1	2221	2
MISC JUDICIAL PROCEE	0	1	2	0	3	1	1	0	0	2	0	2	0	2	0	5	0						
PERJURY	1	11	13	0	25	2	9	2	0	13	38	0											
FALSE SWEARING	2	16	8	0	26	1	12	6	0	19	45	0											
SUBORNATION OF PERJU	0	0	1	0	1	0	0	1	0	1	2	0											
IMPERSONATION	1	12	1	0	14	2	4	2	0	8	22	0											
IMPERSONATING OFFICE	4	33	17	0	54	0	2	0	0	2	56	0											
BARRATRY	0	5	1	0	6	0	0	0	0	0	6	0											
EMBRACERY	0	0	1	0	1	0	2	0	0	2	3	0											
FALSE STATEMENTS GOV	14	74	46	0	134	11	58	21	0	90	224	0											
UNAUTH REPRESTN PEAC	0	0	1	0	1	0	0	0	0	0	1	0											
IMPRSNTNG ANTHR RBAL	0	1	0	0	1	0	2	1	0	3	4	0											
ESCAPE	13	0	127	0	56	0	196	7	0	25	221	0											
AIDING ESCAPE	0	4	0	0	4	0	11	4	0	15	19	0											
HINDERING APPREH OR	20	0	65	0	19	0	104	29	0	76	180	0											
COMPOUNDING A CRIME	1	1	0	0	2	0	3	0	0	3	5	0											
BAIL JUMPING	2	18	9	0	29	0	1	1	0	2	31	0											

(continued)

Probationer Statistical Profile

Sample: Active & admin probationers, not in facilities
Act probationers 09/17/2001

Requestor: Nancy Phillips, Statistician

MOST SERIOUS OFFENSE by current age & sex (CONTINUED)

MOST SERIOUS OFFENSE	Men					Women					Grand Total	%
	age 00-21	age 22-39	age 40-98	age UNKWN	Men Total	age 00-21	age 22-39	age 40-98	age UNKWN	Women Total		
CRIMINAL ATTEMPT ESC	1 0	2 0	1 0	0 0	4 0	0 0	1 0	0 0	0 0	1 0	5 0	
FALSE PUBLIC ALARM	10 0	13 0	0 0	0 0	23 0	1 0	5 0	1 0	0 0	7 0	30 0	
CRIM INTER WITH GOVT	52 0	175 0	64 0	0 0	291 0	7 0	23 0	10 0	0 0	40 0	331 0	
MISC. GAMBLING/RELAT	0 0	1 0	0 0	0 0	1 0	0 0	0 0	0 0	0 0	0 0	1 0	
COMMERICAL GAMBLING	0 0	2 0	8 0	0 0	10 0	0 0	4 0	3 0	0 0	7 0	17 0	
COMMUNICATING GAMBL	0 0	2 0	5 0	0 0	7 0	0 0	0 0	0 0	0 0	0 0	7 0	
BRIBERY OF CONTESTAN	0 0	2 0	1 0	0 0	3 0	0 0	1 0	0 0	0 0	1 0	4 0	
GAMBLING ACT ON BUSI	0 0	0 0	1 0	0 0	1 0	0 0	1 0	0 0	0 0	1 0	2 0	
DOGFIGHTING	4 0	15 0	1 0	0 0	20 0	0 0	0 0	2 0	0 0	2 0	22 0	
LOTTERY VIOLATION	1 0	3 0	2 0	0 0	6 0	1 0	11 0	2 0	0 0	14 0	20 0	
BOARDING BUS W/CONCL	1 0	3 0	1 0	0 0	5 0	1 0	0 0	1 0	0 0	2 0	7 0	
CRUELTY TO CHILDREN	23 0	512 1	271 1	0 0	806 1	20 1	409 3	115 2	0 0	544 2	1350 1	
SEX EXPLOITATION CHI	1 0	17 0	24 0	0 0	42 0	2 0	3 0	1 0	0 0	6 0	48 0	
ABANDONMENT OF CHILD	0 0	30 0	31 0	0 0	61 0	0 0	3 0	2 0	0 0	5 0	66 0	
CNTRBTNG DELINQENCY	0 0	2 0	2 0	0 0	4 0	0 0	4 0	1 0	0 0	5 0	9 0	
MISC WEAPON/EXPLOSIV	12 0	17 0	6 0	0 0	35 0	1 0	1 0	0 0	0 0	2 0	37 0	
CARRY CONCEALED WEAP	22 0	87 0	28 0	0 0	137 0	0 0	6 0	0 0	0 0	6 0	143 0	
CARRY PISTL WITHOUT	3 0	4 0	1 0	0 0	8 0	0 0	0 0	1 0	0 0	1 0	9 0	
ALTER PISTL LICENSE	0 0	3 0	1 0	0 0	4 0	0 0	0 0	0 0	0 0	0 0	4 0	
POSS OF FIREARM DUR	16 0	74 0	55 0	0 0	145 0	1 0	9 0	6 0	0 0	16 0	161 0	
POSS OF CERTAIN WEAP	28 0	79 0	55 0	0 0	162 0	4 0	3 0	2 0	0 0	9 0	171 0	
POSS FIREARM CONVCT	6 0	502 1	449 2	0 0	957 1	0 0	23 0	19 0	0 0	42 0	999 1	
CARRYING WEAPON AT S	99 1	60 0	3 0	0 0	162 0	15 1	5 0	1 0	0 0	21 0	183 0	
GUARD LINE WITH WEAP	1 0	1 0	1 0	0 0	3 0	0 0	0 0	1 0	0 0	1 0	4 0	
POSS WEAPON BY PRISO	1 0	5 0	1 0	0 0	7 0	0 0	0 0	0 0	0 0	0 0	7 0	
MISUSE FIREARM HUNTI	0 0	2 0	1 0	0 0	3 0	0 0	0 0	0 0	0 0	0 0	3 0	
CRUELTY TO ANIMALS	1 0	1 0	0 0	0 0	2 0	0 0	0 0	0 0	0 0	0 0	2 0	
MISC INVASION OF PRI	0 0	2 0	2 0	0 0	4 0	0 0	1 0	1 0	0 0	2 0	6 0	
EAVESDROP & SURVEILL	0 0	8 0	7 0	0 0	15 0	0 0	0 0	1 0	0 0	1 0	16 0	
PEEPING TOM	6 0	77 0	37 0	0 0	120 0	0 0	1 0	0 0	0 0	1 0	121 0	
P/S/D OF EAVESDROP D	0 0	2 0	0 0	0 0	2 0	0 0	0 0	0 0	0 0	0 0	2 0	
RACKETEERING	0 0	6 0	20 0	0 0	26 0	0 0	4 0	4 0	0 0	8 0	34 0	
S/D NARCOTICS, OPIAT	35 0	356 1	193 1	0 0	584 1	1 0	66 0	44 1	0 0	111 0	695 1	
S/D DEP, STIM, CNTRF D	31 0	219 0	119 0	0 0	369 0	4 0	39 0	27 0	0 0	70 0	439 0	
SALE-DIST OF LSD	8 0	24 0	1 0	0 0	33 0	1 0	0 0	1 0	0 0	2 0	35 0	

(continued)

Probationer Statistical Profile

Sample: Active & admin probationers, not in facilities
Act probationers 09/17/2001

Requestor: Nancy Phillips, Statistician

MOST SERIOUS OFFENSE by current age & sex (CONTINUED)

MOST SERIOUS OFFENSE	Men						Women						Grand Total	%								
	age 00-21	age 22-39	age 40-98	age UNKWN	Men Total	Men %	age 00-21	age 22-39	age 40-98	age UNKWN	Women Total	Women %										
SALE/DIST OF MARIJUUA	293	3	1398	3	407	2	0	0	2098	2	23	1	213	1	95	1	0	0	331	1	2429	2
S/D OF ALCOHOLIC IN	0	0	1	0	3	0	0	0	4	0	0	0	0	0	1	0	0	0	1	0	5	0
POSS NARCOTICS, OPIA	66	1	507	1	316	1	0	0	889	1	14	1	146	1	88	1	0	0	248	1	1137	1
POSS DEP, STIM, CNTRF	41	0	476	1	240	1	0	0	757	1	12	1	184	1	80	1	0	0	276	1	1033	1
POSS OF L.S.D.	25	0	82	0	5	0	0	0	112	0	2	0	7	0	2	0	0	0	11	0	123	0
POSS OF MARIJUANA	285	3	1276	2	394	1	0	0	1955	2	37	2	219	1	116	2	0	0	372	1	2327	2
ILLEGAL POSS/MANF LI	1	0	5	0	6	0	0	0	12	0	0	0	0	0	0	0	0	0	0	0	12	0
ILLEGAL ATTM TO OBT	3	0	54	0	39	0	0	0	96	0	4	0	99	1	81	1	0	0	184	1	280	0
VIOLATE GA CNTRL SBS	1397	13	9618	17	4364	16	0	0	15379	17	180	9	2321	15	1243	18	0	0	3744	15	19123	16
VIOLATE DNGROUS DRGS	16	0	57	0	19	0	0	0	92	0	2	0	25	0	13	0	0	0	40	0	132	0
UNLWFL MFG/DEL/DIST	4	0	48	0	37	0	0	0	89	0	0	0	5	0	5	0	0	0	10	0	99	0
POSS DRUG RELATED MA	3	0	21	0	14	0	0	0	38	0	0	0	16	0	5	0	0	0	21	0	59	0
SALE/DIST CONT SUB P	15	0	48	0	13	0	0	0	76	0	0	0	12	0	8	0	0	0	20	0	96	0
SALE/DIST CONT SUB S	9	0	36	0	7	0	0	0	52	0	0	0	6	0	0	0	0	0	6	0	58	0
SALE/DISTRIBUTION CO	299	3	1895	3	669	3	0	0	2863	3	21	1	294	2	162	2	0	0	477	2	3340	3
POSSESSION OF COCAIN	640	6	3894	7	1924	7	0	0	6458	7	76	4	866	5	475	7	0	0	1417	6	7875	7
CRMNL ATPT VIOL SUBS	17	0	218	0	167	1	0	0	402	0	7	0	87	1	74	1	0	0	168	1	570	0
MISC. DRUGS TRAFFICK	2	0	37	0	24	0	0	0	63	0	0	0	11	0	5	0	0	0	16	0	79	0
COCAINE LESS 200 GRA	6	0	219	0	151	1	0	0	376	0	2	0	45	0	45	1	0	0	92	0	468	0
COCAINE 201-400 GRAM	3	0	27	0	25	0	0	0	55	0	0	0	5	0	3	0	0	0	8	0	63	0
COCAINE 401 OR MORE	0	0	5	0	10	0	0	0	15	0	0	0	1	0	3	0	0	0	4	0	19	0
NARCOTICS LESS 14 GR	0	0	1	0	2	0	0	0	3	0	1	0	0	0	0	0	0	0	1	0	4	0
NARCOTICS 15-28 GRAM	2	0	4	0	0	0	0	0	6	0	0	0	1	0	0	0	0	0	1	0	7	0
NARCOTICS 29 MORE GR	0	0	2	0	1	0	0	0	3	0	0	0	0	0	1	0	0	0	1	0	4	0
MARIJUANA 101-2000 P	2	0	16	0	24	0	0	0	42	0	1	0	4	0	4	0	0	0	9	0	51	0
MARIJUANA 2001-10000	0	0	4	0	0	0	0	0	4	0	0	0	1	0	0	0	0	0	1	0	5	0
MARIJUANA 10001 LBS	1	0	3	0	3	0	0	0	7	0	0	0	0	0	0	0	0	0	0	0	7	0
TRFFKNG METHAQUALONE	0	0	3	0	4	0	0	0	7	0	1	0	1	0	1	0	0	0	3	0	10	0
TRFFKNG MTHAQUALONE>	0	0	2	0	3	0	0	0	5	0	0	0	1	0	0	0	0	0	1	0	6	0
AMPHETAMINE 28-199 G	0	0	13	0	5	0	0	0	18	0	0	0	1	0	3	0	0	0	4	0	22	0
AMPHETAMINE 200-399	0	0	2	0	4	0	0	0	6	0	0	0	0	0	1	0	0	0	1	0	7	0
AMPHETAMINE 400+ GRA	0	0	0	0	0	0	0	0	0	0	0	0	0	0	0	0	0	0	1	0	1	0
TRANSACTIONS DRUG OB	1	0	1	0	0	0	0	0	2	0	0	0	1	0	0	0	0	0	1	0	3	0
TRANSACTIONS CNTRFT	1	0	2	0	0	0	0	0	3	0	0	0	1	0	1	0	0	0	2	0	5	0
USE COMM FACLT Y VIO	2	0	6	0	6	0	0	0	14	0	0	0	1	0	2	0	0	0	3	0	17	0

(continued)

Probationer Statistical Profile

Sample: Active & admin probationers, not in facilities
Act probationers 09/17/2001

Requestor: Nancy Phillips, Statistician

MOST SERIOUS OFFENSE by current age & sex (CONTINUED)

MOST SERIOUS OFFENSE	Men					Women					Grand Total	%
	age 00-21	age 22-39	age 40-98	age UNKWN	Men Total	age 00-21	age 22-39	age 40-98	age UNKWN	Women Total		
ATT/CONSPRCY COMMT C	2 0	32 0	16 0	0 0	50 0	3 0	16 0	13 0	0 0	32 0	82 0	
UNATHZD DIST CONTRLL	1 0	3 0	6 0	0 0	10 0	0 0	1 0	2 0	0 0	3 0	13 0	
ILLGL DIST CONTRLLD	0 0	9 0	6 0	0 0	15 0	0 0	3 0	1 0	0 0	4 0	19 0	
VIOL MOTOR VEHICLE L	11 0	142 0	109 0	0 0	262 0	1 0	28 0	16 0	0 0	45 0	307 0	
ALTER CAR TITLE	0 0	1 0	5 0	0 0	6 0	0 0	0 0	0 0	0 0	0 0	6 0	
DRVNG HABTL VIOLATOR	1 0	1374 2	1606 6	0 0	2981 3	1 0	110 1	118 2	0 0	229 1	3210 3	
HABIT TRAF VOIL/IMPA	1 0	207 0	207 1	0 0	415 0	0 0	18 0	30 0	0 0	48 0	463 0	
HABIT TRAF VIOL/OTHE	2 0	216 0	175 1	0 0	393 0	0 0	13 0	16 0	0 0	29 0	422 0	
DSTL ALCOHOL BEVERAG	0 0	0 0	4 0	0 0	4 0	0 0	0 0	1 0	0 0	1 0	5 0	
POSS UNAUTHORIZED ST	0 0	0 0	0 0	0 0	0 0	0 0	1 0	0 0	0 0	1 0	1 0	
POSS CONTRABAND ARTI	1 0	3 0	1 0	0 0	5 0	0 0	2 0	0 0	0 0	2 0	7 0	
TRNSPRT CONTRABAND A	0 0	1 0	0 0	0 0	1 0	0 0	0 0	1 0	0 0	1 0	2 0	
MISC. MRALS/PBLIC H/	1 0	4 0	6 0	0 0	11 0	0 0	1 0	1 0	0 0	2 0	13 0	
VIOLATN GAME AND FIS	0 0	1 0	0 0	0 0	1 0	0 0	0 0	0 0	0 0	0 0	1 0	
MISC CORRECTIONL INS	3 0	6 0	3 0	0 0	12 0	0 0	6 0	1 0	0 0	7 0	19 0	
VIOLATION OTHR STATE	39 0	184 0	81 0	0 0	304 0	12 1	79 0	30 0	0 0	121 0	425 0	
CONSPIRACY	14 0	43 0	12 0	0 0	69 0	3 0	33 0	7 0	0 0	43 0	112 0	
CRIMINAL ATTEMPT	42 0	192 0	119 0	0 0	353 0	8 0	64 0	42 1	0 0	114 0	467 0	
AIRCRAFT HIJACKING	0 0	2 0	0 0	0 0	2 0	0 0	0 0	0 0	0 0	0 0	2 0	
UNAUTH DIST RECRD DE	81 1	646 1	340 1	0 0	1067 1	15 1	166 1	79 1	0 0	260 1	1327 1	
NONPYMT AGR NVL STOR	147 1	1358 2	739 3	0 0	2244 2	33 2	342 2	153 2	0 0	528 2	2772 2	
CRIMINAL SOLICITATIO	808 8	4730 9	2241 8	0 0	7779 8	93 4	906 6	501 7	0 0	1500 6	9279 8	
PARTY TO A CRIME	114 1	459 1	220 1	0 0	793 1	16 1	137 1	65 1	0 0	218 1	1011 1	
CRIMINAL TRESPASSING	409 4	1735 3	847 3	0 0	2991 3	111 5	590 4	267 4	0 0	968 4	3959 3	
HIRE JUVENILE SELL D	206 2	798 1	360 1	0 0	1364 1	46 2	211 1	111 2	0 0	368 1	1732 1	
GANG PARTICIPATION	255 2	1253 2	599 2	0 0	2107 2	34 2	343 2	141 2	0 0	518 2	2625 2	
Total reported	12790	67943	32729	0	113462	2518	19167	8531	0	30216	143678	
Percent Reported	118.6	119.2	119.4		119.2	115.9	116.2	118.0		116.7	118.6	
NOT REPORTED	338	1712	827	0	2877	86	556	247	0	889	3766	
Total	10783	57017	27410	0	95210	2173	16488	7227	0	25888	121098	

Probationer Statistical Profile

Sample: Active & admin probationers, not in facilities
Act probationers 09/17/2001

Requestor: Nancy Phillips, Statistician

MOST SERIOUS CRIME TYPE by current age & sex

CRIME TYPE	Men					Women					Grand Total	%
	age 00-21	age 22-39	age 40-98	age UNKWN	Men Total	age 00-21	age 22-39	age 40-98	age UNKWN	Women Total		
VIOL/PERSN	1197 11	8588 15	4556 17	0 0	14341 15	238 11	1802 11	755 10	0 0	2795 11	17136 14	
NVIOL/PERS	139 1	244 0	180 1	0 0	563 1	19 1	37 0	16 0	0 0	72 0	635 1	
PROPERTY	5049 47	19080 33	7065 26	0 0	31194 33	1368 63	8718 53	3175 44	0 0	13261 51	44455 37	
DRUG SALES	717 7	4433 8	1741 6	0 0	6891 7	58 3	732 4	428 6	0 0	1218 5	8109 7	
DRUG POSSN	2560 24	16385 29	7539 28	0 0	26484 28	347 16	4024 24	2207 31	0 0	6578 25	33062 27	
ALCOHOL	5 0	13 0	20 0	0 0	38 0	0 0	2 0	2 0	0 0	4 0	42 0	
HABIT/DUI	54 1	2347 4	2413 9	0 0	4814 5	11 1	250 2	230 3	0 0	491 2	5305 4	
SEX OFFEND	467 4	2217 4	2108 8	0 0	4792 5	17 1	104 1	41 1	0 0	162 1	4954 4	
OTHER	595 6	3710 7	1788 7	0 0	6093 6	115 5	819 5	373 5	0 0	1307 5	7400 6	
Total reported	10783	57017	27410	0	95210	2173	16488	7227	0	25888	121098	
Percent Reported	100.0	100.0	100.0		100.0	100.0	100.0	100.0		100.0	100.0	
NOT REPORTED	0	0	0	0	0	0	0	0	0	0	0	
Total	10783	57017	27410	0	95210	2173	16488	7227	0	25888	121098	