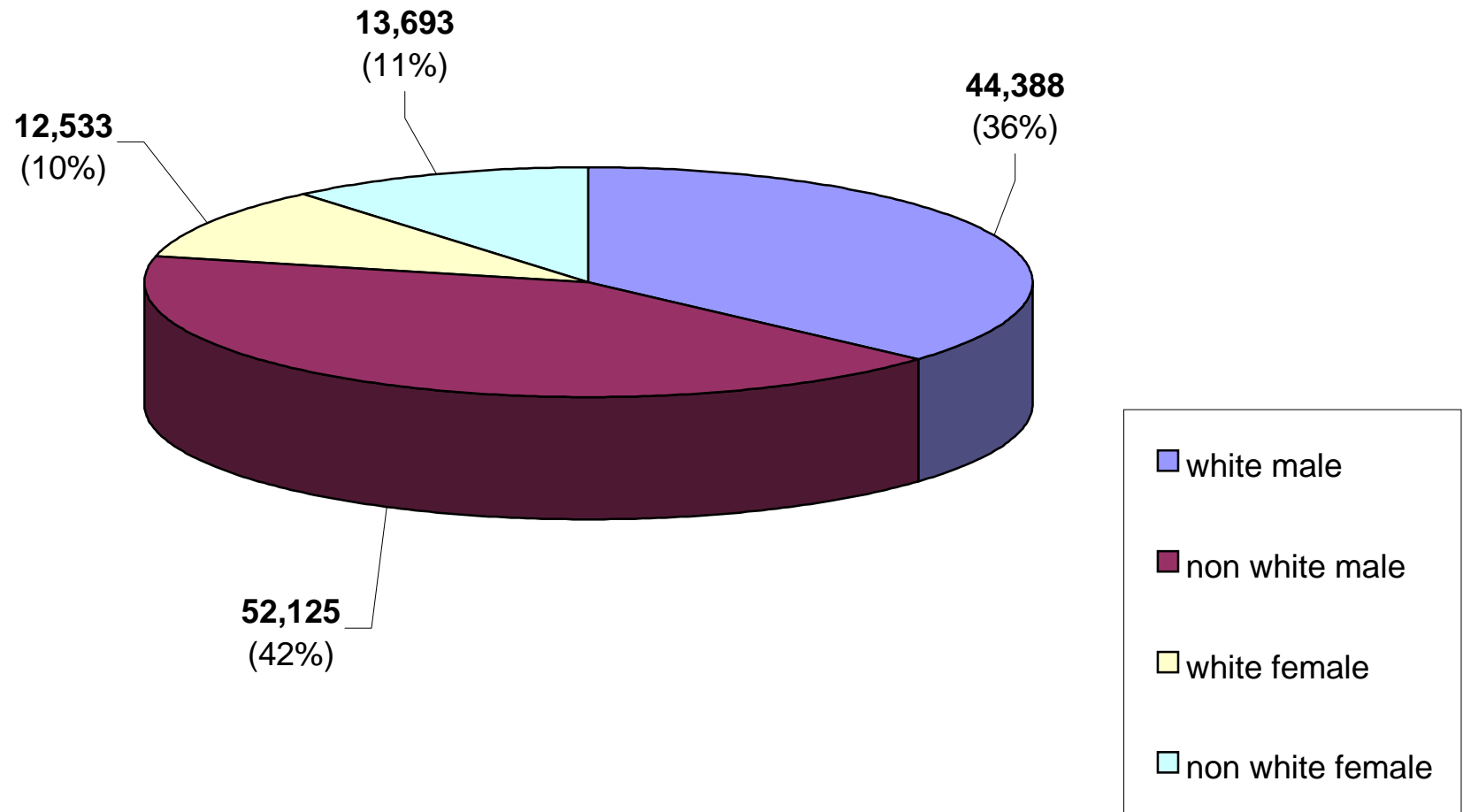
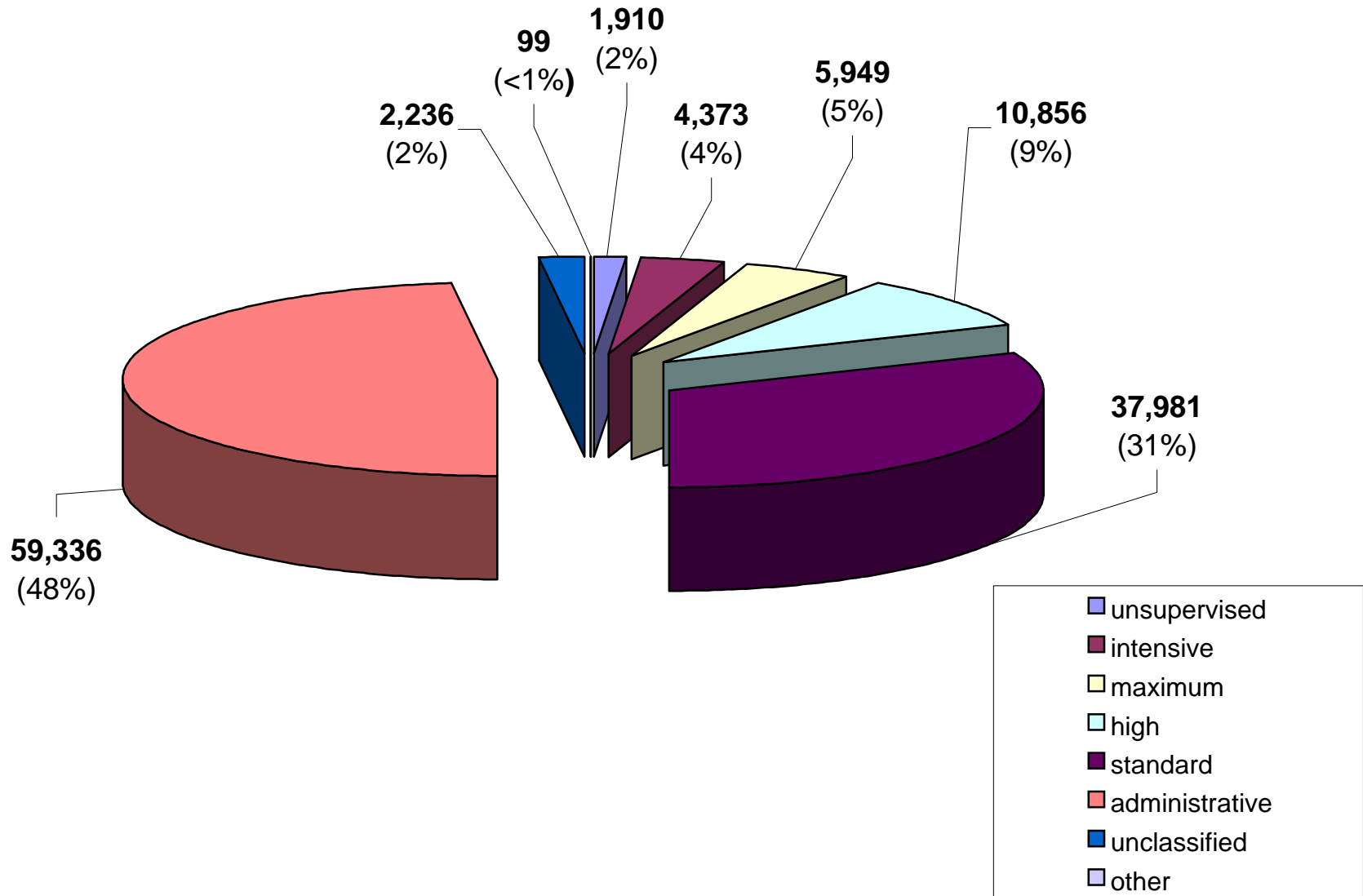


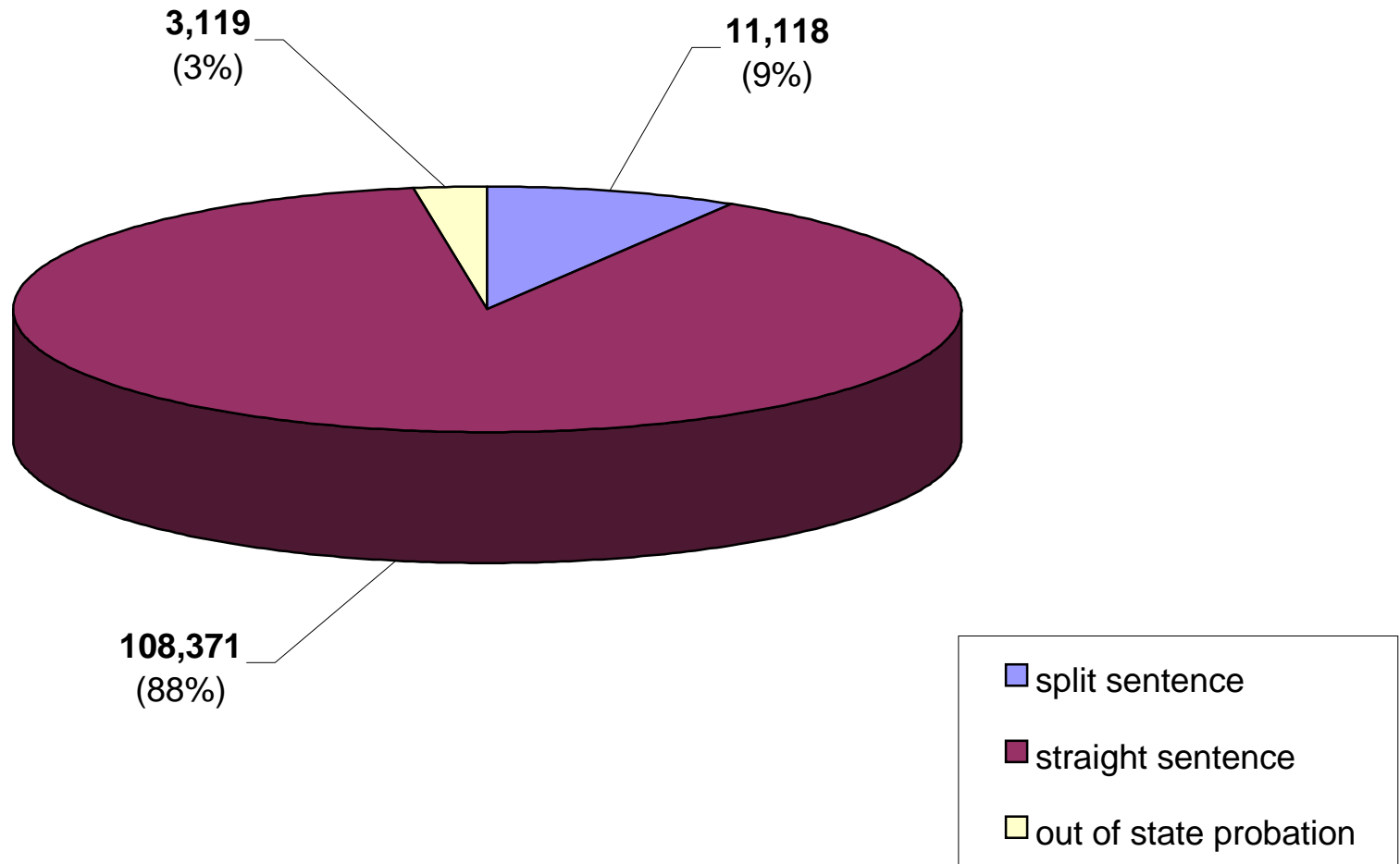
# Active Probationers By Race & Gender



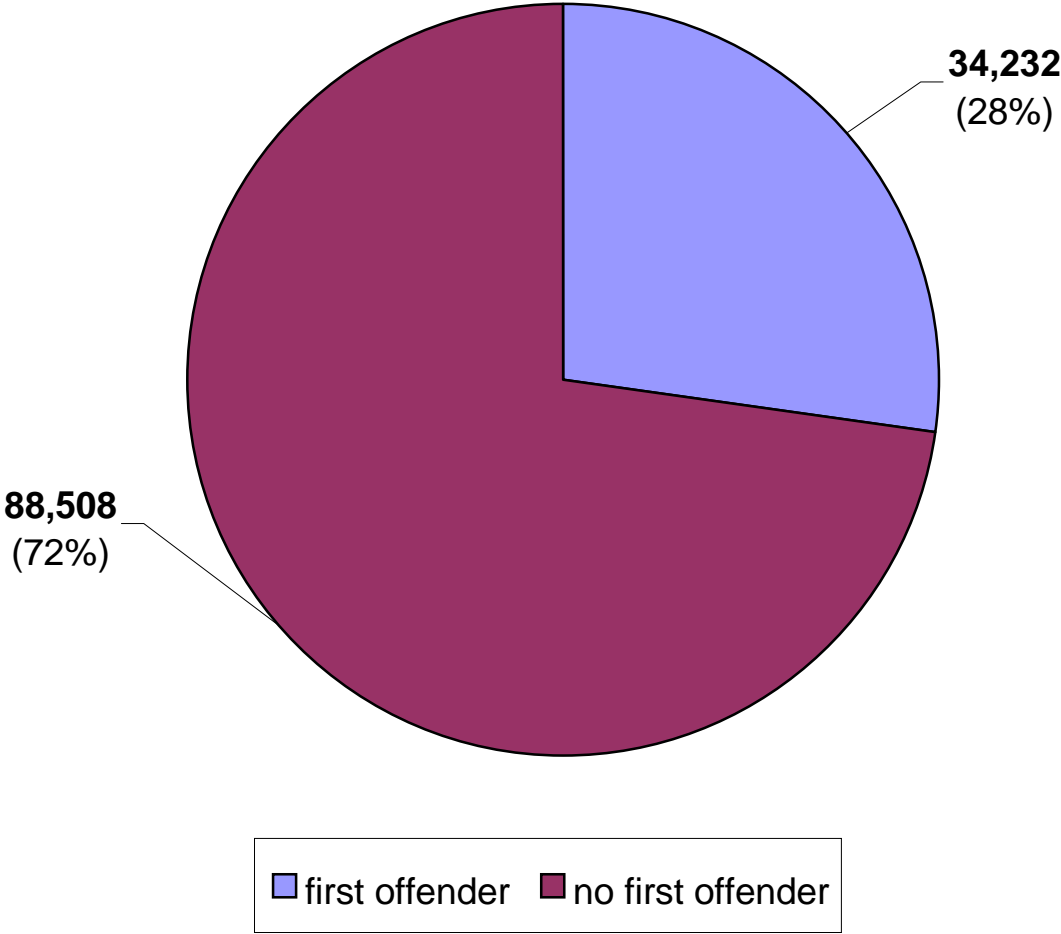
# Active Probationers By Current Supervision Type



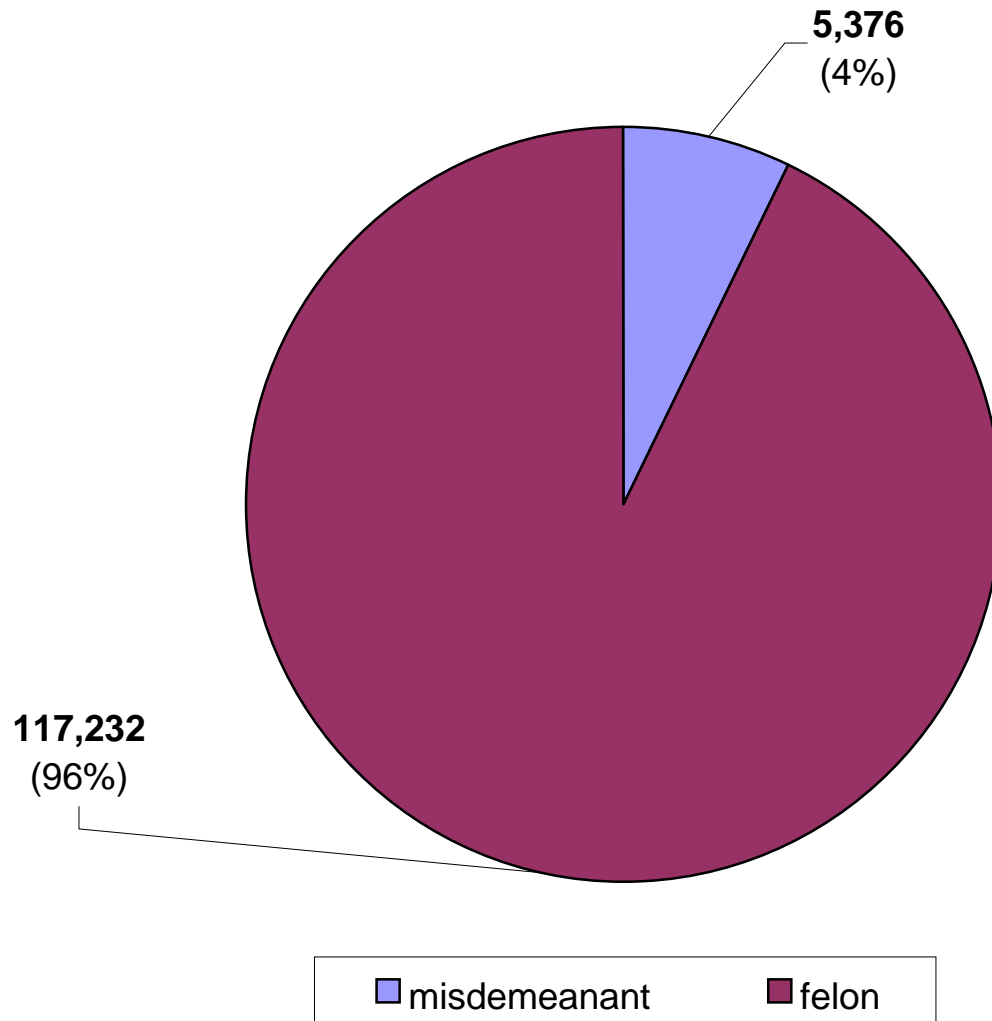
## Active Probationers By Case Type



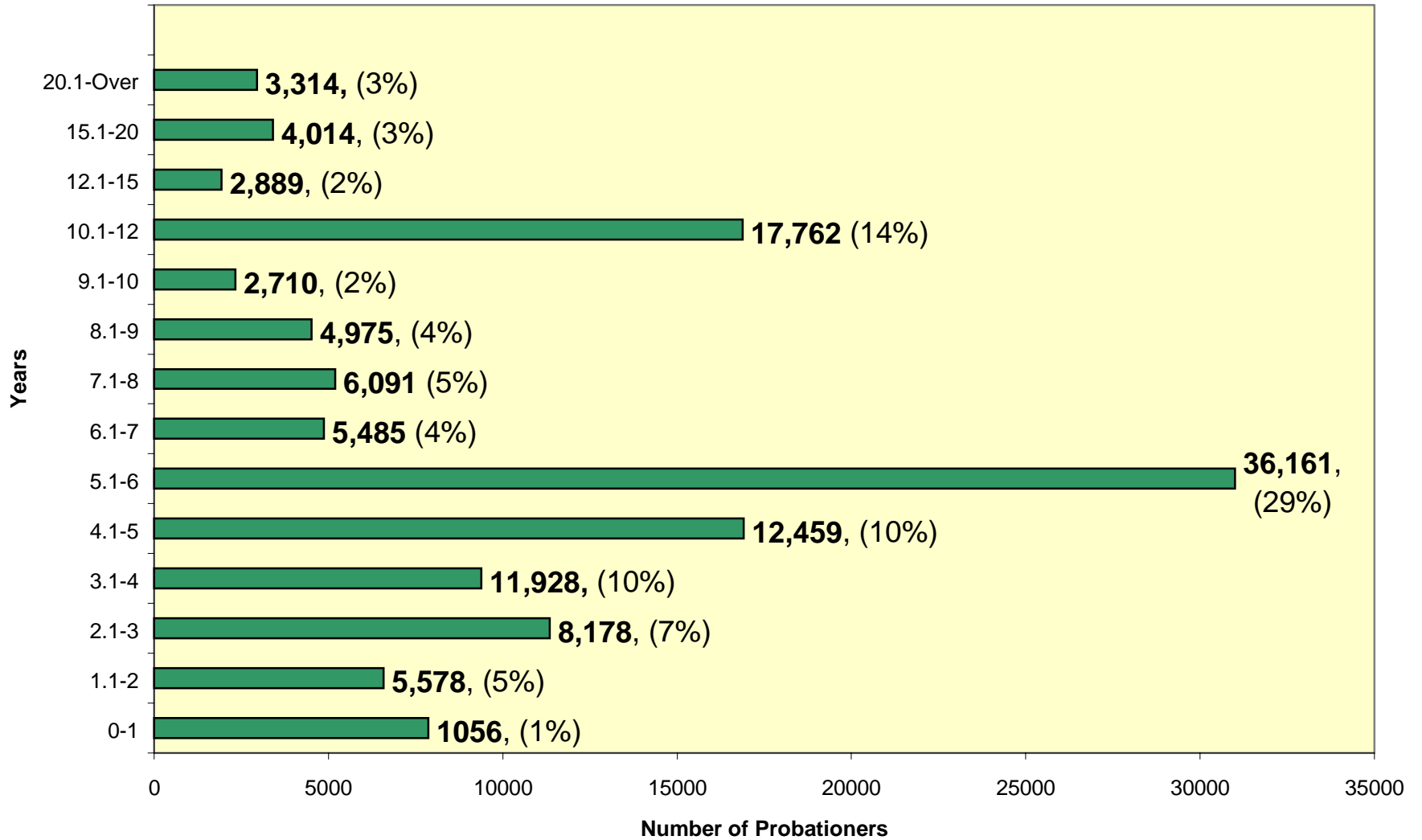
# Active Probationers By First Offender Status



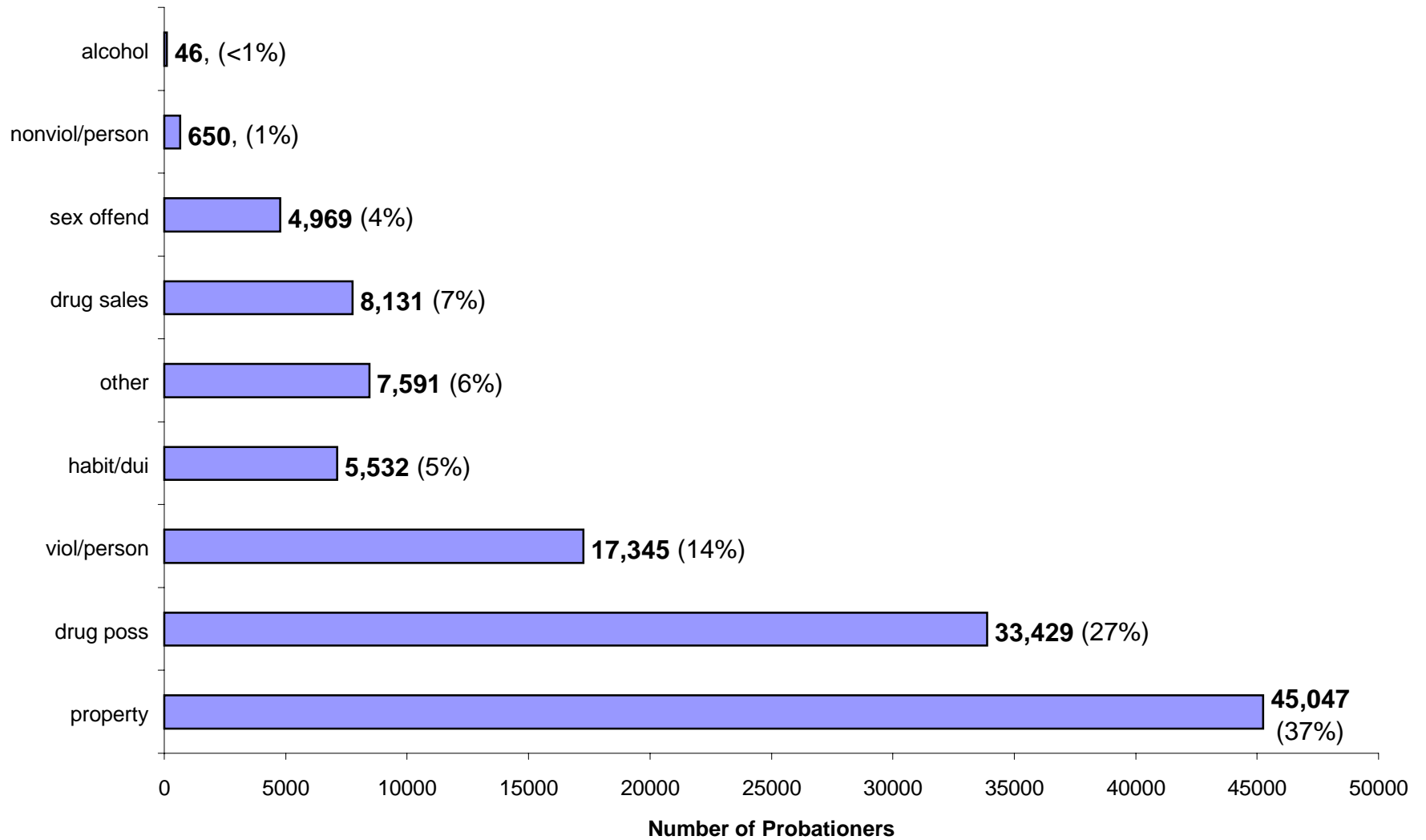
### Active Probationer By Sentence Type



## Active Probationers By Sentence Length



## Active Probationers by Crime Type



Probationer Statistical Profile

Table of contents for Active & admin probationers, not in facilities

Title	Page
-----	----
RACE AND SEX	2
CURRENT SUPERVISION TYPE	3
ORIGINAL SUPERVISION TYPE	4
TOTAL RISK SCORE	5
TOTAL NEED SCORE	6
COUNTY OF CONVICTION	7
CIRCUIT OF CONVICTION	12
CIRCUIT OF CURRENT SUPERVISION	14
SENTENCE LENGTH	16
TIME SERVED	17
TIME LEFT TO SERVE	18
CASE TYPE	19
RELEASE TYPE	20
FIRST OFFENDER STATUS	21
TYPE PROBATIONER	22
MOST SERIOUS CRIME BY GROUP	23
MOST SERIOUS OFFENSE	24
MOST SERIOUS CRIME TYPE	34



Probationer Statistical Profile

Sample: Active & admin probationers, not in facilities Requestor: Statistics  
 Act probationers 06/18/2001

RACE AND SEX by current age & sex

RACE AND SEX	M e n					W o m e n					Grand Total %
	age 00-21 %	age 22-39 %	age 40-98 %	age UNKWN %	Men Total %	age 00-21 %	age 22-39 %	age 40-98 %	age UNKWN %	Women Total %	
WHITE MALE	5030 44	25595 45	13469 50	87 67	44181 46	0 0	0 0	0 0	0 0	0 0	44181 36
NON WHITE MALE	6434 56	31698 55	13636 50	42 33	51810 54	0 0	0 0	0 0	0 0	0 0	51810 42
WHITE FEMALE	0 0	0 0	0 0	0 0	0 0	1000 44	7800 47	3700 52	11 55	12511 48	12511 10
NON WHITE FEMALE	0 0	0 0	0 0	0 0	0 0	1285 56	8872 53	3448 48	9 45	13614 52	13614 11
Total reported	11464	57293	27105	129	95991	2285	16672	7148	20	26125	122116
Percent Reported	100.0	100.0	100.0	100.0	100.0	100.0	100.0	100.0	100.0	100.0	100.0
NOT REPORTED	0	0	1	0	1	0	0	0	0	0	1
Total	11464	57293	27106	129	95992	2285	16672	7148	20	26125	122117
AVERAGE W-AGE	19.86	29.77	47.56	***	33.62	19.88	30.45	46.25	***	33.85	33.67

\*\*\* Average age excludes missing dates of birth

Probationer Statistical Profile

Sample: Active & admin probationers, not in facilities  
Act probationers 06/18/2001

Requestor: Statistics

CURRENT SUPERVISION TYPE by current age & sex

SUPERVISION TYPE	Men					Women					Grand Total %
	age 00-21 %	age 22-39 %	age 40-98 %	age UNKWN %	Men Total %	age 00-21 %	age 22-39 %	age 40-98 %	age UNKWN %	Women Total %	
UNSUPERVISED	348 3	4675 8	2502 9	14 11	7539 8	71 3	1299 8	660 9	3 15	2033 8	9572 8
WARRANT	0 0	3 0	0 0	0 0	3 0	0 0	0 0	0 0	0 0	0 0	3 0
BC AFTERCARE	0 0	0 0	0 0	0 0	0 0	0 0	0 0	0 0	0 0	0 0	0 0
HOME CONFINEMENT	0 0	4 0	2 0	0 0	6 0	0 0	1 0	0 0	0 0	1 0	7 0
INTENSIVE	971 8	2675 5	998 4	4 3	4648 5	114 5	777 5	255 4	2 10	1148 4	5796 5
MAXIMUM	779 7	4139 7	1980 7	11 9	6909 7	66 3	675 4	270 4	0 0	1011 4	7920 6
HIGH	1666 15	7904 14	3577 13	11 9	13158 14	209 9	1517 9	606 8	1 5	2333 9	15491 13
MEDIUM	0 0	0 0	0 0	0 0	0 0	0 0	0 0	0 0	0 0	0 0	0 0
STANDARD	6284 55	24994 44	11393 42	64 50	42735 45	1622 71	9532 57	3925 55	12 60	15091 58	57826 47
ADMINISTRATIVE	1235 11	11786 21	6076 22	23 18	19120 20	192 8	2638 16	1332 19	2 10	4164 16	23284 19
FINANCIAL	1 0	16 0	60 0	0 0	77 0	0 0	1 0	1 0	0 0	2 0	79 0
OBSOLETE CODES	0 0	0 0	0 0	0 0	0 0	0 0	0 0	0 0	0 0	0 0	0 0
UNCLASSIFIED	180 2	1097 2	518 2	2 2	1797 2	11 0	232 1	99 1	0 0	342 1	2139 2
Total reported	11464	57293	27106	129	95992	2285	16672	7148	20	26125	122117
Percent Reported	100.0	100.0	100.0	100.0	100.0	100.0	100.0	100.0	100.0	100.0	100.0
NOT REPORTED	0	0	0	0	0	0	0	0	0	0	0
Total	11464	57293	27106	129	95992	2285	16672	7148	20	26125	122117

\* NOTE: IN MARCH, 1994 COMMUNITY CORRECTIONS REDEFINED THEIR TYPES. MEDIMUM AND MINIMUM WERE COLLAPSED INTO STANDARD AND MAXIMUM WAS COMBINED WITH HIGH

Probationer Statistical Profile

Sample: Active & admin probationers, not in facilities  
Act probationers 06/18/2001

Requestor: Statistics

ORIGINAL SUPERVISION TYPE by current age & sex

SUPERVISION TYPE	Men					Women					Grand Total %
	age 00-21 %	age 22-39 %	age 40-98 %	age UNKWN %	Men Total %	age 00-21 %	age 22-39 %	age 40-98 %	age UNKWN %	Women Total %	
UNSUPERVISED	0 0	1 0	5 0	0 0	6 0	0 0	0 0	0 0	0 0	0 0	6 0
WARRANT	0 0	2 0	1 0	0 0	3 0	0 0	0 0	0 0	0 0	0 0	3 0
BC AFTERCARE	0 0	62 0	1 0	0 0	63 0	0 0	0 0	0 0	0 0	0 0	63 0
HOME CONFINEMENT	1 0	19 0	7 0	0 0	27 0	0 0	3 0	1 0	0 0	4 0	31 0
INTENSIVE	1260 11	5254 9	2193 8	23 18	8730 9	136 6	1404 8	585 8	4 20	2129 8	10859 9
MAXIMUM	700 6	4691 8	2863 11	15 12	8269 9	72 3	801 5	364 5	0 0	1237 5	9506 8
HIGH	1708 15	10322 18	5055 19	17 13	17102 18	217 9	2107 13	963 13	2 10	3289 13	20391 17
MEDIUM	2 0	516 1	402 1	0 0	920 1	0 0	136 1	143 2	0 0	279 1	1199 1
STANDARD	6821 59	27444 48	12156 45	62 48	46483 48	1773 78	10561 63	4222 59	13 65	16569 63	63052 52
ADMINISTRATIVE	694 6	5144 9	2542 9	8 6	8388 9	72 3	912 5	492 7	1 5	1477 6	9865 8
FINANCIAL	1 0	25 0	70 0	0 0	96 0	0 0	1 0	2 0	0 0	3 0	99 0
OBSOLETE CODES	0 0	0 0	0 0	0 0	0 0	0 0	0 0	0 0	0 0	0 0	0 0
UNCLASSIFIED	277 2	3813 7	1811 7	4 3	5905 6	15 1	747 4	376 5	0 0	1138 4	7043 6
Total reported	11464	57293	27106	129	95992	2285	16672	7148	20	26125	122117
Percent Reported	100.0	100.0	100.0	100.0	100.0	100.0	100.0	100.0	100.0	100.0	100.0
NOT REPORTED	0	0	0	0	0	0	0	0	0	0	0
Total	11464	57293	27106	129	95992	2285	16672	7148	20	26125	122117

\* NOTE: IN MARCH, 1994 COMMUNITY CORRECTIONS REDEFINED THEIR TYPES. MEDIUM AND MINIMUM WERE COLLAPSED INTO STANDARD AND MAXIMUM WAS COMBINED WITH HIGH

Probationer Statistical Profile

Sample: Active & admin probationers, not in facilities  
Act probationers 06/18/2001

Requestor: Statistics

TOTAL RISK SCORE by current age & sex

SCORE	M e n					W o m e n					Grand Total %
	age 00-21 %	age 22-39 %	age 40-98 %	age UNKWN %	Men Total %	age 00-21 %	age 22-39 %	age 40-98 %	age UNKWN %	Women Total %	
< 00 (ADMIN.)	0 0	0 0	0 0	0 0	0 0	0 0	0 0	0 0	0 0	0 0	0 0
00-07 (MINIMUM)	0 0	215 0	215 1	0 0	430 0	1 0	70 0	121 2	0 0	192 1	622 1
08-14 (MEDIUM)	1 0	551 1	387 2	0 0	939 1	0 0	143 1	118 2	0 0	261 1	1200 1
15-24 (HIGH)	3 0	753 1	703 3	0 0	1459 2	0 0	161 1	137 2	0 0	298 1	1757 2
25 & OVER (MAXIMUM)	2 0	621 1	562 2	0 0	1185 1	2 0	74 0	58 1	0 0	134 1	1319 1
NO SCORE, DIRECT ASG	11268100	50996 96	23166 93	127100	85557 96	2271100	15257 97	6198 93	20100	23746 96	109303 96
Total reported	11274	53136	25033	127	89570	2274	15705	6632	20	24631	114201
Percent Reported	98.3	92.7	92.4	98.4	93.3	99.5	94.2	92.8	100.0	94.3	93.5
NOT REPORTED	190	4157	2073	2	6422	11	967	516	0	1494	7916
Total	11464	57293	27106	129	95992	2285	16672	7148	20	26125	122117

\* NOTE: IN MARCH, 1990 THE CATEGORIES "DIRECT ASSIGNMENT TO SUPERVISION LEVEL" AND "NEGATIVE SCORES, ADMINISTRATIVE LEVEL" WERE ADDED TO RISK & NEED

Probationer Statistical Profile

Sample: Active & admin probationers, not in facilities  
Act probationers 06/18/2001

Requestor: Statistics

TOTAL NEED SCORE by current age & sex

SCORE	M e n					W o m e n					Grand Total %
	age 00-21 %	age 22-39 %	age 40-98 %	age UNKWN %	Men Total %	age 00-21 %	age 22-39 %	age 40-98 %	age UNKWN %	Women Total %	
< 00 (ADMIN.)	0 0	7 0	4 0	0 0	11 0	0 0	4 0	4 0	0 0	8 0	19 0
00-07 (MINIMUM)	1 0	437 1	330 1	0 0	768 1	1 0	96 1	101 2	0 0	198 1	966 1
08-14 (MEDIUM)	1 0	828 2	691 3	0 0	1520 2	1 0	169 1	157 2	0 0	327 1	1847 2
15-24 (HIGH)	3 0	733 1	691 3	0 0	1427 2	1 0	144 1	139 2	0 0	284 1	1711 1
25 & OVER (MAXIMUM)	1 0	135 0	151 1	0 0	287 0	0 0	35 0	33 0	0 0	68 0	355 0
NO SCORE, DIRECT ASG	11268100	50996 96	23166 93	127100	85557 96	2271100	15257 97	6198 93	20100	23746 96	109303 96
Total reported	11274	53136	25033	127	89570	2274	15705	6632	20	24631	114201
Percent Reported	98.3	92.7	92.4	98.4	93.3	99.5	94.2	92.8	100.0	94.3	93.5
NOT REPORTED	190	4157	2073	2	6422	11	967	516	0	1494	7916
Total	11464	57293	27106	129	95992	2285	16672	7148	20	26125	122117

\* NOTE: IN MARCH, 1990 THE CATEGORIES "DIRECT ASSIGNMENT TO SUPERVISION LEVEL" AND "NEGATIVE SCORES, ADMINISTRATIVE LEVEL" WERE ADDED TO RISK & NEED

Probationer Statistical Profile

Sample: Active & admin probationers, not in facilities  
Act probationers 06/18/2001

Requestor: Statistics

COUNTY OF CONVICTION by current age & sex

COUNTY	M e n							W o m e n							Grand Total %							
	age 00-21	%	age 22-39	%	age 40-98	%	UNKWN	Men Total %	age 00-21	%	age 22-39	%	age 40-98	%		UNKWN	Women Total %					
APPLING COUNTY	36	0	131	0	62	0	0	0	229	0	1	0	31	0	10	0	0	0	42	0	271	0
ATKINSON COUNTY	6	0	72	0	48	0	0	0	126	0	1	0	19	0	8	0	0	0	28	0	154	0
BACON COUNTY	9	0	48	0	23	0	0	0	80	0	1	0	11	0	7	0	0	0	19	0	99	0
BAKER COUNTY	4	0	43	0	21	0	0	0	68	0	1	0	5	0	1	0	0	0	7	0	75	0
BALDWIN COUNTY	131	1	584	1	217	1	0	0	932	1	25	1	154	1	62	1	0	0	241	1	1173	1
BANKS COUNTY	33	0	138	0	76	0	1	1	248	0	12	1	41	0	15	0	0	0	68	0	316	0
BARROW COUNTY	68	1	381	1	193	1	1	1	643	1	17	1	107	1	54	1	0	0	178	1	821	1
BARTOW COUNTY	99	1	872	2	458	2	0	0	1429	1	15	1	269	2	104	1	0	0	388	1	1817	1
BEN HILL COUNTY	23	0	164	0	69	0	0	0	256	0	5	0	46	0	17	0	0	0	68	0	324	0
BERRIEN COUNTY	17	0	147	0	77	0	0	0	241	0	6	0	37	0	18	0	0	0	61	0	302	0
BIBB COUNTY	283	2	1606	3	773	3	4	3	2666	3	74	3	552	3	247	3	0	0	873	3	3539	3
BLECKLEY COUNTY	28	0	126	0	49	0	0	0	203	0	2	0	30	0	13	0	0	0	45	0	248	0
BRANTLEY COUNTY	9	0	62	0	42	0	0	0	113	0	1	0	13	0	6	0	0	0	20	0	133	0
BROOKS COUNTY	42	0	158	0	67	0	1	1	268	0	1	0	35	0	11	0	0	0	47	0	315	0
BRYAN COUNTY	18	0	54	0	35	0	0	0	107	0	1	0	13	0	13	0	1	5	28	0	135	0
BULLOCH COUNTY	158	1	503	1	154	1	0	0	815	1	33	1	165	1	54	1	0	0	252	1	1067	1
BURKE COUNTY	33	0	124	0	54	0	0	0	211	0	2	0	25	0	12	0	0	0	39	0	250	0
BUTTS COUNTY	29	0	160	0	74	0	0	0	263	0	3	0	39	0	18	0	0	0	60	0	323	0
CALHOUN COUNTY	10	0	66	0	38	0	0	0	114	0	3	0	20	0	10	0	0	0	33	0	147	0
CAMDEN COUNTY	60	1	199	0	67	0	2	2	328	0	4	0	44	0	20	0	1	5	69	0	397	0
CANDLER COUNTY	9	0	61	0	29	0	1	1	100	0	4	0	27	0	8	0	0	0	39	0	139	0
CARROLL COUNTY	117	1	408	1	203	1	3	2	731	1	23	1	131	1	60	1	0	0	214	1	945	1
CATOOSA COUNTY	77	1	301	1	134	0	0	0	512	1	18	1	116	1	48	1	0	0	182	1	694	1
CHARLTON COUNTY	7	0	49	0	24	0	0	0	80	0	0	0	5	0	2	0	0	0	7	0	87	0
CHATHAM COUNTY	384	3	1365	2	669	2	4	3	2422	3	85	4	588	4	271	4	1	5	945	4	3367	3
CHATTAHOOCHEE COUNTY	5	0	14	0	10	0	0	0	29	0	1	0	5	0	5	0	0	0	11	0	40	0
CHATTOOGA COUNTY	51	0	207	0	119	0	0	0	377	0	8	0	55	0	36	1	0	0	99	0	476	0
CHEROKEE COUNTY	224	2	763	1	352	1	5	4	1344	1	50	2	211	1	102	1	1	5	364	1	1708	1
CLARKE COUNTY	132	1	602	1	215	1	2	2	951	1	30	1	174	1	53	1	0	0	257	1	1208	1
CLAY COUNTY	8	0	39	0	21	0	0	0	68	0	1	0	8	0	5	0	0	0	14	0	82	0
CLAYTON COUNTY	259	2	795	1	368	1	0	0	1422	1	92	4	359	2	120	2	0	0	571	2	1993	2
CLINCH COUNTY	19	0	93	0	64	0	0	0	176	0	1	0	21	0	9	0	0	0	31	0	207	0
COBB COUNTY	820	7	4592	8	2122	8	16	12	7550	8	166	7	1356	8	611	9	2	10	2135	8	9685	8
COFFEE COUNTY	50	0	229	0	125	0	1	1	405	0	6	0	91	1	35	0	0	0	132	1	537	0
COLQUITT COUNTY	98	1	510	1	213	1	3	2	824	1	15	1	103	1	54	1	1	5	173	1	997	1

(continued)

Probationer Statistical Profile

Sample: Active & admin probationers, not in facilities  
Act probationers 06/18/2001

Requestor: Statistics

COUNTY OF CONVICTION by current age & sex (CONTINUED)

COUNTY	Men							Women							Grand Total	%						
	age 00-21	%	age 22-39	%	age 40-98	%	UNKWN	Men Total	%	age 00-21	%	age 22-39	%	age 40-98			%	UNKWN	Women Total	%		
COLUMBIA COUNTY	93	1	348	1	144	1	0	0	585	1	24	1	79	0	50	1	0	0	153	1	738	1
COOK COUNTY	18	0	254	0	118	0	0	0	390	0	3	0	66	0	32	0	0	0	101	0	491	0
COWETA COUNTY	94	1	461	1	225	1	3	2	783	1	31	1	168	1	50	1	0	0	249	1	1032	1
CRAWFORD COUNTY	16	0	60	0	22	0	0	0	98	0	2	0	8	0	5	0	0	0	15	0	113	0
CRISP COUNTY	60	1	228	0	120	0	1	1	409	0	12	1	82	0	26	0	0	0	120	0	529	0
DADE COUNTY	17	0	117	0	56	0	0	0	190	0	0	0	42	0	12	0	0	0	54	0	244	0
DAWSON COUNTY	17	0	81	0	48	0	0	0	146	0	7	0	25	0	16	0	0	0	48	0	194	0
DECATUR COUNTY	39	0	341	1	164	1	1	1	545	1	10	0	85	1	38	1	0	0	133	1	678	1
DEKALB COUNTY	689	6	2613	5	1179	4	3	2	4484	5	162	7	806	5	289	4	1	5	1258	5	5742	5
DODGE COUNTY	23	0	152	0	89	0	1	1	265	0	8	0	54	0	25	0	0	0	87	0	352	0
DOOLY COUNTY	23	0	101	0	40	0	0	0	164	0	0	0	30	0	8	0	0	0	38	0	202	0
DOUGHERTY COUNTY	343	3	2042	4	945	3	1	1	3331	3	65	3	613	4	240	3	1	5	919	4	4250	3
DOUGLAS COUNTY	262	2	1456	3	772	3	2	2	2492	3	53	2	465	3	203	3	0	0	721	3	3213	3
EARLY COUNTY	42	0	140	0	66	0	1	1	249	0	2	0	47	0	21	0	0	0	70	0	319	0
ECHOLS COUNTY.	6	0	17	0	14	0	0	0	37	0	0	0	2	0	1	0	0	0	3	0	40	0
EFFINGHAM COUNTY	58	1	182	0	88	0	0	0	328	0	6	0	60	0	24	0	0	0	90	0	418	0
ELBERT COUNTY	32	0	234	0	120	0	0	0	386	0	4	0	57	0	25	0	0	0	86	0	472	0
EMANUEL COUNTY	31	0	107	0	49	0	0	0	187	0	5	0	35	0	14	0	1	5	55	0	242	0
EVANS COUNTY	16	0	34	0	19	0	0	0	69	0	1	0	12	0	0	0	0	0	13	0	82	0
FANNIN COUNTY	21	0	159	0	99	0	0	0	279	0	8	0	75	0	20	0	0	0	103	0	382	0
FAYETTE COUNTY	113	1	366	1	140	1	1	1	620	1	23	1	148	1	68	1	0	0	239	1	859	1
FLOYD COUNTY	119	1	801	1	455	2	1	1	1376	1	35	2	272	2	124	2	0	0	431	2	1807	1
FORSYTH COUNTY	69	1	363	1	204	1	1	1	637	1	12	1	118	1	58	1	1	5	189	1	826	1
FRANKLIN COUNTY	16	0	181	0	96	0	1	1	294	0	3	0	42	0	14	0	0	0	59	0	353	0
FULTON COUNTY	827	7	4736	8	2217	8	2	2	7782	8	98	4	944	6	500	7	0	0	1542	6	9324	8
GILMER COUNTY	42	0	230	0	134	0	1	1	407	0	6	0	83	0	41	1	0	0	130	0	537	0
GLASCOCK COUNTY	2	0	8	0	3	0	0	0	13	0	0	0	2	0	0	0	0	0	2	0	15	0
GLYNN COUNTY	153	1	671	1	342	1	0	0	1166	1	30	1	212	1	76	1	0	0	318	1	1484	1
GORDON COUNTY	53	0	502	1	277	1	0	0	832	1	19	1	185	1	71	1	0	0	275	1	1107	1
GRADY COUNTY	30	0	197	0	104	0	0	0	331	0	2	0	48	0	20	0	0	0	70	0	401	0
GREENE COUNTY	56	0	184	0	69	0	0	0	309	0	4	0	46	0	17	0	0	0	67	0	376	0
WINNETT COUNTY	527	5	2703	5	1069	4	7	5	4306	4	103	5	749	4	296	4	1	5	1149	4	5455	4
HABERSHAM COUNTY	32	0	102	0	69	0	0	0	203	0	13	1	36	0	15	0	0	0	64	0	267	0
HALL COUNTY	110	1	645	1	335	1	4	3	1094	1	36	2	226	1	110	2	0	0	372	1	1466	1
HANCOCK COUNTY	16	0	70	0	27	0	0	0	113	0	3	0	7	0	3	0	0	0	13	0	126	0

(continued)

Probationer Statistical Profile

Sample: Active & admin probationers, not in facilities  
Act probationers 06/18/2001

Requestor: Statistics

COUNTY OF CONVICTION by current age & sex (CONTINUED)

COUNTY	Men					Women					Grand Total	%										
	age 00-21	age 22-39	age 40-98	age UNKWN	Men Total	age 00-21	age 22-39	age 40-98	age UNKWN	Women Total												
HARALSON COUNTY	24	0	169	0	133	0	2	2	328	0	4	0	36	0	18	0	0	0	58	0	386	0
HARRIS COUNTY	29	0	118	0	64	0	1	1	212	0	4	0	16	0	13	0	0	0	33	0	245	0
HART COUNTY	25	0	157	0	73	0	1	1	256	0	1	0	39	0	16	0	0	0	56	0	312	0
HEARD COUNTY	9	0	46	0	30	0	0	0	85	0	2	0	16	0	7	0	0	0	25	0	110	0
HENRY COUNTY	166	1	661	1	259	1	2	2	1088	1	27	1	184	1	74	1	0	0	285	1	1373	1
HOUSTON COUNTY	152	1	564	1	232	1	0	0	948	1	32	1	177	1	79	1	0	0	288	1	1236	1
IRWIN COUNTY	19	0	82	0	40	0	1	1	142	0	1	0	10	0	4	0	0	0	15	0	157	0
JACKSON COUNTY	52	0	293	1	164	1	0	0	509	1	10	0	90	1	40	1	1	5	141	1	650	1
JASPER COUNTY	15	0	55	0	35	0	0	0	105	0	0	0	14	0	6	0	0	0	20	0	125	0
JEFF DAVIS COUNTY	13	0	112	0	61	0	3	2	189	0	1	0	23	0	8	0	0	0	32	0	221	0
JEFFERSON COUNTY	47	0	152	0	91	0	1	1	291	0	2	0	38	0	14	0	0	0	54	0	345	0
JENKINS COUNTY	8	0	77	0	31	0	0	0	116	0	5	0	10	0	7	0	0	0	22	0	138	0
JOHNSON COUNTY	20	0	110	0	29	0	0	0	159	0	0	0	15	0	10	0	0	0	25	0	184	0
JONES COUNTY	35	0	218	0	85	0	1	1	339	0	5	0	34	0	23	0	0	0	62	0	401	0
LAMAR COUNTY	22	0	179	0	61	0	1	1	263	0	8	0	28	0	12	0	0	0	48	0	311	0
LANIER COUNTY	7	0	97	0	39	0	0	0	143	0	3	0	24	0	12	0	0	0	39	0	182	0
LAURENS COUNTY	59	1	345	1	160	1	1	1	565	1	7	0	68	0	30	0	1	5	106	0	671	1
LEE COUNTY	33	0	207	0	104	0	0	0	344	0	5	0	28	0	16	0	0	0	49	0	393	0
LIBERTY COUNTY	53	0	175	0	47	0	2	2	277	0	3	0	65	0	21	0	0	0	89	0	366	0
LINCOLN COUNTY	7	0	47	0	31	0	0	0	85	0	0	0	11	0	6	0	0	0	17	0	102	0
LONG COUNTY	6	0	28	0	19	0	1	1	54	0	1	0	7	0	6	0	0	0	14	0	68	0
LOWNDES COUNTY	224	2	892	2	396	1	2	2	1514	2	44	2	263	2	87	1	0	0	394	2	1908	2
LUMPKIN COUNTY	16	0	128	0	71	0	0	0	215	0	1	0	45	0	18	0	0	0	64	0	279	0
MACON COUNTY	19	0	146	0	115	0	0	0	280	0	0	0	31	0	16	0	0	0	47	0	327	0
MADISON COUNTY	29	0	187	0	121	0	3	2	340	0	5	0	47	0	18	0	0	0	70	0	410	0
MARION COUNTY	15	0	48	0	17	0	0	0	80	0	2	0	2	0	4	0	0	0	8	0	88	0
MCDUFFIE COUNTY	19	0	175	0	68	0	0	0	262	0	5	0	40	0	16	0	0	0	61	0	323	0
MCINTOSH COUNTY	3	0	62	0	35	0	0	0	100	0	2	0	19	0	13	0	0	0	34	0	134	0
MERIWETHER COUNTY	39	0	161	0	90	0	0	0	290	0	8	0	44	0	19	0	1	5	72	0	362	0
MILLER COUNTY	10	0	66	0	31	0	0	0	107	0	6	0	18	0	10	0	0	0	34	0	141	0
MITCHELL COUNTY	55	0	352	1	148	1	0	0	555	1	13	1	79	0	28	0	0	0	120	0	675	1
MONROE COUNTY	22	0	187	0	82	0	1	1	292	0	5	0	54	0	19	0	0	0	78	0	370	0
MONTGOMERY COUNTY	15	0	65	0	22	0	0	0	102	0	3	0	14	0	4	0	0	0	21	0	123	0
MORGAN COUNTY	24	0	164	0	72	0	0	0	260	0	5	0	15	0	15	0	0	0	35	0	295	0
MURRAY COUNTY	38	0	162	0	60	0	0	0	260	0	3	0	42	0	18	0	0	0	63	0	323	0

(continued)



Probationer Statistical Profile

Sample: Active & admin probationers, not in facilities  
Act probationers 06/18/2001

Requestor: Statistics

COUNTY OF CONVICTION by current age & sex (CONTINUED)

COUNTY	Men								Women								Grand Total	%				
	age	%	age	%	age	%	age	%	age	%	age	%	age	%	Women Total	%						
MUSCOGEE COUNTY	279	2	1408	2	657	2	2	2	2346	2	76	3	516	3	214	3	0	0	806	3	3152	3
NEWTON COUNTY	77	1	719	1	396	1	2	2	1194	1	19	1	191	1	90	1	1	5	301	1	1495	1
OCONEE COUNTY	15	0	54	0	38	0	0	0	107	0	2	0	17	0	5	0	0	0	24	0	131	0
OGLETHORPE COUNTY	16	0	108	0	53	0	1	1	178	0	1	0	17	0	10	0	0	0	28	0	206	0
PAULDING COUNTY	64	1	297	1	171	1	3	2	535	1	8	0	59	0	36	1	0	0	103	0	638	1
PEACH COUNTY	20	0	162	0	69	0	0	0	251	0	2	0	36	0	16	0	0	0	54	0	305	0
PICKENS COUNTY	21	0	148	0	96	0	0	0	265	0	2	0	64	0	22	0	0	0	88	0	353	0
PIERCE COUNTY	14	0	55	0	28	0	0	0	97	0	1	0	20	0	5	0	0	0	26	0	123	0
PIKE COUNTY	11	0	44	0	27	0	1	1	83	0	0	0	6	0	3	0	0	0	9	0	92	0
POLK COUNTY	35	0	324	1	193	1	1	1	553	1	4	0	69	0	36	1	0	0	109	0	662	1
PULASKI COUNTY	24	0	77	0	33	0	0	0	134	0	4	0	28	0	9	0	1	5	42	0	176	0
PUTNAM COUNTY	45	0	275	0	121	0	1	1	442	0	7	0	37	0	25	0	0	0	69	0	511	0
QUITMAN COUNTY	4	0	21	0	12	0	0	0	37	0	2	0	10	0	6	0	0	0	18	0	55	0
RABUN COUNTY	22	0	79	0	41	0	0	0	142	0	0	0	9	0	11	0	0	0	20	0	162	0
RANDOLPH COUNTY	14	0	88	0	35	0	0	0	137	0	2	0	28	0	18	0	0	0	48	0	185	0
RICHMOND COUNTY	297	3	1312	2	665	2	1	1	2275	2	91	4	477	3	209	3	0	0	777	3	3052	2
ROCKDALE COUNTY	91	1	363	1	159	1	0	0	613	1	22	1	110	1	45	1	0	0	177	1	790	1
SCHLEY COUNTY	12	0	63	0	26	0	0	0	101	0	0	0	16	0	6	0	0	0	22	0	123	0
SCREVEN COUNTY	37	0	153	0	86	0	0	0	276	0	5	0	49	0	33	0	0	0	87	0	363	0
SEMINOLE COUNTY	21	0	114	0	53	0	1	1	189	0	6	0	32	0	8	0	0	0	46	0	235	0
SPALDING COUNTY	110	1	477	1	204	1	4	3	795	1	24	1	147	1	69	1	0	0	240	1	1035	1
STEPHENS COUNTY	29	0	160	0	72	0	0	0	261	0	8	0	52	0	18	0	0	0	78	0	339	0
STEWART COUNTY	4	0	68	0	56	0	0	0	128	0	0	0	14	0	7	0	0	0	21	0	149	0
SUMTER COUNTY	101	1	609	1	345	1	0	0	1055	1	9	0	167	1	89	1	0	0	265	1	1320	1
TALBOT COUNTY	8	0	36	0	18	0	0	0	62	0	0	0	4	0	4	0	0	0	8	0	70	0
TALIAFERRO COUNTY	1	0	8	0	5	0	0	0	14	0	0	0	1	0	0	0	0	0	1	0	15	0
TATNALL COUNTY	14	0	77	0	48	0	1	1	140	0	1	0	14	0	9	0	0	0	24	0	164	0
TAYLOR COUNTY	13	0	60	0	33	0	0	0	106	0	4	0	12	0	2	0	0	0	18	0	124	0
TELFAIR COUNTY	35	0	134	0	55	0	0	0	224	0	3	0	33	0	18	0	0	0	54	0	278	0
TERRELL COUNTY	37	0	151	0	57	0	1	1	246	0	12	1	52	0	18	0	0	0	82	0	328	0
THOMAS COUNTY	130	1	622	1	257	1	1	1	1010	1	23	1	153	1	55	1	0	0	231	1	1241	1
TIFT COUNTY	37	0	335	1	159	1	1	1	532	1	7	0	85	1	27	0	1	5	120	0	652	1
TOOMBS COUNTY	52	0	205	0	111	0	2	2	370	0	21	1	80	0	37	1	0	0	138	1	508	0
TOWNS COUNTY	14	0	57	0	17	0	0	0	88	0	1	0	20	0	8	0	0	0	29	0	117	0
TREUTLEN COUNTY	12	0	76	0	42	0	1	1	131	0	3	0	12	0	10	0	0	0	25	0	156	0

(continued)

Probationer Statistical Profile

Sample: Active & admin probationers, not in facilities  
Act probationers 06/18/2001

Requestor: Statistics

COUNTY OF CONVICTION by current age & sex (CONTINUED)

COUNTY	Men							Women							Grand Total %							
	age 00-21 %	age 22-39 %	age 40-98 %	age UNKWN %	Total	%	age 00-21 %	age 22-39 %	age 40-98 %	age UNKWN %	Total	%										
TROUP COUNTY	123	1	437	1	230	1	1	1	791	1	24	1	181	1	77	1	0	0	282	1	1073	1
TURNER COUNTY	18	0	95	0	36	0	0	0	149	0	3	0	17	0	12	0	0	0	32	0	181	0
TWIGGS COUNTY	6	0	73	0	34	0	1	1	114	0	2	0	19	0	9	0	0	0	30	0	144	0
UNION COUNTY	24	0	83	0	40	0	0	0	147	0	6	0	24	0	12	0	0	0	42	0	189	0
UPSON COUNTY	35	0	133	0	62	0	0	0	230	0	6	0	43	0	12	0	2	10	63	0	293	0
WALKER COUNTY	83	1	373	1	190	1	1	1	647	1	13	1	102	1	40	1	0	0	155	1	802	1
WALTON COUNTY	74	1	636	1	324	1	1	1	1035	1	16	1	144	1	57	1	0	0	217	1	1252	1
WARE COUNTY	47	0	246	0	126	0	0	0	419	0	10	0	98	1	39	1	0	0	147	1	566	0
WARREN COUNTY	11	0	42	0	25	0	0	0	78	0	0	0	4	0	2	0	0	0	6	0	84	0
WASHINGTON COUNTY	30	0	120	0	60	0	0	0	210	0	4	0	37	0	22	0	0	0	63	0	273	0
WAYNE COUNTY	31	0	169	0	78	0	0	0	278	0	3	0	49	0	26	0	0	0	78	0	356	0
WEBSTER COUNTY	5	0	32	0	27	0	0	0	64	0	0	0	6	0	0	0	0	0	6	0	70	0
WHEELER COUNTY	4	0	28	0	20	0	0	0	52	0	1	0	9	0	7	0	0	0	17	0	69	0
WHITE COUNTY	26	0	107	0	75	0	0	0	208	0	3	0	32	0	16	0	0	0	51	0	259	0
WHITFIELD COUNTY	146	1	677	1	285	1	0	0	1108	1	40	2	231	1	83	1	0	0	354	1	1462	1
WILCOX COUNTY	14	0	51	0	19	0	2	2	86	0	2	0	6	0	1	0	0	0	9	0	95	0
WILKES COUNTY	16	0	78	0	41	0	0	0	135	0	2	0	13	0	7	0	0	0	22	0	157	0
WILKINSON COUNTY	21	0	75	0	38	0	0	0	134	0	2	0	18	0	9	0	0	0	29	0	163	0
WORTH COUNTY	33	0	176	0	94	0	0	0	303	0	9	0	30	0	21	0	0	0	60	0	363	0
OUT OF STATE	251	2	1480	3	559	2	1	1	2291	2	48	2	490	3	179	3	0	0	717	3	3008	2
Total reported	11464		57289		27100		129		95982		2285		16671		7147		20		26123		122105	
Percent Reported	100.0		100.0		100.0		100.0		100.0		100.0		100.0		100.0		100.0		100.0		100.0	
NOT REPORTED	0		4		6		0		10		0		1		1		0		2		12	
Total	11464		57293		27106		129		95992		2285		16672		7148		20		26125		122117	

Probationer Statistical Profile

Sample: Active & admin probationers, not in facilities  
Act probationers 06/18/2001

Requestor: Statistics

CIRCUIT OF CONVICTION by current age & sex

CIRCUIT	Men							Women							Grand Total	%						
	age 00-21	age 22-39	age 40-98	age UNKWN	Men Total	Men %	age 00-21	age 22-39	age 40-98	age UNKWN	Women Total	Women %										
ALAPAHA CIRCUIT	68	1	664	1	346	1	0	0	1078	1	15	1	167	1	79	1	0	0	261	1	1339	1
ALCOVY CIRCUIT	155	1	1374	2	722	3	3	2	2254	2	35	2	336	2	149	2	1	5	521	2	2775	2
ATLANTA CIRCUIT	827	7	4736	8	2217	8	2	2	7782	8	98	4	944	6	500	7	0	0	1542	6	9324	8
ATLANTIC CIRCUIT	110	1	430	1	203	1	4	3	747	1	9	0	130	1	62	1	1	5	202	1	949	1
AUGUSTA CIRCUIT	423	4	1784	3	863	3	1	1	3071	3	117	5	581	4	271	4	0	0	969	4	4040	3
BLUE RIDGE CIRCUIT	224	2	763	1	352	1	5	4	1344	1	50	2	211	1	102	1	1	5	364	1	1708	1
BRUNSWICK CIRCUIT	293	3	1282	2	610	2	5	4	2190	2	39	2	359	2	140	2	1	5	539	2	2729	2
CHATTAHOOCHEE CIRCUIT	349	3	1684	3	799	3	3	2	2835	3	87	4	555	3	242	3	0	0	884	3	3719	3
CHEROKEE CIRCUIT	152	1	1374	2	735	3	0	0	2261	2	34	1	454	3	175	2	0	0	663	3	2924	2
CLAYTON CIRCUIT	257	2	792	1	366	1	0	0	1415	1	92	4	358	2	120	2	0	0	570	2	1985	2
COBB CIRCUIT	820	7	4588	8	2120	8	16	13	7544	8	166	7	1356	8	610	9	2	10	2134	8	9678	8
CONASAUGA CIRCUIT	184	2	839	1	345	1	0	0	1368	1	43	2	273	2	101	1	0	0	417	2	1785	1
CORDELE CIRCUIT	120	1	544	1	248	1	3	2	915	1	19	1	164	1	52	1	0	0	235	1	1150	1
COWETA CIRCUIT	382	3	1513	3	778	3	7	6	2680	3	88	4	540	3	213	3	1	5	842	3	3522	3
DOUGHERTY CIRCUIT	343	3	2042	4	945	4	1	1	3331	3	65	3	613	4	240	3	1	5	919	4	4250	4
DUBLIN CIRCUIT	97	1	604	1	265	1	3	2	969	1	12	1	114	1	59	1	1	5	186	1	1155	1
EASTERN CIRCUIT	384	3	1365	2	669	2	4	3	2422	3	85	4	588	4	271	4	1	5	945	4	3367	3
FLINT CIRCUIT	166	1	661	1	259	1	2	2	1088	1	27	1	184	1	74	1	0	0	285	1	1373	1
GRIFFIN CIRCUIT	269	2	1020	2	433	2	6	5	1728	2	53	2	344	2	152	2	2	10	551	2	2279	2
GWINNETT CIRCUIT	527	5	2703	5	1069	4	7	6	4306	5	103	5	749	5	296	4	1	5	1149	4	5455	5
HOUSTON CIRCUIT	152	1	564	1	232	1	0	0	948	1	32	1	177	1	79	1	0	0	288	1	1236	1
LOOKOUT MOUNTAIN CIR	228	2	998	2	499	2	1	1	1726	2	39	2	315	2	136	2	0	0	490	2	2216	2
MACON CIRCUIT	319	3	1828	3	864	3	4	3	3015	3	78	3	596	4	268	4	0	0	942	4	3957	3
MIDDLE CIRCUIT	169	1	645	1	340	1	4	3	1158	1	36	2	217	1	95	1	1	5	349	1	1507	1
MOUNTAIN CIRCUIT	83	1	341	1	182	1	0	0	606	1	21	1	97	1	44	1	0	0	162	1	768	1
NORTHEASTERN CIRCUIT	127	1	726	1	383	1	4	3	1240	1	43	2	251	2	126	2	0	0	420	2	1660	1
NORTHERN CIRCUIT	118	1	867	2	463	2	6	5	1454	2	14	1	202	1	83	1	0	0	299	1	1753	1
OCMULGEE CIRCUIT	343	3	1625	3	664	2	2	2	2634	3	51	2	325	2	160	2	0	0	536	2	3170	3
OCONEE CIRCUIT	129	1	582	1	268	1	1	1	980	1	21	1	168	1	76	1	1	5	266	1	1246	1
OGEECHEE CIRCUIT	261	2	915	2	359	1	0	0	1535	2	49	2	284	2	118	2	0	0	451	2	1986	2
PATAULA CIRCUIT	136	1	619	1	275	1	3	2	1033	1	31	1	195	1	86	1	0	0	312	1	1345	1
PIEDMONT CIRCUIT	153	1	812	1	433	2	2	2	1400	1	39	2	238	1	109	2	1	5	387	1	1787	1
ROME CIRCUIT	119	1	801	1	455	2	1	1	1376	1	35	2	272	2	124	2	0	0	431	2	1807	1
SOUTH GEORGIA CIRCUIT	138	1	999	2	475	2	1	1	1613	2	29	1	237	1	97	1	0	0	363	1	1976	2
SOUTHERN CIRCUIT	500	4	2199	4	947	4	7	6	3653	4	83	4	556	3	208	3	1	5	848	3	4501	4

(continued)

Probationer Statistical Profile

Sample: Active & admin probationers, not in facilities  
Act probationers 06/18/2001

Requestor: Statistics

CIRCUIT OF CONVICTION by current age & sex (CONTINUED)

CIRCUIT	M e n							W o m e n							Grand Total %							
	age 00-21	age 22-39	age 40-98	age UNKWN	Men Total	age 00-21	age 22-39	age 40-98	age UNKWN	Women Total												
SOUTHWESTERN CIRCUIT	174	2	1125	2	673	3	0	0	1972	2	14	1	262	2	134	2	0	0	410	2	2382	2
STONE MOUNTAIN CIRCU	689	6	2613	5	1179	4	3	2	4484	5	162	7	806	5	289	4	1	5	1258	5	5742	5
TALLAPOOSA CIRCUIT	123	1	790	1	497	2	6	5	1416	1	16	1	164	1	90	1	0	0	270	1	1686	1
TIFTON CIRCUIT	107	1	688	1	329	1	2	2	1126	1	20	1	142	1	64	1	1	5	227	1	1353	1
TOOMBS CIRCUIT	56	0	358	1	173	1	0	0	587	1	7	0	71	0	31	0	0	0	109	0	696	1
WAYCROSS CIRCUIT	136	1	689	1	368	1	1	1	1194	1	19	1	238	1	94	1	0	0	351	1	1545	1
WESTERN CIRCUIT	147	1	656	1	253	1	2	2	1058	1	32	1	191	1	58	1	0	0	281	1	1339	1
ROCKDALE CIRCUIT	91	1	363	1	159	1	0	0	613	1	22	1	110	1	45	1	0	0	177	1	790	1
DOUGLAS CIRCUIT	262	2	1456	3	772	3	2	2	2492	3	53	2	465	3	203	3	0	0	721	3	3213	3
APPALACHIAN CIRCUIT	84	1	537	1	329	1	1	1	951	1	16	1	222	1	83	1	0	0	321	1	1272	1
ENOTAH CIRCUIT	80	1	375	1	203	1	0	0	658	1	11	0	121	1	54	1	0	0	186	1	844	1
BELL-FORSYTH CIRCUIT	69	1	363	1	204	1	1	1	637	1	12	1	118	1	58	1	1	5	189	1	826	1
Total reported	11143		55296		26322		126		92887		2222		16060		6920		20		25222		118109	
Percent Reported	97.2		96.5		97.1		97.7		96.8		97.2		96.3		96.8		100.0		96.5		96.7	
TOWALIGA CIRCUIT	73		526		217		2		818		16		121		49		0		186		1004	
TOWALIGA CIRCUIT	253		1491		569		1		2314		48		492		181		0		721		3035	
Total	11464		57293		27106		129		95992		2285		16672		7148		20		26125		122117	

Probationer Statistical Profile

Sample: Active & admin probationers, not in facilities  
Act probationers 06/18/2001

Requestor: Statistics

CIRCUIT OF CURRENT SUPERVISION by current age & sex

CIRCUIT	Men							Women							Grand Total %
	age 00-21 %	age 22-39 %	age 40-98 %	age UNKWN %	Men Total %	age 00-21 %	age 22-39 %	age 40-98 %	age UNKWN %	Women Total %					
ALAPAHA CIRCUIT	79 1	687 1	345 1	0 0	1111 1	12 1	162 1	81 1	0 0	255 1	1366 1				
ALCOVY CIRCUIT	152 1	1327 2	689 3	3 2	2171 2	36 2	330 2	143 2	1 5	510 2	2681 2				
ATLANTA CIRCUIT	951 8	5648 10	2542 9	2 2	9143 10	157 7	1293 8	606 8	0 0	2056 8	11199 9				
ATLANTIC CIRCUIT	118 1	457 1	213 1	4 3	792 1	12 1	163 1	65 1	0 0	240 1	1032 1				
AUGUSTA CIRCUIT	438 4	1905 3	909 3	2 2	3254 3	119 5	601 4	278 4	0 0	998 4	4252 3				
BLUE RIDGE CIRCUIT	187 2	730 1	330 1	4 3	1251 1	48 2	201 1	99 1	2 10	350 1	1601 1				
BRUNSWICK CIRCUIT	295 3	1315 2	633 2	5 4	2248 2	40 2	382 2	150 2	1 5	573 2	2821 2				
CHATTAHOOCHEE CIRCUIT	354 3	1738 3	828 3	3 2	2923 3	85 4	556 3	239 3	0 0	880 3	3803 3				
CHEROKEE CIRCUIT	169 1	1438 3	735 3	1 1	2343 2	31 1	454 3	182 3	0 0	667 3	3010 2				
CLAYTON CIRCUIT	278 2	899 2	377 1	0 0	1554 2	63 3	360 2	138 2	1 5	562 2	2116 2				
COBB CIRCUIT	808 7	4414 8	1960 7	14 11	7196 7	146 6	1220 7	539 8	1 5	1906 7	9102 7				
CONASAUGA CIRCUIT	198 2	914 2	387 1	0 0	1499 2	47 2	304 2	110 2	0 0	461 2	1960 2				
CORDELE CIRCUIT	113 1	506 1	238 1	3 2	860 1	18 1	155 1	55 1	0 0	228 1	1088 1				
COWETA CIRCUIT	379 3	1573 3	817 3	7 5	2776 3	93 4	568 3	228 3	1 5	890 3	3666 3				
DOUGHERTY CIRCUIT	359 3	2056 4	948 3	2 2	3365 4	69 3	620 4	237 3	1 5	927 4	4292 4				
DUBLIN CIRCUIT	98 1	605 1	278 1	3 2	984 1	13 1	129 1	60 1	1 5	203 1	1187 1				
EASTERN CIRCUIT	402 4	1450 3	700 3	4 3	2556 3	82 4	586 4	271 4	1 5	940 4	3496 3				
FLINT CIRCUIT	156 1	632 1	281 1	1 1	1070 1	27 1	182 1	69 1	0 0	278 1	1348 1				
GRIFFIN CIRCUIT	262 2	928 2	454 2	7 5	1651 2	55 2	316 2	116 2	2 10	489 2	2140 2				
GWINNETT CIRCUIT	558 5	2806 5	1078 4	6 5	4448 5	116 5	799 5	317 4	1 5	1233 5	5681 5				
HOUSTON CIRCUIT	144 1	533 1	226 1	0 0	903 1	27 1	171 1	69 1	0 0	267 1	1170 1				
LOOKOUT MOUNTAIN CIR	232 2	1008 2	517 2	1 1	1758 2	41 2	327 2	141 2	0 0	509 2	2267 2				
MACON CIRCUIT	350 3	1910 3	904 3	5 4	3169 3	85 4	628 4	291 4	0 0	1004 4	4173 3				
MIDDLE CIRCUIT	170 1	661 1	373 1	3 2	1207 1	32 1	227 1	98 1	1 5	358 1	1565 1				
MOUNTAIN CIRCUIT	83 1	378 1	193 1	0 0	654 1	19 1	113 1	57 1	0 0	189 1	843 1				
NORTHEASTERN CIRCUIT	138 1	819 1	395 1	6 5	1358 1	42 2	285 2	141 2	0 0	468 2	1826 1				
NORTHERN CIRCUIT	133 1	882 2	489 2	5 4	1509 2	20 1	220 1	87 1	1 5	328 1	1837 2				
OCMULGEE CIRCUIT	322 3	1505 3	644 2	1 1	2472 3	51 2	318 2	164 2	0 0	533 2	3005 2				
OCONEE CIRCUIT	119 1	577 1	254 1	1 1	951 1	20 1	150 1	82 1	1 5	253 1	1204 1				
OGEECHEE CIRCUIT	245 2	850 1	354 1	0 0	1449 2	53 2	274 2	122 2	1 5	450 2	1899 2				
PATAULA CIRCUIT	130 1	658 1	295 1	2 2	1085 1	32 1	197 1	88 1	0 0	317 1	1402 1				
PIEDMONT CIRCUIT	147 1	778 1	422 2	2 2	1349 1	36 2	232 1	102 1	0 0	370 1	1719 1				
ROME CIRCUIT	129 1	800 1	456 2	1 1	1386 1	31 1	271 2	124 2	0 0	426 2	1812 1				
SOUTH GEORGIA CIRCUIT	137 1	1023 2	475 2	2 2	1637 2	33 1	249 1	99 1	0 0	381 1	2018 2				
SOUTHERN CIRCUIT	497 4	2183 4	969 4	7 5	3656 4	85 4	555 3	203 3	1 5	844 3	4500 4				
SOUTHWESTERN CIRCUIT	169 1	1062 2	633 2	0 0	1864 2	10 0	268 2	135 2	0 0	413 2	2277 2				

(continued)

Probationer Statistical Profile

Sample: Active & admin probationers, not in facilities  
Act probationers 06/18/2001

Requestor: Statistics

CIRCUIT OF CURRENT SUPERVISION by current age & sex (CONTINUED)

CIRCUIT	age		age		M e n				age		age		W o m e n				Grand					
	00-21	%	22-39	%	age	age	Men	%	00-21	%	22-39	%	40-98	%	UNKWN	%	Total	%	Total	%		
STONE MOUNTAIN CIRCU	741	6	2958	5	1311	5	3	2	5013	5	168	7	881	5	324	5	0	0	1373	5	6386	5
TALLAPOOSA CIRCUIT	137	1	871	2	542	2	6	5	1556	2	21	1	225	1	113	2	0	0	359	1	1915	2
TIFTON CIRCUIT	111	1	712	1	337	1	2	2	1162	1	21	1	146	1	68	1	1	5	236	1	1398	1
TOOMBS CIRCUIT	56	0	351	1	169	1	0	0	576	1	9	0	74	0	34	0	0	0	117	0	693	1
WAYCROSS CIRCUIT	139	1	717	1	386	1	2	2	1244	1	20	1	232	1	104	1	0	0	356	1	1600	1
WESTERN CIRCUIT	135	1	671	1	264	1	2	2	1072	1	30	1	169	1	60	1	0	0	259	1	1331	1
ROCKDALE CIRCUIT	87	1	383	1	177	1	0	0	647	1	25	1	130	1	43	1	0	0	198	1	845	1
DOUGLAS CIRCUIT	239	2	1245	2	657	2	2	2	2143	2	41	2	390	2	168	2	0	0	599	2	2742	2
APPALACHIAN CIRCUIT	90	1	517	1	324	1	2	2	933	1	21	1	189	1	81	1	0	0	291	1	1224	1
ENOTAH CIRCUIT	78	1	365	1	208	1	0	0	651	1	14	1	120	1	60	1	0	0	194	1	845	1
Burruss SAI	63	1	324	1	173	1	1	1	561	1	8	0	115	1	49	1	1	5	173	1	734	1
Dodge SAI	77	1	500	1	208	1	2	2	787	1	19	1	124	1	57	1	0	0	200	1	987	1
Total reported	11452		57269		27097		129		95947		2283		16661		7147		20		26111		122058	
Percent Reported	99.9		100.0		100.0		100.0		100.0		99.9		99.9		100.0		100.0		99.9		100.0	
Washington Det Ctr	12		24		9		0		45		2		11		1		0		14		59	
Total	11464		57293		27106		129		95992		2285		16672		7148		20		26125		122117	

Probationer Statistical Profile

Sample: Active & admin probationers, not in facilities  
Act probationers 06/18/2001

Requestor: Statistics

SENTENCE LENGTH by current age & sex

SENTENCE (IN YEARS)	M e n							W o m e n							Grand Total %
	age 00-21 %	age 22-39 %	age 40-98 %	age UNKWN %	Men Total %	age 00-21 %	age 22-39 %	age 40-98 %	age UNKWN %	Women Total %					
0-1	656 6	2362 4	905 3	0 0	3923 4	194 8	712 4	261 4	0 0	1167 4	5090 4				
1.1-2	918 8	2850 5	1192 4	1 1	4961 5	277 12	955 6	357 5	0 0	1589 6	6550 5				
2.1-3	1347 12	4483 8	1895 7	14 11	7739 8	380 17	1691 10	554 8	1 5	2626 10	10365 8				
3.1-4	1000 9	4073 7	1788 7	11 9	6872 7	255 11	1529 9	555 8	3 15	2342 9	9214 8				
4.1-5	1663 15	8067 14	3556 13	19 15	13305 14	323 14	2332 14	915 13	3 15	3573 14	16878 14				
5.1-6	3135 27	14816 26	6516 24	42 33	24509 26	543 24	4380 26	1749 24	4 20	6676 26	31185 26				
6.1-7	380 3	2350 4	1102 4	8 6	3840 4	59 3	659 4	287 4	1 5	1006 4	4846 4				
7.1-8	402 4	2707 5	1227 5	3 2	4339 5	42 2	643 4	274 4	0 0	959 4	5298 4				
8.1-9	325 3	2244 4	1104 4	3 2	3676 4	39 2	594 4	292 4	1 5	926 4	4602 4				
9.1-10	145 1	1145 2	672 2	1 1	1963 2	13 1	273 2	144 2	0 0	430 2	2393 2				
10.1-12	1204 11	8174 14	4136 15	20 16	13534 14	139 6	2244 13	1216 17	7 35	3606 14	17140 14				
12.1-15	62 1	964 2	680 3	0 0	1706 2	6 0	156 1	137 2	0 0	299 1	2005 2				
15.1-20	140 1	1639 3	1178 4	3 2	2960 3	6 0	287 2	222 3	0 0	515 2	3475 3				
20.1-OVER	86 1	1397 2	1088 4	4 3	2575 3	9 0	217 1	181 3	0 0	407 2	2982 2				
INDEFINITE	1 0	21 0	67 0	0 0	89 0	0 0	0 0	4 0	0 0	4 0	93 0				
Total reported	11464	57292	27106	129	95991	2285	16672	7148	20	26125	122116				
Percent Reported	100.0	100.0	100.0	100.0	100.0	100.0	100.0	100.0	100.0	100.0	100.0				
NOT REPORTED	0	1	0	0	1	0	0	0	0	0	1				
Total	11464	57293	27106	129	95992	2285	16672	7148	20	26125	122117				
AVERAGE EXCLUDING INDEFINITE	5.15	6.28	6.98	6.21	6.34	4.23	5.69	6.51	6.53	5.79	6.23				

Probationer Statistical Profile

Sample: Active & admin probationers, not in facilities  
Act probationers 06/18/2001

Requestor: Statistics

TIME SERVED by current age & sex

TIME SERVED (IN YRS)	M e n					W o m e n					Grand Total %
	age 00-21 %	age 22-39 %	age 40-98 %	age UNKWN %	Men Total %	age 00-21 %	age 22-39 %	age 40-98 %	age UNKWN %	Women Total %	
0-1	5458 48	13922 24	5674 21	0 0	25054 26	1180 52	4607 28	1631 23	0 0	7418 28	32472 27
1.1-2	3525 31	12607 22	5524 20	54 42	21710 23	676 30	3930 24	1493 21	9 45	6108 23	27818 23
2.1-3	1700 15	10025 17	4463 16	51 40	16239 17	331 14	3003 18	1196 17	10 50	4540 17	20779 17
3.1-4	630 5	7672 13	3503 13	20 16	11825 12	83 4	2189 13	941 13	0 0	3213 12	15038 12
4.1-5	117 1	5622 10	2655 10	2 2	8396 9	10 0	1377 8	690 10	0 0	2077 8	10473 9
5.1-6	19 0	2312 4	1234 5	1 1	3566 4	0 0	521 3	302 4	1 5	824 3	4390 4
6.1-7	2 0	1603 3	869 3	0 0	2474 3	0 0	327 2	203 3	0 0	530 2	3004 2
7.1-8	1 0	1105 2	752 3	0 0	1858 2	0 0	236 1	202 3	0 0	438 2	2296 2
8.1-9	2 0	755 1	596 2	0 0	1353 1	0 0	158 1	140 2	0 0	298 1	1651 1
9.1-10	4 0	731 1	629 2	1 1	1365 1	5 0	164 1	140 2	0 0	309 1	1674 1
10.1-12	5 0	501 1	507 2	0 0	1013 1	0 0	93 1	100 1	0 0	193 1	1206 1
12.1-15	1 0	305 1	401 1	0 0	707 1	0 0	45 0	67 1	0 0	112 0	819 1
15.1-20	0 0	127 0	255 1	0 0	382 0	0 0	21 0	35 0	0 0	56 0	438 0
20.1-OVER	0 0	6 0	44 0	0 0	50 0	0 0	1 0	8 0	0 0	9 0	59 0
Total reported	11464	57293	27106	129	95992	2285	16672	7148	20	26125	122117
Percent Reported	100.0	100.0	100.0	100.0	100.0	100.0	100.0	100.0	100.0	100.0	100.0
NOT REPORTED	0	0	0	0	0	0	0	0	0	0	0
Total	11464	57293	27106	129	95992	2285	16672	7148	20	26125	122117
AVERAGE TIME SERVED	1.30	2.78	3.38	2.35	2.77	1.21	2.46	3.11	2.23	2.53	2.72



Probationer Statistical Profile

Sample: Active & admin probationers, not in facilities  
Act probationers 06/18/2001

Requestor: Statistics

TIME LEFT TO SERVE by current age & sex

TIME LEFT (IN YEARS)	M e n					W o m e n					Grand Total %
	age 00-21 %	age 22-39 %	age 40-98 %	age UNKWN %	Men Total %	age 00-21 %	age 22-39 %	age 40-98 %	age UNKWN %	Women Total %	
0-1	1615 14	11211 20	5451 20	19 15	18296 19	481 21	3532 21	1488 21	2 10	5503 21	23799 19
1.1-2	1745 15	9987 17	4647 17	23 18	16402 17	434 19	3174 19	1272 18	2 10	4882 19	21284 17
2.1-3	1876 16	9219 16	4115 15	29 22	15239 16	423 19	2679 16	1131 16	5 25	4238 16	19477 16
3.1-4	1824 16	7504 13	3440 13	22 17	12790 13	316 14	2154 13	914 13	2 10	3386 13	16176 13
4.1-5	1969 17	6538 11	2967 11	8 6	11482 12	362 16	1927 12	802 11	2 10	3093 12	14575 12
5.1-6	386 3	2661 5	1278 5	3 2	4328 5	49 2	718 4	316 4	1 5	1084 4	5412 4
6.1-7	412 4	2473 4	1168 4	5 4	4058 4	46 2	679 4	304 4	0 0	1029 4	5087 4
7.1-8	378 3	1983 3	949 4	3 2	3313 3	44 2	505 3	237 3	3 15	789 3	4102 3
8.1-9	410 4	1706 3	849 3	8 6	2973 3	43 2	440 3	202 3	3 15	688 3	3661 3
9.1-10	563 5	1557 3	735 3	1 1	2856 3	68 3	446 3	205 3	0 0	719 3	3575 3
10.1-12	49 0	676 1	407 2	2 2	1134 1	5 0	119 1	78 1	0 0	202 1	1336 1
12.1-15	136 1	869 2	470 2	2 2	1477 2	3 0	142 1	89 1	0 0	234 1	1711 1
15.1-20	76 1	558 1	361 1	4 3	999 1	9 0	102 1	69 1	0 0	180 1	1179 1
20.1-OVER	19 0	293 1	189 1	0 0	501 1	2 0	47 0	33 0	0 0	82 0	583 0
INDEFINITE	1 0	21 0	67 0	0 0	89 0	0 0	0 0	4 0	0 0	4 0	93 0
NONE	5 0	37 0	13 0	0 0	55 0	0 0	8 0	4 0	0 0	12 0	67 0
Total reported	11464	57293	27106	129	95992	2285	16672	7148	20	26125	122117
Percent Reported	100.0	100.0	100.0	100.0	100.0	100.0	100.0	100.0	100.0	100.0	100.0
NOT REPORTED	0	0	0	0	0	0	0	0	0	0	0
Total	11464	57293	27106	129	95992	2285	16672	7148	20	26125	122117
AVERAGE EXCLUDING INDEFINITE, NONE	3.88	3.68	3.85	3.86	3.75	3.04	3.36	3.61	4.30	3.40	3.68

Probationer Statistical Profile

Sample: Active & admin probationers, not in facilities  
Act probationers 06/18/2001

Requestor: Statistics

CASE TYPE by current age & sex

CASE TYPE	M e n					W o m e n					Grand Total %
	age 00-21 %	age 22-39 %	age 40-98 %	age UNKWN %	Men Total %	age 00-21 %	age 22-39 %	age 40-98 %	age UNKWN %	Women Total %	
PRESENTENCE	0 0	0 0	0 0	0 0	0 0	0 0	0 0	0 0	0 0	0 0	0 0
SPLIT SENTENCE	193 2	5460 10	3857 14	3 2	9513 10	10 0	650 4	512 7	0 0	1172 4	10685 9
STRAIGHT SENTENCE	11019 96	50296 88	22611 83	125 97	84051 88	2227 97	15524 93	6451 90	20100	24222 93	108273 89
ABANDONMENT&BASTARDY	1 0	22 0	65 0	0 0	88 0	0 0	1 0	1 0	0 0	2 0	90 0
OUT OF STATE PROB	251 2	1495 3	568 2	1 1	2315 2	48 2	495 3	183 3	0 0	726 3	3041 2
OUT OF STATE A&B	0 0	0 0	1 0	0 0	1 0	0 0	0 0	0 0	0 0	0 0	1 0
SUSPENDED SENTENCE	0 0	20 0	4 0	0 0	24 0	0 0	2 0	1 0	0 0	3 0	27 0
Total reported	11464	57293	27106	129	95992	2285	16672	7148	20	26125	122117
Percent Reported	100.0	100.0	100.0	100.0	100.0	100.0	100.0	100.0	100.0	100.0	100.0
NOT REPORTED	0	0	0	0	0	0	0	0	0	0	0
Total	11464	57293	27106	129	95992	2285	16672	7148	20	26125	122117

Probationer Statistical Profile

Sample: Active & admin probationers, not in facilities  
Act probationers 06/18/2001

Requestor: Statistics

RELEASE TYPE by current age & sex

RELEASE TYPE	M e n					W o m e n					Grand	
	age 00-21	age 22-39	age 40-98	age UNKWN	Men Total	age 00-21	age 22-39	age 40-98	age UNKWN	Women Total	Total	%
TRANSF OUT OF STATE	0 0	0 0	0 0	0 0	0 0	0 0	0 0	0 0	0 0	0 0	0 0	0 0
REVOKED (TECHNICAL)	0 0	0 0	0 0	0 0	0 0	0 0	0 0	0 0	0 0	0 0	0 0	0 0
REVOKED (NEW SENT)	0 0	0 0	0 0	0 0	0 0	0 0	0 0	0 0	0 0	0 0	0 0	0 0
REVOKED (NEW CRIME)	0 0	0 0	0 0	0 0	0 0	0 0	0 0	0 0	0 0	0 0	0 0	0 0
ABSCONDED (TOLLED)	0 0	0 0	0 0	0 0	0 0	0 0	0 0	0 0	0 0	0 0	0 0	0 0
ABSCONDED (NON-TOLL)	0 0	0 0	0 0	0 0	0 0	0 0	0 0	0 0	0 0	0 0	0 0	0 0
TERMINATED BY COURT	0 0	0 0	0 0	0 0	0 0	0 0	0 0	0 0	0 0	0 0	0 0	0 0
OUT OF STATE TERM	0 0	0 0	0 0	0 0	0 0	0 0	0 0	0 0	0 0	0 0	0 0	0 0
DEATH	0 0	0 0	0 0	0 0	0 0	0 0	0 0	0 0	0 0	0 0	0 0	0 0
FINAN OBLIG COMPLETE	0 0	0 0	0 0	0 0	0 0	0 0	0 0	0 0	0 0	0 0	0 0	0 0
OTHER	0 0	0 0	0 0	0 0	0 0	0 0	0 0	0 0	0 0	0 0	0 0	0 0
NORMAL RELEASE	0 0	0 0	0 0	0 0	0 0	0 0	0 0	0 0	0 0	0 0	0 0	0 0
A & B SPECIAL TERM	0 0	0 0	0 0	0 0	0 0	0 0	0 0	0 0	0 0	0 0	0 0	0 0
INDEP JURISDICTION	0 0	0 0	0 0	0 0	0 0	0 0	0 0	0 0	0 0	0 0	0 0	0 0
ACTIVE	11464100	57293100	27106100	129100	95992100	2285100	16672100	7148100	20100	26125100	122117100	
Total reported	11464	57293	27106	129	95992	2285	16672	7148	20	26125	122117	
Percent Reported	100.0	100.0	100.0	100.0	100.0	100.0	100.0	100.0	100.0	100.0	100.0	
NOT REPORTED	0	0	0	0	0	0	0	0	0	0	0	
Total	11464	57293	27106	129	95992	2285	16672	7148	20	26125	122117	

Probationer Statistical Profile

Sample: Active & admin probationers, not in facilities  
Act probationers 06/18/2001

Requestor: Statistics

FIRST OFFENDER STATUS by current age & sex

STATUS	M e n				W o m e n				Grand Total %		
	age 00-21 %	age 22-39 %	age 40-98 %	age UNKWN %	Men Total %	age 00-21 %	age 22-39 %	age 40-98 %		age UNKWN %	Women Total %
FIRST OFFNDR STATUS	5458 48	14446 25	4302 16	30 23	24236 25	1402 61	6456 39	2094 29	6 30	9958 38	34194 28
NO FIRST OFFNDR STAT	6006 52	42793 75	22710 84	99 77	71608 75	883 39	10211 61	5036 71	14 70	16144 62	87752 72
Total reported	11464	57239	27012	129	95844	2285	16667	7130	20	26102	121946
Percent Reported	100.0	99.9	99.7	100.0	99.8	100.0	100.0	99.7	100.0	99.9	99.9
NOT REPORTED	0	54	94	0	148	0	5	18	0	23	171
Total	11464	57293	27106	129	95992	2285	16672	7148	20	26125	122117

Probationer Statistical Profile

Sample: Active & admin probationers, not in facilities  
Act probationers 06/18/2001

Requestor: Statistics

TYPE PROBATIONER by current age & sex

TYPE PROBATIONER	M e n					W o m e n					Grand Total %
	age 00-21 %	age 22-39 %	age 40-98 %	age UNKWN %	Men Total %	age 00-21 %	age 22-39 %	age 40-98 %	age UNKWN %	Women Total %	
MISDEMEANANT	732 6	2501 4	1127 4	7 5	4367 5	209 9	801 5	353 5	0 0	1363 5	5730 5
FELON	10659 94	54622 96	25845 96	122 95	91248 95	2064 91	15796 95	6765 95	20100	24645 95	115893 95
ABANDONMENT&BASTARDY	1 0	22 0	66 0	0 0	89 0	0 0	1 0	1 0	0 0	2 0	91 0
SUSPENDED SENTENCE	0 0	20 0	4 0	0 0	24 0	0 0	2 0	1 0	0 0	3 0	27 0
Total reported	11392	57165	27042	129	95728	2273	16600	7120	20	26013	121741
Percent Reported	99.4	99.8	99.8	100.0	99.7	99.5	99.6	99.6	100.0	99.6	99.7
NOT REPORTED	72	128	64	0	264	12	72	28	0	112	376
Total	11464	57293	27106	129	95992	2285	16672	7148	20	26125	122117

Probationer Statistical Profile

Sample: Active & admin probationers, not in facilities  
Act probationers 06/18/2001

Requestor: Statistics

MOST SERIOUS CRIME BY GROUP by current age & sex

CRIME GROUP	Men				Women				Grand Total %		
	age 00-21 %	age 22-39 %	age 40-98 %	age UNKWN %	Men Total %	age 00-21 %	age 22-39 %	age 40-98 %		age UNKWN %	Women Total %
HOMICIDE	22 0	323 1	237 1	0 0	582 1	5 0	99 1	83 1	0 0	187 1	769 1
ABORTION	0 0	4 0	0 0	0 0	4 0	0 0	2 0	0 0	0 0	2 0	6 0
BODILY INJRY&REL OFF	691 6	5172 9	3109 11	22 17	8994 9	156 7	1032 6	452 6	1 5	1641 6	10635 9
ARSON & REL OFF	49 0	316 1	181 1	0 0	546 1	7 0	99 1	62 1	0 0	168 1	714 1
DAMAGE OF PROPERTY	237 2	659 1	219 1	1 1	1116 1	38 2	136 1	44 1	0 0	218 1	1334 1
BURGLARY & REL OFF	1712 15	5524 10	1430 5	3 2	8669 9	118 5	541 3	136 2	0 0	795 3	9464 8
FORGERY & REL OFF	614 5	4013 7	1742 6	6 5	6375 7	466 20	3639 22	1235 17	3 15	5343 20	11718 10
THEFT	2447 21	8182 14	3095 11	14 11	13738 14	692 30	3737 22	1375 19	2 10	5806 22	19544 16
ROBBERY	387 3	1674 3	429 2	1 1	2491 3	40 2	162 1	40 1	0 0	242 1	2733 2
SEXUAL OFFENSES	440 4	2082 4	2017 7	9 7	4548 5	12 1	105 1	42 1	0 0	159 1	4707 4
OBSCENITY CRIMES	1 0	7 0	7 0	0 0	15 0	0 0	0 0	0 0	0 0	0 0	15 0
TREASON & REL OFF	11 0	33 0	12 0	0 0	56 0	1 0	17 0	3 0	0 0	21 0	77 0
CRIMES INVOLVNG GOVT	187 2	1213 2	466 2	2 2	1868 2	33 1	435 3	230 3	1 5	699 3	2567 2
FALSIFICATIONS	29 0	163 0	92 0	1 1	285 0	14 1	93 1	29 0	0 0	136 1	421 0
OBSTRUCT LAW ENFORCE	42 0	260 0	86 0	0 0	388 0	8 0	89 1	39 1	0 0	136 1	524 0
DISORDERLY CONDUCT	63 1	203 0	63 0	1 1	330 0	11 0	30 0	13 0	0 0	54 0	384 0
GAMBLING & REL OFF	4 0	23 0	18 0	0 0	45 0	4 0	11 0	7 0	0 0	22 0	67 0
CRUELTY TO CHILDREN	24 0	546 1	325 1	2 2	897 1	19 1	398 2	118 2	0 0	535 2	1432 1
CRIMES WITH GUNS	192 2	898 2	664 2	2 2	1756 2	17 1	50 0	29 0	0 0	96 0	1852 2
INVASION PRIVACY	5 0	91 0	50 0	1 1	147 0	0 0	2 0	2 0	0 0	4 0	151 0
RACKETEERING	0 0	5 0	20 0	0 0	25 0	0 0	2 0	4 0	0 0	6 0	31 0
DRUG ABUSE OFFENSES	3348 29	20229 35	8874 33	45 35	32496 34	387 17	4641 28	2462 34	12 60	7502 29	39998 33
DRUG TRAFFICKING	27 0	377 1	268 1	0 0	672 1	10 0	91 1	83 1	1 5	185 1	857 1
AUTO CRIMES	16 0	2132 4	2187 8	11 9	4346 5	1 0	176 1	191 3	0 0	368 1	4714 4
REVENUE & CONTRABAND	2 0	4 0	7 0	0 0	13 0	0 0	4 0	1 0	0 0	5 0	18 0
CRIMES OF OTH STATES	42 0	199 0	83 0	0 0	324 0	9 0	81 0	33 0	0 0	123 0	447 0
MISC. FELONIES	64 1	300 1	168 1	1 1	533 1	16 1	120 1	51 1	0 0	187 1	720 1
MISDEMEANORS	805 7	2647 5	1251 5	7 5	4710 5	221 10	873 5	382 5	0 0	1476 6	6186 5
Total reported	11461	57279	27100	129	95969	2285	16665	7146	20	26116	122085
Percent Reported	100.0	100.0	100.0	100.0	100.0	100.0	100.0	100.0	100.0	100.0	100.0
NOT REPORTED	3	14	6	0	23	0	7	2	0	9	32
Total	11464	57293	27106	129	95992	2285	16672	7148	20	26125	122117

Probationer Statistical Profile

Sample: Active & admin probationers, not in facilities  
Act probationers 06/18/2001

Requestor: Statistics

MOST SERIOUS OFFENSE by current age & sex

MOST SERIOUS OFFENSE	Men					Women					Grand Total %
	age 00-21 %	age 22-39 %	age 40-98 %	age UNKWN %	Men Total %	age 00-21 %	age 22-39 %	age 40-98 %	age UNKWN %	Women Total %	
-----											
MISDEMEANORS	-----										
abandonment	1 0	17 0	60 0	0 0	78 0	0 0	0 0	1 0	0 0	1 0	79 0
non-support	0 0	1 0	0 0	0 0	1 0	0 0	0 0	0 0	0 0	0 0	1 0
stalking	4 0	13 0	16 0	0 0	33 0	0 0	3 0	3 0	0 0	6 0	39 0
assault & battery	8 0	38 0	18 0	0 0	64 0	3 0	5 0	3 0	0 0	11 0	75 0
attempted murder	0 0	3 0	0 0	0 0	3 0	0 0	0 0	0 0	0 0	0 0	3 0
aggravated assault	4 0	29 0	22 0	1 1	56 0	1 0	8 0	4 0	0 0	13 0	69 0
simple assault	18 0	84 0	54 0	0 0	156 0	9 0	27 0	9 0	0 0	45 0	201 0
simple battery	105 1	429 1	165 1	1 1	700 1	31 1	92 1	33 0	0 0	156 1	856 1
stabbing another	0 0	1 0	1 0	0 0	2 0	0 0	0 0	0 0	0 0	0 0	2 0
shooting at another	0 0	1 0	1 0	0 0	2 0	0 0	1 0	0 0	0 0	1 0	3 0
wife beating	0 0	1 0	0 0	0 0	1 0	0 0	0 0	0 0	0 0	0 0	1 0
concealing a death	0 0	1 0	0 0	0 0	1 0	0 0	0 0	0 0	0 0	0 0	1 0
leave scene had inju	1 0	0 0	1 0	0 0	2 0	0 0	1 0	0 0	0 0	1 0	3 0
criminal intfer govt	0 0	1 0	0 0	0 0	1 0	0 0	0 0	0 0	0 0	0 0	1 0
reckless conduct	18 0	47 0	26 0	1 1	92 0	3 0	15 0	5 0	0 0	23 0	115 0
disorderly conduct	14 0	30 0	9 0	0 0	53 0	5 0	11 0	1 0	0 0	17 0	70 0
motor vehicle abando	0 0	1 0	1 0	0 0	2 0	0 0	0 0	1 0	0 0	1 0	3 0
larceny	2 0	2 0	3 0	0 0	7 0	1 0	2 0	1 0	0 0	4 0	11 0
receiving stolen goo	10 0	21 0	7 0	0 0	38 0	3 0	6 0	3 0	0 0	12 0	50 0
theft by taking	55 0	129 0	31 0	0 0	215 0	26 1	74 0	31 0	0 0	131 1	346 0
robbery	3 0	10 0	1 0	0 0	14 0	0 0	3 0	0 0	0 0	3 0	17 0
burglary	2 0	22 0	3 0	0 0	27 0	0 0	2 0	0 0	0 0	2 0	29 0
car breaking	1 0	0 0	0 0	0 0	1 0	0 0	0 0	0 0	0 0	0 0	1 0
alter id	1 0	2 0	0 0	0 0	3 0	0 0	0 0	0 0	0 0	0 0	3 0
cheating & swindling	0 0	0 0	1 0	0 0	1 0	0 0	0 0	0 0	0 0	0 0	1 0
bad checks	3 0	88 0	39 0	0 0	130 0	11 0	123 1	55 1	0 0	189 1	319 0
fraudulent checks	0 0	3 0	2 0	0 0	5 0	0 0	5 0	1 0	0 0	6 0	11 0
forgery	6 0	10 0	2 0	0 0	18 0	3 0	11 0	2 0	0 0	16 0	34 0
worthless checks	0 0	3 0	1 0	0 0	4 0	0 0	7 0	4 0	0 0	11 0	15 0
sale/dist of narcoti	1 0	8 0	1 0	0 0	10 0	0 0	0 0	1 0	0 0	1 0	11 0
public drunkenness	2 0	6 0	4 0	0 0	12 0	0 0	2 0	0 0	0 0	2 0	14 0
s/d dep,stim,cntrf d	0 0	3 0	0 0	0 0	3 0	0 0	0 0	0 0	0 0	0 0	3 0
abusive language	2 0	0 0	0 0	0 0	2 0	0 0	0 0	0 0	0 0	0 0	2 0

(continued)

Probationer Statistical Profile

Sample: Active & admin probationers, not in facilities  
Act probationers 06/18/2001

Requestor: Statistics

MOST SERIOUS OFFENSE by current age & sex (CONTINUED)

MOST SERIOUS OFFENSE	Men					Men Total	Women					Women Total	Grand Total
	age 00-21	age 22-39	age 40-98	age UNKWN	%		age 00-21	age 22-39	age 40-98	age UNKWN	%		
sale/dist of marijua	0	6	4	0	10	0	1	0	0	1	11		
poss of narcotics	0	2	1	0	3	0	0	0	1	1	4		
poss dep,stim,cntrf	0	3	0	0	3	0	0	0	0	0	3		
poss of l.s.d.	1	0	1	0	2	0	0	0	0	0	2		
poss of marijuana	80	129	29	0	238	16	33	11	0	60	298		
viol motor veh law	33	163	52	0	248	4	26	13	0	43	291		
d.u.i.	77	581	389	3	1050	17	121	77	0	215	1265		
obstr of law enf off	64	181	52	0	297	11	44	24	0	79	376		
impersonating anothe	0	19	2	0	21	2	8	0	0	10	31		
criminal trespassing	65	84	34	0	183	14	29	10	0	53	236		
illegal attm to obt	0	2	0	0	2	0	1	0	0	1	3		
criminal damage	9	8	3	0	20	2	2	1	0	5	25		
terroristic threats	1	4	5	0	10	0	1	0	0	1	11		
viol ga cntrl subst	47	109	34	0	190	7	34	13	0	54	244		
prostitution	0	1	0	0	1	0	1	0	0	1	2		
sodomy	0	0	2	0	2	0	0	0	0	0	2		
public indecency	0	14	7	0	21	0	1	0	0	1	22		
peeping tom	1	1	0	0	2	0	0	0	0	0	2		
molesting a minor	0	0	3	0	3	0	0	0	0	0	3		
attempted rape	1	2	0	0	3	0	0	0	0	0	3		
sexual battery	13	26	24	0	63	0	2	0	0	2	65		
escape	2	5	0	0	7	0	0	1	0	1	8		
cpwl & concealed wea	13	33	9	1	56	1	1	1	0	3	59		
shoplifting	31	30	13	0	74	34	53	23	0	110	184		
viol game & fish law	2	1	1	0	4	0	0	1	0	1	5		
pointing gun at anot	1	9	6	0	16	0	0	0	0	0	16		
carry dly weapons pu	7	5	0	0	12	0	1	0	0	1	13		
criminal attempt	0	0	3	0	3	0	1	1	0	2	5		
other misdemeanor	24	97	44	0	165	5	43	19	0	67	232		
riot	1	0	0	0	1	0	0	0	0	0	1		
inciting to riot	4	0	0	0	4	0	0	0	0	0	4		
fighting in public p	4	2	0	0	6	3	4	2	0	9	15		
mis off against pub	0	1	0	0	1	0	0	0	0	0	1		
off agnst pub hlth/m	0	3	6	0	9	0	1	0	0	1	10		
gambling & related o	0	1	3	0	4	0	1	0	0	1	5		

(continued)



Probationer Statistical Profile

Sample: Active & admin probationers, not in facilities  
Act probationers 06/18/2001

Requestor: Statistics

MOST SERIOUS OFFENSE by current age & sex (CONTINUED)

MOST SERIOUS OFFENSE	Men					Women					Grand Total	%
	age 00-21	age 22-39	age 40-98	age UNKWN	Men Total	age 00-21	age 22-39	age 40-98	age UNKWN	Women Total		
obscenity & related	0	2	0	0	2	0	0	0	0	0	2	0
sale/dist mat hrmfl	0	1	0	0	1	0	0	0	0	0	1	0
involuntary manslaug	3	0	2	0	5	0	1	1	0	2	7	0
interference with cu	2	1	3	0	6	0	0	0	0	0	6	0
theft by deception <	1	7	4	0	12	2	6	4	0	12	24	0
theft/lost/property<	2	5	3	0	10	0	1	0	0	1	11	0
theft of services <	0	3	2	0	5	0	3	0	0	3	8	0
theft by conversion	0	7	3	0	10	0	4	3	0	7	17	0
theft motor vehicle,	2	1	0	0	3	0	0	0	0	0	3	0
conversn leasd prop	0	0	0	0	0	0	1	0	0	1	1	0
entrng mot veh crim	1	5	0	0	6	0	2	1	0	3	9	0
violtn forgery&fraud	0	1	1	0	2	0	1	0	0	1	3	0
abdmnt dang drugs/po	0	1	1	0	2	0	0	0	0	0	2	0
trnsatns drug rel ob	0	0	1	0	1	0	0	0	0	0	1	0
tpos/use drug rel ob	0	3	2	0	5	0	2	0	0	2	7	0
obtn/attmpt drugs il	0	1	1	0	2	0	5	6	0	11	13	0
viol dangerous drugs	0	1	0	0	1	0	1	0	0	1	2	0
mfg/dist imitate con	0	5	0	0	5	0	1	0	0	1	6	0
misc. abuse govt off	1	0	0	0	1	0	2	0	0	2	3	0
misc. obstruction pu	0	1	0	0	1	0	0	0	0	0	1	0
misc. escape & other	0	1	0	0	1	0	0	0	0	0	1	0
misc. offns relt jud	0	1	0	0	1	0	1	0	0	1	2	0
misc. obstruction of	1	1	1	0	3	0	0	0	0	0	3	0
misc. sexual offense	7	2	3	0	12	0	0	0	0	0	12	0
distrbut obscene mat	0	1	0	0	1	0	0	0	0	0	1	0
exhibit sex shows mi	0	0	1	0	1	0	0	0	0	0	1	0
dng instrmntalties &	0	1	0	0	1	0	0	0	0	0	1	0
vio prvsns/regs alco	0	0	1	0	1	0	1	0	0	1	2	0
furnish liquor to mi	3	1	2	0	6	0	0	1	0	1	7	0
poss alc bev by juve	11	2	1	0	14	0	0	0	0	0	14	0
veh homicide tit 40	2	2	3	0	7	0	0	1	0	1	8	0
viol motor veh licen	0	1	0	0	1	0	0	0	0	0	1	0
conspiracy commit mis	0	1	0	0	1	0	0	0	0	0	1	0
misc misdemeanor	25	60	16	0	101	7	33	7	0	47	148	0
misc. invation of pr	0	1	0	0	1	0	0	0	0	0	1	0

(continued)

Probationer Statistical Profile

Sample: Active & admin probationers, not in facilities  
Act probationers 06/18/2001

Requestor: Statistics

MOST SERIOUS OFFENSE by current age & sex (CONTINUED)

MOST SERIOUS OFFENSE	Men					Women					Grand Total	%
	age 00-21 %	age 22-39 %	age 40-98 %	age UNKWN %	Men Total %	age 00-21 %	age 22-39 %	age 40-98 %	age UNKWN %	Women Total %		
violation othr state	2 0	1 0	4 0	0 0	7 0	0 0	1 0	2 0	0 0	3 0	10 0	
-----												
FELONIES												
-----												
MISC. HOMICIDE OFFEN	0 0	4 0	0 0	0 0	4 0	0 0	0 0	0 0	0 0	0 0	4 0	
MURDER	0 0	4 0	8 0	0 0	12 0	0 0	5 0	1 0	0 0	6 0	18 0	
VOLUNTARY MANSLAUGHT	2 0	76 0	93 0	0 0	171 0	0 0	35 0	43 1	0 0	78 0	249 0	
INVOLUNTARY MANSLAUG	8 0	46 0	29 0	0 0	83 0	2 0	21 0	8 0	0 0	31 0	114 0	
FETICIDE	0 0	1 0	0 0	0 0	1 0	0 0	1 0	0 0	0 0	1 0	2 0	
VEHICULAR HOMICIDE	10 0	177 0	93 0	0 0	280 0	3 0	36 0	23 0	0 0	62 0	342 0	
HOMICIDE BY PILOT,DU	0 0	2 0	1 0	0 0	3 0	0 0	0 0	1 0	0 0	1 0	4 0	
CONCEAL DEATH OF ANO	0 0	1 0	0 0	0 0	1 0	0 0	0 0	0 0	0 0	0 0	1 0	
CRIMINAL ATTEMPT MUR	2 0	12 0	13 0	0 0	27 0	0 0	1 0	7 0	0 0	8 0	35 0	
MISC. ABORTION	0 0	0 0	0 0	0 0	0 0	0 0	1 0	0 0	0 0	1 0	1 0	
CRIMINAL ABORTION	0 0	4 0	0 0	0 0	4 0	0 0	1 0	0 0	0 0	1 0	5 0	
MISC. ASSAULT/BATTER	6 0	44 0	22 0	0 0	72 0	0 0	3 0	3 0	0 0	6 0	78 0	
AGGRAVATED ASSAULT	437 4	3281 6	2000 8	16 13	5734 6	116 5	821 5	352 5	1 5	1290 5	7024 6	
CRMNL ATTEMPT AGG AS	1 0	22 0	19 0	0 0	42 0	1 0	8 0	2 0	0 0	11 0	53 0	
AGGRAVATED BATTERY	47 0	370 1	203 1	2 2	622 1	5 0	46 0	19 0	0 0	70 0	692 1	
TERRORIST THREATS &	137 1	681 1	409 2	1 1	1228 1	25 1	82 1	38 1	0 0	145 1	1373 1	
FALSE IMPRISONMENT	10 0	168 0	64 0	0 0	242 0	1 0	8 0	3 0	0 0	12 0	254 0	
FAL IMPR UDR CLR LEG	1 0	1 0	1 0	0 0	3 0	0 0	1 0	0 0	0 0	1 0	4 0	
MALICIOUS CONF SANE	0 0	0 0	0 0	0 0	0 0	0 0	2 0	0 0	0 0	2 0	2 0	
KIDNAPPING	5 0	91 0	37 0	0 0	133 0	0 0	4 0	2 0	0 0	6 0	139 0	
INTERFERENCE WITH CU	7 0	25 0	9 0	0 0	41 0	2 0	8 0	5 0	0 0	15 0	56 0	
AGG ASSLT ON POLICE	12 0	106 0	82 0	0 0	200 0	1 0	15 0	11 0	0 0	27 0	227 0	
AGG BATRY PEACE OFFI	2 0	7 0	0 0	0 0	9 0	0 0	3 0	0 0	0 0	3 0	12 0	
SIMPLE BATTERY MISD	1 0	27 0	18 0	0 0	46 0	1 0	6 0	1 0	0 0	8 0	54 0	
RECK COND-HIV INFCTD	0 0	5 0	1 0	0 0	6 0	0 0	5 0	0 0	0 0	5 0	11 0	
STALKING	1 0	14 0	17 0	0 0	32 0	1 0	0 0	0 0	0 0	1 0	33 0	
AGGRAVATED STALKING	24 0	326 1	223 1	3 2	576 1	3 0	20 0	16 0	0 0	39 0	615 1	
CRIMINAL ATTEMPT KID	0 0	2 0	4 0	0 0	6 0	0 0	0 0	0 0	0 0	0 0	6 0	
MISC. ARSON	0 0	12 0	7 0	0 0	19 0	0 0	1 0	5 0	0 0	6 0	25 0	
FIRST DEGREE ARSON	33 0	215 0	144 1	0 0	392 0	5 0	70 0	52 1	0 0	127 0	519 0	

(continued)

Probationer Statistical Profile

Sample: Active & admin probationers, not in facilities  
Act probationers 06/18/2001

Requestor: Statistics

MOST SERIOUS OFFENSE by current age & sex (CONTINUED)

MOST SERIOUS OFFENSE	Men					Women					Grand Total	%
	age 00-21	age 22-39	age 40-98	age UNKWN	Men Total	age 00-21	age 22-39	age 40-98	age UNKWN	Women Total		
SECOND DEGREE ARSON	11	63	23	0	97	1	18	3	0	22	119	
THIRD DEGREE ARSON	4	11	4	0	19	1	7	2	0	10	29	
CRIMINAL POSS EXPLOS	0	11	3	0	14	0	3	0	0	3	17	
CRIMINAL POSS INCEND	1	4	0	0	5	0	0	0	0	0	5	
MISC. CRIMINAL DAMAG	6	15	6	0	27	0	3	1	0	4	31	
CRIM. DAMAGE 1ST DEG	52	164	53	1	270	6	30	8	0	44	314	
CRIM. DAMAGE 2ND DEG	148	424	144	0	716	31	97	27	0	155	871	
DAMAGE,DESTROY SECR	5	14	9	0	28	1	3	5	0	9	37	
VANDALISM TO CHURCH	3	6	0	0	9	0	1	1	0	2	11	
ALTER I.D.	23	36	7	0	66	0	2	2	0	4	70	
BURGLARY	1616	5330	1378	3	8327	115	526	132	2	773	9100	
POSS BURGLAR TOOLS	55	111	27	0	193	0	9	2	0	11	204	
CRMNL ATMPMT COMMIT B	41	83	25	0	149	3	6	2	0	11	160	
MISC. FORGERY	2	15	4	0	21	1	11	7	0	19	40	
FORGERY 1ST DEGREE	432	3054	1313	4	4803	302	2729	963	14	3997	8800	
FORGERY 2ND DEGREE	33	157	56	1	247	15	79	19	0	113	360	
BAD CHECKS	10	204	188	1	403	14	171	97	1	282	685	
ILLEGAL USE-CREDIT C	5	10	5	0	20	2	10	1	0	13	33	
THEFT CREDIT CARD	26	103	23	0	152	18	90	17	0	125	277	
FORGERY CREDIT CARD	11	35	6	0	52	17	34	6	0	57	109	
FRAUDULENT CREDIT CA	78	295	62	0	435	84	373	61	1	518	953	
CRMNL POSS CREDIT CA	0	5	0	0	5	0	3	0	0	3	8	
RECV GDS,SRVS FRAUD	2	18	11	0	31	0	21	17	0	38	69	
TELECOMMUNICATIONS F	1	16	10	0	27	0	11	2	0	13	40	
CRMNL ATMPMT COMMIT F	1	5	0	0	6	1	2	3	0	6	12	
FAILR PAY NATRL PRD/	0	0	4	0	4	0	0	1	0	1	5	
FRADLNT ACCSSNG COMP	3	26	3	0	32	5	29	1	0	35	67	
MISC. FRAUD	10	70	57	0	137	7	76	40	1	123	260	
THEFT BY TAKING	786	3427	1422	7	5642	264	1788	718	11	2772	8414	
THEFT BY DECEPTION	11	198	164	1	374	17	147	57	1	221	595	
THEFT BY EXTORTION	1	18	4	0	23	0	5	4	0	9	32	
THEFT OF LOST PROPER	3	16	5	0	24	1	4	2	0	7	31	
THEFT BY REC STOLEN	750	2106	527	3	3386	62	272	72	1	406	3792	
THEFT OF SERVICES	1	36	22	0	59	0	24	10	0	34	93	
THEFT BY CONVERSION	11	239	220	1	471	7	130	67	1	204	675	

(continued)

Probationer Statistical Profile

Sample: Active & admin probationers, not in facilities  
Act probationers 06/18/2001

Requestor: Statistics

MOST SERIOUS OFFENSE by current age & sex (CONTINUED)

MOST SERIOUS OFFENSE	Men						Women						Grand Total	%
	age 00-21	age 22-39	age 40-98	age UNKWN	Men Total	Men %	age 00-21	age 22-39	age 40-98	age UNKWN	Women Total	Women %		
THEFT OF TRADE SECRE	0	1	3	0	4	1	0	0	0	0	1	5		
CONVSN PAYMNTS REAL	0	14	14	0	28	0	0	0	0	0	0	28		
THEFT OF MOTOR VEH,	184	523	156	2	865	21	54	17	0	92	957			
THEFT OF LEASED PERS	0	2	2	0	4	1	2	0	0	3	7			
THEFT BRING PROP IN	16	59	16	0	91	0	7	2	0	9	100			
THEFT RECV PROP OUT	5	19	2	0	26	0	4	1	0	5	31			
LIVESTOCK THEFT	2	9	4	0	15	0	3	0	0	3	18			
THEFT BY SHOPLIFTING	169	771	430	0	1370	302	1252	420	0	1974	3344			
ENTERING VEHICLE	507	744	104	0	1355	16	44	5	0	65	1420			
STEAL ALTER PUBLIC D	1	0	0	0	1	0	1	0	0	1	2			
ROBBERY	322	1114	250	1	1687	34	116	30	0	180	1867			
ARMED ROBBERY	30	447	157	0	634	3	39	10	0	52	686			
HIJACKING MOTOR VEHI	1	4	0	0	5	1	0	0	0	1	6			
CRIMINAL ATTEMPT ROB	20	66	17	0	103	2	5	0	0	7	110			
CRMNL ATMPT ARMED RO	14	43	5	0	62	0	2	0	0	2	64			
MISC. SEXUAL	3	26	28	0	57	0	3	0	0	3	60			
RAPE	10	143	101	0	254	0	0	0	0	0	254			
SODOMY	9	30	51	1	91	1	1	1	0	3	94			
AGGRAVATED SODOMY	6	38	79	0	123	0	0	1	0	1	124			
BESTIALITY	0	0	1	0	1	0	0	0	0	0	1			
SEDUCTION	0	2	1	0	3	0	1	0	0	1	4			
INCEST	4	20	87	0	111	0	3	6	0	9	120			
BIGAMY	0	1	4	0	5	0	1	1	0	2	7			
MARRY A BIGAMIST	0	0	0	0	0	0	1	0	0	1	1			
AGGRAVATED SEXUAL BA	4	20	28	0	52	0	1	1	0	2	54			
PANDERING BY COMPULS	0	1	2	0	3	0	0	0	0	0	3			
STATUTORY RAPE	245	644	50	0	939	1	20	3	0	24	963			
CHILD MOLESTATION	128	901	1324	7	2360	8	51	25	0	84	2444			
ENTICING CHILD-INDEC	16	89	71	1	177	1	13	2	0	16	193			
AGGRAV. CHILD MOLEST	12	110	159	0	281	1	7	1	0	9	290			
NECROPHILIA	0	1	0	0	1	0	0	1	0	1	2			
SEXL/ASLT/AGN/PERS/	1	20	9	0	30	0	2	0	0	2	32			
SEXUAL ASLT BY THERA	0	1	0	0	1	0	0	0	0	0	1			
SOLICIT SODOMY FROM	0	4	4	0	8	0	1	0	0	1	9			
CRIMINAL ATTPPT RAPE	2	30	15	0	47	0	0	0	0	0	47			

(continued)

Probationer Statistical Profile

Sample: Active & admin probationers, not in facilities  
Act probationers 06/18/2001

Requestor: Statistics

MOST SERIOUS OFFENSE by current age & sex (CONTINUED)

MOST SERIOUS OFFENSE	Men					Women					Grand Total	%
	age 00-21	age 22-39	age 40-98	age UNKWN	Men Total	age 00-21	age 22-39	age 40-98	age UNKWN	Women Total		
CRIMINAL ATTPPT SODOM	0 0	0 0	2 0	0 0	2 0	0 0	0 0	0 0	0 0	0 0	2 0	0
CRIMINAL ATTPPT AGG S	0 0	1 0	1 0	0 0	2 0	0 0	0 0	0 0	0 0	0 0	2 0	0
MISC. OBSCENITY	1 0	3 0	5 0	0 0	9 0	0 0	0 0	0 0	0 0	0 0	9 0	0
DISTRIBUTING OBSCENE	0 0	2 0	1 0	0 0	3 0	0 0	0 0	0 0	0 0	0 0	3 0	0
DISTR MAT DEPICT NUD	0 0	2 0	1 0	0 0	3 0	0 0	0 0	0 0	0 0	0 0	3 0	0
MISC. PUBLIC ORDER	1 0	6 0	2 0	0 0	9 0	0 0	1 0	1 0	0 0	2 0	11 0	0
TREASON	0 0	0 0	0 0	0 0	0 0	0 0	1 0	0 0	0 0	1 0	1 0	0
INCITING TO INSURREC	1 0	1 0	0 0	0 0	2 0	0 0	0 0	0 0	0 0	0 0	2 0	0
FALSE SWEARNG WRITTN	9 0	26 0	10 0	0 0	45 0	1 0	15 0	2 0	0 0	18 0	63 0	0
ABUSE OF GOVT OFFICE	1 0	0 0	1 0	0 0	2 0	0 0	0 0	0 0	0 0	0 0	2 0	0
BRIBERY GOVT OFFICER	0 0	9 0	14 0	0 0	23 0	0 0	6 0	3 0	0 0	9 0	32 0	0
VIOLATE OATH PUBLIC	0 0	4 0	2 0	0 0	6 0	0 0	2 0	1 0	0 0	3 0	9 0	0
INFLUENCE LEGISLATIV	0 0	0 0	1 0	0 0	1 0	0 0	0 0	0 0	0 0	0 0	1 0	0
INFLUENCE GOVT OFFIC	0 0	1 0	0 0	0 0	1 0	0 0	0 0	0 0	0 0	0 0	1 0	0
GOVT OFFCL SELL TO G	0 0	0 0	2 0	0 0	2 0	0 0	0 0	0 0	0 0	0 0	2 0	0
DEFRAUDING STATE	0 0	19 0	33 0	0 0	52 0	1 0	195 1	125 2	0 0	321 1	373 0	0
CONSPIRE RESTRAIN FR	0 0	1 0	0 0	0 0	1 0	0 0	1 0	0 0	0 0	1 0	2 0	0
FALSE CERTIFICATES	0 0	6 0	2 0	0 0	8 0	0 0	4 0	0 0	0 0	4 0	12 0	0
INFLUENCING WITNESS	1 0	13 0	6 0	0 0	20 0	0 0	6 0	3 0	0 0	9 0	29 0	0
OBSTR OF LAW ENF OFF	185 2	1160 2	405 2	2 2	1752 2	32 1	221 1	98 1	1 5	352 1	2104 2	0
MISC JUDICIAL PROCEE	0 0	0 0	3 0	0 0	3 0	1 0	0 0	0 0	0 0	1 0	4 0	0
PERJURY	2 0	12 0	12 0	0 0	26 0	2 0	8 0	2 0	0 0	12 0	38 0	0
FALSE SWEARING	1 0	17 0	10 0	0 0	28 0	2 0	13 0	6 0	0 0	21 0	49 0	0
SUBORDINATION OF PER	0 0	1 0	1 0	0 0	2 0	0 0	0 0	1 0	0 0	1 0	3 0	0
IMPERSONATION	1 0	14 0	2 0	0 0	17 0	2 0	5 0	1 0	0 0	8 0	25 0	0
IMPERSONATING OFFIC	4 0	35 0	15 0	1 1	55 0	0 0	1 0	0 0	0 0	1 0	56 0	0
BARRATRY	1 0	6 0	0 0	0 0	7 0	0 0	0 0	0 0	0 0	0 0	7 0	0
EMBRACERY	0 0	0 0	1 0	0 0	1 0	0 0	2 0	0 0	0 0	2 0	3 0	0
FALSE STATEMENTS GOV	20 0	76 0	48 0	0 0	144 0	7 0	61 0	18 0	0 0	86 0	230 0	0
UNAUTH REPRESENTN PEAC	0 0	1 0	0 0	0 0	1 0	0 0	0 0	0 0	0 0	0 0	1 0	0
IMPRSNTNG ANTHR RBAL	0 0	1 0	0 0	0 0	1 0	0 0	3 0	1 0	0 0	4 0	5 0	0
ESCAPE	17 0	157 0	56 0	0 0	230 0	0 0	26 0	7 0	0 0	33 0	263 0	0
AIDING ESCAPE	0 0	5 0	0 0	0 0	5 0	1 0	10 0	4 0	0 0	15 0	20 0	0
HINDERING APPREH OR	20 0	78 0	19 0	0 0	117 0	7 0	45 0	27 0	0 0	79 0	196 0	0
COMPOUNDING A CRIME	1 0	1 0	0 0	0 0	2 0	0 0	3 0	0 0	0 0	3 0	5 0	0

(continued)

Probationer Statistical Profile

Sample: Active & admin probationers, not in facilities  
Act probationers 06/18/2001

Requestor: Statistics

MOST SERIOUS OFFENSE by current age & sex (CONTINUED)

MOST SERIOUS OFFENSE	Men					Women					Grand Total	%
	age 00-21	age 22-39	age 40-98	age UNKWN	Men Total	age 00-21	age 22-39	age 40-98	age UNKWN	Women Total		
BAIL JUMPING	3 0	17 0	9 0	0 0	29 0	0 0	4 0	1 0	0 0	5 0	34 0	
CRIMINAL ATTEMPT ESC	1 0	2 0	2 0	0 0	5 0	0 0	1 0	0 0	0 0	1 0	6 0	
FALSE PUBLIC ALARM	11 0	15 0	0 0	0 0	26 0	2 0	5 0	1 0	0 0	8 0	34 0	
CRIM INTER WITH GOV'T	52 0	188 0	63 0	1 1	304 0	9 0	25 0	12 0	0 0	46 0	350 0	
MISC. GAMBLING/RELAT	0 0	1 0	0 0	0 0	1 0	0 0	0 0	0 0	0 0	0 0	1 0	
COMMERICAL GAMBLING	0 0	0 0	9 0	0 0	9 0	0 0	2 0	2 0	0 0	4 0	13 0	
COMMUNICATING GAMBL	0 0	2 0	5 0	0 0	7 0	0 0	0 0	0 0	0 0	0 0	7 0	
BRIBERY OF CONTESTAN	0 0	1 0	1 0	0 0	2 0	0 0	1 0	0 0	0 0	1 0	3 0	
GAMBLING ACT ON BUSI	0 0	0 0	1 0	0 0	1 0	0 0	1 0	1 0	0 0	2 0	3 0	
DOGFIGHTING	2 0	10 0	1 0	0 0	13 0	0 0	0 0	2 0	0 0	2 0	15 0	
LOTTERY VIOLATION	2 0	4 0	1 0	0 0	7 0	3 0	7 0	2 0	0 0	12 0	19 0	
BOARDING BUS W/CONCL	0 0	5 0	0 0	0 0	5 0	1 0	0 0	0 0	0 0	1 0	6 0	
CRUELTY TO CHILDREN	21 0	494 1	269 1	2 2	786 1	18 1	389 2	114 2	0 0	521 2	1307 1	
SEX EXPLOITATION CHI	2 0	17 0	24 0	0 0	43 0	1 0	2 0	1 0	0 0	4 0	47 0	
ABANDONMENT OF CHILD	0 0	31 0	30 0	0 0	61 0	0 0	4 0	2 0	0 0	6 0	67 0	
CNTRBTNG DELINQENCY	1 0	4 0	2 0	0 0	7 0	0 0	3 0	1 0	0 0	4 0	11 0	
MISC WEAPON/EXPLOSIV	16 0	16 0	6 0	0 0	38 0	0 0	2 0	0 0	0 0	2 0	40 0	
CARRY CONCEALED WEAP	16 0	91 0	29 0	0 0	136 0	0 0	7 0	0 0	0 0	7 0	143 0	
CARRY PISTL WITHOUT	3 0	6 0	1 0	0 0	10 0	0 0	0 0	1 0	0 0	1 0	11 0	
ALTER PISTL LICENSE	0 0	3 0	1 0	0 0	4 0	0 0	0 0	0 0	0 0	0 0	4 0	
POSS OF FIREARM DUR	16 0	75 0	60 0	0 0	151 0	1 0	8 0	7 0	0 0	16 0	167 0	
POSS OF CERTAIN WEAP	25 0	80 0	56 0	0 0	161 0	2 0	5 0	2 0	0 0	9 0	170 0	
POSS FIREARM CONVCT	12 0	564 1	504 2	2 2	1082 1	0 0	24 0	17 0	0 0	41 0	1123 1	
CARRYING WEAPON AT S	101 1	57 0	4 0	0 0	162 0	14 1	4 0	1 0	0 0	19 0	181 0	
GUARD LINE WITH WEAP	1 0	1 0	1 0	0 0	3 0	0 0	0 0	1 0	0 0	1 0	4 0	
POSS WEAPON BY PRISO	1 0	5 0	1 0	0 0	7 0	0 0	0 0	0 0	0 0	0 0	7 0	
MISUSE FIREARM HUNTI	0 0	0 0	1 0	0 0	1 0	0 0	0 0	0 0	0 0	0 0	1 0	
MISC INVASION OF PRI	0 0	1 0	2 0	0 0	3 0	0 0	1 0	1 0	0 0	2 0	5 0	
EAVESDROP & SURVEILL	0 0	7 0	7 0	1 1	15 0	0 0	0 0	1 0	0 0	1 0	16 0	
PEEPING TOM	5 0	80 0	41 0	0 0	126 0	0 0	1 0	0 0	0 0	1 0	127 0	
P/S/D OF EAVESDROP D	0 0	3 0	0 0	0 0	3 0	0 0	0 0	0 0	0 0	0 0	3 0	
RACKETEERING	0 0	5 0	20 0	0 0	25 0	0 0	2 0	4 0	0 0	6 0	31 0	
S/D NARCOTICS, OPIAT	35 0	384 1	191 1	1 1	611 1	2 0	67 0	45 1	0 0	114 0	725 1	
S/D DEP, STIM, CNTRF D	33 0	218 0	117 0	1 1	369 0	2 0	36 0	29 0	2 11	69 0	438 0	
SALE-DIST OF LSD	9 0	25 0	1 0	0 0	35 0	1 0	0 0	1 0	0 0	2 0	37 0	

(continued)

Probationer Statistical Profile

Sample: Active & admin probationers, not in facilities  
Act probationers 06/18/2001

Requestor: Statistics

MOST SERIOUS OFFENSE by current age & sex (CONTINUED)

MOST SERIOUS OFFENSE	Men							Women							Grand Total	%
	age 00-21	age 22-39	age 40-98	age UNKWN	Men Total	Men %	age 00-21	age 22-39	age 40-98	age UNKWN	Women Total	Women %				
SALE/DIST OF MARIJUUA	310	1336	403	1	2050		25	210	95	0	330		2380			
S/D OF ALCOHOLIC IN	0	1	3	0	4		0	0	1	0	1		5			
POSS NARCOTICS, OPIA	76	567	333	2	978		14	156	93	0	263		1241			
POSS DEP, STIM, CNTRF	43	517	247	1	808		12	186	79	0	277		1085			
POSS OF L.S.D.	31	78	5	0	114		2	9	3	0	14		128			
POSS OF MARIJUANA	308	1299	379	3	1989		32	218	110	0	360		2349			
ILLEGAL POSS/MANF LI	2	4	5	0	11		0	1	0	0	1		12			
ILLEGAL ATTM TO OBT	3	58	49	0	110		3	110	90	0	203		313			
VIOLATE GA CNTRL SBS	1467	9445	4297	19	15228		178	2308	1181	5	3672		18900			
VIOLATE DNGROUS DRGS	16	59	23	0	98		1	26	13	0	40		138			
UNLWFL MFG/DEL/DIST	3	45	30	0	78		1	5	4	0	10		88			
FURNISH LIQUOR TO MI	1	0	0	0	1		0	0	0	0	0		1			
POSS DRUG RELATED MA	3	22	6	0	31		0	13	5	0	18		49			
SALE/DIST CONT SUB P	11	49	16	0	76		1	10	6	0	17		93			
SALE/DIST CONT SUB S	7	33	5	0	45		0	6	0	0	6		51			
SALE/DISTRIBUTION CO	309	1834	658	4	2805		22	283	157	2	464		3269			
POSSESSION OF COCAIN	663	4034	1934	12	6643		86	906	470	2	1464		8107			
CRMNL ATPT VIOL SUBS	18	221	172	1	412		5	91	80	1	177		589			
MISC. DRUGS TRAFFICK	2	40	22	0	64		0	12	4	1	17		81			
COCAINE LESS 200 GRA	13	203	143	0	359		3	38	43	0	84		443			
COCAINE 201-400 GRAM	3	27	22	0	52		0	8	4	0	12		64			
COCAINE 401 OR MORE	0	3	9	0	12		0	1	3	0	4		16			
NARCOTICS LESS 14 GR	0	2	2	0	4		1	0	0	0	1		5			
NARCOTICS 15-28 GRAM	1	3	0	0	4		0	1	0	0	1		5			
NARCOTICS 29 MORE GR	0	2	1	0	3		0	0	1	0	1		4			
MARIJUANA 101-2000 P	0	17	18	0	35		1	4	3	0	8		43			
MARIJUANA 2001-10000	0	3	0	0	3		0	1	0	0	1		4			
MARIJUANA 10001 LBS	1	3	3	0	7		0	1	0	0	1		8			
TRFFKNG METHAQUALONE	0	3	4	0	7		1	1	2	0	4		11			
TRFFKNG MTHAQUALONE>	0	2	3	0	5		0	1	0	0	1		6			
AMPHETAMINE 28-199 G	0	13	4	0	17		0	2	3	0	5		22			
AMPHETAMINE 200-399	0	2	4	0	6		0	0	1	0	1		7			
AMPHETAMINE 400+ GRA	0	0	0	0	0		0	1	0	0	1		1			
TRANSACTIONS DRUG OB	0	1	0	0	1		0	1	0	0	1		2			
TRANSACTIONS CNTRFT	1	5	0	0	6		0	1	1	0	2		8			

(continued)

Probationer Statistical Profile

Sample: Active & admin probationers, not in facilities  
Act probationers 06/18/2001

Requestor: Statistics

MOST SERIOUS OFFENSE by current age & sex (CONTINUED)

MOST SERIOUS OFFENSE	Men					Women					Grand Total	%
	age 00-21	age 22-39	age 40-98	age UNKWN	Men Total	age 00-21	age 22-39	age 40-98	age UNKWN	Women Total		
USE COMM FACILITY VIO	2 0	7 0	6 0	0 0	15 0	1 0	1 0	2 0	0 0	4 0	19 0	
ATT/CONSPRCY COMMT C	1 0	29 0	13 0	0 0	43 0	3 0	13 0	13 0	0 0	29 0	72 0	
UNATHZD DIST CONTRLL	2 0	3 0	7 0	0 0	12 0	0 0	1 0	2 0	0 0	3 0	15 0	
ILLGL DIST CONTRLLD	1 0	9 0	7 0	0 0	17 0	0 0	3 0	1 0	0 0	4 0	21 0	
VIOL MOTOR VEHICLE L	11 0	138 0	103 0	1 1	253 0	1 0	28 0	16 0	0 0	45 0	298 0	
ALTER CAR TITLE	0 0	1 0	6 0	0 0	7 0	0 0	0 0	0 0	0 0	0 0	7 0	
DRVNG HABTL VIOLATOR	2 0	1540 3	1660 6	6 5	3208 3	0 0	117 1	128 2	0 0	245 1	3453 3	
HABIT TRAF VOIL/IMPA	1 0	202 0	201 1	2 2	406 0	0 0	15 0	30 0	0 0	45 0	451 0	
HABIT TRAF VIOL/OTHE	2 0	251 0	217 1	2 2	472 1	0 0	16 0	17 0	0 0	33 0	505 0	
SELL UNSTAMPED CIG/C	0 0	0 0	1 0	0 0	1 0	0 0	0 0	0 0	0 0	0 0	1 0	
DSTL ALCOHOL BEVERAG	0 0	0 0	3 0	0 0	3 0	0 0	0 0	1 0	0 0	1 0	4 0	
POSS UNAUTHORIZED ST	0 0	0 0	0 0	0 0	0 0	0 0	1 0	0 0	0 0	1 0	1 0	
POSS CONTRABAND ARTI	2 0	3 0	2 0	0 0	7 0	0 0	2 0	0 0	0 0	2 0	9 0	
TRNSPRT CONTRABAND A	0 0	1 0	0 0	0 0	1 0	0 0	1 0	0 0	0 0	1 0	2 0	
CONCEAL CONTRABAND	0 0	0 0	1 0	0 0	1 0	0 0	0 0	0 0	0 0	0 0	1 0	
MISC. MRALS/PBLIC H/	0 0	5 0	3 0	0 0	8 0	0 0	1 0	1 0	0 0	2 0	10 0	
VIOLATN GAME AND FIS	0 0	1 0	0 0	0 0	1 0	0 0	0 0	0 0	0 0	0 0	1 0	
MISC CORRECTIONL INS	3 0	8 0	3 0	0 0	14 0	0 0	6 0	1 0	0 0	7 0	21 0	
VIOLATION OTHR STATE	42 0	199 0	83 0	0 0	324 0	9 0	81 0	33 0	0 0	123 0	447 0	
CONSPIRACY	14 0	46 0	12 0	1 1	73 0	3 0	33 0	7 0	0 0	43 0	116 0	
CRIMINAL ATTEMPT	38 0	197 0	123 0	0 0	358 0	9 0	73 0	34 0	0 0	116 0	474 0	
AIRCRAFT HIJACKING	0 0	2 0	0 0	0 0	2 0	0 0	0 0	0 0	0 0	0 0	2 0	
UNAUTH DIST RECRD DE	0 0	3 0	4 0	0 0	7 0	0 0	0 0	0 0	0 0	0 0	7 0	
CRIMINAL SOLICITATIO	0 0	18 0	20 0	0 0	38 0	1 0	7 0	5 0	0 0	13 0	51 0	
PARTY TO A CRIME	4 0	8 0	1 0	0 0	13 0	1 0	5 0	2 0	0 0	8 0	21 0	
CRIMINAL TRESPASSING	4 0	8 0	6 0	0 0	18 0	1 0	1 0	1 0	0 0	3 0	21 0	
GANG PARTICIPATION	68 1	664 1	346 1	0 0	1078 1	15 1	167 1	79 1	0 0	261 1	1339 1	
Total reported	11527	57937	27450	129	97043	2299	16838	7225	20	26382	123425	
Percent Reported	100.5	101.1	101.3	100.0	101.1	100.6	101.0	101.1	100.0	101.0	101.1	
NOT REPORTED	155	1374	722	3	2254	35	336	149	1	521	2775	
Total	11464	57293	27106	129	95992	2285	16672	7148	20	26125	122117	



Probationer Statistical Profile

Sample: Active & admin probationers, not in facilities  
Act probationers 06/18/2001

Requestor: Statistics

MOST SERIOUS CRIME TYPE by current age & sex

CRIME TYPE	Men					Women					Grand Total	%
	age 00-21	age 22-39	age 40-98	age UNKWN	Men Total	age 00-21	age 22-39	age 40-98	age UNKWN	Women Total		
VIOL/PERSN	1270 11	8262 14	4324 16	27 21	13883 14	264 12	1817 11	740 10	1 5	2822 11	16705 14	
NVIOL/PERS	151 1	251 0	177 1	0 0	579 1	19 1	38 0	17 0	0 0	74 0	653 1	
PROPERTY	5258 46	19174 33	6911 25	24 19	31367 33	1422 62	8699 52	3128 44	5 25	13254 51	44621 37	
DRUG SALES	745 6	4323 8	1695 6	7 5	6770 7	64 3	710 4	421 6	5 25	1200 5	7970 7	
DRUG POSSN	2756 24	16550 29	7513 28	38 29	26857 28	356 16	4099 25	2155 30	8 40	6618 25	33475 27	
ALCOHOL	19 0	14 0	19 0	0 0	52 0	0 0	4 0	3 0	0 0	7 0	59 0	
HABIT/DUI	93 1	2712 5	2570 9	14 11	5389 6	18 1	297 2	268 4	0 0	583 2	5972 5	
SEX OFFEND	463 4	2129 4	2069 8	9 7	4670 5	13 1	108 1	42 1	0 0	163 1	4833 4	
OTHER	708 6	3875 7	1828 7	10 8	6421 7	129 6	900 5	374 5	1 5	1404 5	7825 6	
Total reported	11463	57290	27106	129	95988	2285	16672	7148	20	26125	122113	
Percent Reported	100.0	100.0	100.0	100.0	100.0	100.0	100.0	100.0	100.0	100.0	100.0	
NOT REPORTED	1	3	0	0	4	0	0	0	0	0	4	
Total	11464	57293	27106	129	95992	2285	16672	7148	20	26125	122117	