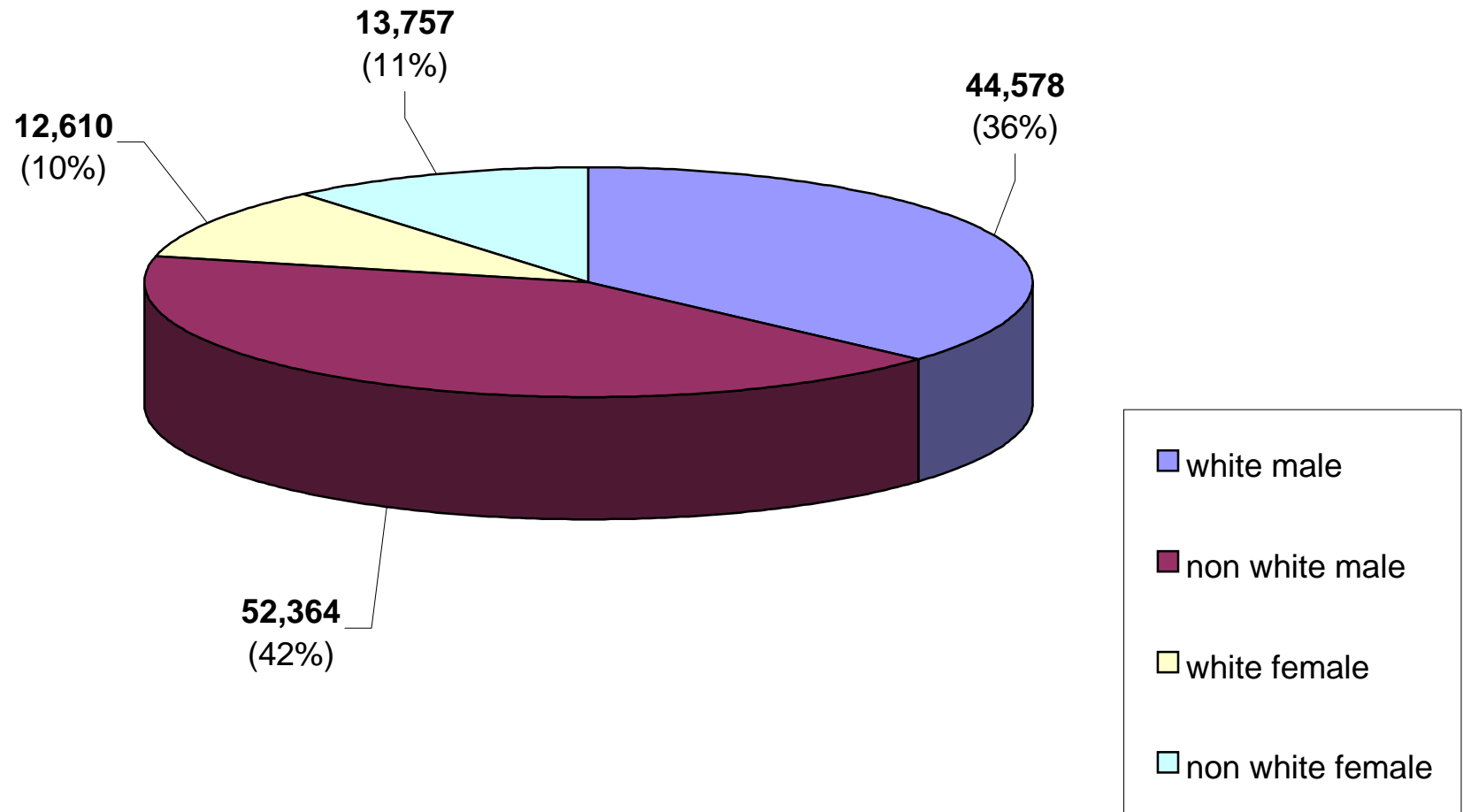
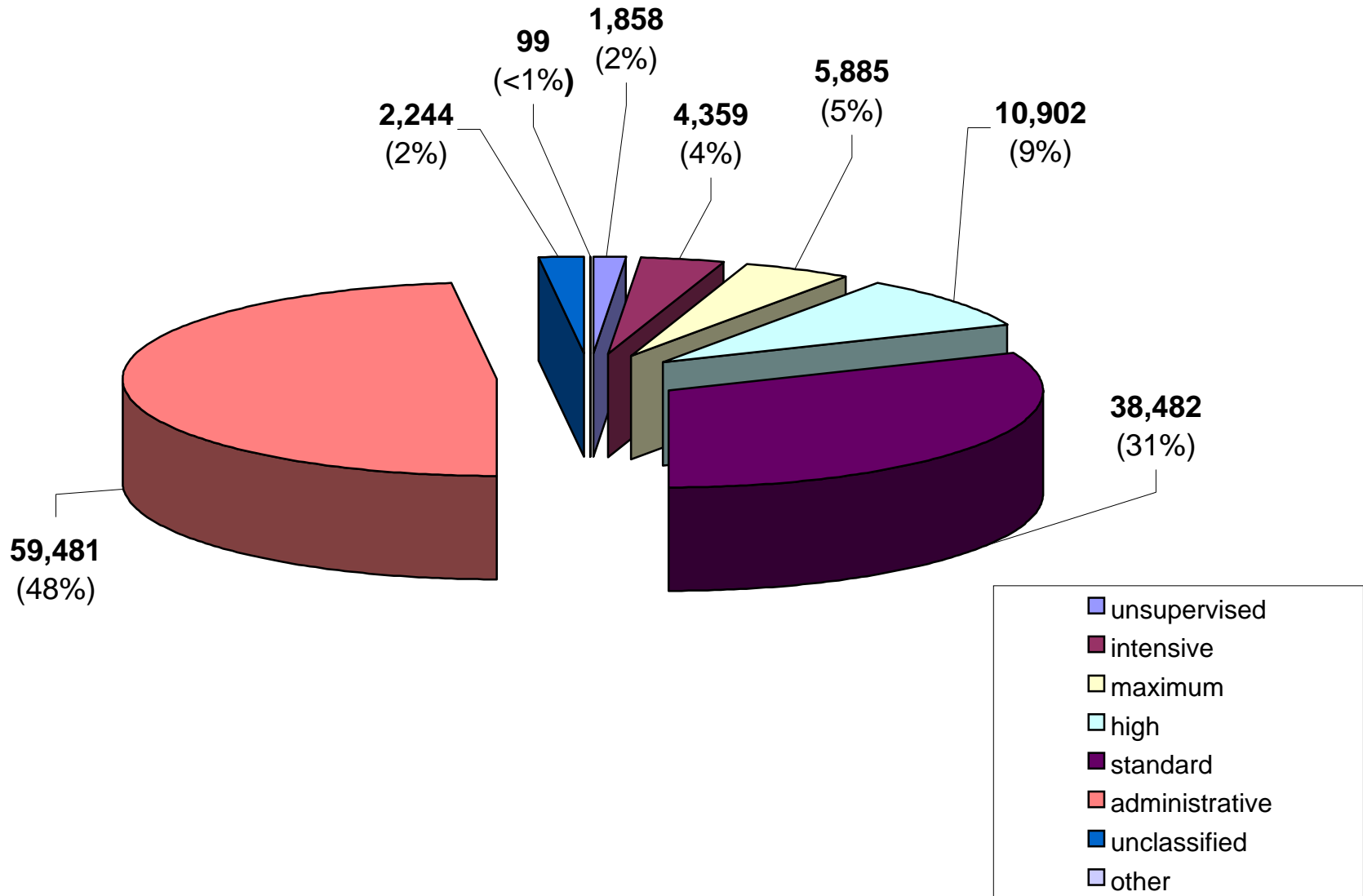


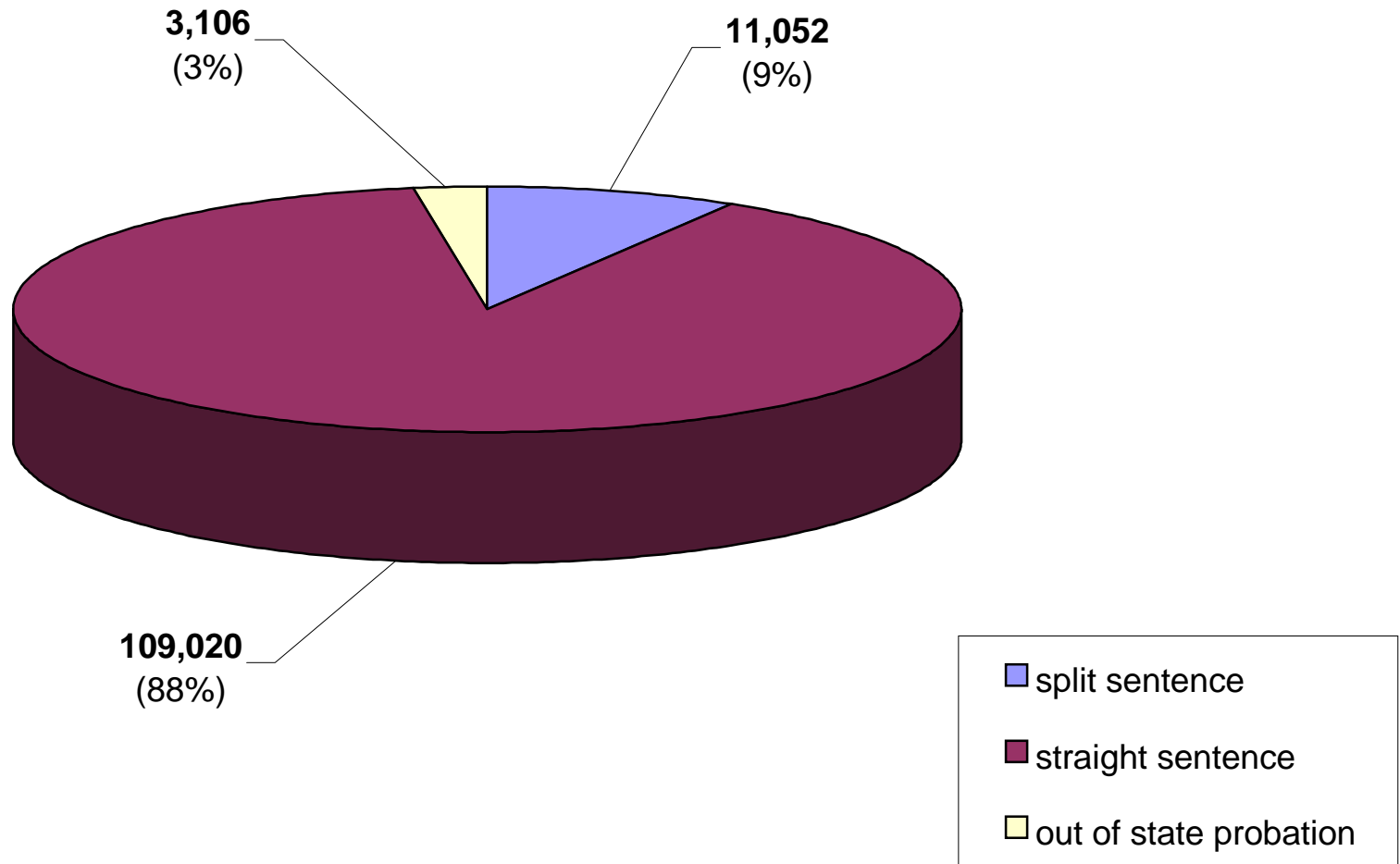
Active Probationers By Race & Gender



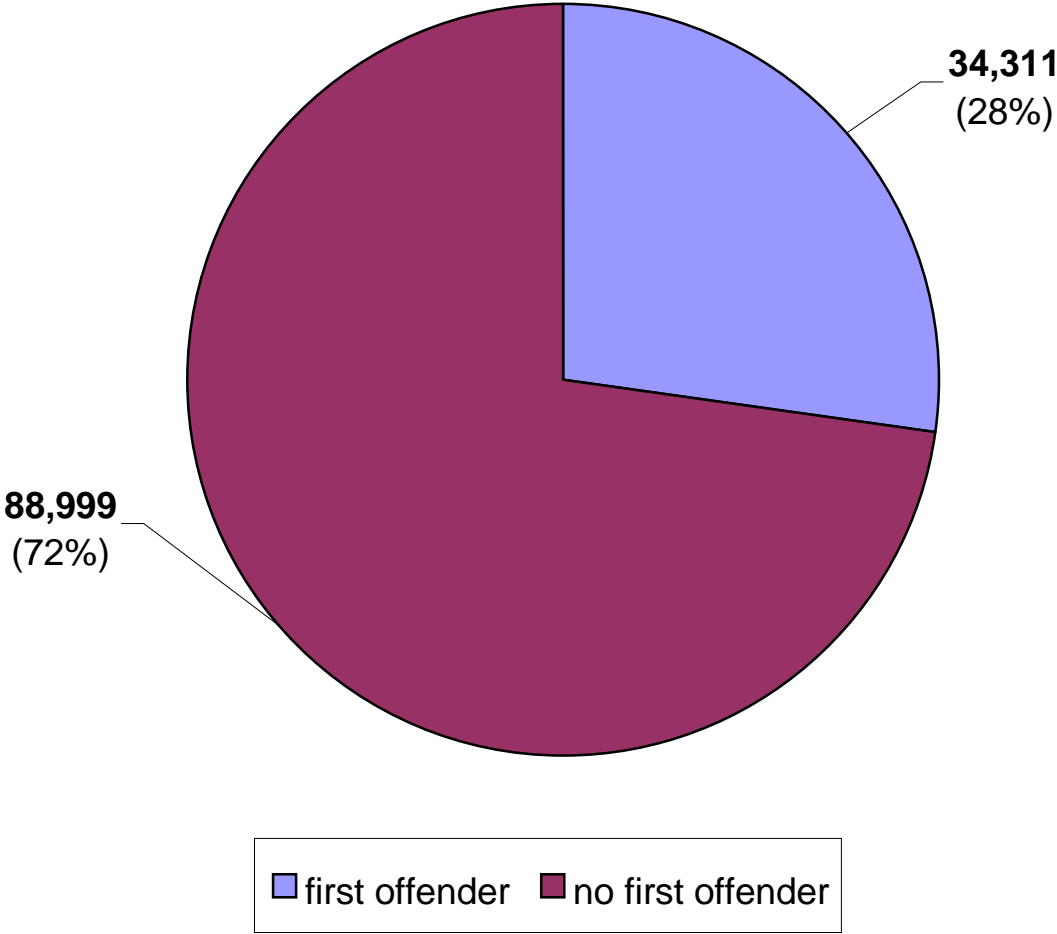
Active Probationers By Current Supervision Type



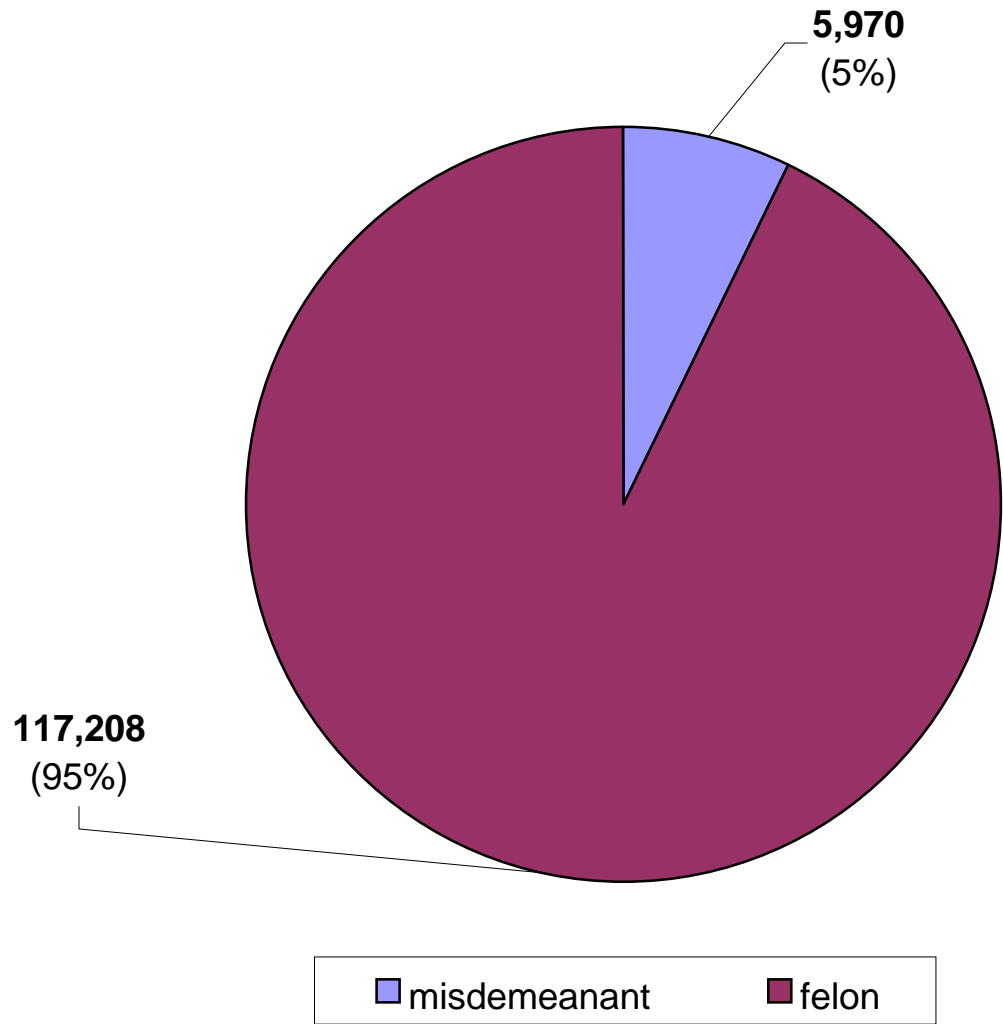
Active Probationers By Case Type



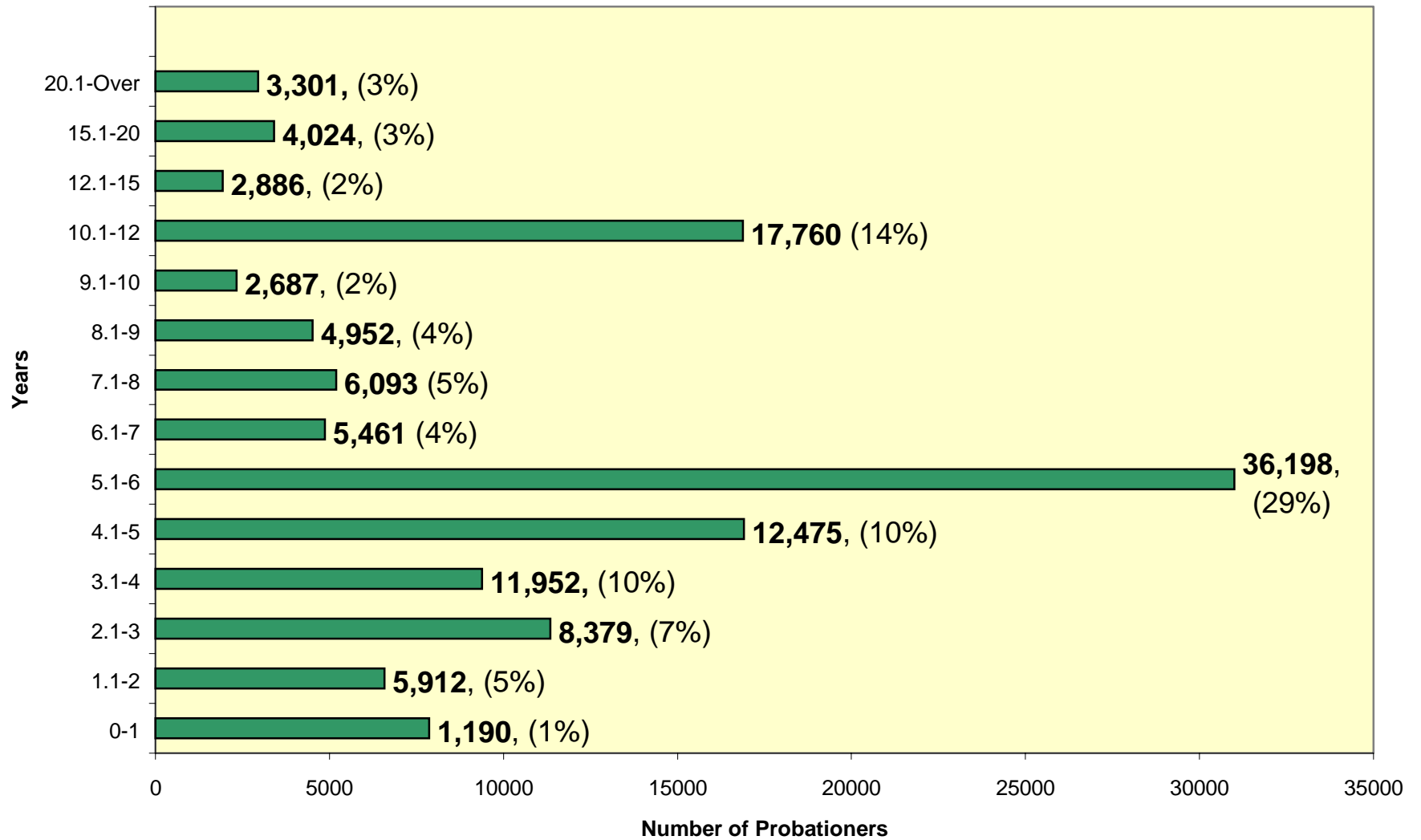
Active Probationers By First Offender Status



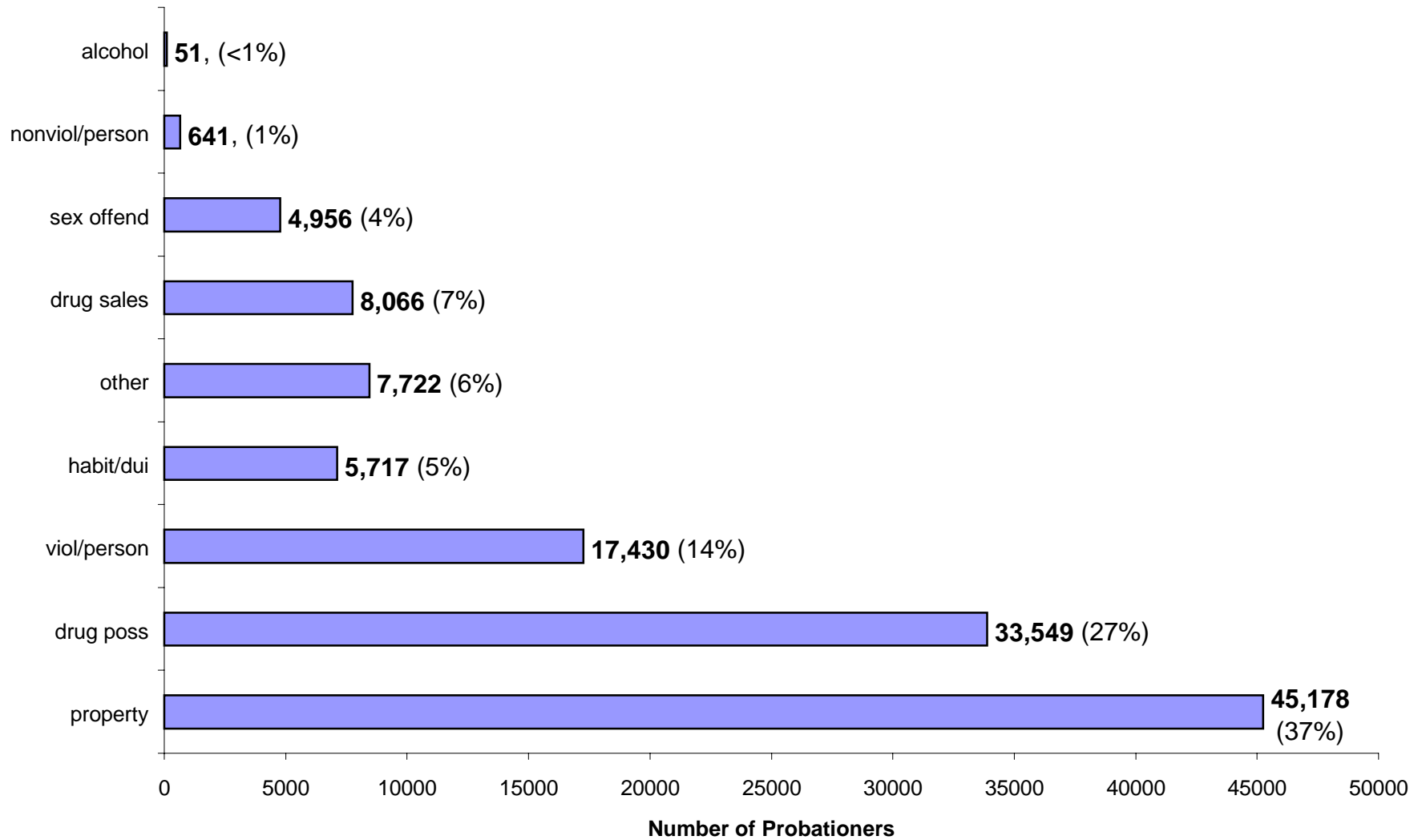
Active Probationer By Sentence Type



Active Probationers By Sentence Length



Active Probationers by Crime Type



Probationer Statistical Profile

Table of contents for Active & admin probationers, not in facilities

Title	Page
-----	----
RACE AND SEX	2
CURRENT SUPERVISION TYPE	3
ORIGINAL SUPERVISION TYPE	4
TOTAL RISK SCORE	5
TOTAL NEED SCORE	6
COUNTY OF CONVICTION	7
CIRCUIT OF CONVICTION	12
CIRCUIT OF CURRENT SUPERVISION	14
SENTENCE LENGTH	16
TIME SERVED	17
TIME LEFT TO SERVE	18
CASE TYPE	19
RELEASE TYPE	20
FIRST OFFENDER STATUS	21
TYPE PROBATIONER	22
MOST SERIOUS CRIME BY GROUP	23
MOST SERIOUS OFFENSE	24
MOST SERIOUS CRIME TYPE	35

Probationer Statistical Profile

Sample: Active & admin probationers, not in facilities Requestor: Nancy Phillips, Statistician
 Act probationers 07/29/2001

RACE AND SEX by current age & sex

RACE AND SEX	M e n					W o m e n					Grand Total %
	age 00-21 %	age 22-39 %	age 40-98 %	age UNKWN %	Men Total %	age 00-21 %	age 22-39 %	age 40-98 %	age UNKWN %	Women Total %	
WHITE MALE	4926 44	25887 45	13765 50	0 0	44578 46	0 0	0 0	0 0	0 0	0 0	44578 36
NON WHITE MALE	6387 56	32071 55	13906 50	0 0	52364 54	0 0	0 0	0 0	0 0	0 0	52364 42
WHITE FEMALE	0 0	0 0	0 0	0 0	0 0	956 43	7879 47	3775 52	0 0	12610 48	12610 10
NON WHITE FEMALE	0 0	0 0	0 0	0 0	0 0	1289 57	8953 53	3515 48	0 0	13757 52	13757 11
Total reported	11313	57958	27671	0	96942	2245	16832	7290	0	26367	123309
Percent Reported	100.0	100.0	100.0		100.0	100.0	100.0	100.0		100.0	100.0
NOT REPORTED	0	0	1	0	1	0	0	0	0	0	1
Total	11313	57958	27672	0	96943	2245	16832	7290	0	26367	123310
AVERAGE W-AGE	19.91	29.79	47.57	.00	33.71	19.94	30.47	46.23	.00	33.93	33.76

*** Average age excludes missing dates of birth

Probationer Statistical Profile

Sample: Active & admin probationers, not in facilities
Act probationers 07/29/2001

Requestor: Nancy Phillips, Statistician

CURRENT SUPERVISION TYPE by current age & sex

SUPERVISION TYPE	Men				Women				Grand Total	%												
	age 00-21	age 22-39	age 40-98	age UNKWN	Men Total	age 00-21	age 22-39	age 40-98			age UNKWN	Women Total										
UNSUPERVISED	67	1	967	2	498	2	0	0	1532	2	8	0	213	1	105	1	0	0	326	1	1858	2
WARRANT	0	0	2	0	0	0	0	0	2	0	0	0	0	0	0	0	0	0	0	0	2	0
BC AFTERCARE	0	0	0	0	0	0	0	0	0	0	0	0	0	0	0	0	0	0	0	0	0	0
HOME CONFINEMENT	0	0	2	0	1	0	0	0	3	0	0	0	1	0	0	0	0	0	1	0	4	0
INTENSIVE	870	8	1943	3	691	2	0	0	3504	4	92	4	575	3	188	3	0	0	855	3	4359	4
MAXIMUM	709	6	3014	5	1464	5	0	0	5187	5	61	3	459	3	178	2	0	0	698	3	5885	5
HIGH	1449	13	5355	9	2511	9	0	0	9315	10	163	7	1045	6	379	5	0	0	1587	6	10902	9
MEDIUM	0	0	0	0	0	0	0	0	0	0	0	0	0	0	0	0	0	0	0	0	0	0
STANDARD	5254	46	15989	28	7142	26	0	0	28385	29	1441	64	6296	37	2360	32	0	0	10097	38	38482	31
ADMINISTRATIVE	2755	24	29552	51	14741	53	0	0	47048	49	464	21	7996	48	3973	54	0	0	12433	47	59481	48
FINANCIAL	0	0	21	0	70	0	0	0	91	0	0	0	1	0	1	0	0	0	2	0	93	0
OBSOLETE CODES	0	0	0	0	0	0	0	0	0	0	0	0	0	0	0	0	0	0	0	0	0	0
UNCLASSIFIED	209	2	1113	2	554	2	0	0	1876	2	16	1	246	1	106	1	0	0	368	1	2244	2
Total reported	11313		57958		27672		0		96943		2245		16832		7290		0		26367		123310	
Percent Reported	100.0		100.0		100.0				100.0		100.0		100.0		100.0				100.0		100.0	
NOT REPORTED	0		0		0		0		0		0		0		0		0		0		0	
Total	11313		57958		27672		0		96943		2245		16832		7290		0		26367		123310	

* NOTE: IN MARCH, 1994 COMMUNITY CORRECTIONS REDEFINED THEIR TYPES. MEDIUM AND MINIMUM WERE COLLAPSED INTO STANDARD AND MAXIMUM WAS COMBINED WITH HIGH

Probationer Statistical Profile

Sample: Active & admin probationers, not in facilities
Act probationers 07/29/2001

Requestor: Nancy Phillips, Statistician

ORIGINAL SUPERVISION TYPE by current age & sex

SUPERVISION TYPE	M e n					W o m e n					Grand Total %
	age 00-21 %	age 22-39 %	age 40-98 %	age UNKWN %	Men Total %	age 00-21 %	age 22-39 %	age 40-98 %	age UNKWN %	Women Total %	
UNSUPERVISED	0 0	1 0	5 0	0 0	6 0	0 0	0 0	0 0	0 0	0 0	6 0
WARRANT	0 0	0 0	1 0	0 0	1 0	0 0	0 0	0 0	0 0	0 0	1 0
BC AFTERCARE	0 0	56 0	0 0	0 0	56 0	0 0	0 0	0 0	0 0	0 0	56 0
HOME CONFINEMENT	1 0	18 0	7 0	0 0	26 0	0 0	2 0	1 0	0 0	3 0	29 0
INTENSIVE	1267 11	5347 9	2269 8	0 0	8883 9	137 6	1425 8	619 8	0 0	2181 8	11064 9
MAXIMUM	717 6	4819 8	2926 11	0 0	8462 9	70 3	814 5	356 5	0 0	1240 5	9702 8
HIGH	1717 15	10439 18	5191 19	0 0	17347 18	210 9	2125 13	995 14	0 0	3330 13	20677 17
MEDIUM	0 0	497 1	391 1	0 0	888 1	0 0	129 1	143 2	0 0	272 1	1160 1
STANDARD	6668 59	27895 48	12452 45	0 0	47015 48	1739 77	10668 63	4318 59	0 0	16725 63	63740 52
ADMINISTRATIVE	679 6	5169 9	2577 9	0 0	8425 9	71 3	938 6	500 7	0 0	1509 6	9934 8
FINANCIAL	0 0	30 0	80 0	0 0	110 0	0 0	2 0	1 0	0 0	3 0	113 0
OBSOLETE CODES	0 0	0 0	0 0	0 0	0 0	0 0	0 0	0 0	0 0	0 0	0 0
UNCLASSIFIED	264 2	3687 6	1773 6	0 0	5724 6	18 1	729 4	357 5	0 0	1104 4	6828 6
Total reported	11313	57958	27672	0	96943	2245	16832	7290	0	26367	123310
Percent Reported	100.0	100.0	100.0		100.0	100.0	100.0	100.0		100.0	100.0
NOT REPORTED	0	0	0	0	0	0	0	0	0	0	0
Total	11313	57958	27672	0	96943	2245	16832	7290	0	26367	123310

* NOTE: IN MARCH, 1994 COMMUNITY CORRECTIONS REDEFINED THEIR TYPES. MEDIUM AND MINIMUM WERE COLLAPSED INTO STANDARD AND MAXIMUM WAS COMBINED WITH HIGH

Probationer Statistical Profile

Sample: Active & admin probationers, not in facilities
Act probationers 07/29/2001

Requestor: Nancy Phillips, Statistician

TOTAL RISK SCORE by current age & sex

SCORE	M e n					W o m e n					Grand Total %
	age 00-21 %	age 22-39 %	age 40-98 %	age UNKWN %	Men Total %	age 00-21 %	age 22-39 %	age 40-98 %	age UNKWN %	Women Total %	
< 00 (ADMIN.)	0 0	277 14	272 15	0 0	549 15	0 0	94 22	146 35	0 0	240 29	789 17
00-07 (MINIMUM)	0 0	630 32	497 28	0 0	1127 30	0 0	167 40	143 34	0 0	310 37	1437 31
08-14 (MEDIUM)	0 0	475 24	475 26	0 0	950 25	0 0	87 21	72 17	0 0	159 19	1109 24
15-24 (HIGH)	0 0	420 21	407 23	0 0	827 22	0 0	52 12	40 10	0 0	92 11	919 20
25 & OVER (MAXIMUM)	0 0	160 8	150 8	0 0	310 8	0 0	18 4	15 4	0 0	33 4	343 7
NO SCORE, DIRECT ASG	0 0	0 0	0 0	0 0	0 0	0 0	0 0	0 0	0 0	0 0	0 0
Total reported	0	1962	1801	0	3763	0	418	416	0	834	4597
Percent Reported		3.4	6.5		3.9		2.5	5.7		3.2	3.7
NOT REPORTED	11313	55996	25871	0	93180	2245	16414	6874	0	25533	118713
Total	11313	57958	27672	0	96943	2245	16832	7290	0	26367	123310

* NOTE: IN MARCH, 1990 THE CATEGORIES "DIRECT ASSIGNMENT TO SUPERVISION LEVEL" AND "NEGATIVE SCORES, ADMINISTRATIVE LEVEL" WERE ADDED TO RISK & NEED

Probationer Statistical Profile

Sample: Active & admin probationers, not in facilities
Act probationers 07/29/2001

Requestor: Nancy Phillips, Statistician

TOTAL NEED SCORE by current age & sex

SCORE	M e n					W o m e n					Grand Total %
	age 00-21 %	age 22-39 %	age 40-98 %	age UNKWN %	Men Total %	age 00-21 %	age 22-39 %	age 40-98 %	age UNKWN %	Women Total %	
< 00 (ADMIN.)	0 0	540 28	442 25	0 0	982 26	0 0	131 31	137 33	0 0	268 32	1250 27
00-07 (MINIMUM)	0 0	915 47	816 46	0 0	1731 46	0 0	173 41	165 40	0 0	338 40	2069 45
08-14 (MEDIUM)	0 0	377 19	389 22	0 0	766 20	0 0	80 19	82 20	0 0	162 19	928 20
15-24 (HIGH)	0 0	114 6	129 7	0 0	243 6	0 0	32 8	30 7	0 0	62 7	305 7
25 & OVER (MAXIMUM)	0 0	11 1	16 1	0 0	27 1	0 0	3 1	2 0	0 0	5 1	32 1
NO SCORE, DIRECT ASG	0 0	0 0	0 0	0 0	0 0	0 0	0 0	0 0	0 0	0 0	0 0
Total reported	0	1957	1792	0	3749	0	419	416	0	835	4584
Percent Reported		3.4	6.5		3.9		2.5	5.7		3.2	3.7
NOT REPORTED	11313	56001	25880	0	93194	2245	16413	6874	0	25532	118726
Total	11313	57958	27672	0	96943	2245	16832	7290	0	26367	123310

* NOTE: IN MARCH, 1990 THE CATEGORIES "DIRECT ASSIGNMENT TO SUPERVISION LEVEL" AND "NEGATIVE SCORES, ADMINISTRATIVE LEVEL" WERE ADDED TO RISK & NEED

Probationer Statistical Profile

Sample: Active & admin probationers, not in facilities
Act probationers 07/29/2001

Requestor: Nancy Phillips, Statistician

COUNTY OF CONVICTION by current age & sex

COUNTY	M e n					W o m e n					Grand Total %
	age 00-21 %	age 22-39 %	age 40-98 %	age UNKWN %	Men Total %	age 00-21 %	age 22-39 %	age 40-98 %	age UNKWN %	Women Total %	
APPLING COUNTY	33 0	123 0	66 0	0 0	222 0	1 0	28 0	9 0	0 0	38 0	260 0
ATKINSON COUNTY	5 0	72 0	46 0	0 0	123 0	1 0	21 0	8 0	0 0	30 0	153 0
BACON COUNTY	7 0	48 0	23 0	0 0	78 0	1 0	10 0	7 0	0 0	18 0	96 0
BAKER COUNTY	5 0	41 0	22 0	0 0	68 0	1 0	5 0	1 0	0 0	7 0	75 0
BALDWIN COUNTY	123 1	601 1	224 1	0 0	948 1	21 1	161 1	61 1	0 0	243 1	1191 1
BANKS COUNTY	28 0	144 0	77 0	0 0	249 0	8 0	44 0	16 0	0 0	68 0	317 0
BARROW COUNTY	63 1	403 1	215 1	0 0	681 1	15 1	109 1	54 1	0 0	178 1	859 1
BARTOW COUNTY	110 1	888 2	468 2	0 0	1466 2	13 1	276 2	112 2	0 0	401 2	1867 2
BEN HILL COUNTY	25 0	169 0	78 0	0 0	272 0	7 0	46 0	17 0	0 0	70 0	342 0
BERRIEN COUNTY	19 0	140 0	76 0	0 0	235 0	7 0	38 0	17 0	0 0	62 0	297 0
BIBB COUNTY	279 2	1598 3	775 3	0 0	2652 3	72 3	543 3	246 3	0 0	861 3	3513 3
BLECKLEY COUNTY	27 0	128 0	51 0	0 0	206 0	4 0	34 0	15 0	0 0	53 0	259 0
BRANTLEY COUNTY	9 0	61 0	41 0	0 0	111 0	0 0	13 0	6 0	0 0	19 0	130 0
BROOKS COUNTY	43 0	167 0	74 0	0 0	284 0	2 0	34 0	12 0	0 0	48 0	332 0
BRYAN COUNTY	18 0	53 0	35 0	0 0	106 0	1 0	16 0	13 0	0 0	30 0	136 0
BULLOCH COUNTY	149 1	512 1	163 1	0 0	824 1	26 1	158 1	52 1	0 0	236 1	1060 1
BURKE COUNTY	32 0	122 0	55 0	0 0	209 0	1 0	27 0	15 0	0 0	43 0	252 0
BUTTS COUNTY	28 0	170 0	75 0	0 0	273 0	2 0	40 0	18 0	0 0	60 0	333 0
CALHOUN COUNTY	11 0	72 0	37 0	0 0	120 0	3 0	22 0	9 0	0 0	34 0	154 0
CAMDEN COUNTY	54 0	208 0	70 0	0 0	332 0	4 0	45 0	22 0	0 0	71 0	403 0
CANDLER COUNTY	10 0	60 0	30 0	0 0	100 0	3 0	26 0	7 0	0 0	36 0	136 0
CARROLL COUNTY	114 1	406 1	205 1	0 0	725 1	22 1	145 1	61 1	0 0	228 1	953 1
CATOOSA COUNTY	72 1	308 1	131 0	0 0	511 1	17 1	117 1	51 1	0 0	185 1	696 1
CHARLTON COUNTY	7 0	46 0	23 0	0 0	76 0	0 0	6 0	2 0	0 0	8 0	84 0
CHATHAM COUNTY	386 3	1411 2	676 2	0 0	2473 3	96 4	602 4	275 4	0 0	973 4	3446 3
CHATTAHOOCHEE COUNTY	4 0	15 0	11 0	0 0	30 0	1 0	6 0	5 0	0 0	12 0	42 0
CHATTOOGA COUNTY	48 0	207 0	121 0	0 0	376 0	6 0	56 0	33 0	0 0	95 0	471 0
CHEROKEE COUNTY	212 2	777 1	358 1	0 0	1347 1	44 2	218 1	108 1	0 0	370 1	1717 1
CLARKE COUNTY	130 1	592 1	236 1	0 0	958 1	29 1	167 1	47 1	0 0	243 1	1201 1
CLAY COUNTY	10 0	35 0	21 0	0 0	66 0	1 0	8 0	6 0	0 0	15 0	81 0
CLAYTON COUNTY	271 2	809 1	388 1	0 0	1468 2	91 4	378 2	129 2	0 0	598 2	2066 2
CLINCH COUNTY	21 0	94 0	64 0	0 0	179 0	0 0	22 0	9 0	0 0	31 0	210 0
COBB COUNTY	806 7	4647 8	2172 8	0 0	7625 8	164 7	1375 8	625 9	0 0	2164 8	9789 8
COFFEE COUNTY	49 0	228 0	129 0	0 0	406 0	8 0	87 1	39 1	0 0	134 1	540 0
COLQUITT COUNTY	90 1	500 1	217 1	0 0	807 1	14 1	98 1	52 1	0 0	164 1	971 1

(continued)

Probationer Statistical Profile

Sample: Active & admin probationers, not in facilities
Act probationers 07/29/2001

Requestor: Nancy Phillips, Statistician

COUNTY OF CONVICTION by current age & sex (CONTINUED)

COUNTY	Men							Women							Grand Total	%						
	age	%	age	%	age	%	UNKWN	Men Total	age	%	age	%	age	%			UNKWN	Women Total				
COLUMBIA COUNTY	93	1	339	1	140	1	0	0	572	1	20	1	77	0	51	1	0	0	148	1	720	1
COOK COUNTY	20	0	259	0	121	0	0	0	400	0	3	0	64	0	33	0	0	0	100	0	500	0
COWETA COUNTY	101	1	459	1	227	1	0	0	787	1	28	1	167	1	51	1	0	0	246	1	1033	1
CRAWFORD COUNTY	17	0	57	0	21	0	0	0	95	0	2	0	9	0	5	0	0	0	16	0	111	0
CRISP COUNTY	60	1	232	0	126	0	0	0	418	0	12	1	85	1	25	0	0	0	122	0	540	0
DADE COUNTY	14	0	119	0	54	0	0	0	187	0	0	0	41	0	12	0	0	0	53	0	240	0
DAWSON COUNTY	13	0	82	0	48	0	0	0	143	0	8	0	29	0	13	0	0	0	50	0	193	0
DECATUR COUNTY	37	0	336	1	165	1	0	0	538	1	11	0	89	1	39	1	0	0	139	1	677	1
DEKALB COUNTY	690	6	2679	5	1198	4	0	0	4567	5	160	7	831	5	290	4	0	0	1281	5	5848	5
DODGE COUNTY	21	0	154	0	93	0	0	0	268	0	8	0	51	0	28	0	0	0	87	0	355	0
DOOLY COUNTY	29	0	102	0	46	0	0	0	177	0	2	0	30	0	8	0	0	0	40	0	217	0
DOUGHERTY COUNTY	343	3	2028	3	951	3	0	0	3322	3	65	3	610	4	249	3	0	0	924	4	4246	3
DOUGLAS COUNTY	253	2	1466	3	794	3	0	0	2513	3	56	2	482	3	209	3	0	0	747	3	3260	3
EARLY COUNTY	40	0	138	0	72	0	0	0	250	0	3	0	47	0	21	0	0	0	71	0	321	0
ECHOLS COUNTY.	6	0	20	0	15	0	0	0	41	0	0	0	2	0	1	0	0	0	3	0	44	0
EFFINGHAM COUNTY	49	0	186	0	90	0	0	0	325	0	7	0	54	0	22	0	0	0	83	0	408	0
ELBERT COUNTY	31	0	219	0	122	0	0	0	372	0	4	0	47	0	28	0	0	0	79	0	451	0
EMANUEL COUNTY	30	0	114	0	56	0	0	0	200	0	5	0	38	0	17	0	0	0	60	0	260	0
EVANS COUNTY	11	0	34	0	18	0	0	0	63	0	1	0	11	0	0	0	0	0	12	0	75	0
FANNIN COUNTY	21	0	159	0	102	0	0	0	282	0	7	0	73	0	22	0	0	0	102	0	384	0
FAYETTE COUNTY	110	1	374	1	141	1	0	0	625	1	22	1	150	1	65	1	0	0	237	1	862	1
FLOYD COUNTY	121	1	839	1	457	2	0	0	1417	1	34	2	275	2	125	2	0	0	434	2	1851	2
FORSYTH COUNTY	69	1	368	1	210	1	0	0	647	1	12	1	125	1	60	1	0	0	197	1	844	1
FRANKLIN COUNTY	15	0	185	0	97	0	0	0	297	0	2	0	44	0	12	0	0	0	58	0	355	0
FULTON COUNTY	833	7	4809	8	2259	8	0	0	7901	8	99	4	931	6	511	7	0	0	1541	6	9442	8
GILMER COUNTY	45	0	236	0	135	0	0	0	416	0	7	0	85	1	43	1	0	0	135	1	551	0
GLASCOCK COUNTY	3	0	9	0	3	0	0	0	15	0	0	0	1	0	0	0	0	0	1	0	16	0
GLYNN COUNTY	143	1	679	1	336	1	0	0	1158	1	31	1	210	1	78	1	0	0	319	1	1477	1
GORDON COUNTY	52	0	498	1	284	1	0	0	834	1	15	1	188	1	73	1	0	0	276	1	1110	1
GRADY COUNTY	26	0	198	0	106	0	0	0	330	0	1	0	48	0	20	0	0	0	69	0	399	0
GREENE COUNTY	50	0	193	0	83	0	0	0	326	0	4	0	45	0	18	0	0	0	67	0	393	0
WINNETT COUNTY	505	4	2733	5	1070	4	0	0	4308	4	103	5	748	4	302	4	0	0	1153	4	5461	4
HABERSHAM COUNTY	33	0	100	0	75	0	0	0	208	0	13	1	34	0	16	0	0	0	63	0	271	0
HALL COUNTY	104	1	650	1	330	1	0	0	1084	1	33	1	220	1	109	1	0	0	362	1	1446	1
HANCOCK COUNTY	19	0	73	0	27	0	0	0	119	0	3	0	8	0	4	0	0	0	15	0	134	0

(continued)

Probationer Statistical Profile

Sample: Active & admin probationers, not in facilities
Act probationers 07/29/2001

Requestor: Nancy Phillips, Statistician

COUNTY OF CONVICTION by current age & sex (CONTINUED)

COUNTY	Men						Women						Grand Total	%								
	age 00-21	%	age 22-39	%	age 40-98	% UNKWN	Men Total	%	age 00-21	%	age 22-39	%			age 40-98	% UNKWN	Women Total	%				
HARALSON COUNTY	22	0	177	0	146	1	0	0	345	0	3	0	43	0	20	0	0	0	66	0	411	0
HARRIS COUNTY	27	0	117	0	67	0	0	0	211	0	4	0	19	0	10	0	0	0	33	0	244	0
HART COUNTY	23	0	155	0	70	0	0	0	248	0	1	0	37	0	19	0	0	0	57	0	305	0
HEARD COUNTY	6	0	47	0	33	0	0	0	86	0	2	0	20	0	7	0	0	0	29	0	115	0
HENRY COUNTY	174	2	676	1	248	1	0	0	1098	1	28	1	188	1	75	1	0	0	291	1	1389	1
HOUSTON COUNTY	151	1	590	1	250	1	0	0	991	1	31	1	184	1	81	1	0	0	296	1	1287	1
IRWIN COUNTY	16	0	82	0	43	0	0	0	141	0	1	0	10	0	4	0	0	0	15	0	156	0
JACKSON COUNTY	52	0	301	1	170	1	0	0	523	1	9	0	96	1	40	1	0	0	145	1	668	1
JASPER COUNTY	15	0	51	0	34	0	0	0	100	0	0	0	14	0	6	0	0	0	20	0	120	0
JEFF DAVIS COUNTY	14	0	111	0	60	0	0	0	185	0	1	0	22	0	9	0	0	0	32	0	217	0
JEFFERSON COUNTY	48	0	162	0	100	0	0	0	310	0	3	0	38	0	14	0	0	0	55	0	365	0
JENKINS COUNTY	10	0	82	0	26	0	0	0	118	0	5	0	11	0	6	0	0	0	22	0	140	0
JOHNSON COUNTY	21	0	113	0	32	0	0	0	166	0	0	0	18	0	10	0	0	0	28	0	194	0
JONES COUNTY	31	0	226	0	88	0	0	0	345	0	3	0	37	0	25	0	0	0	65	0	410	0
LAMAR COUNTY	21	0	185	0	63	0	0	0	269	0	9	0	29	0	12	0	0	0	50	0	319	0
LANIER COUNTY	11	0	92	0	43	0	0	0	146	0	3	0	25	0	11	0	0	0	39	0	185	0
LAURENS COUNTY	64	1	349	1	162	1	0	0	575	1	4	0	66	0	30	0	0	0	100	0	675	1
LEE COUNTY	31	0	214	0	108	0	0	0	353	0	7	0	29	0	15	0	0	0	51	0	404	0
LIBERTY COUNTY	54	0	172	0	55	0	0	0	281	0	3	0	63	0	24	0	0	0	90	0	371	0
LINCOLN COUNTY	10	0	46	0	32	0	0	0	88	0	0	0	10	0	7	0	0	0	17	0	105	0
LONG COUNTY	8	0	29	0	20	0	0	0	57	0	1	0	7	0	6	0	0	0	14	0	71	0
LOWNDES COUNTY	237	2	943	2	399	1	0	0	1579	2	49	2	270	2	95	1	0	0	414	2	1993	2
LUMPKIN COUNTY	16	0	130	0	82	0	0	0	228	0	1	0	48	0	19	0	0	0	68	0	296	0
MACON COUNTY	18	0	147	0	115	0	0	0	280	0	0	0	31	0	17	0	0	0	48	0	328	0
MADISON COUNTY	34	0	166	0	106	0	0	0	306	0	2	0	48	0	16	0	0	0	66	0	372	0
MARION COUNTY	15	0	49	0	18	0	0	0	82	0	2	0	3	0	4	0	0	0	9	0	91	0
MCDUFFIE COUNTY	22	0	190	0	74	0	0	0	286	0	5	0	42	0	16	0	0	0	63	0	349	0
MCINTOSH COUNTY	5	0	65	0	40	0	0	0	110	0	3	0	21	0	14	0	0	0	38	0	148	0
MERIWETHER COUNTY	35	0	164	0	88	0	0	0	287	0	7	0	40	0	20	0	0	0	67	0	354	0
MILLER COUNTY	12	0	68	0	29	0	0	0	109	0	6	0	14	0	11	0	0	0	31	0	140	0
MITCHELL COUNTY	64	1	378	1	161	1	0	0	603	1	12	1	77	0	31	0	0	0	120	0	723	1
MONROE COUNTY	27	0	193	0	81	0	0	0	301	0	3	0	59	0	19	0	0	0	81	0	382	0
MONTGOMERY COUNTY	19	0	63	0	22	0	0	0	104	0	2	0	13	0	5	0	0	0	20	0	124	0
MORGAN COUNTY	23	0	165	0	75	0	0	0	263	0	4	0	17	0	16	0	0	0	37	0	300	0
MURRAY COUNTY	39	0	163	0	64	0	0	0	266	0	3	0	44	0	19	0	0	0	66	0	332	0

(continued)

Probationer Statistical Profile

Sample: Active & admin probationers, not in facilities
Act probationers 07/29/2001

Requestor: Nancy Phillips, Statistician

COUNTY OF CONVICTION by current age & sex (CONTINUED)

COUNTY	M e n							W o m e n							Grand Total %							
	age 00-21	%	age 22-39	%	age 40-98	%	UNKWN	Men Total %	age 00-21	%	age 22-39	%	age 40-98	%		UNKWN	Women Total %					
MUSCOGEE COUNTY	285	3	1400	2	675	2	0	0	2360	2	76	3	516	3	219	3	0	0	811	3	3171	3
NEWTON COUNTY	76	1	727	1	400	1	0	0	1203	1	20	1	192	1	98	1	0	0	310	1	1513	1
OCONEE COUNTY	12	0	57	0	36	0	0	0	105	0	1	0	20	0	6	0	0	0	27	0	132	0
OGLETHORPE COUNTY	16	0	102	0	55	0	0	0	173	0	2	0	14	0	12	0	0	0	28	0	201	0
PAULDING COUNTY	60	1	300	1	170	1	0	0	530	1	7	0	57	0	38	1	0	0	102	0	632	1
PEACH COUNTY	19	0	157	0	67	0	0	0	243	0	2	0	33	0	16	0	0	0	51	0	294	0
PICKENS COUNTY	22	0	147	0	100	0	0	0	269	0	1	0	59	0	21	0	0	0	81	0	350	0
PIERCE COUNTY	15	0	60	0	27	0	0	0	102	0	1	0	21	0	5	0	0	0	27	0	129	0
PIKE COUNTY	10	0	43	0	26	0	0	0	79	0	0	0	6	0	3	0	0	0	9	0	88	0
POLK COUNTY	32	0	315	1	194	1	0	0	541	1	3	0	64	0	38	1	0	0	105	0	646	1
PULASKI COUNTY	23	0	76	0	35	0	0	0	134	0	4	0	27	0	8	0	0	0	39	0	173	0
PUTNAM COUNTY	44	0	278	0	125	0	0	0	447	0	6	0	30	0	23	0	0	0	59	0	506	0
QUITMAN COUNTY	3	0	21	0	13	0	0	0	37	0	2	0	10	0	6	0	0	0	18	0	55	0
RABUN COUNTY	22	0	79	0	42	0	0	0	143	0	0	0	6	0	10	0	0	0	16	0	159	0
RANDOLPH COUNTY	17	0	93	0	36	0	0	0	146	0	3	0	31	0	17	0	0	0	51	0	197	0
RICHMOND COUNTY	284	3	1291	2	654	2	0	0	2229	2	96	4	481	3	214	3	0	0	791	3	3020	2
ROCKDALE COUNTY	90	1	353	1	167	1	0	0	610	1	18	1	123	1	49	1	0	0	190	1	800	1
SCHLEY COUNTY	7	0	66	0	26	0	0	0	99	0	0	0	17	0	6	0	0	0	23	0	122	0
SCREVEN COUNTY	32	0	148	0	89	0	0	0	269	0	4	0	47	0	33	0	0	0	84	0	353	0
SEMINOLE COUNTY	20	0	110	0	54	0	0	0	184	0	6	0	32	0	8	0	0	0	46	0	230	0
SPALDING COUNTY	107	1	497	1	227	1	0	0	831	1	25	1	150	1	68	1	0	0	243	1	1074	1
STEPHENS COUNTY	28	0	153	0	76	0	0	0	257	0	6	0	49	0	18	0	0	0	73	0	330	0
STEWART COUNTY	4	0	71	0	52	0	0	0	127	0	0	0	14	0	7	0	0	0	21	0	148	0
SUMTER COUNTY	101	1	610	1	346	1	0	0	1057	1	10	0	177	1	85	1	0	0	272	1	1329	1
TALBOT COUNTY	7	0	40	0	18	0	0	0	65	0	0	0	4	0	5	0	0	0	9	0	74	0
TALIAFERRO COUNTY	2	0	7	0	5	0	0	0	14	0	0	0	1	0	0	0	0	0	1	0	15	0
TATNALL COUNTY	17	0	78	0	45	0	0	0	140	0	1	0	14	0	10	0	0	0	25	0	165	0
TAYLOR COUNTY	14	0	64	0	33	0	0	0	111	0	4	0	9	0	2	0	0	0	15	0	126	0
TELFAIR COUNTY	34	0	134	0	62	0	0	0	230	0	5	0	37	0	19	0	0	0	61	0	291	0
TERRELL COUNTY	33	0	161	0	59	0	0	0	253	0	12	1	48	0	19	0	0	0	79	0	332	0
THOMAS COUNTY	120	1	631	1	262	1	0	0	1013	1	20	1	148	1	61	1	0	0	229	1	1242	1
TIFT COUNTY	35	0	327	1	157	1	0	0	519	1	6	0	83	0	27	0	0	0	116	0	635	1
TOOMBS COUNTY	43	0	200	0	114	0	0	0	357	0	20	1	77	0	38	1	0	0	135	1	492	0
TOWNS COUNTY	11	0	57	0	18	0	0	0	86	0	1	0	20	0	8	0	0	0	29	0	115	0
TREUTLEN COUNTY	12	0	85	0	45	0	0	0	142	0	3	0	12	0	10	0	0	0	25	0	167	0

(continued)

Probationer Statistical Profile

Sample: Active & admin probationers, not in facilities
Act probationers 07/29/2001

Requestor: Nancy Phillips, Statistician

COUNTY OF CONVICTION by current age & sex (CONTINUED)

COUNTY	M e n						W o m e n						Grand Total %
	age 00-21 %	age 22-39 %	age 40-98 %	age UNKWN %	Men Total %	age 00-21 %	age 22-39 %	age 40-98 %	age UNKWN %	Women Total %			
TROUP COUNTY	106 1	435 1	223 1	0 0	764 1	26 1	182 1	77 1	0 0	285 1	1049 1		
TURNER COUNTY	18 0	94 0	35 0	0 0	147 0	3 0	16 0	10 0	0 0	29 0	176 0		
TWIGGS COUNTY	6 0	75 0	28 0	0 0	109 0	2 0	16 0	7 0	0 0	25 0	134 0		
UNION COUNTY	24 0	81 0	44 0	0 0	149 0	6 0	22 0	16 0	0 0	44 0	193 0		
UPSON COUNTY	33 0	124 0	54 0	0 0	211 0	7 0	40 0	11 0	0 0	58 0	269 0		
WALKER COUNTY	83 1	395 1	193 1	0 0	671 1	14 1	106 1	40 1	0 0	160 1	831 1		
WALTON COUNTY	81 1	641 1	328 1	0 0	1050 1	13 1	150 1	57 1	0 0	220 1	1270 1		
WARE COUNTY	46 0	247 0	129 0	0 0	422 0	10 0	93 1	37 1	0 0	140 1	562 0		
WARREN COUNTY	11 0	44 0	23 0	0 0	78 0	0 0	4 0	2 0	0 0	6 0	84 0		
WASHINGTON COUNTY	25 0	119 0	58 0	0 0	202 0	4 0	36 0	22 0	0 0	62 0	264 0		
WAYNE COUNTY	36 0	188 0	87 0	0 0	311 0	3 0	50 0	27 0	0 0	80 0	391 0		
WEBSTER COUNTY	9 0	37 0	31 0	0 0	77 0	1 0	8 0	0 0	0 0	9 0	86 0		
WHEELER COUNTY	4 0	28 0	24 0	0 0	56 0	1 0	10 0	5 0	0 0	16 0	72 0		
WHITE COUNTY	27 0	112 0	76 0	0 0	215 0	3 0	32 0	15 0	0 0	50 0	265 0		
WHITFIELD COUNTY	140 1	667 1	308 1	0 0	1115 1	37 2	242 1	89 1	0 0	368 1	1483 1		
WILCOX COUNTY	15 0	51 0	18 0	0 0	84 0	1 0	10 0	1 0	0 0	12 0	96 0		
WILKES COUNTY	15 0	77 0	43 0	0 0	135 0	2 0	14 0	6 0	0 0	22 0	157 0		
WILKINSON COUNTY	19 0	80 0	41 0	0 0	140 0	1 0	19 0	9 0	0 0	29 0	169 0		
WORTH COUNTY	28 0	171 0	98 0	0 0	297 0	7 0	32 0	21 0	0 0	60 0	357 0		
OUT OF STATE	250 2	1507 3	586 2	0 0	2343 2	55 2	497 3	178 2	0 0	730 3	3073 2		
Total reported	11313	57953	27666	0	96932	2245	16831	7289	0	26365	123297		
Percent Reported	100.0	100.0	100.0		100.0	100.0	100.0	100.0		100.0	100.0		
NOT REPORTED	0	5	6	0	11	0	1	1	0	2	13		
Total	11313	57958	27672	0	96943	2245	16832	7290	0	26367	123310		

Probationer Statistical Profile

Sample: Active & admin probationers, not in facilities
Act probationers 07/29/2001

Requestor: Nancy Phillips, Statistician

CIRCUIT OF CONVICTION by current age & sex

CIRCUIT	Men								Women								Grand Total	%				
	age 00-21	%	age 22-39	%	age 40-98	%	UNKWN	Total	%	age 00-21	%	age 22-39	%	age 40-98	%	UNKWN			Total	%		
ALAPAHA CIRCUIT	76	1	659	1	354	1	0	0	1089	1	14	1	170	1	78	1	0	0	262	1	1351	1
ALCOVY CIRCUIT	157	1	1368	2	728	3	0	0	2253	2	33	1	342	2	155	2	0	0	530	2	2783	2
ATLANTA CIRCUIT	833	7	4827	8	2278	8	0	0	7938	8	100	4	940	6	517	7	0	0	1557	6	9495	8
ATLANTIC CIRCUIT	117	1	440	1	214	1	0	0	771	1	11	0	136	1	70	1	0	0	217	1	988	1
AUGUSTA CIRCUIT	415	4	1759	3	853	3	0	0	3027	3	117	5	586	4	281	4	0	0	984	4	4011	3
BLUE RIDGE CIRCUIT	212	2	777	1	358	1	0	0	1347	1	44	2	218	1	108	1	0	0	370	1	1717	1
BRUNSWICK CIRCUIT	281	3	1309	2	619	2	0	0	2209	2	41	2	355	2	145	2	0	0	541	2	2750	2
CHATTAHOOCHEE CIRCUIT	354	3	1701	3	825	3	0	0	2880	3	87	4	558	3	247	3	0	0	892	3	3772	3
CHEROKEE CIRCUIT	162	1	1386	2	752	3	0	0	2300	2	28	1	464	3	185	3	0	0	677	3	2977	2
CLAYTON CIRCUIT	270	2	806	1	385	1	0	0	1461	2	91	4	377	2	129	2	0	0	597	2	2058	2
COBB CIRCUIT	806	7	4643	8	2169	8	0	0	7618	8	164	7	1375	8	624	9	0	0	2163	8	9781	8
CONASAUGA CIRCUIT	179	2	830	1	372	1	0	0	1381	1	40	2	286	2	108	1	0	0	434	2	1815	1
CORDELE CIRCUIT	129	1	554	1	268	1	0	0	951	1	22	1	171	1	51	1	0	0	244	1	1195	1
COWETA CIRCUIT	362	3	1511	3	776	3	0	0	2649	3	85	4	554	3	216	3	0	0	855	3	3504	3
DOUGHERTY CIRCUIT	343	3	2028	4	951	3	0	0	3322	3	65	3	610	4	249	3	0	0	924	4	4246	3
DUBLIN CIRCUIT	103	1	622	1	267	1	0	0	992	1	9	0	112	1	57	1	0	0	178	1	1170	1
EASTERN CIRCUIT	386	3	1411	2	676	2	0	0	2473	3	96	4	602	4	275	4	0	0	973	4	3446	3
FLINT CIRCUIT	174	2	676	1	248	1	0	0	1098	1	28	1	188	1	75	1	0	0	291	1	1389	1
GRIFFIN CIRCUIT	260	2	1038	2	448	2	0	0	1746	2	54	2	346	2	147	2	0	0	547	2	2293	2
GWINNETT CIRCUIT	505	4	2733	5	1070	4	0	0	4308	4	103	5	748	4	302	4	0	0	1153	4	5461	4
HOUSTON CIRCUIT	151	1	590	1	250	1	0	0	991	1	31	1	184	1	81	1	0	0	296	1	1287	1
LOOKOUT MOUNTAIN CIR	217	2	1029	2	499	2	0	0	1745	2	37	2	320	2	136	2	0	0	493	2	2238	2
MACON CIRCUIT	315	3	1812	3	863	3	0	0	2990	3	76	3	585	4	267	4	0	0	928	4	3918	3
MIDDLE CIRCUIT	156	1	655	1	358	1	0	0	1169	1	35	2	215	1	98	1	0	0	348	1	1517	1
MOUNTAIN CIRCUIT	83	1	332	1	193	1	0	0	608	1	19	1	89	1	44	1	0	0	152	1	760	1
NORTHEASTERN CIRCUIT	117	1	732	1	378	1	0	0	1227	1	41	2	249	1	122	2	0	0	412	2	1639	1
NORTHERN CIRCUIT	119	1	827	1	450	2	0	0	1396	1	11	0	190	1	87	1	0	0	288	1	1684	1
OCMULGEE CIRCUIT	324	3	1667	3	697	3	0	0	2688	3	42	2	331	2	162	2	0	0	535	2	3223	3
OCONEE CIRCUIT	128	1	583	1	287	1	0	0	998	1	24	1	172	1	80	1	0	0	276	1	1274	1
OGEECHEE CIRCUIT	240	2	928	2	368	1	0	0	1536	2	42	2	270	2	113	2	0	0	425	2	1961	2
PATAULA CIRCUIT	135	1	626	1	284	1	0	0	1045	1	33	1	190	1	88	1	0	0	311	1	1356	1
PIEDMONT CIRCUIT	143	1	848	1	462	2	0	0	1453	2	32	1	249	1	110	2	0	0	391	1	1844	2
ROME CIRCUIT	121	1	839	1	457	2	0	0	1417	1	34	2	275	2	125	2	0	0	434	2	1851	2
SOUTH GEORGIA CIRCUIT	143	1	1025	2	491	2	0	0	1659	2	28	1	241	1	100	1	0	0	369	1	2028	2
SOUTHERN CIRCUIT	496	4	2261	4	967	4	0	0	3724	4	85	4	552	3	221	3	0	0	858	3	4582	4

(continued)

Probationer Statistical Profile

Sample: Active & admin probationers, not in facilities
Act probationers 07/29/2001

Requestor: Nancy Phillips, Statistician

CIRCUIT OF CONVICTION by current age & sex (CONTINUED)

CIRCUIT	M e n							W o m e n							Grand Total %							
	age 00-21	%	age 22-39	%	age 40-98	%	UNKWN	Men Total %	age 00-21	%	age 22-39	%	age 40-98	%		UNKWN	Women Total %					
SOUTHWESTERN CIRCUIT	170	2	1145	2	678	2	0	0	1993	2	18	1	276	2	130	2	0	0	424	2	2417	2
STONE MOUNTAIN CIRCU	690	6	2679	5	1198	4	0	0	4567	5	160	7	831	5	290	4	0	0	1281	5	5848	5
TALLAPOOSA CIRCUIT	114	1	792	1	510	2	0	0	1416	1	13	1	164	1	96	1	0	0	273	1	1689	1
TIFTON CIRCUIT	97	1	674	1	333	1	0	0	1104	1	17	1	141	1	62	1	0	0	220	1	1324	1
TOOMBS CIRCUIT	63	1	373	1	180	1	0	0	616	1	7	0	72	0	31	0	0	0	110	0	726	1
WAYCROSS CIRCUIT	133	1	690	1	372	1	0	0	1195	1	20	1	230	1	96	1	0	0	346	1	1541	1
WESTERN CIRCUIT	142	1	649	1	272	1	0	0	1063	1	30	1	187	1	53	1	0	0	270	1	1333	1
ROCKDALE CIRCUIT	90	1	353	1	167	1	0	0	610	1	18	1	123	1	49	1	0	0	190	1	800	1
DOUGLAS CIRCUIT	253	2	1466	3	794	3	0	0	2513	3	56	3	482	3	209	3	0	0	747	3	3260	3
APPALACHIAN CIRCUIT	88	1	542	1	337	1	0	0	967	1	15	1	217	1	86	1	0	0	318	1	1285	1
ENOTAH CIRCUIT	78	1	380	1	220	1	0	0	678	1	11	0	122	1	58	1	0	0	191	1	869	1
BELL-FORSYTH CIRCUIT	69	1	368	1	210	1	0	0	647	1	12	1	125	1	60	1	0	0	197	1	844	1
Total reported	10999		55943		26886		0		93828		2179		16220		7073		0		25472		119300	
Percent Reported	97.2		96.5		97.2				96.8		97.1		96.4		97.0				96.6		96.7	
TOWALIGA CIRCUIT	76		548		219		0		843		14		128		49		0		191		1034	
TOWALIGA CIRCUIT	251		1519		598		0		2368		55		499		180		0		734		3102	
Total	11313		57958		27672		0		96943		2245		16832		7290		0		26367		123310	

Probationer Statistical Profile

Sample: Active & admin probationers, not in facilities
Act probationers 07/29/2001

Requestor: Nancy Phillips, Statistician

CIRCUIT OF CURRENT SUPERVISION by current age & sex

CIRCUIT	Men							Women							Grand Total	%						
	age	age	age	age	Men	Men	age	age	age	age	Women	Women										
	00-21	%	22-39	%	40-98	%	UNKWN	Total	%	00-21	%	22-39	%	40-98	%	UNKWN	Total	%				
ALAPAHA CIRCUIT	85	1	678	1	355	1	0	0	1118	1	13	1	162	1	83	1	0	0	258	1	1376	1
ALCOVY CIRCUIT	156	1	1336	2	704	3	0	0	2196	2	35	2	343	2	152	2	0	0	530	2	2726	2
ATLANTA CIRCUIT	970	9	5699	10	2570	9	0	0	9239	10	158	7	1288	8	617	8	0	0	2063	8	11302	9
ATLANTIC CIRCUIT	116	1	459	1	229	1	0	0	804	1	9	0	162	1	67	1	0	0	238	1	1042	1
AUGUSTA CIRCUIT	419	4	1876	3	894	3	0	0	3189	3	117	5	602	4	288	4	0	0	1007	4	4196	3
BLUE RIDGE CIRCUIT	179	2	759	1	330	1	0	0	1268	1	40	2	211	1	100	1	0	0	351	1	1619	1
BRUNSWICK CIRCUIT	288	3	1339	2	644	2	0	0	2271	2	44	2	379	2	157	2	0	0	580	2	2851	2
CHATTAHOOCHEE CIRCUIT	357	3	1738	3	849	3	0	0	2944	3	87	4	558	3	245	3	0	0	890	3	3834	3
CHEROKEE CIRCUIT	174	2	1445	2	759	3	0	0	2378	2	25	1	451	3	191	3	0	0	667	3	3045	2
CLAYTON CIRCUIT	284	3	937	2	386	1	0	0	1607	2	62	3	368	2	145	2	0	0	575	2	2182	2
COBB CIRCUIT	790	7	4473	8	2024	7	0	0	7287	8	151	7	1241	7	561	8	0	0	1953	7	9240	7
CONASAUGA CIRCUIT	193	2	909	2	417	2	0	0	1519	2	43	2	314	2	118	2	0	0	475	2	1994	2
CORDELE CIRCUIT	126	1	517	1	253	1	0	0	896	1	22	1	160	1	56	1	0	0	238	1	1134	1
COWETA CIRCUIT	368	3	1587	3	810	3	0	0	2765	3	91	4	578	3	226	3	0	0	895	3	3660	3
DOUGHERTY CIRCUIT	347	3	2051	4	969	4	0	0	3367	3	70	3	617	4	244	3	0	0	931	4	4298	3
DUBLIN CIRCUIT	100	1	612	1	284	1	0	0	996	1	10	0	124	1	60	1	0	0	194	1	1190	1
EASTERN CIRCUIT	406	4	1490	3	704	3	0	0	2600	3	88	4	600	4	274	4	0	0	962	4	3562	3
FLINT CIRCUIT	160	1	647	1	278	1	0	0	1085	1	28	1	193	1	67	1	0	0	288	1	1373	1
GRIFFIN CIRCUIT	252	2	946	2	467	2	0	0	1665	2	57	3	319	2	116	2	0	0	492	2	2157	2
GWINNETT CIRCUIT	540	5	2824	5	1074	4	0	0	4438	5	118	5	798	5	322	4	0	0	1238	5	5676	5
HOUSTON CIRCUIT	140	1	550	1	240	1	0	0	930	1	26	1	170	1	71	1	0	0	267	1	1197	1
LOOKOUT MOUNTAIN CIR	220	2	1046	2	525	2	0	0	1791	2	39	2	338	2	143	2	0	0	520	2	2311	2
MACON CIRCUIT	346	3	1922	3	906	3	0	0	3174	3	84	4	626	4	289	4	0	0	999	4	4173	3
MIDDLE CIRCUIT	153	1	674	1	382	1	0	0	1209	1	31	1	225	1	97	1	0	0	353	1	1562	1
MOUNTAIN CIRCUIT	79	1	378	1	200	1	0	0	657	1	17	1	106	1	54	1	0	0	177	1	834	1
NORTHEASTERN CIRCUIT	135	1	825	1	402	1	0	0	1362	1	37	2	281	2	136	2	0	0	454	2	1816	1
NORTHERN CIRCUIT	137	1	832	1	475	2	0	0	1444	1	15	1	211	1	90	1	0	0	316	1	1760	1
OCMULGEE CIRCUIT	303	3	1547	3	688	2	0	0	2538	3	41	2	324	2	161	2	0	0	526	2	3064	2
OCONEE CIRCUIT	123	1	577	1	273	1	0	0	973	1	25	1	161	1	84	1	0	0	270	1	1243	1
OGEECHEE CIRCUIT	218	2	874	2	362	1	0	0	1454	2	48	2	265	2	115	2	0	0	428	2	1882	2
PATAULA CIRCUIT	132	1	661	1	296	1	0	0	1089	1	33	1	196	1	88	1	0	0	317	1	1406	1
PIEDMONT CIRCUIT	133	1	814	1	462	2	0	0	1409	1	33	1	240	1	103	1	0	0	376	1	1785	1
ROME CIRCUIT	131	1	824	1	458	2	0	0	1413	1	31	1	278	2	123	2	0	0	432	2	1845	1
SOUTH GEORGIA CIRCUIT	145	1	1031	2	492	2	0	0	1668	2	33	1	256	2	107	1	0	0	396	2	2064	2
SOUTHERN CIRCUIT	492	4	2256	4	990	4	0	0	3738	4	88	4	552	3	214	3	0	0	854	3	4592	4
SOUTHWESTERN CIRCUIT	166	1	1082	2	635	2	0	0	1883	2	12	1	276	2	133	2	0	0	421	2	2304	2

(continued)

Probationer Statistical Profile

Sample: Active & admin probationers, not in facilities
Act probationers 07/29/2001

Requestor: Nancy Phillips, Statistician

CIRCUIT OF CURRENT SUPERVISION by current age & sex (CONTINUED)

CIRCUIT	M e n								W o m e n								Grand Total %					
	age 00-21	%	age 22-39	%	age 40-98	%	age UNKWN	%	Men Total	%	age 00-21	%	age 22-39	%	age 40-98	%		age UNKWN	%	Women Total	%	
STONE MOUNTAIN CIRCU	744	7	3027	5	1337	5	0	0	5108	5	167	7	898	5	328	5	0	0	1393	5	6501	5
TALLAPOOSA CIRCUIT	129	1	866	1	552	2	0	0	1547	2	19	1	234	1	119	2	0	0	372	1	1919	2
TIFTON CIRCUIT	104	1	699	1	337	1	0	0	1140	1	19	1	147	1	64	1	0	0	230	1	1370	1
TOOMBS CIRCUIT	63	1	371	1	179	1	0	0	613	1	8	0	77	0	35	0	0	0	120	0	733	1
WAYCROSS CIRCUIT	141	1	720	1	383	1	0	0	1244	1	21	1	224	1	105	1	0	0	350	1	1594	1
WESTERN CIRCUIT	135	1	657	1	272	1	0	0	1064	1	27	1	164	1	59	1	0	0	250	1	1314	1
ROCKDALE CIRCUIT	83	1	387	1	188	1	0	0	658	1	19	1	142	1	46	1	0	0	207	1	865	1
DOUGLAS CIRCUIT	222	2	1240	2	674	2	0	0	2136	2	41	2	401	2	176	2	0	0	618	2	2754	2
APPALACHIAN CIRCUIT	93	1	525	1	331	1	0	0	949	1	19	1	186	1	87	1	0	0	292	1	1241	1
ENOTAH CIRCUIT	74	1	373	1	224	1	0	0	671	1	13	1	125	1	65	1	0	0	203	1	874	1
Burruss SAI	61	1	326	1	180	1	0	0	567	1	8	0	117	1	52	1	0	0	177	1	744	1
Dodge SAI	82	1	514	1	211	1	0	0	807	1	18	1	131	1	54	1	0	0	203	1	1010	1
Total reported	11294		57920		27654		0		96868		2240		16819		7287		0		26346		123214	
Percent Reported	99.8		99.9		99.9				99.9		99.8		99.9		100.0				99.9		99.9	
Washington Det Ctr	19		38		18		0		75		5		13		3		0		21		96	
Total	11313		57958		27672		0		96943		2245		16832		7290		0		26367		123310	

Probationer Statistical Profile

Sample: Active & admin probationers, not in facilities
Act probationers 07/29/2001

Requestor: Nancy Phillips, Statistician

SENTENCE LENGTH by current age & sex

SENTENCE (IN YEARS)	Men					Women					Grand Total	%
	age 00-21	age 22-39	age 40-98	age UNKWN	Men Total	age 00-21	age 22-39	age 40-98	age UNKWN	Women Total		
0-1	127	570	221	0	918	34	166	72	0	272	1190	1
1.1-2	728	2740	1120	0	4588	205	828	291	0	1324	5912	5
2.1-3	1148	3610	1606	0	6364	326	1228	461	0	2015	8379	7
3.1-4	1408	5094	2196	0	8698	428	2102	724	0	3254	11952	10
4.1-5	1305	5862	2647	0	9814	269	1690	702	0	2661	12475	10
5.1-6	3688	17001	7535	0	28224	649	5184	2041	0	7874	36098	29
6.1-7	398	2716	1230	0	4344	75	744	298	0	1117	5461	4
7.1-8	463	3148	1364	0	4975	42	769	307	0	1118	6093	5
8.1-9	336	2462	1176	0	3974	36	627	315	0	978	4952	4
9.1-10	146	1306	735	0	2187	16	317	167	0	500	2687	2
10.1-12	1264	8488	4272	0	14024	144	2332	1260	0	3736	17760	14
12.1-15	68	1440	907	0	2415	6	269	196	0	471	2886	2
15.1-20	147	1939	1344	0	3430	6	337	251	0	594	4024	3
20.1-OVER	87	1552	1213	0	2852	9	239	201	0	449	3301	3
INDEFINITE	0	0	0	0	0	0	0	0	0	0	0	0
Total reported	11313	57928	27566	0	96807	2245	16832	7286	0	26363	123170	
Percent Reported	100.0	99.9	99.6		99.9	100.0	100.0	99.9		100.0	99.9	
NOT REPORTED	0	30	106	0	136	0	0	4	0	4	140	
Total	11313	57958	27672	0	96943	2245	16832	7290	0	26367	123310	
AVERAGE EXCLUDING INDEFINITE	5.29	6.59	7.27	.00	6.63	4.34	5.93	6.74	.00	6.02	6.50	

Probationer Statistical Profile

Sample: Active & admin probationers, not in facilities
Act probationers 07/29/2001

Requestor: Nancy Phillips, Statistician

TIME SERVED by current age & sex

TIME SERVED (IN YRS)	M e n				W o m e n				Grand Total %		
	age 00-21 %	age 22-39 %	age 40-98 %	age UNKWN %	Men Total %	age 00-21 %	age 22-39 %	age 40-98 %		age UNKWN %	Women Total %
0-1	5623 50	16672 29	6974 25	0 0	29269 30	1211 54	5209 31	1890 26	0 0	8310 32	37579 30
1.1-2	3451 31	13939 24	6033 22	0 0	23423 24	657 29	4238 25	1641 23	0 0	6536 25	29959 24
2.1-3	1569 14	9812 17	4589 17	0 0	15970 16	295 13	2912 17	1237 17	0 0	4444 17	20414 17
3.1-4	556 5	6264 11	2543 9	0 0	9363 10	74 3	1818 11	745 10	0 0	2637 10	12000 10
4.1-5	95 1	4344 7	1776 6	0 0	6215 6	8 0	1139 7	529 7	0 0	1676 6	7891 6
5.1-6	14 0	2214 4	1113 4	0 0	3341 3	0 0	498 3	272 4	0 0	770 3	4111 3
6.1-7	2 0	1393 2	830 3	0 0	2225 2	0 0	305 2	214 3	0 0	519 2	2744 2
7.1-8	1 0	973 2	716 3	0 0	1690 2	0 0	238 1	181 2	0 0	419 2	2109 2
8.1-9	1 0	664 1	581 2	0 0	1246 1	0 0	149 1	141 2	0 0	290 1	1536 1
9.1-10	0 0	538 1	536 2	0 0	1074 1	0 0	119 1	122 2	0 0	241 1	1315 1
10.1-12	1 0	577 1	691 2	0 0	1269 1	0 0	102 1	121 2	0 0	223 1	1492 1
12.1-15	0 0	308 1	579 2	0 0	887 1	0 0	47 0	84 1	0 0	131 0	1018 1
15.1-20	0 0	125 0	464 2	0 0	589 1	0 0	21 0	56 1	0 0	77 0	666 1
20.1-OVER	0 0	133 0	244 1	0 0	377 0	0 0	35 0	57 1	0 0	92 0	469 0
Total reported	11313	57956	27669	0	96938	2245	16830	7290	0	26365	123303
Percent Reported	100.0	100.0	100.0		100.0	100.0	100.0	100.0		100.0	100.0
NOT REPORTED	0	2	3	0	5	0	2	0	0	2	7
Total	11313	57958	27672	0	96943	2245	16832	7290	0	26367	123310
AVERAGE TIME SERVED	1.25	2.75	3.84	.00	2.89	1.15	2.50	3.59	.00	2.69	2.84

Probationer Statistical Profile

Sample: Active & admin probationers, not in facilities
Act probationers 07/29/2001

Requestor: Nancy Phillips, Statistician

TIME LEFT TO SERVE by current age & sex

TIME LEFT (IN YEARS)	Men					Women					Grand Total %
	age 00-21 %	age 22-39 %	age 40-98 %	age UNKWN %	Men Total %	age 00-21 %	age 22-39 %	age 40-98 %	age UNKWN %	Women Total %	
0-1	1436 13	10984 19	5483 20	0 0	17903 18	419 19	3484 21	1518 21	0 0	5421 21	23324 19
1.1-2	1721 15	9896 17	4622 17	0 0	16239 17	425 19	3093 18	1257 17	0 0	4775 18	21014 17
2.1-3	1838 16	9096 16	4186 15	0 0	15120 16	424 19	2697 16	1147 16	0 0	4268 16	19388 16
3.1-4	1857 16	7689 13	3467 13	0 0	13013 13	317 14	2211 13	921 13	0 0	3449 13	16462 13
4.1-5	1942 17	6652 11	3092 11	0 0	11686 12	379 17	1967 12	815 11	0 0	3161 12	14847 12
5.1-6	401 4	2818 5	1335 5	0 0	4554 5	45 2	759 5	340 5	0 0	1144 4	5698 5
6.1-7	414 4	2615 5	1207 4	0 0	4236 4	50 2	696 4	316 4	0 0	1062 4	5298 4
7.1-8	382 3	2080 4	974 4	0 0	3436 4	47 2	529 3	257 4	0 0	833 3	4269 3
8.1-9	438 4	1821 3	881 3	0 0	3140 3	49 2	453 3	209 3	0 0	711 3	3851 3
9.1-10	586 5	1635 3	792 3	0 0	3013 3	69 3	483 3	212 3	0 0	764 3	3777 3
10.1-12	56 0	733 1	431 2	0 0	1220 1	5 0	125 1	86 1	0 0	216 1	1436 1
12.1-15	137 1	961 2	493 2	0 0	1591 2	4 0	161 1	99 1	0 0	264 1	1855 2
15.1-20	83 1	620 1	385 1	0 0	1088 1	9 0	109 1	72 1	0 0	190 1	1278 1
20.1-OVER	16 0	306 1	207 1	0 0	529 1	2 0	55 0	36 0	0 0	93 0	622 1
INDEFINITE	0 0	0 0	0 0	0 0	0 0	0 0	0 0	0 0	0 0	0 0	0 0
NONE	6 0	23 0	10 0	0 0	39 0	1 0	10 0	1 0	0 0	12 0	51 0
Total reported	11313	57929	27565	0	96807	2245	16832	7286	0	26363	123170
Percent Reported	100.0	99.9	99.6		99.9	100.0	100.0	99.9		100.0	99.9
NOT REPORTED	0	29	107	0	136	0	0	4	0	4	140
Total	11313	57958	27672	0	96943	2245	16832	7290	0	26367	123310
AVERAGE EXCLUDING INDEFINITE, NONE	3.97	3.77	3.91	.00	3.84	3.15	3.43	3.66	.00	3.47	3.76

Probationer Statistical Profile

Sample: Active & admin probationers, not in facilities
Act probationers 07/29/2001

Requestor: Nancy Phillips, Statistician

CASE TYPE by current age & sex

CASE TYPE	M e n				W o m e n				Grand Total %			
	age 00-21 %	age 22-39 %	age 40-98 %	age UNKWN %	Men Total %	age 00-21 %	age 22-39 %	age 40-98 %		age UNKWN %	Women Total %	
PRESENTENCE	0 0	0 0	0 0	0 0	0 0	0 0	0 0	0 0	0 0	0 0	0 0	0 0
SPLIT SENTENCE	192 2	5636 10	4017 15	0 0	9845 10	11 0	676 4	520 7	0 0	1207 5	11052 9	
STRAIGHT SENTENCE	10871 96	50754 88	22979 83	0 0	84604 87	2179 97	15650 93	6587 90	0 0	24416 93	109020 88	
ABANDONMENT&BASTARDY	0 0	27 0	75 0	0 0	102 0	0 0	2 0	1 0	0 0	3 0	105 0	
OUT OF STATE PROB	250 2	1522 3	595 2	0 0	2367 2	55 2	502 3	182 2	0 0	739 3	3106 3	
OUT OF STATE A&B	0 0	0 0	2 0	0 0	2 0	0 0	0 0	0 0	0 0	0 0	2 0	
SUSPENDED SENTENCE	0 0	19 0	4 0	0 0	23 0	0 0	2 0	0 0	0 0	2 0	25 0	
Total reported	11313	57958	27672	0	96943	2245	16832	7290	0	26367	123310	
Percent Reported	100.0	100.0	100.0		100.0	100.0	100.0	100.0		100.0	100.0	
NOT REPORTED	0	0	0	0	0	0	0	0	0	0	0	
Total	11313	57958	27672	0	96943	2245	16832	7290	0	26367	123310	

Probationer Statistical Profile

Sample: Active & admin probationers, not in facilities
Act probationers 07/29/2001

Requestor: Nancy Phillips, Statistician

RELEASE TYPE by current age & sex

RELEASE TYPE	M e n						W o m e n						Grand Total %	
	age 00-21 %	age 22-39 %	age 40-98 %	age UNKWN %	Men Total %	age 00-21 %	age 22-39 %	age 40-98 %	age UNKWN %	Women Total %				
TRANSF OUT OF STATE	0 0	0 0	0 0	0 0	0 0	0 0	0 0	0 0	0 0	0 0	0 0	0 0	0 0	0 0
REVOKED (TECHNICAL)	0 0	0 0	0 0	0 0	0 0	0 0	0 0	0 0	0 0	0 0	0 0	0 0	0 0	0 0
REVOKED (NEW SENT)	0 0	0 0	0 0	0 0	0 0	0 0	0 0	0 0	0 0	0 0	0 0	0 0	0 0	0 0
REVOKED (NEW CRIME)	0 0	0 0	0 0	0 0	0 0	0 0	0 0	0 0	0 0	0 0	0 0	0 0	0 0	0 0
ABSCONDED (TOLLED)	0 0	0 0	0 0	0 0	0 0	0 0	0 0	0 0	0 0	0 0	0 0	0 0	0 0	0 0
ABSCONDED (NON-TOLL)	0 0	0 0	0 0	0 0	0 0	0 0	0 0	0 0	0 0	0 0	0 0	0 0	0 0	0 0
TERMINATED BY COURT	0 0	0 0	0 0	0 0	0 0	0 0	0 0	0 0	0 0	0 0	0 0	0 0	0 0	0 0
OUT OF STATE TERM	0 0	0 0	0 0	0 0	0 0	0 0	0 0	0 0	0 0	0 0	0 0	0 0	0 0	0 0
DEATH	0 0	0 0	0 0	0 0	0 0	0 0	0 0	0 0	0 0	0 0	0 0	0 0	0 0	0 0
FINAN OBLIG COMPLETE	0 0	0 0	0 0	0 0	0 0	0 0	0 0	0 0	0 0	0 0	0 0	0 0	0 0	0 0
OTHER	0 0	0 0	0 0	0 0	0 0	0 0	0 0	0 0	0 0	0 0	0 0	0 0	0 0	0 0
NORMAL RELEASE	0 0	0 0	0 0	0 0	0 0	0 0	0 0	0 0	0 0	0 0	0 0	0 0	0 0	0 0
A & B SPECIAL TERM	0 0	0 0	0 0	0 0	0 0	0 0	0 0	0 0	0 0	0 0	0 0	0 0	0 0	0 0
INDEP JURISDICTION	0 0	0 0	0 0	0 0	0 0	0 0	0 0	0 0	0 0	0 0	0 0	0 0	0 0	0 0
ACTIVE	11313100	57958100	27672100	0 0	96943100	2245100	16832100	7290100	0 0	26367100	123310100			
Total reported	11313	57958	27672	0	96943	2245	16832	7290	0	26367	123310			
Percent Reported	100.0	100.0	100.0		100.0	100.0	100.0	100.0		100.0	100.0			
NOT REPORTED	0	0	0	0	0	0	0	0	0	0	0			
Total	11313	57958	27672	0	96943	2245	16832	7290	0	26367	123310			

Probationer Statistical Profile

Sample: Active & admin probationers, not in facilities
Act probationers 07/29/2001

Requestor: Nancy Phillips, Statistician

FIRST OFFENDER STATUS by current age & sex

STATUS	M e n					W o m e n					Grand Total %
	age 00-21 %	age 22-39 %	age 40-98 %	age UNKWN %	Men Total %	age 00-21 %	age 22-39 %	age 40-98 %	age UNKWN %	Women Total %	
FIRST OFFNR STATUS	5422 48	14488 25	4383 16	0 0	24293 25	1406 63	6503 39	2109 29	0 0	10018 38	34311 28
NO FIRST OFFNR STAT	5891 52	43470 75	23289 84	0 0	72650 75	839 37	10329 61	5181 71	0 0	16349 62	88999 72
Total reported	11313	57958	27672	0	96943	2245	16832	7290	0	26367	123310
Percent Reported	100.0	100.0	100.0		100.0	100.0	100.0	100.0		100.0	100.0
NOT REPORTED	0	0	0	0	0	0	0	0	0	0	0
Total	11313	57958	27672	0	96943	2245	16832	7290	0	26367	123310

Probationer Statistical Profile

Sample: Active & admin probationers, not in facilities
Act probationers 07/29/2001

Requestor: Nancy Phillips, Statistician

TYPE PROBATIONER by current age & sex

TYPE PROBATIONER	M e n								W o m e n								Grand Total %
	age 00-21 %	age 22-39 %	age 40-98 %	age UNKWN %	Men Total %	age 00-21 %	age 22-39 %	age 40-98 %	age UNKWN %	Women Total %							
MISDEMEANANT	653 6	2624 5	1299 5	0 0	4576 5	178 8	846 5	370 5	0 0	1394 5	5970 5						
FELON	10660 94	55288 95	26292 95	0 0	92240 95	2067 92	15982 95	6919 95	0 0	24968 95	117208 95						
ABANDONMENT&BASTARDY	0 0	27 0	77 0	0 0	104 0	0 0	2 0	1 0	0 0	3 0	107 0						
SUSPENDED SENTENCE	0 0	19 0	4 0	0 0	23 0	0 0	2 0	0 0	0 0	2 0	25 0						
Total reported	11313	57958	27672	0	96943	2245	16832	7290	0	26367	123310						
Percent Reported	100.0	100.0	100.0		100.0	100.0	100.0	100.0		100.0	100.0						
NOT REPORTED	0	0	0	0	0	0	0	0	0	0	0						
Total	11313	57958	27672	0	96943	2245	16832	7290	0	26367	123310						

Probationer Statistical Profile

Sample: Active & admin probationers, not in facilities
Act probationers 07/29/2001

Requestor: Nancy Phillips, Statistician

MOST SERIOUS CRIME BY GROUP by current age & sex

CRIME GROUP	Men				Women				Grand Total	%	
	age 00-21	age 22-39	age 40-98	age UNKWN	Men Total	age 00-21	age 22-39	age 40-98			age UNKWN
HOMICIDE	22	330	240	0	592	5	99	86	0	190	782
ABORTION	0	5	1	0	6	0	2	0	0	2	8
BODILY INJRY&REL OFF	686	5464	3281	0	9431	155	1046	475	0	1676	11107
ARSON & REL OFF	50	339	188	0	577	4	100	65	0	169	746
DAMAGE OF PROPERTY	246	651	230	0	1127	43	132	46	0	221	1348
BURGLARY & REL OFF	1753	5875	1523	0	9151	117	575	143	0	835	9986
FORGERY & REL OFF	598	4107	1811	0	6516	486	3790	1298	0	5574	12090
THEFT	2434	7902	3067	0	13403	676	3714	1354	0	5744	19147
ROBBERY	390	1803	469	0	2662	38	174	49	0	261	2923
SEXUAL OFFENSES	457	2171	2052	0	4680	12	104	40	0	156	4836
OBSCENITY CRIMES	1	5	7	0	13	0	0	0	0	0	13
TREASON & REL OFF	10	30	14	0	54	2	16	3	0	21	75
CRIMES INVOLVNG GOVT	201	1305	493	0	1999	36	445	231	0	712	2711
FALSIFICATIONS	28	158	90	0	276	17	91	31	0	139	415
OBSTRUCT LAW ENFORCE	38	228	87	0	353	4	80	41	0	125	478
DISORDERLY CONDUCT	60	188	61	0	309	9	28	12	0	49	358
GAMBLING & REL OFF	6	27	19	0	52	2	14	8	0	24	76
CRUELTY TO CHILDREN	25	558	335	0	918	22	416	119	0	557	1475
CRIMES WITH GUNS	191	837	617	0	1645	18	46	31	0	95	1740
INVASION PRIVACY	6	87	47	0	140	0	2	2	0	4	144
RACKETEERING	0	6	20	0	26	0	4	4	0	8	34
DRUG ABUSE OFFENSES	3299	20351	8964	0	32614	385	4641	2515	0	7541	40155
DRUG TRAFFICKING	27	396	292	0	715	8	98	88	0	194	909
AUTO CRIMES	17	2000	2134	0	4151	2	170	186	0	358	4509
REVENUE & CONTRABAND	2	3	6	0	11	0	3	2	0	5	16
CRIMES OF OTH STATES	39	182	81	0	302	12	77	30	0	119	421
MISC. FELONIES	70	294	168	0	532	14	112	58	0	184	716
MISDEMEANORS	653	2644	1369	0	4666	178	846	371	0	1395	6061
Total reported	11309	57946	27666	0	96921	2245	16825	7288	0	26358	123279
Percent Reported	100.0	100.0	100.0		100.0	100.0	100.0	100.0		100.0	100.0
NOT REPORTED	4	12	6	0	22	0	7	2	0	9	31
Total	11313	57958	27672	0	96943	2245	16832	7290	0	26367	123310

Probationer Statistical Profile

Sample: Active & admin probationers, not in facilities
Act probationers 07/29/2001

Requestor: Nancy Phillips, Statistician

MOST SERIOUS OFFENSE by current age & sex

MOST SERIOUS OFFENSE	Men					Women					Grand Total %	
	age 00-21 %	age 22-39 %	age 40-98 %	age UNKWN %	Men Total %	age 00-21 %	age 22-39 %	age 40-98 %	age UNKWN %	Women Total %		

MISDEMEANORS	-----											
abandonment	0 0	19 0	68 0	0 0	87 0	0 0	0 0	1 0	0 0	1 0	88 0	
non-support	0 0	1 0	0 0	0 0	1 0	0 0	0 0	0 0	0 0	0 0	1 0	
stalking	4 0	14 0	15 0	0 0	33 0	0 0	3 0	2 0	0 0	5 0	38 0	
assault & battery	8 0	39 0	19 0	0 0	66 0	3 0	5 0	3 0	0 0	11 0	77 0	
attempted murder	0 0	3 0	0 0	0 0	3 0	0 0	0 0	0 0	0 0	0 0	3 0	
aggravated assault	5 0	27 0	24 0	0 0	56 0	1 0	8 0	4 0	0 0	13 0	69 0	
simple assault	17 0	91 0	56 0	0 0	164 0	7 0	25 0	8 0	0 0	40 0	204 0	
simple battery	83 1	427 1	182 1	0 0	692 1	27 1	88 1	31 0	0 0	146 1	838 1	
stabbing another	0 0	1 0	1 0	0 0	2 0	0 0	0 0	0 0	0 0	0 0	2 0	
shooting at another	0 0	1 0	1 0	0 0	2 0	0 0	2 0	0 0	0 0	2 0	4 0	
wife beating	0 0	1 0	0 0	0 0	1 0	0 0	0 0	0 0	0 0	0 0	1 0	
concealing a death	0 0	1 0	0 0	0 0	1 0	0 0	0 0	0 0	0 0	0 0	1 0	
leave scene had inju	0 0	1 0	2 0	0 0	3 0	0 0	1 0	0 0	0 0	1 0	4 0	
criminal intfer govt	0 0	2 0	0 0	0 0	2 0	0 0	0 0	0 0	0 0	0 0	2 0	
reckless conduct	16 0	41 0	24 0	0 0	81 0	3 0	14 0	4 0	0 0	21 0	102 0	
disorderly conduct	8 0	21 0	13 0	0 0	42 0	3 0	7 0	2 0	0 0	12 0	54 0	
motor vehicle abando	0 0	1 0	1 0	0 0	2 0	0 0	0 0	1 0	0 0	1 0	3 0	
larceny	2 0	4 0	3 0	0 0	9 0	1 0	2 0	1 0	0 0	4 0	13 0	
receiving stolen goo	8 0	22 0	9 0	0 0	39 0	3 0	6 0	3 0	0 0	12 0	51 0	
theft by taking	49 0	132 0	46 0	0 0	227 0	20 1	76 0	32 0	0 0	128 1	355 0	
robbery	4 0	12 0	0 0	0 0	16 0	0 0	4 0	0 0	0 0	4 0	20 0	
burglary	3 0	26 0	5 0	0 0	34 0	0 0	2 0	0 0	0 0	2 0	36 0	
car breaking	1 0	1 0	0 0	0 0	2 0	0 0	0 0	1 0	0 0	1 0	3 0	
alter id	0 0	2 0	0 0	0 0	2 0	0 0	0 0	0 0	0 0	0 0	2 0	
cheating & swindling	0 0	0 0	1 0	0 0	1 0	0 0	0 0	0 0	0 0	0 0	1 0	
bad checks	3 0	80 0	42 0	0 0	125 0	9 0	121 1	57 1	0 0	187 1	312 0	
fraudulent checks	0 0	3 0	3 0	0 0	6 0	1 0	4 0	1 0	0 0	6 0	12 0	
forgery	6 0	10 0	3 0	0 0	19 0	3 0	13 0	2 0	0 0	18 0	37 0	
worthless checks	0 0	1 0	2 0	0 0	3 0	0 0	7 0	6 0	0 0	13 0	16 0	
sale/dist of narcoti	0 0	8 0	1 0	0 0	9 0	0 0	0 0	0 0	0 0	0 0	9 0	
public drunkenness	1 0	5 0	5 0	0 0	11 0	0 0	2 0	0 0	0 0	2 0	13 0	
s/d dep,stim,cntrf d	0 0	3 0	0 0	0 0	3 0	0 0	0 0	0 0	0 0	0 0	3 0	
abusive language	1 0	0 0	0 0	0 0	1 0	0 0	0 0	0 0	0 0	0 0	1 0	

(continued)

Probationer Statistical Profile

Sample: Active & admin probationers, not in facilities
Act probationers 07/29/2001

Requestor: Nancy Phillips, Statistician

MOST SERIOUS OFFENSE by current age & sex (CONTINUED)

MOST SERIOUS OFFENSE	Men					Women					Grand Total	%
	age 00-21	age 22-39	age 40-98	age UNKWN	Men Total	age 00-21	age 22-39	age 40-98	age UNKWN	Women Total		
poss n.t.p. whiskey	0 0	1 0	0 0	0 0	1 0	0 0	0 0	0 0	0 0	0 0	1 0	0
sale/dist of marijua	0 0	6 0	3 0	0 0	9 0	0 0	2 0	0 0	0 0	2 0	11 0	0
poss of narcotics	1 0	2 0	0 0	0 0	3 0	0 0	0 0	1 0	0 0	1 0	4 0	0
poss dep,stim,cntrf	0 0	2 0	0 0	0 0	2 0	0 0	0 0	0 0	0 0	0 0	2 0	0
poss of l.s.d.	1 0	0 0	1 0	0 0	2 0	0 0	0 0	0 0	0 0	0 0	2 0	0
poss of marijuana	58 1	113 0	30 0	0 0	201 0	10 0	37 0	11 0	0 0	58 0	259 0	0
viol motor veh law	18 0	172 0	60 0	0 0	250 0	3 0	29 0	10 0	0 0	42 0	292 0	0
d.u.i.	59 1	554 1	407 2	0 0	1020 1	14 1	110 1	71 1	0 0	195 1	1215 1	0
obstr of law enf off	58 1	195 0	66 0	0 0	319 0	8 0	35 0	17 0	0 0	60 0	379 0	0
impersonating anothe	1 0	20 0	2 0	0 0	23 0	2 0	10 0	0 0	0 0	12 0	35 0	0
criminal trespassing	54 0	93 0	34 0	0 0	181 0	12 1	28 0	7 0	0 0	47 0	228 0	0
illegal attm to obt	0 0	1 0	1 0	0 0	2 0	0 0	1 0	0 0	0 0	1 0	3 0	0
criminal damage	9 0	9 0	4 0	0 0	22 0	1 0	2 0	1 0	0 0	4 0	26 0	0
terroristic threats	1 0	5 0	5 0	0 0	11 0	0 0	1 0	0 0	0 0	1 0	12 0	0
viol ga cntrl subst	41 0	113 0	38 0	0 0	192 0	9 0	33 0	14 0	0 0	56 0	248 0	0
prostitution	0 0	1 0	0 0	0 0	1 0	0 0	1 0	0 0	0 0	1 0	2 0	0
sodomy	0 0	0 0	2 0	0 0	2 0	0 0	0 0	0 0	0 0	0 0	2 0	0
public indecency	0 0	13 0	7 0	0 0	20 0	0 0	1 0	0 0	0 0	1 0	21 0	0
peeping tom	0 0	2 0	0 0	0 0	2 0	0 0	0 0	0 0	0 0	0 0	2 0	0
molesting a minor	0 0	0 0	3 0	0 0	3 0	0 0	0 0	0 0	0 0	0 0	3 0	0
attempted rape	0 0	1 0	0 0	0 0	1 0	0 0	0 0	0 0	0 0	0 0	1 0	0
sexual battery	11 0	26 0	22 0	0 0	59 0	0 0	2 0	0 0	0 0	2 0	61 0	0
escape	2 0	6 0	0 0	0 0	8 0	0 0	0 0	1 0	0 0	1 0	9 0	0
cpwl & concealed wea	9 0	31 0	10 0	0 0	50 0	1 0	1 0	1 0	0 0	3 0	53 0	0
shoplifting	28 0	25 0	12 0	0 0	65 0	24 1	58 0	24 0	0 0	106 0	171 0	0
viol game & fish law	2 0	1 0	1 0	0 0	4 0	0 0	0 0	0 0	0 0	0 0	4 0	0
pointing gun at anot	2 0	9 0	7 0	0 0	18 0	0 0	1 0	0 0	0 0	1 0	19 0	0
carry dly weapons pu	5 0	5 0	0 0	0 0	10 0	0 0	1 0	0 0	0 0	1 0	11 0	0
criminal attempt	0 0	1 0	3 0	0 0	4 0	0 0	1 0	1 0	0 0	2 0	6 0	0
other misdemeanor	20 0	95 0	49 0	0 0	164 0	2 0	38 0	20 0	0 0	60 0	224 0	0
riot	1 0	0 0	0 0	0 0	1 0	0 0	0 0	0 0	0 0	0 0	1 0	0
inciting to riot	4 0	0 0	0 0	0 0	4 0	0 0	0 0	0 0	0 0	0 0	4 0	0
fighting in public p	4 0	2 0	1 0	0 0	7 0	2 0	3 0	2 0	0 0	7 0	14 0	0
off agnst pub hlth/m	0 0	4 0	6 0	0 0	10 0	0 0	0 0	0 0	0 0	0 0	10 0	0
gambling & related o	0 0	1 0	2 0	0 0	3 0	0 0	1 0	0 0	0 0	1 0	4 0	0

(continued)

Probationer Statistical Profile

Sample: Active & admin probationers, not in facilities
Act probationers 07/29/2001

Requestor: Nancy Phillips, Statistician

MOST SERIOUS OFFENSE by current age & sex (CONTINUED)

MOST SERIOUS OFFENSE	Men					Women					Grand Total	%
	age 00-21 %	age 22-39 %	age 40-98 %	age UNKWN %	Men Total	age 00-21 %	age 22-39 %	age 40-98 %	age UNKWN %	Women Total		
obscenity & related	0 0	2 0	0 0	0 0	2 0	0 0	0 0	0 0	0 0	0 0	2 0	0
sale/dist mat hrmfl	0 0	1 0	0 0	0 0	1 0	0 0	0 0	0 0	0 0	0 0	1 0	0
involuntary manslaug	3 0	0 0	2 0	0 0	5 0	0 0	1 0	1 0	0 0	2 0	7 0	0
interference with cu	2 0	1 0	3 0	0 0	6 0	0 0	0 0	0 0	0 0	0 0	6 0	0
theft by deception <	1 0	7 0	6 0	0 0	14 0	2 0	5 0	5 0	0 0	12 0	26 0	0
theft/lost/property<	2 0	7 0	2 0	0 0	11 0	0 0	2 0	0 0	0 0	2 0	13 0	0
theft of services <	0 0	3 0	1 0	0 0	4 0	0 0	1 0	0 0	0 0	1 0	5 0	0
theft by conversion	0 0	7 0	4 0	0 0	11 0	0 0	5 0	2 0	0 0	7 0	18 0	0
theft motor vehicle,	2 0	3 0	0 0	0 0	5 0	0 0	0 0	0 0	0 0	0 0	5 0	0
conversn lead prop	0 0	0 0	0 0	0 0	0 0	0 0	1 0	0 0	0 0	1 0	1 0	0
entrng mot veh crim	0 0	6 0	0 0	0 0	6 0	0 0	2 0	1 0	0 0	3 0	9 0	0
violtn forgery&fraud	0 0	1 0	2 0	0 0	3 0	0 0	1 0	0 0	0 0	1 0	4 0	0
abdmnt dang drugs/po	0 0	1 0	1 0	0 0	2 0	0 0	0 0	0 0	0 0	0 0	2 0	0
trnsatns drug rel ob	0 0	0 0	1 0	0 0	1 0	0 0	0 0	0 0	0 0	0 0	1 0	0
tpos/use drug rel ob	0 0	1 0	1 0	0 0	2 0	0 0	1 0	1 0	0 0	2 0	4 0	0
obtn/attmpt drugs il	0 0	1 0	2 0	0 0	3 0	0 0	5 0	5 0	0 0	10 0	13 0	0
viol dangerous drugs	0 0	1 0	0 0	0 0	1 0	0 0	1 0	0 0	0 0	1 0	2 0	0
mfg/dist imitate con	0 0	4 0	1 0	0 0	5 0	0 0	1 0	1 0	0 0	2 0	7 0	0
misc. abuse govt off	1 0	1 0	0 0	0 0	2 0	0 0	2 0	0 0	0 0	2 0	4 0	0
misc. obstruction pu	0 0	1 0	0 0	0 0	1 0	0 0	0 0	0 0	0 0	0 0	1 0	0
misc. escape & other	0 0	2 0	0 0	0 0	2 0	0 0	0 0	0 0	0 0	0 0	2 0	0
misc. offns relt jud	0 0	1 0	0 0	0 0	1 0	0 0	1 0	0 0	0 0	1 0	2 0	0
misc. obstruction of	1 0	2 0	1 0	0 0	4 0	0 0	0 0	0 0	0 0	0 0	4 0	0
misc. sexual offense	5 0	2 0	4 0	0 0	11 0	0 0	0 0	0 0	0 0	0 0	11 0	0
pandering	0 0	0 0	1 0	0 0	1 0	0 0	0 0	0 0	0 0	0 0	1 0	0
distrbut obscene mat	0 0	1 0	0 0	0 0	1 0	0 0	0 0	0 0	0 0	0 0	1 0	0
providing sex mat mi	0 0	1 0	0 0	0 0	1 0	0 0	0 0	0 0	0 0	0 0	1 0	0
dng instrmtalties &	0 0	1 0	0 0	0 0	1 0	0 0	0 0	0 0	0 0	0 0	1 0	0
vio prvsns/regs alco	0 0	0 0	2 0	0 0	2 0	0 0	1 0	0 0	0 0	1 0	3 0	0
furnish liquor to mi	0 0	1 0	2 0	0 0	3 0	0 0	0 0	1 0	0 0	1 0	4 0	0
poss alc bev by juve	6 0	1 0	1 0	0 0	8 0	0 0	0 0	0 0	0 0	0 0	8 0	0
veh homicide tit 40	2 0	2 0	3 0	0 0	7 0	0 0	0 0	1 0	0 0	1 0	8 0	0
viol motor veh licen	0 0	1 0	0 0	0 0	1 0	0 0	0 0	0 0	0 0	0 0	1 0	0
conspiracy commit mis	0 0	1 0	0 0	0 0	1 0	0 0	0 0	0 0	0 0	0 0	1 0	0
misc misdemeanor	18 0	67 0	23 0	0 0	108 0	7 0	29 0	11 0	0 0	47 0	155 0	0

(continued)

Probationer Statistical Profile

Sample: Active & admin probationers, not in facilities
Act probationers 07/29/2001

Requestor: Nancy Phillips, Statistician

MOST SERIOUS OFFENSE by current age & sex (CONTINUED)

MOST SERIOUS OFFENSE	Men					Women					Grand Total	%
	age 00-21 %	age 22-39 %	age 40-98 %	age UNKWN %	Men Total %	age 00-21 %	age 22-39 %	age 40-98 %	age UNKWN %	Women Total %		
misc. invasion of pr violation othr state	0 0	1 0	0 0	0 0	1 0	0 0	0 0	0 0	0 0	0 0	3 0	12 0

FELONIES												
MISC. HOMICIDE OFFEN	0 0	4 0	1 0	0 0	5 0	0 0	0 0	0 0	0 0	0 0	0 0	5 0
MURDER	0 0	4 0	7 0	0 0	11 0	0 0	5 0	1 0	0 0	6 0	0 0	17 0
VOLUNTARY MANSLAUGHT	2 0	76 0	91 0	0 0	169 0	0 0	34 0	44 1	0 0	78 0	0 0	247 0
INVOLUNTARY MANSLAUG	8 0	46 0	28 0	0 0	82 0	2 0	22 0	7 0	0 0	31 0	0 0	113 0
FETICIDE	0 0	1 0	0 0	0 0	1 0	0 0	1 0	0 0	0 0	1 0	0 0	2 0
VEHICULAR HOMICIDE	10 0	184 0	99 0	0 0	293 0	3 0	36 0	26 0	0 0	65 0	0 0	358 0
HOMICIDE BY PILOT,DU	0 0	2 0	1 0	0 0	3 0	0 0	0 0	1 0	0 0	1 0	0 0	4 0
CONCEAL DEATH OF ANO	0 0	1 0	0 0	0 0	1 0	0 0	0 0	0 0	0 0	0 0	0 0	1 0
CRIMINAL ATTEMPT MUR	2 0	12 0	13 0	0 0	27 0	0 0	1 0	7 0	0 0	8 0	0 0	35 0
CRIMINAL ABORTION	0 0	5 0	1 0	0 0	6 0	0 0	2 0	0 0	0 0	2 0	0 0	8 0
MISC. ASSAULT/BATTER	6 0	56 0	28 0	0 0	90 0	0 0	3 0	3 0	0 0	6 0	0 0	96 0
FAMILY VIOLENCE BATT	0 0	1 0	0 0	0 0	1 0	0 0	0 0	0 0	0 0	0 0	0 0	1 0
AGGRAVATED ASSAULT	440 4	3445 6	2097 8	0 0	5982 6	116 5	832 5	370 5	0 0	1318 5	0 0	7300 6
CRMNL ATTEMPT AGG AS	1 0	22 0	18 0	0 0	41 0	1 0	8 0	1 0	0 0	10 0	0 0	51 0
AGGRAVATED BATTERY	43 0	394 1	213 1	0 0	650 1	5 0	46 0	20 0	0 0	71 0	0 0	721 1
TERRORIST THREATS &	141 1	708 1	443 2	0 0	1292 1	25 1	84 1	43 1	0 0	152 1	0 0	1444 1
FALSE IMPRISONMENT	12 0	188 0	67 0	0 0	267 0	1 0	10 0	3 0	0 0	14 0	0 0	281 0
FAL IMPR UDR CLR LEG	0 0	1 0	1 0	0 0	2 0	0 0	1 0	0 0	0 0	1 0	0 0	3 0
MALICIOUS CONF SANE	0 0	0 0	0 0	0 0	0 0	0 0	2 0	0 0	0 0	2 0	0 0	2 0
KIDNAPPING	3 0	95 0	41 0	0 0	139 0	0 0	3 0	3 0	0 0	6 0	0 0	145 0
INTERFERENCE WITH CU	5 0	23 0	9 0	0 0	37 0	2 0	8 0	5 0	0 0	15 0	0 0	52 0
AGG ASSLT ON POLICE	10 0	111 0	87 0	0 0	208 0	1 0	15 0	10 0	0 0	26 0	0 0	234 0
AGG BATRY PEACE OFFI	3 0	7 0	0 0	0 0	10 0	0 0	3 0	0 0	0 0	3 0	0 0	13 0
SIMPLE BATTERY	0 0	29 0	17 0	0 0	46 0	1 0	5 0	1 0	0 0	7 0	0 0	53 0
RECK COND	0 0	7 0	1 0	0 0	8 0	0 0	5 0	0 0	0 0	5 0	0 0	13 0
STALKING	2 0	13 0	18 0	0 0	33 0	1 0	0 0	0 0	0 0	1 0	0 0	34 0
AGGRAVATED STALKING	20 0	361 1	237 1	0 0	618 1	2 0	21 0	16 0	0 0	39 0	0 0	657 1
CRIMINAL ATTEMPT KID	0 0	3 0	4 0	0 0	7 0	0 0	0 0	0 0	0 0	0 0	0 0	7 0
ARSON MISC	2 0	14 0	7 0	0 0	23 0	0 0	2 0	5 0	0 0	7 0	0 0	30 0

(continued)

Probationer Statistical Profile

Sample: Active & admin probationers, not in facilities
Act probationers 07/29/2001

Requestor: Nancy Phillips, Statistician

MOST SERIOUS OFFENSE by current age & sex (CONTINUED)

MOST SERIOUS OFFENSE	Men						Women						Grand Total	%								
	age 00-21	age 22-39	age 40-98	age UNKWN	Men Total	Men %	age 00-21	age 22-39	age 40-98	age UNKWN	Women Total	Women %										
ARSON 1ST DEGREE	30	0	235	0	152	1	0	0	417	0	3	0	69	0	53	1	0	0	125	0	542	0
ARSON 2ND DEGREE	11	0	66	0	23	0	0	0	100	0	0	0	18	0	5	0	0	0	23	0	123	0
ARSON 3RD DEGREE	5	0	10	0	4	0	0	0	19	0	1	0	8	0	2	0	0	0	11	0	30	0
CRIMINAL POSS EXPLOS	1	0	10	0	2	0	0	0	13	0	0	0	3	0	0	0	0	0	3	0	16	0
CRIMINAL POSS INCEND	1	0	4	0	0	0	0	0	5	0	0	0	0	0	0	0	0	0	0	0	5	0
MISC. CRIMINAL DAMAG	6	0	13	0	6	0	0	0	25	0	0	0	1	0	0	0	0	0	1	0	26	0
CRIM. DAMAGE 1ST DEG	56	1	171	0	57	0	0	0	284	0	5	0	30	0	7	0	0	0	42	0	326	0
CRIM. DAMAGE 2ND DEG	152	1	416	1	149	1	0	0	717	1	37	2	95	1	32	0	0	0	164	1	881	1
DAMAGE,DESTROY SECR	5	0	13	0	9	0	0	0	27	0	1	0	3	0	4	0	0	0	8	0	35	0
VANDALISM TO CHURCH	3	0	6	0	0	0	0	0	9	0	0	0	1	0	1	0	0	0	2	0	11	0
ALTER I.D.	24	0	32	0	9	0	0	0	65	0	0	0	2	0	2	0	0	0	4	0	69	0
BURGLARY	1662	15	5709	10	1474	5	0	0	8845	9	113	5	561	3	140	2	0	0	814	3	9659	8
POSS BURGLAR TOOLS	51	0	91	0	25	0	0	0	167	0	0	0	10	0	1	0	0	0	11	0	178	0
CRMNL ATMPMT COMMIT B	40	0	75	0	24	0	0	0	139	0	4	0	4	0	2	0	0	0	10	0	149	0
MISC. FORGERY	1	0	17	0	4	0	0	0	22	0	1	0	12	0	6	0	0	0	19	0	41	0
FORGERY 1ST DEGREE	431	4	3185	6	1405	5	0	0	5021	5	324	15	2898	18	1027	15	0	0	4249	17	9270	8
FORGERY 2ND DEGREE	30	0	149	0	47	0	0	0	226	0	14	1	72	0	17	0	0	0	103	0	329	0
BAD CHECKS	10	0	179	0	177	1	0	0	366	0	14	1	161	1	92	1	0	0	267	1	633	1
ILLEGAL USE-CREDIT C	5	0	11	0	4	0	0	0	20	0	2	0	9	0	1	0	0	0	12	0	32	0
THEFT CREDIT CARD	24	0	96	0	24	0	0	0	144	0	17	1	87	1	16	0	0	0	120	0	264	0
FORGERY CREDIT CARD	8	0	36	0	5	0	0	0	49	0	14	1	38	0	6	0	0	0	58	0	107	0
FRAUDULENT CREDIT CA	74	1	291	1	60	0	0	0	425	0	86	4	367	2	64	1	0	0	517	2	942	1
CRMNL POSS CREDIT CA	0	0	5	0	0	0	0	0	5	0	0	0	3	0	0	0	0	0	3	0	8	0
RECV GDS,SRVS FRAUD	2	0	14	0	9	0	0	0	25	0	0	0	22	0	17	0	0	0	39	0	64	0
TELECOMMUNICATIONS F	1	0	18	0	12	0	0	0	31	0	0	0	10	0	2	0	0	0	12	0	43	0
CRMNL ATMPMT COMMIT F	1	0	5	0	0	0	0	0	6	0	0	0	2	0	3	0	0	0	5	0	11	0
FAILR PAY NATRL PRD/	0	0	1	0	4	0	0	0	5	0	0	0	0	0	1	0	0	0	1	0	6	0
FRADLNT ACCSSNG COMP	3	0	27	0	3	0	0	0	33	0	5	0	32	0	1	0	0	0	38	0	71	0
MISC. FRAUD	8	0	73	0	57	0	0	0	138	0	9	0	77	0	45	1	0	0	131	1	269	0
THEFT BY TAKING	780	7	3368	6	1430	5	0	0	5578	6	252	12	1795	11	717	10	0	0	2764	11	8342	7
THEFT BY DECEPTION	11	0	189	0	166	1	0	0	366	0	19	1	140	1	55	1	0	0	214	1	580	0
THEFT BY EXTORTION	1	0	15	0	5	0	0	0	21	0	0	0	5	0	2	0	0	0	7	0	28	0
THEFT OF LOST PROPER	3	0	13	0	6	0	0	0	22	0	1	0	4	0	1	0	0	0	6	0	28	0
THEFT BY REC STOLEN	777	7	2101	4	551	2	0	0	3429	4	57	3	284	2	70	1	0	0	411	2	3840	3
THEFT OF SERVICES	1	0	36	0	22	0	0	0	59	0	0	0	24	0	10	0	0	0	34	0	93	0

(continued)

Probationer Statistical Profile

Sample: Active & admin probationers, not in facilities
Act probationers 07/29/2001

Requestor: Nancy Phillips, Statistician

MOST SERIOUS OFFENSE by current age & sex (CONTINUED)

MOST SERIOUS OFFENSE	Men						Women						Grand Total	%
	age 00-21	age 22-39	age 40-98	age UNKWN	Men Total	Men %	age 00-21	age 22-39	age 40-98	age UNKWN	Women Total	Women %		
THEFT BY CONVERSION	10 0	227 0	214 1	0 0	451 0		8 0	128 1	69 1	0 0	205 1		656 1	
THEFT OF TRADE SECRE	0 0	1 0	3 0	0 0	4 0		1 0	0 0	0 0	0 0	1 0		5 0	
CONVSN PAYMNTS REAL	0 0	10 0	16 0	0 0	26 0		0 0	0 0	0 0	0 0	0 0		26 0	
THEFT OF MOTOR VEH,	176 2	468 1	141 1	0 0	785 1		20 1	62 0	15 0	0 0	97 0		882 1	
THEFT OF LEASED PERS	0 0	2 0	0 0	0 0	2 0		1 0	2 0	0 0	0 0	3 0		5 0	
THEFT BRING PROP IN	18 0	52 0	17 0	0 0	87 0		2 0	7 0	2 0	0 0	11 0		98 0	
THEFT RECV PROP OUT	3 0	17 0	1 0	0 0	21 0		0 0	4 0	1 0	0 0	5 0		26 0	
LIVESTOCK THEFT	2 0	7 0	3 0	0 0	12 0		0 0	3 0	0 0	0 0	3 0		15 0	
THEFT BY SHOPLIFTING	163 1	723 1	393 1	0 0	1279 1		298 14	1213 7	409 6	0 0	1920 8		3199 3	
ENTERING VEHICLE	489 4	672 1	99 0	0 0	1260 1		17 1	42 0	3 0	0 0	62 0		1322 1	
STEAL ALTER PUBLIC D	0 0	1 0	0 0	0 0	1 0		0 0	1 0	0 0	0 0	1 0		2 0	
ROBBERY	328 3	1214 2	276 1	0 0	1818 2		33 2	126 1	36 1	0 0	195 1		2013 2	
ARMED ROBBERY	29 0	468 1	172 1	0 0	669 1		2 0	39 0	12 0	0 0	53 0		722 1	
HIJACKING MOTOR VEHI	1 0	4 0	0 0	0 0	5 0		1 0	0 0	0 0	0 0	1 0		6 0	
CRIMINAL ATTEMPT ROB	19 0	68 0	16 0	0 0	103 0		2 0	7 0	1 0	0 0	10 0		113 0	
CRMNL ATMPT ARMED RO	13 0	49 0	5 0	0 0	67 0		0 0	2 0	0 0	0 0	2 0		69 0	
MISC. SEXUAL	2 0	26 0	26 0	0 0	54 0		0 0	3 0	0 0	0 0	3 0		57 0	
RAPE	9 0	149 0	102 0	0 0	260 0		0 0	0 0	0 0	0 0	0 0		260 0	
SODOMY	7 0	33 0	50 0	0 0	90 0		1 0	1 0	1 0	0 0	3 0		93 0	
AGGRAVATED SODOMY	6 0	42 0	80 0	0 0	128 0		0 0	0 0	0 0	0 0	0 0		128 0	
BESTIALITY	0 0	0 0	1 0	0 0	1 0		0 0	0 0	0 0	0 0	0 0		1 0	
SEDUCTION	0 0	1 0	1 0	0 0	2 0		0 0	1 0	0 0	0 0	1 0		3 0	
INCEST	3 0	22 0	85 0	0 0	110 0		0 0	3 0	6 0	0 0	9 0		119 0	
BIGAMY	0 0	2 0	4 0	0 0	6 0		0 0	2 0	0 0	0 0	2 0		8 0	
MARRY A BIGAMIST	0 0	0 0	0 0	0 0	0 0		0 0	1 0	0 0	0 0	1 0		1 0	
AGGRAVATED SEXUAL BA	4 0	21 0	26 0	0 0	51 0		0 0	1 0	1 0	0 0	2 0		53 0	
PANDERING BY COMPULS	0 0	1 0	1 0	0 0	2 0		0 0	0 0	0 0	0 0	0 0		2 0	
STATUTORY RAPE	257 2	677 1	54 0	0 0	988 1		1 0	19 0	3 0	0 0	23 0		1011 1	
CHILD MOLESTATION	137 1	935 2	1348 5	0 0	2420 3		8 0	52 0	24 0	0 0	84 0		2504 2	
ENTICING CHILD-INDEC	15 0	94 0	75 0	0 0	184 0		1 0	12 0	3 0	0 0	16 0		200 0	
AGGRAV. CHILD MOLEST	14 0	113 0	167 1	0 0	294 0		1 0	6 0	1 0	0 0	8 0		302 0	
NECROPHILIA	0 0	1 0	0 0	0 0	1 0		0 0	0 0	1 0	0 0	1 0		2 0	
SEXL/ASSLT/AGN/PERS/	1 0	20 0	9 0	0 0	30 0		0 0	2 0	0 0	0 0	2 0		32 0	
SEXUAL ASLT BY THERA	0 0	1 0	0 0	0 0	1 0		0 0	0 0	0 0	0 0	0 0		1 0	
SOLICIT SODOMY FROM	0 0	3 0	5 0	0 0	8 0		0 0	1 0	0 0	0 0	1 0		9 0	

(continued)

Probationer Statistical Profile

Sample: Active & admin probationers, not in facilities
Act probationers 07/29/2001

Requestor: Nancy Phillips, Statistician

MOST SERIOUS OFFENSE by current age & sex (CONTINUED)

MOST SERIOUS OFFENSE	Men						Women						Grand Total	%
	age 00-21	age 22-39	age 40-98	age UNKWN	Men Total	Men %	age 00-21	age 22-39	age 40-98	age UNKWN	Women Total	Women %		
CRIMINAL ATTPPT RAPE	2	29	15	0	46	0	0	0	0	0	0	46	0	
CRIMINAL ATTPPT SODOM	0	0	2	0	2	0	0	0	0	0	0	2	0	
CRIMINAL ATTPPT AGG S	0	1	1	0	2	0	0	0	0	0	0	2	0	
MISC. OBSCENITY	1	1	5	0	7	0	0	0	0	0	0	7	0	
DISTRIBUTING OBSCENE	0	2	1	0	3	0	0	0	0	0	0	3	0	
DISTR MAT DEPICT NUD	0	2	1	0	3	0	0	0	0	0	0	3	0	
MISC. PUBLIC ORDER	1	6	2	0	9	0	0	1	1	0	1	10	0	
TREASON	0	0	0	0	0	0	1	0	0	0	1	1	0	
INCITING TO INSURREC	1	1	0	0	2	0	0	0	0	0	0	2	0	
ADVOC.OVERTHROW OF G	0	0	1	0	1	0	0	0	0	0	0	1	0	
FALSE SWEARNG WRITTN	8	23	11	0	42	2	15	2	0	0	19	61	0	
ABUSE OF GOVT OFFICE	1	0	1	0	2	0	0	0	0	0	0	2	0	
BRIBERY GOVT OFFICER	0	10	14	0	24	0	5	3	0	0	8	32	0	
VIOLATE OATH PUBLIC	0	4	1	0	5	0	2	1	0	0	3	8	0	
INFLUENCE LEGISLATIV	0	0	1	0	1	0	0	0	0	0	0	1	0	
INFLUENCE GOVT OFFIC	0	2	0	0	2	0	0	0	0	0	0	2	0	
GOVT OFFCL SELL TO G	0	0	1	0	1	0	0	0	0	0	0	1	0	
DEFRAUDING STATE	0	20	34	0	54	0	201	124	2	0	325	379	0	
CONSPIRE RESTRAIN FR	0	1	0	0	1	0	1	0	0	0	1	2	0	
FALSE CERTIFICATES	0	5	3	0	8	0	4	0	0	0	4	12	0	
INFLUENCING WITNESS	2	11	7	0	20	0	6	2	0	0	8	28	0	
OBSTR OF LAW ENF OFF	198	1252	431	0	1881	36	226	101	1	0	363	2244	2	
MISC JUDICIAL PROCEE	0	0	2	0	2	1	1	0	0	0	2	4	0	
PERJURY	1	11	12	0	24	2	9	2	0	0	13	37	0	
FALSE SWEARING	2	18	9	0	29	1	12	6	0	0	19	48	0	
SUBORNATION OF PERJU	0	0	1	0	1	0	0	1	0	0	1	2	0	
IMPERSONATION	1	14	1	0	16	2	4	2	0	0	8	24	0	
IMPERSONATING OFFICE	4	38	15	0	57	0	2	0	0	0	2	59	0	
BARRATRY	1	6	0	0	7	0	0	0	0	0	0	7	0	
EMBRACERY	0	0	1	0	1	0	2	0	0	0	2	3	0	
FALSE STATEMENTS GOV	19	71	48	0	138	11	59	19	0	0	89	227	0	
UNAUTH REPRESTN PEAC	0	0	1	0	1	0	0	0	0	0	0	1	0	
IMPRSNTNG ANTHR RBAL	0	0	0	0	0	0	2	1	0	0	3	3	0	
ESCAPE	14	135	55	0	204	0	20	7	0	0	27	231	0	
AIDING ESCAPE	0	4	0	0	4	0	11	4	0	0	15	19	0	

(continued)

Probationer Statistical Profile

Sample: Active & admin probationers, not in facilities
Act probationers 07/29/2001

Requestor: Nancy Phillips, Statistician

MOST SERIOUS OFFENSE by current age & sex (CONTINUED)

MOST SERIOUS OFFENSE	Men						Women						Grand Total	%								
	age 00-21	age 22-39	age 40-98	age UNKWN	Men Total	Men %	age 00-21	age 22-39	age 40-98	age UNKWN	Women Total	Women %										
HINDERING APPREH OR	20	0	68	0	21	0	0	0	109	0	4	0	43	0	29	0	0	0	76	0	185	0
COMPOUNDING A CRIME	1	0	1	0	0	0	0	0	2	0	0	0	3	0	0	0	0	0	3	0	5	0
BAIL JUMPING	2	0	18	0	9	0	0	0	29	0	0	0	2	0	1	0	0	0	3	0	32	0
CRIMINAL ATTEMPT ESC	1	0	2	0	2	0	0	0	5	0	0	0	1	0	0	0	0	0	1	0	6	0
FALSE PUBLIC ALARM	9	0	13	0	0	0	0	0	22	0	2	0	5	0	1	0	0	0	8	0	30	0
CRIM INTER WITH GOV'T	51	0	175	0	61	0	0	0	287	0	7	0	23	0	11	0	0	0	41	0	328	0
MISC. GAMBLING/RELAT	0	0	1	0	0	0	0	0	1	0	0	0	0	0	0	0	0	0	0	0	1	0
COMMERICAL GAMBLING	0	0	1	0	9	0	0	0	10	0	0	0	3	0	3	0	0	0	6	0	16	0
COMMUNICATING GAMBL	0	0	2	0	5	0	0	0	7	0	0	0	0	0	0	0	0	0	0	0	7	0
BRIBERY OF CONTESTAN	0	0	2	0	1	0	0	0	3	0	0	0	1	0	0	0	0	0	1	0	4	0
GAMBLING ACT ON BUSI	0	0	0	0	1	0	0	0	1	0	0	0	1	0	1	0	0	0	2	0	3	0
DOGFIGHTING	3	0	15	0	1	0	0	0	19	0	0	0	0	0	2	0	0	0	2	0	21	0
LOTTERY VIOLATION	2	0	3	0	1	0	0	0	6	0	1	0	8	0	2	0	0	0	11	0	17	0
BOARDING BUS W/CONCL	1	0	3	0	1	0	0	0	5	0	1	0	1	0	0	0	0	0	2	0	7	0
CRUELTY TO CHILDREN	23	0	510	1	279	1	0	0	812	1	21	1	406	2	115	2	0	0	542	2	1354	1
SEX EXPLOITATION CHI	2	0	16	0	25	0	0	0	43	0	1	0	3	0	1	0	0	0	5	0	48	0
ABANDONMENT OF CHILD	0	0	28	0	29	0	0	0	57	0	0	0	3	0	2	0	0	0	5	0	62	0
CNTRBTNG DELINQENCY	0	0	4	0	2	0	0	0	6	0	0	0	4	0	1	0	0	0	5	0	11	0
MISC WEAPON/EXPLOSIV	14	0	14	0	4	0	0	0	32	0	1	0	1	0	0	0	0	0	2	0	34	0
CARRY CONCEALED WEAP	19	0	89	0	26	0	0	0	134	0	0	0	7	0	0	0	0	0	7	0	141	0
CARRY PISTL WITHOUT	3	0	6	0	1	0	0	0	10	0	0	0	0	0	1	0	0	0	1	0	11	0
ALTER PISTL LICENSE	0	0	3	0	1	0	0	0	4	0	0	0	0	0	0	0	0	0	0	0	4	0
POSS OF FIREARM DUR	14	0	74	0	54	0	0	0	142	0	1	0	8	0	7	0	0	0	16	0	158	0
POSS OF CERTAIN WEAP	26	0	76	0	56	0	0	0	158	0	3	0	4	0	2	0	0	0	9	0	167	0
POSS FIREARM CONVCT	8	0	508	1	469	2	0	0	985	1	0	0	21	0	19	0	0	0	40	0	1025	1
CARRYING WEAPON AT S	104	1	59	0	3	0	0	0	166	0	13	1	5	0	1	0	0	0	19	0	185	0
GUARD LINE WITH WEAP	1	0	1	0	1	0	0	0	3	0	0	0	0	0	1	0	0	0	1	0	4	0
POSS WEAPON BY PRISO	1	0	5	0	1	0	0	0	7	0	0	0	0	0	0	0	0	0	0	0	7	0
MISUSE FIREARM HUNTI	0	0	1	0	1	0	0	0	2	0	0	0	0	0	0	0	0	0	0	0	2	0
CRUELTY TO ANIMALS	1	0	1	0	0	0	0	0	2	0	0	0	0	0	0	0	0	0	0	0	2	0
MISC INVASION OF PRI	0	0	1	0	2	0	0	0	3	0	0	0	1	0	1	0	0	0	2	0	5	0
EAVESDROP & SURVEILL	0	0	7	0	7	0	0	0	14	0	0	0	0	0	1	0	0	0	1	0	15	0
PEEPING TOM	6	0	77	0	38	0	0	0	121	0	0	0	1	0	0	0	0	0	1	0	122	0
P/S/D OF EAVESDROP D	0	0	2	0	0	0	0	0	2	0	0	0	0	0	0	0	0	0	0	0	2	0
RACKETEERING	0	0	6	0	20	0	0	0	26	0	0	0	4	0	4	0	0	0	8	0	34	0

(continued)

Probationer Statistical Profile

Sample: Active & admin probationers, not in facilities
Act probationers 07/29/2001

Requestor: Nancy Phillips, Statistician

MOST SERIOUS OFFENSE by current age & sex (CONTINUED)

MOST SERIOUS OFFENSE	Men						Women						Grand Total	%									
	age 00-21	age 22-39	age 40-98	age UNKWN	Men Total	Men %	age 00-21	age 22-39	age 40-98	age UNKWN	Women Total	Women %											
S/D NARCOTICS, OPIAT	37	0	368	1	198	1	0	0	0	603	1	1	0	67	0	44	1	0	0	112	0	715	1
S/D DEP,STIM,CNTRF D	32	0	208	0	123	0	0	0	0	363	0	2	0	36	0	27	0	0	0	65	0	428	0
SALE-DIST OF LSD	9	0	23	0	1	0	0	0	0	33	0	1	0	0	0	1	0	0	0	2	0	35	0
SALE/DIST OF MARIJUA	293	3	1365	2	398	1	0	0	0	2056	2	22	1	210	1	95	1	0	0	327	1	2383	2
S/D OF ALCOHOLIC IN	0	0	1	0	3	0	0	0	0	4	0	0	0	0	0	1	0	0	0	1	0	5	0
POSS NARCOTICS, OPIA	71	1	536	1	324	1	0	0	0	931	1	14	1	150	1	91	1	0	0	255	1	1186	1
POSS DEP,STIM,CNTRF	43	0	487	1	236	1	0	0	0	766	1	13	1	183	1	81	1	0	0	277	1	1043	1
POSS OF L.S.D.	27	0	76	0	5	0	0	0	0	108	0	1	0	8	0	3	0	0	0	12	0	120	0
POSS OF MARIJUANA	292	3	1283	2	382	1	0	0	0	1957	2	38	2	217	1	115	2	0	0	370	1	2327	2
ILLEGAL POSS/MANF LI	2	0	4	0	6	0	0	0	0	12	0	0	0	0	0	0	0	0	0	0	0	12	0
ILLEGAL ATTM TO OBT	3	0	56	0	40	0	0	0	0	99	0	3	0	99	1	88	1	0	0	190	1	289	0
VIOLATE GA CNTRL SBS	1457	13	9727	17	4418	16	0	0	0	15602	17	180	8	2351	14	1243	18	0	0	3774	15	19376	16
VIOLATE DNGROUS DRGS	17	0	60	0	20	0	0	0	0	97	0	2	0	24	0	13	0	0	0	39	0	136	0
UNLWFL MFG/DEL/DIST	4	0	47	0	37	0	0	0	0	88	0	1	0	5	0	5	0	0	0	11	0	99	0
POSS DRUG RELATED MA	3	0	22	0	8	0	0	0	0	33	0	0	0	16	0	5	0	0	0	21	0	54	0
SALE/DIST CONT SUB P	13	0	51	0	15	0	0	0	0	79	0	0	0	12	0	6	0	0	0	18	0	97	0
SALE/DIST CONT SUB S	7	0	34	0	7	0	0	0	0	48	0	0	0	6	0	0	0	0	0	6	0	54	0
SALE/DISTRIBUTION CO	319	3	1866	3	661	2	0	0	0	2846	3	23	1	288	2	158	2	0	0	469	2	3315	3
POSSESSION OF COCAIN	653	6	3917	7	1913	7	0	0	0	6483	7	78	4	881	5	466	7	0	0	1425	6	7908	7
CRMNL ATPT VIOL SUBS	17	0	220	0	169	1	0	0	0	406	0	6	0	88	1	73	1	0	0	167	1	573	0
MISC. DRUGS TRAFFICK	2	0	40	0	24	0	0	0	0	66	0	0	0	12	0	5	0	0	0	17	0	83	0
COCAINE LESS 200 GRA	11	0	220	0	158	1	0	0	0	389	0	3	0	44	0	47	1	0	0	94	0	483	0
COCAINE 201-400 GRAM	3	0	27	0	24	0	0	0	0	54	0	0	0	7	0	3	0	0	0	10	0	64	0
COCAINE 401 OR MORE	0	0	5	0	10	0	0	0	0	15	0	0	0	1	0	3	0	0	0	4	0	19	0
NARCOTICS LESS 14 GR	0	0	1	0	2	0	0	0	0	3	0	1	0	0	0	0	0	0	0	1	0	4	0
NARCOTICS 15-28 GRAM	1	0	4	0	0	0	0	0	0	5	0	0	0	1	0	0	0	0	0	1	0	6	0
NARCOTICS 29 MORE GR	0	0	2	0	1	0	0	0	0	3	0	0	0	0	0	1	0	0	0	1	0	4	0
MARIJUANA 101-2000 P	1	0	16	0	22	0	0	0	0	39	0	1	0	4	0	4	0	0	0	9	0	48	0
MARIJUANA 2001-10000	0	0	4	0	0	0	0	0	0	4	0	0	0	1	0	0	0	0	0	1	0	5	0
MARIJUANA 10001 LBS	1	0	3	0	3	0	0	0	0	7	0	0	0	1	0	0	0	0	0	1	0	8	0
TRFFKNG METHAQUALONE	0	0	4	0	4	0	0	0	0	8	0	1	0	1	0	2	0	0	0	4	0	12	0
TRFFKNG MTHAQUALONE>	0	0	2	0	3	0	0	0	0	5	0	0	0	1	0	0	0	0	0	1	0	6	0
AMPHETAMINE 28-199 G	0	0	13	0	5	0	0	0	0	18	0	0	0	2	0	3	0	0	0	5	0	23	0
AMPHETAMINE 200-399	0	0	2	0	4	0	0	0	0	6	0	0	0	0	0	1	0	0	0	1	0	7	0
AMPHETAMINE 400+ GRA	0	0	0	0	0	0	0	0	0	0	0	0	0	1	0	0	0	0	0	1	0	1	0

(continued)

Probationer Statistical Profile

Sample: Active & admin probationers, not in facilities
Act probationers 07/29/2001

Requestor: Nancy Phillips, Statistician

MOST SERIOUS OFFENSE by current age & sex (CONTINUED)

MOST SERIOUS OFFENSE	Men					Women					Grand Total	%
	age 00-21	age 22-39	age 40-98	age UNKWN	Men Total	age 00-21	age 22-39	age 40-98	age UNKWN	Women Total		
TRANSACTIONS DRUG OB	1 0	1 0	0 0	0 0	2 0	0 0	1 0	0 0	0 0	1 0	3 0	
TRANSACTIONS CNTRFT	1 0	3 0	0 0	0 0	4 0	0 0	1 0	1 0	0 0	2 0	6 0	
USE COMM FACLTY VIO	2 0	6 0	5 0	0 0	13 0	0 0	1 0	2 0	0 0	3 0	16 0	
ATT/CONSPRCY COMMT C	2 0	31 0	15 0	0 0	48 0	2 0	15 0	13 0	0 0	30 0	78 0	
UNATHZD DIST CONTRLL	2 0	2 0	6 0	0 0	10 0	0 0	1 0	2 0	0 0	3 0	13 0	
ILLGL DIST CONTRLLD	0 0	10 0	6 0	0 0	16 0	0 0	3 0	1 0	0 0	4 0	20 0	
VIOL MOTOR VEHICLE L	13 0	137 0	107 0	0 0	257 0	1 0	27 0	14 0	0 0	42 0	299 0	
ALTER CAR TITLE	0 0	1 0	6 0	0 0	7 0	0 0	0 0	0 0	0 0	0 0	7 0	
DRVNG HABTL VIOLATOR	1 0	1433 3	1628 6	0 0	3062 3	1 0	113 1	123 2	0 0	237 1	3299 3	
HABIT TRAF VOIL/IMPA	1 0	211 0	209 1	0 0	421 0	0 0	18 0	31 0	0 0	49 0	470 0	
HABIT TRAF VIOL/OTHE	2 0	218 0	184 1	0 0	404 0	0 0	12 0	18 0	0 0	30 0	434 0	
DSTL ALCOHOL BEVERAG	0 0	0 0	4 0	0 0	4 0	0 0	0 0	1 0	0 0	1 0	5 0	
POSS UNAUTHORIZED ST	0 0	0 0	0 0	0 0	0 0	0 0	1 0	0 0	0 0	1 0	1 0	
POSS CONTRABAND ARTI	2 0	2 0	2 0	0 0	6 0	0 0	2 0	0 0	0 0	2 0	8 0	
TRNSPRT CONTRABAND A	0 0	1 0	0 0	0 0	1 0	0 0	0 0	1 0	0 0	1 0	2 0	
MISC. MRALS/PBLIC H/	1 0	4 0	4 0	0 0	9 0	0 0	1 0	1 0	0 0	2 0	11 0	
VIOLATN GAME AND FIS	0 0	1 0	0 0	0 0	1 0	0 0	0 0	0 0	0 0	0 0	1 0	
MISC CORRECTIONL INS	3 0	7 0	2 0	0 0	12 0	0 0	6 0	1 0	0 0	7 0	19 0	
VIOLATION OTHR STATE	39 0	182 0	81 0	0 0	302 0	12 1	77 0	30 0	0 0	119 0	421 0	
CONSPIRACY	15 0	43 0	13 0	0 0	71 0	3 0	33 0	7 0	0 0	43 0	114 0	
CRIMINAL ATTEMPT	42 0	197 0	124 0	0 0	363 0	8 0	64 0	39 1	0 0	111 0	474 0	
AIRCRAFT HIJACKING	0 0	2 0	0 0	0 0	2 0	0 0	0 0	0 0	0 0	0 0	2 0	
UNAUTH DIST RECRD DE	76 1	659 1	354 1	0 0	1089 1	14 1	170 1	78 1	0 0	262 1	1351 1	
NONPYMT AGR NVL STOR	157 1	1368 2	728 3	0 0	2253 2	33 2	342 2	155 2	0 0	530 2	2783 2	
CRIMINAL SOLICITATIO	833 8	4827 9	2278 8	0 0	7938 8	100 5	940 6	517 7	0 0	1557 6	9495 8	
PARTY TO A CRIME	117 1	440 1	214 1	0 0	771 1	11 1	136 1	70 1	0 0	217 1	988 1	
CRIMINAL TRESPASSING	415 4	1759 3	853 3	0 0	3027 3	117 5	586 4	281 4	0 0	984 4	4011 3	
HIRE JUVENILE SELL D	212 2	777 1	358 1	0 0	1347 1	44 2	218 1	108 2	0 0	370 1	1717 1	
GANG PARTICIPATION	281 3	1309 2	619 2	0 0	2209 2	41 2	355 2	145 2	0 0	541 2	2750 2	

(continued)

Probationer Statistical Profile

Sample: Active & admin probationers, not in facilities
Act probationers 07/29/2001

Requestor: Nancy Phillips, Statistician

MOST SERIOUS OFFENSE by current age & sex (CONTINUED)

MOST SERIOUS OFFENSE	M e n					W o m e n					Grand Total %
	age 00-21 %	age 22-39 %	age 40-98 %	age UNKWN %	Men Total %	age 00-21 %	age 22-39 %	age 40-98 %	age UNKWN %	Women Total %	
Total reported	13391	69045	33045	0	115481	2602	19564	8632	0	30798	146279
Percent Reported	118.4	119.1	119.4		119.1	115.9	116.2	118.4		116.8	118.6
NOT REPORTED	354	1701	825	0	2880	87	558	247	0	892	3772
Total	11313	57958	27672	0	96943	2245	16832	7290	0	26367	123310

Probationer Statistical Profile

Sample: Active & admin probationers, not in facilities
Act probationers 07/29/2001

Requestor: Nancy Phillips, Statistician

MOST SERIOUS CRIME TYPE by current age & sex

CRIME TYPE	Men					Women					Grand Total	%
	age 00-21	age 22-39	age 40-98	age UNKWN	Men Total	age 00-21	age 22-39	age 40-98	age UNKWN	Women Total		
VIOL/PERSN	1253	8720	4572	0	14545	257	1856	772	0	2885	17430	14
NVIOL/PERS	143	248	177	0	568	18	38	17	0	73	641	1
PROPERTY	5260	19369	7088	0	31717	1403	8871	3187	0	13461	45178	37
DRUG SALES	741	4379	1738	0	6858	58	725	425	0	1208	8066	7
DRUG POSSN	2684	16618	7588	0	26890	354	4095	2210	0	6659	33549	27
ALCOHOL	9	13	23	0	45	0	3	3	0	6	51	0
HABIT/DUI	76	2553	2535	0	5164	16	280	257	0	553	5717	5
SEX OFFEND	475	2215	2105	0	4795	13	107	41	0	161	4956	4
OTHER	672	3843	1846	0	6361	126	857	378	0	1361	7722	6
Total reported	11313	57958	27672	0	96943	2245	16832	7290	0	26367	123310	
Percent Reported	100.0	100.0	100.0		100.0	100.0	100.0	100.0		100.0	100.0	
NOT REPORTED	0	0	0	0	0	0	0	0	0	0	0	
Total	11313	57958	27672	0	96943	2245	16832	7290	0	26367	123310	