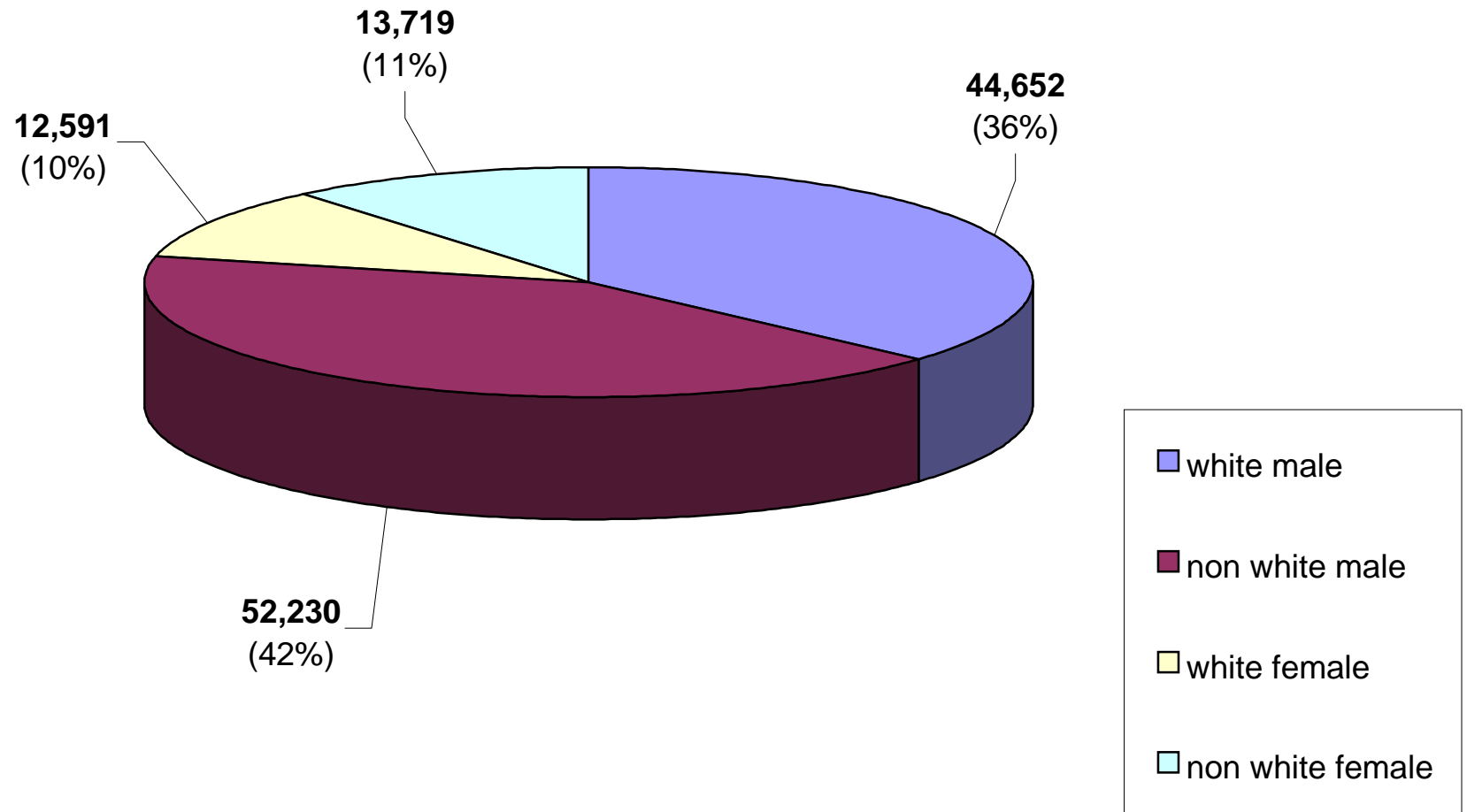
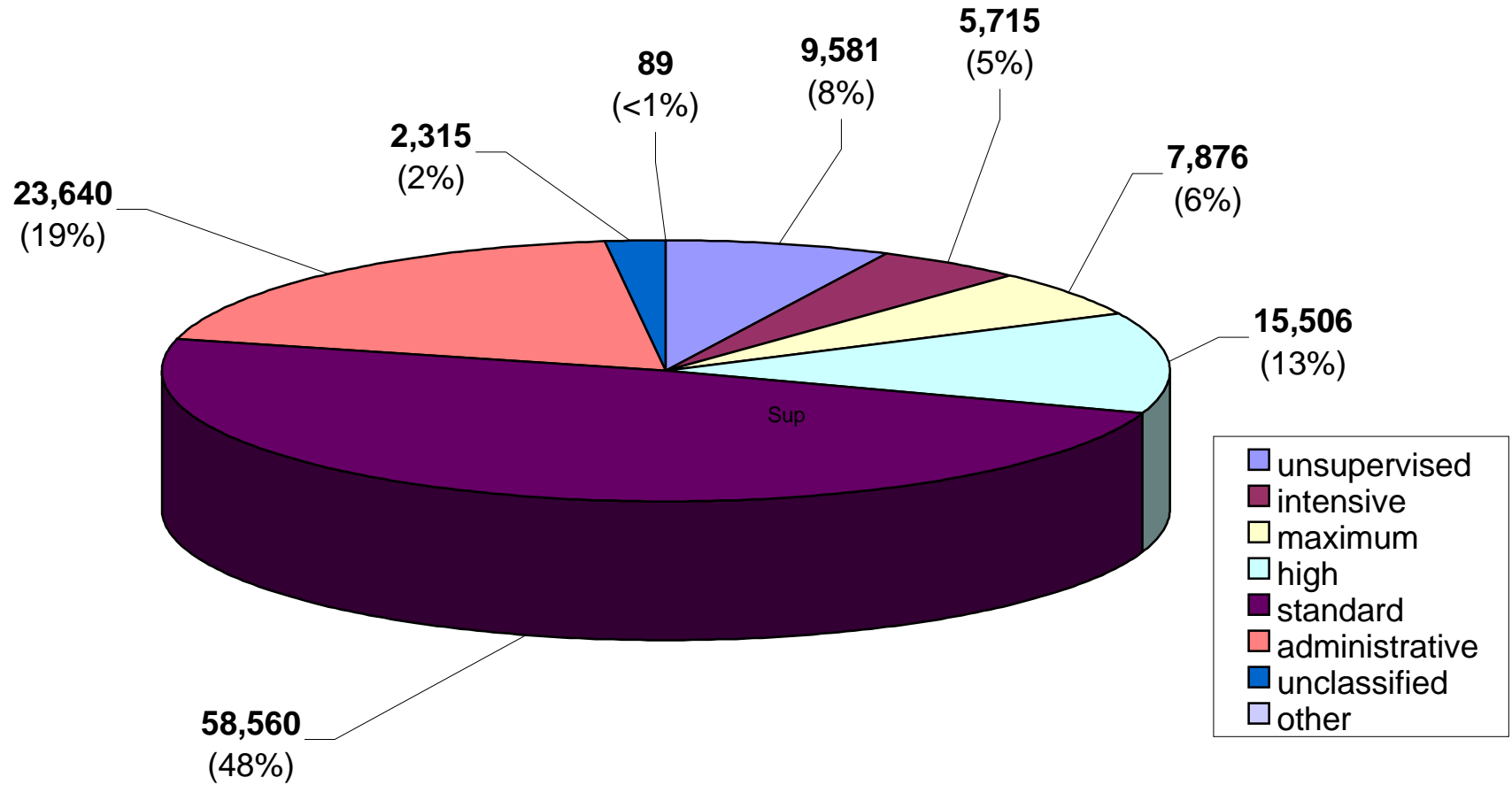


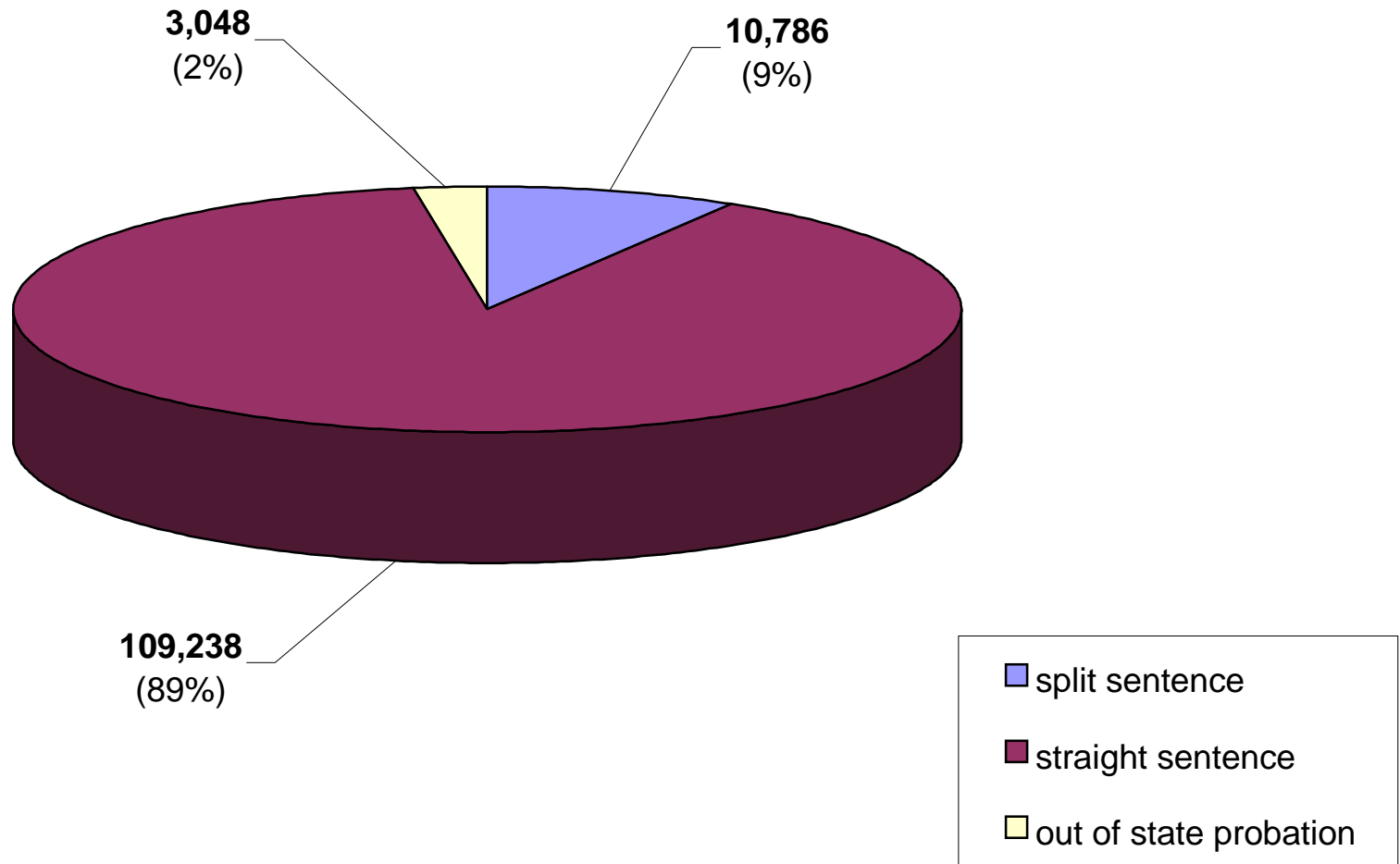
## Active Probationers By Race & Gender



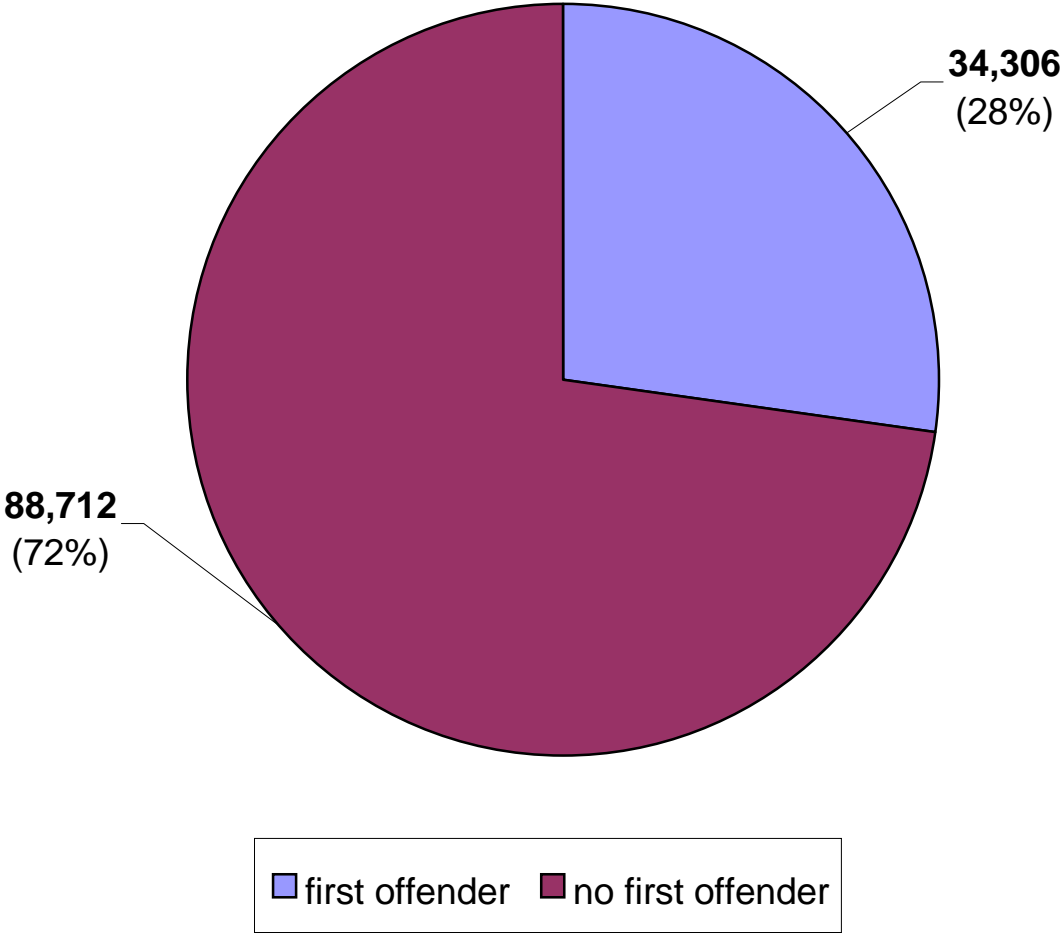
## Active Probationers By Current Supervision Type



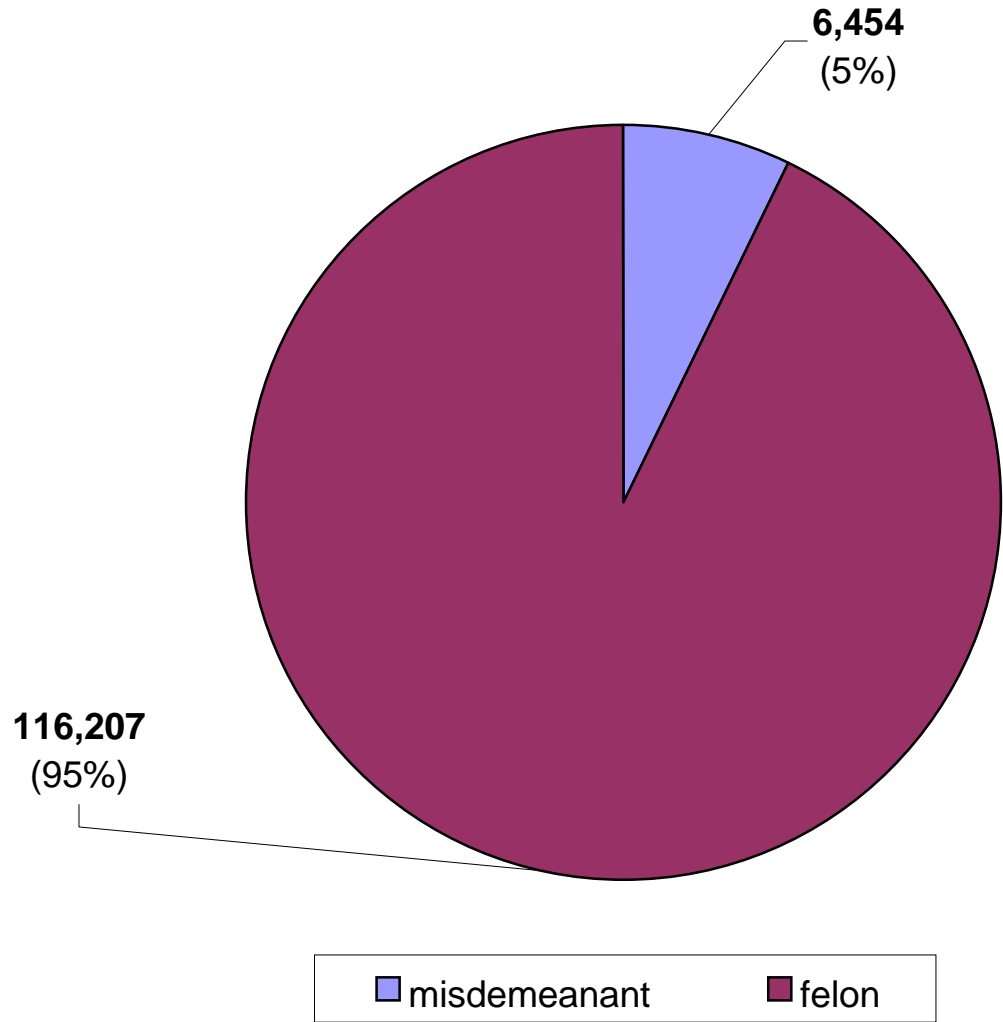
## Active Probationers By Case Type



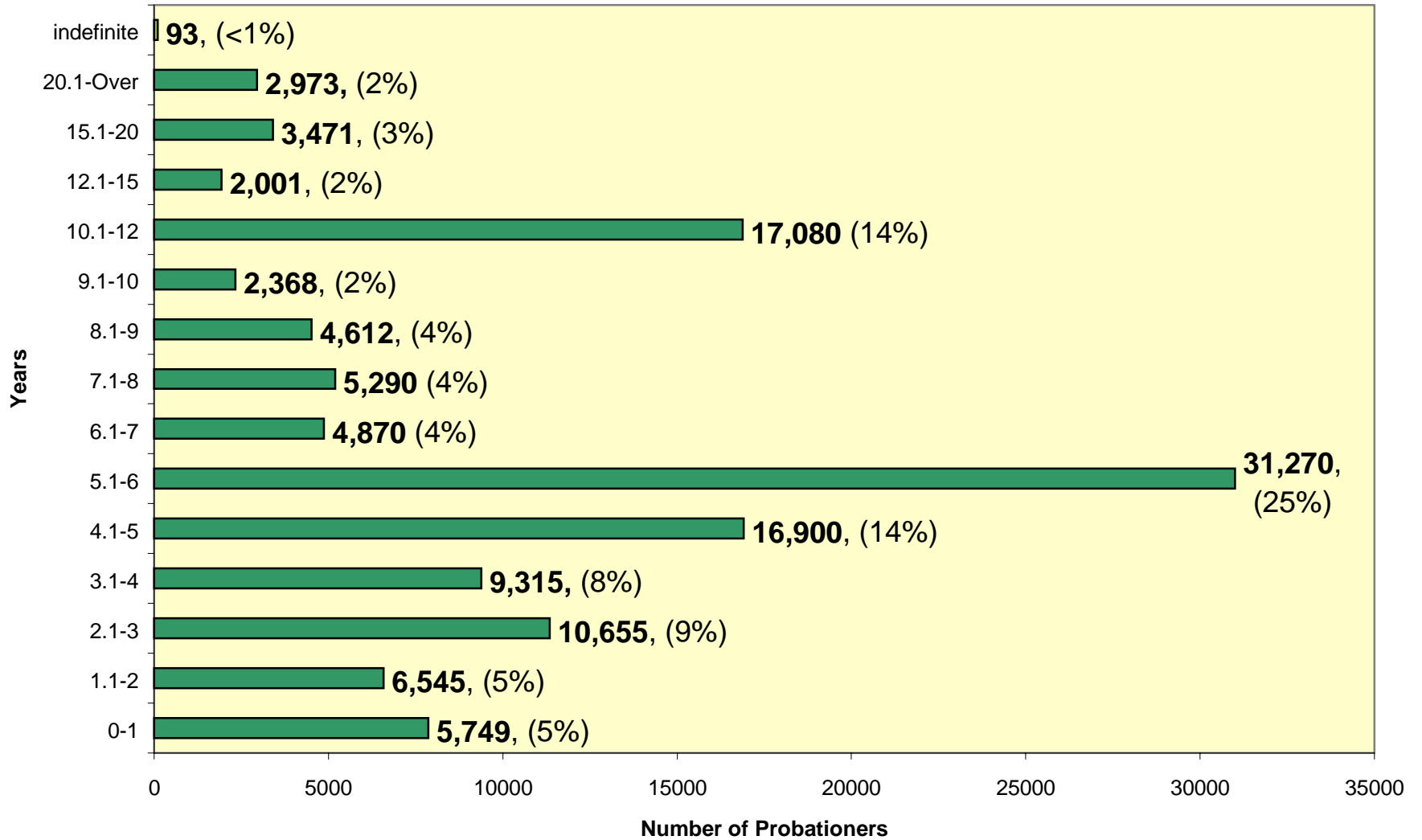
# Active Probationers By First Offender Status



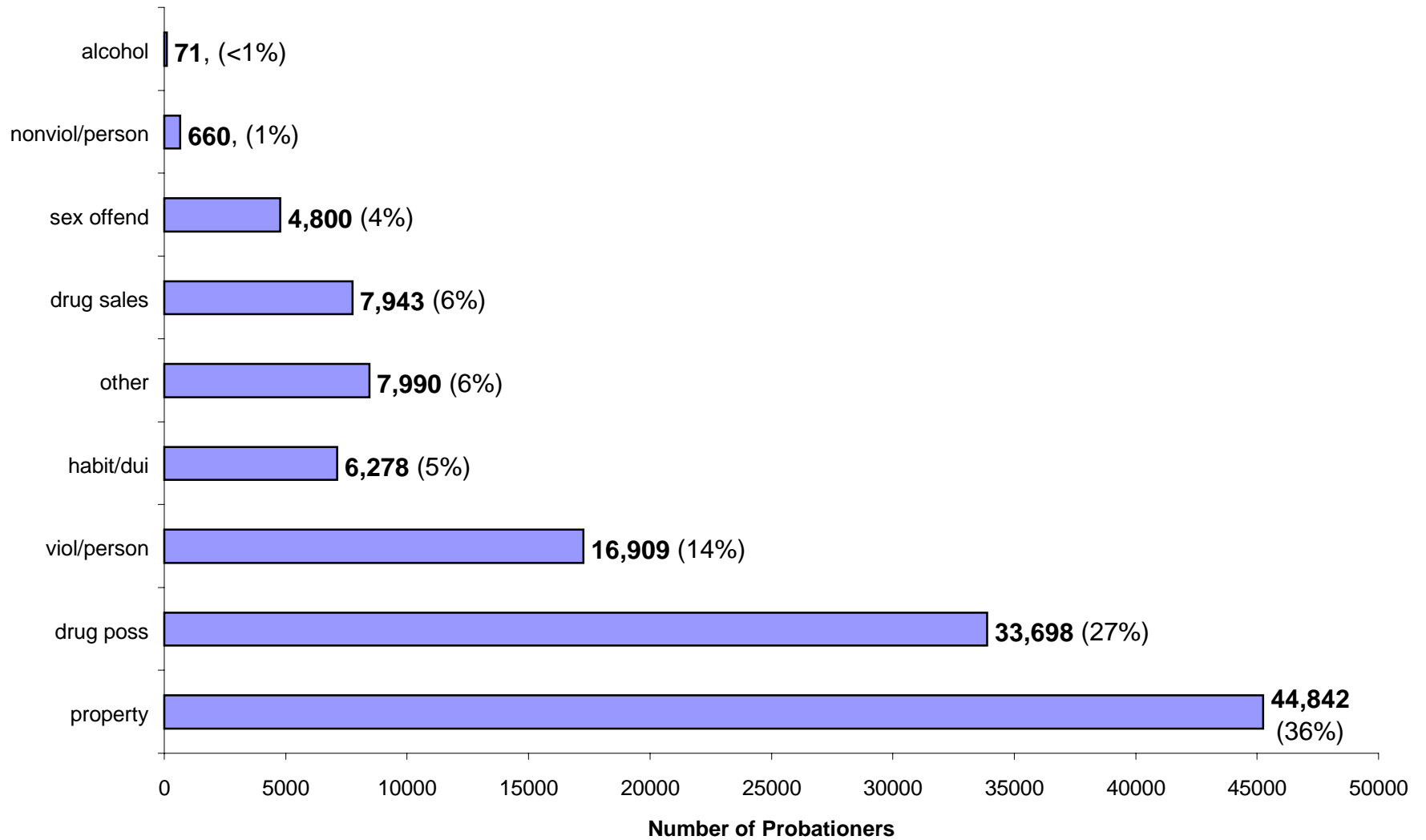
### Active Probationer By Sentence Type



## Active Probationers By Sentence Length



## Active Probationers by Crime Type



Probationer Statistical Profile

Table of contents for Active & admin probationers, not in facilities

Title	Page
-----	----
RACE AND SEX	2
CURRENT SUPERVISION TYPE	3
ORIGINAL SUPERVISION TYPE	4
TOTAL RISK SCORE	5
TOTAL NEED SCORE	6
COUNTY OF CONVICTION	7
CIRCUIT OF CONVICTION	12
CIRCUIT OF CURRENT SUPERVISION	14
SENTENCE LENGTH	16
TIME SERVED	17
TIME LEFT TO SERVE	18
CASE TYPE	19
RELEASE TYPE	20
FIRST OFFENDER STATUS	21
TYPE PROBATIONER	22
MOST SERIOUS CRIME BY GROUP	23
MOST SERIOUS OFFENSE	24
MOST SERIOUS CRIME TYPE	34



Probationer Statistical Profile

Sample: Active & admin probationers, not in facilities Requestor: Statistics  
 Act probationers 05/22/2001

RACE AND SEX by current age & sex

RACE AND SEX	M e n					W o m e n					Grand Total %
	age 00-21 %	age 22-39 %	age 40-98 %	age UNKWN %	Men Total %	age 00-21 %	age 22-39 %	age 40-98 %	age UNKWN %	Women Total %	
WHITE MALE	5110 44	25871 45	13583 50	88 67	44652 46	0 0	0 0	0 0	0 0	0 0	44652 36
NON WHITE MALE	6531 56	31895 55	13760 50	44 33	52230 54	0 0	0 0	0 0	0 0	0 0	52230 42
WHITE FEMALE	0 0	0 0	0 0	0 0	0 0	1023 44	7849 47	3708 52	11 55	12591 48	12591 10
NON WHITE FEMALE	0 0	0 0	0 0	0 0	0 0	1314 56	8952 53	3444 48	9 45	13719 52	13719 11
Total reported	11641	57766	27343	132	96882	2337	16801	7152	20	26310	123192
Percent Reported	100.0	100.0	100.0	100.0	100.0	100.0	100.0	100.0	100.0	100.0	100.0
NOT REPORTED	0	0	1	0	1	0	0	0	0	0	1
Total	11641	57766	27344	132	96883	2337	16801	7152	20	26310	123193
AVERAGE W-AGE	19.85	29.78	47.54	***	33.60	19.88	30.45	46.24	***	33.80	33.65

\*\*\* Average age excludes missing dates of birth

Probationer Statistical Profile

Sample: Active & admin probationers, not in facilities  
Act probationers 05/22/2001

Requestor: Statistics

CURRENT SUPERVISION TYPE by current age & sex

SUPERVISION TYPE	Men								Women								Grand Total %
	age 00-21 %	age 22-39 %	age 40-98 %	age UNKWN %	Men Total %	age 00-21 %	age 22-39 %	age 40-98 %	age UNKWN %	Women Total %							
UNSUPERVISED	336 3	4666 8	2543 9	12 9	7557 8	71 3	1299 8	651 9	3 15	2024 8	9581 8						
WARRANT	0 0	3 0	0 0	0 0	3 0	0 0	0 0	0 0	0 0	0 0	3 0						
BC AFTERCARE	0 0	0 0	0 0	0 0	0 0	0 0	0 0	0 0	0 0	0 0	0 0						
HOME CONFINEMENT	0 0	4 0	1 0	0 0	5 0	0 0	1 0	0 0	0 0	1 0	6 0						
INTENSIVE	946 8	2664 5	977 4	4 3	4591 5	115 5	762 5	245 3	2 10	1124 4	5715 5						
MAXIMUM	784 7	4115 7	1962 7	12 9	6873 7	67 3	672 4	264 4	0 0	1003 4	7876 6						
HIGH	1676 14	7879 14	3608 13	11 8	13174 14	204 9	1523 9	604 8	1 5	2332 9	15506 13						
MEDIUM	0 0	0 0	0 0	0 0	0 0	0 0	0 0	0 0	0 0	0 0	0 0						
STANDARD	6429 55	25287 44	11523 42	67 51	43306 45	1658 71	9648 57	3936 55	12 60	15254 58	58560 48						
ADMINISTRATIVE	1277 11	12003 21	6133 22	24 18	19437 20	208 9	2652 16	1341 19	2 10	4203 16	23640 19						
FINANCIAL	1 0	16 0	60 0	0 0	77 0	0 0	1 0	1 0	0 0	2 0	79 0						
OBSOLETE CODES	0 0	0 0	0 0	0 0	0 0	0 0	0 0	0 0	0 0	0 0	0 0						
UNCLASSIFIED	192 2	1129 2	537 2	2 2	1860 2	14 1	243 1	110 2	0 0	367 1	2227 2						
Total reported	11641	57766	27344	132	96883	2337	16801	7152	20	26310	123193						
Percent Reported	100.0	100.0	100.0	100.0	100.0	100.0	100.0	100.0	100.0	100.0	100.0						
NOT REPORTED	0	0	0	0	0	0	0	0	0	0	0						
Total	11641	57766	27344	132	96883	2337	16801	7152	20	26310	123193						

\* NOTE: IN MARCH, 1994 COMMUNITY CORRECTIONS REDEFINED THEIR TYPES. MEDIMUM AND MINIMUM WERE COLLAPSED INTO STANDARD AND MAXIMUM WAS COMBINED WITH HIGH

Probationer Statistical Profile

Sample: Active & admin probationers, not in facilities  
Act probationers 05/22/2001

Requestor: Statistics

ORIGINAL SUPERVISION TYPE by current age & sex

SUPERVISION TYPE	Men				Women				Grand Total	%											
	age 00-21	age 22-39	age 40-98	age UNKWN	age 00-21	age 22-39	age 40-98	age UNKWN													
UNSUPERVISED	0	0	1	0	5	0	0	0	0	0	0	6	0								
WARRANT	0	0	2	0	1	0	0	0	0	0	0	3	0								
BC AFTERCARE	0	0	63	0	1	0	0	0	0	0	0	64	0								
HOME CONFINEMENT	1	0	19	0	7	0	0	0	0	0	0	27	0								
INTENSIVE	1248	11	5256	9	2177	8	24	18	136	6	1401	8	582	8	4	20	2123	8	10828	9	
MAXIMUM	692	6	4720	8	2864	10	16	12	73	3	794	5	365	5	0	0	1232	5	9524	8	
HIGH	1721	15	10306	18	5090	19	17	13	220	9	2115	13	961	13	2	10	3298	13	20432	17	
MEDIUM	2	0	532	1	416	2	0	0	0	0	140	1	145	2	0	0	285	1	1235	1	
STANDARD	6987	60	27714	48	12294	45	63	48	1816	78	10652	63	4213	59	13	65	16694	63	63752	52	
ADMINISTRATIVE	712	6	5185	9	2556	9	8	6	76	3	921	5	489	7	1	5	1487	6	9948	8	
FINANCIAL	1	0	25	0	69	0	0	0	0	0	1	0	2	0	0	0	3	0	98	0	
OBSOLETE CODES	0	0	0	0	0	0	0	0	0	0	0	0	0	0	0	0	0	0	0	0	
UNCLASSIFIED	277	2	3943	7	1864	7	4	3	16	1	774	5	394	6	0	0	1184	5	7272	6	
Total reported	11641		57766		27344		132		96883		2337		16801		7152		20		26310		123193
Percent Reported	100.0		100.0		100.0		100.0		100.0		100.0		100.0		100.0		100.0		100.0		100.0
NOT REPORTED	0		0		0		0		0		0		0		0		0		0		0
Total	11641		57766		27344		132		96883		2337		16801		7152		20		26310		123193

\* NOTE: IN MARCH, 1994 COMMUNITY CORRECTIONS REDEFINED THEIR TYPES. MEDIUM AND MINIMUM WERE COLLAPSED INTO STANDARD AND MAXIMUM WAS COMBINED WITH HIGH

Probationer Statistical Profile

Sample: Active & admin probationers, not in facilities  
Act probationers 05/22/2001

Requestor: Statistics

TOTAL RISK SCORE by current age & sex

SCORE	M e n					W o m e n					Grand Total %
	age 00-21 %	age 22-39 %	age 40-98 %	age UNKWN %	Men Total %	age 00-21 %	age 22-39 %	age 40-98 %	age UNKWN %	Women Total %	
< 00 (ADMIN.)	0 0	0 0	0 0	0 0	0 0	0 0	0 0	0 0	0 0	0 0	0 0
00-07 (MINIMUM)	0 0	220 0	224 1	0 0	444 0	1 0	73 0	122 2	0 0	196 1	640 1
08-14 (MEDIUM)	1 0	565 1	395 2	0 0	961 1	0 0	149 1	120 2	0 0	269 1	1230 1
15-24 (HIGH)	2 0	769 1	716 3	0 0	1487 2	0 0	162 1	135 2	0 0	297 1	1784 2
25 & OVER (MAXIMUM)	2 0	651 1	576 2	0 0	1229 1	2 0	74 0	60 1	0 0	136 1	1365 1
NO SCORE, DIRECT ASG	11433100	51326 96	23307 92	130100	86196 95	2319100	15347 97	6183 93	20100	23869 96	110065 96
Total reported	11438	53531	25218	130	90317	2322	15805	6620	20	24767	115084
Percent Reported	98.3	92.7	92.2	98.5	93.2	99.4	94.1	92.6	100.0	94.1	93.4
NOT REPORTED	203	4235	2126	2	6566	15	996	532	0	1543	8109
Total	11641	57766	27344	132	96883	2337	16801	7152	20	26310	123193

\* NOTE: IN MARCH, 1990 THE CATEGORIES "DIRECT ASSIGNMENT TO SUPERVISION LEVEL" AND "NEGATIVE SCORES, ADMINISTRATIVE LEVEL" WERE ADDED TO RISK & NEED

Probationer Statistical Profile

Sample: Active & admin probationers, not in facilities  
Act probationers 05/22/2001

Requestor: Statistics

TOTAL NEED SCORE by current age & sex

SCORE	M e n					W o m e n					Grand Total %
	age 00-21 %	age 22-39 %	age 40-98 %	age UNKWN %	Men Total %	age 00-21 %	age 22-39 %	age 40-98 %	age UNKWN %	Women Total %	
< 00 (ADMIN.)	0 0	7 0	5 0	0 0	12 0	0 0	4 0	4 0	0 0	8 0	20 0
00-07 (MINIMUM)	1 0	447 1	338 1	0 0	786 1	1 0	99 1	103 2	0 0	203 1	989 1
08-14 (MEDIUM)	1 0	848 2	714 3	0 0	1563 2	1 0	171 1	157 2	0 0	329 1	1892 2
15-24 (HIGH)	3 0	760 1	701 3	0 0	1464 2	1 0	148 1	140 2	0 0	289 1	1753 2
25 & OVER (MAXIMUM)	0 0	143 0	153 1	0 0	296 0	0 0	36 0	33 0	0 0	69 0	365 0
NO SCORE, DIRECT ASG	11433100	51326 96	23307 92	130100	86196 95	2319100	15347 97	6183 93	20100	23869 96	110065 96
Total reported	11438	53531	25218	130	90317	2322	15805	6620	20	24767	115084
Percent Reported	98.3	92.7	92.2	98.5	93.2	99.4	94.1	92.6	100.0	94.1	93.4
NOT REPORTED	203	4235	2126	2	6566	15	996	532	0	1543	8109
Total	11641	57766	27344	132	96883	2337	16801	7152	20	26310	123193

\* NOTE: IN MARCH, 1990 THE CATEGORIES "DIRECT ASSIGNMENT TO SUPERVISION LEVEL" AND "NEGATIVE SCORES, ADMINISTRATIVE LEVEL" WERE ADDED TO RISK & NEED

Probationer Statistical Profile

Sample: Active & admin probationers, not in facilities  
Act probationers 05/22/2001

Requestor: Statistics

COUNTY OF CONVICTION by current age & sex

COUNTY	M e n				W o m e n				Grand Total %		
	age 00-21 %	age 22-39 %	age 40-98 %	age UNKWN %	Men Total %	age 00-21 %	age 22-39 %	age 40-98 %		age UNKWN %	Women Total %
APPLING COUNTY	37 0	132 0	61 0	0 0	230 0	1 0	30 0	11 0	0 0	42 0	272 0
ATKINSON COUNTY	6 0	74 0	50 0	0 0	130 0	2 0	18 0	8 0	0 0	28 0	158 0
BACON COUNTY	8 0	50 0	22 0	0 0	80 0	1 0	11 0	7 0	0 0	19 0	99 0
BAKER COUNTY	4 0	41 0	22 0	0 0	67 0	1 0	5 0	1 0	0 0	7 0	74 0
BALDWIN COUNTY	134 1	587 1	216 1	0 0	937 1	27 1	159 1	67 1	0 0	253 1	1190 1
BANKS COUNTY	34 0	139 0	76 0	1 1	250 0	12 1	43 0	15 0	0 0	70 0	320 0
BARROW COUNTY	70 1	387 1	201 1	1 1	659 1	17 1	105 1	56 1	0 0	178 1	837 1
BARTOW COUNTY	105 1	881 2	455 2	0 0	1441 1	17 1	267 2	106 1	0 0	390 1	1831 1
BEN HILL COUNTY	24 0	162 0	71 0	1 1	258 0	6 0	43 0	17 0	0 0	66 0	324 0
BERRIEN COUNTY	20 0	145 0	76 0	0 0	241 0	6 0	37 0	17 0	0 0	60 0	301 0
BIBB COUNTY	295 3	1603 3	781 3	4 3	2683 3	78 3	560 3	251 4	0 0	889 3	3572 3
BLECKLEY COUNTY	30 0	127 0	49 0	0 0	206 0	2 0	30 0	14 0	0 0	46 0	252 0
BRANTLEY COUNTY	14 0	63 0	42 0	0 0	119 0	1 0	13 0	7 0	0 0	21 0	140 0
BROOKS COUNTY	41 0	159 0	68 0	1 1	269 0	1 0	36 0	13 0	0 0	50 0	319 0
BRYAN COUNTY	18 0	58 0	34 0	1 1	111 0	1 0	12 0	13 0	1 5	27 0	138 0
BULLOCH COUNTY	162 1	514 1	158 1	0 0	834 1	35 1	162 1	53 1	0 0	250 1	1084 1
BURKE COUNTY	31 0	121 0	54 0	0 0	206 0	1 0	24 0	12 0	0 0	37 0	243 0
BUTTS COUNTY	28 0	161 0	73 0	0 0	262 0	3 0	41 0	16 0	0 0	60 0	322 0
CALHOUN COUNTY	10 0	65 0	38 0	0 0	113 0	3 0	22 0	10 0	0 0	35 0	148 0
CAMDEN COUNTY	60 1	203 0	66 0	2 2	331 0	3 0	43 0	19 0	1 5	66 0	397 0
CANDLER COUNTY	11 0	62 0	29 0	1 1	103 0	4 0	28 0	8 0	0 0	40 0	143 0
CARROLL COUNTY	119 1	407 1	206 1	3 2	735 1	26 1	131 1	61 1	0 0	218 1	953 1
CATOOSA COUNTY	79 1	298 1	132 0	0 0	509 1	18 1	117 1	48 1	0 0	183 1	692 1
CHARLTON COUNTY	8 0	51 0	27 0	0 0	86 0	0 0	5 0	2 0	0 0	7 0	93 0
CHATHAM COUNTY	377 3	1372 2	665 2	4 3	2418 2	88 4	590 4	266 4	1 5	945 4	3363 3
CHATTAHOOCHEE COUNTY	4 0	15 0	9 0	0 0	28 0	1 0	5 0	5 0	0 0	11 0	39 0
CHATTOOGA COUNTY	54 0	208 0	120 0	0 0	382 0	8 0	57 0	36 1	0 0	101 0	483 0
CHEROKEE COUNTY	226 2	767 1	353 1	5 4	1351 1	53 2	212 1	102 1	1 5	368 1	1719 1
CLARKE COUNTY	134 1	599 1	216 1	3 2	952 1	29 1	169 1	52 1	0 0	250 1	1202 1
CLAY COUNTY	9 0	41 0	21 0	0 0	71 0	1 0	8 0	5 0	0 0	14 0	85 0
CLAYTON COUNTY	260 2	810 1	381 1	0 0	1451 1	93 4	371 2	123 2	0 0	587 2	2038 2
CLINCH COUNTY	19 0	95 0	67 0	0 0	181 0	1 0	20 0	10 0	0 0	31 0	212 0
COBB COUNTY	824 7	4694 8	2148 8	16 12	7682 8	167 7	1378 8	616 9	2 10	2163 8	9845 8
COFFEE COUNTY	50 0	230 0	129 0	1 1	410 0	8 0	88 1	36 1	0 0	132 1	542 0
COLQUITT COUNTY	101 1	509 1	213 1	3 2	826 1	15 1	107 1	54 1	1 5	177 1	1003 1

(continued)

Probationer Statistical Profile

Sample: Active & admin probationers, not in facilities  
Act probationers 05/22/2001

Requestor: Statistics

COUNTY OF CONVICTION by current age & sex (CONTINUED)

COUNTY	Men							Women							Grand Total	%						
	age	%	age	%	age	%	UNKWN	Men	age	%	age	%	UNKWN	Women								
COLUMBIA COUNTY	91	1	351	1	141	1	0	0	583	1	26	1	81	0	50	1	0	0	157	1	740	1
COOK COUNTY	19	0	256	0	117	0	0	0	392	0	3	0	66	0	33	0	0	0	102	0	494	0
COWETA COUNTY	101	1	483	1	227	1	3	2	814	1	33	1	170	1	50	1	0	0	253	1	1067	1
CRAWFORD COUNTY	19	0	59	0	21	0	0	0	99	0	2	0	8	0	5	0	0	0	15	0	114	0
CRISP COUNTY	56	0	223	0	119	0	1	1	399	0	12	1	81	0	29	0	0	0	122	0	521	0
DADE COUNTY	25	0	120	0	58	0	0	0	203	0	1	0	41	0	12	0	0	0	54	0	257	0
DAWSON COUNTY	18	0	78	0	46	0	0	0	142	0	6	0	25	0	16	0	0	0	47	0	189	0
DECATUR COUNTY	45	0	350	1	164	1	1	1	560	1	11	0	84	1	39	1	0	0	134	1	694	1
DEKALB COUNTY	725	6	2640	5	1186	4	3	2	4554	5	165	7	810	5	286	4	1	5	1262	5	5816	5
DODGE COUNTY	27	0	159	0	92	0	1	1	279	0	8	0	56	0	26	0	0	0	90	0	369	0
DOOLY COUNTY	23	0	101	0	44	0	0	0	168	0	0	0	29	0	8	0	0	0	37	0	205	0
DOUGHERTY COUNTY	340	3	2059	4	952	3	1	1	3352	3	67	3	621	4	235	3	1	5	924	4	4276	3
DOUGLAS COUNTY	272	2	1482	3	795	3	2	2	2551	3	56	2	475	3	204	3	0	0	735	3	3286	3
EARLY COUNTY	44	0	139	0	71	0	1	1	255	0	2	0	48	0	20	0	0	0	70	0	325	0
ECHOLS COUNTY.	6	0	17	0	14	0	0	0	37	0	0	0	2	0	1	0	0	0	3	0	40	0
EFFINGHAM COUNTY	49	0	172	0	85	0	0	0	306	0	6	0	57	0	22	0	0	0	85	0	391	0
ELBERT COUNTY	30	0	238	0	126	0	0	0	394	0	4	0	58	0	25	0	0	0	87	0	481	0
EMANUEL COUNTY	31	0	109	0	50	0	0	0	190	0	5	0	35	0	14	0	1	5	55	0	245	0
EVANS COUNTY	16	0	34	0	19	0	0	0	69	0	2	0	10	0	0	0	0	0	12	0	81	0
FANNIN COUNTY	21	0	161	0	100	0	0	0	282	0	7	0	70	0	21	0	0	0	98	0	380	0
FAYETTE COUNTY	110	1	363	1	143	1	1	1	617	1	24	1	146	1	66	1	0	0	236	1	853	1
FLOYD COUNTY	113	1	800	1	454	2	1	1	1368	1	37	2	273	2	125	2	0	0	435	2	1803	1
FORSYTH COUNTY	69	1	362	1	201	1	1	1	633	1	11	0	120	1	57	1	1	5	189	1	822	1
FRANKLIN COUNTY	16	0	180	0	96	0	1	1	293	0	3	0	43	0	14	0	0	0	60	0	353	0
FULTON COUNTY	841	7	4781	8	2242	8	2	2	7866	8	98	4	966	6	500	7	0	0	1564	6	9430	8
GILMER COUNTY	45	0	226	0	135	0	1	1	407	0	7	0	82	0	41	1	0	0	130	0	537	0
GLASCOCK COUNTY	3	0	8	0	2	0	0	0	13	0	0	0	2	0	0	0	0	0	2	0	15	0
GLYNN COUNTY	156	1	682	1	346	1	0	0	1184	1	32	1	217	1	79	1	0	0	328	1	1512	1
GORDON COUNTY	55	0	514	1	277	1	0	0	846	1	19	1	190	1	74	1	0	0	283	1	1129	1
GRADY COUNTY	31	0	203	0	103	0	0	0	337	0	0	0	49	0	20	0	0	0	69	0	406	0
GREENE COUNTY	51	0	183	0	72	0	0	0	306	0	4	0	41	0	19	0	0	0	64	0	370	0
GWINNETT COUNTY	549	5	2711	5	1079	4	7	5	4346	4	107	5	745	4	296	4	1	5	1149	4	5495	4
HABERSHAM COUNTY	32	0	104	0	73	0	0	0	209	0	13	1	34	0	15	0	0	0	62	0	271	0
HALL COUNTY	115	1	643	1	333	1	4	3	1095	1	38	2	226	1	105	1	0	0	369	1	1464	1
HANCOCK COUNTY	16	0	71	0	28	0	0	0	115	0	3	0	8	0	4	0	0	0	15	0	130	0

(continued)

Probationer Statistical Profile

Sample: Active & admin probationers, not in facilities  
Act probationers 05/22/2001

Requestor: Statistics

COUNTY OF CONVICTION by current age & sex (CONTINUED)

COUNTY	Men				Women				Grand Total	%												
	age 00-21	age 22-39	age 40-98	age UNKWN	Men Total	age 00-21	age 22-39	age 40-98			age UNKWN	Women Total										
HARALSON COUNTY	24	0	173	0	127	0	2	2	326	0	6	0	36	0	16	0	0	0	58	0	384	0
HARRIS COUNTY	28	0	117	0	64	0	1	1	210	0	4	0	18	0	13	0	0	0	35	0	245	0
HART COUNTY	26	0	150	0	75	0	1	1	252	0	1	0	38	0	16	0	0	0	55	0	307	0
HEARD COUNTY	10	0	46	0	31	0	0	0	87	0	2	0	15	0	7	0	0	0	24	0	111	0
HENRY COUNTY	163	1	658	1	260	1	2	2	1083	1	26	1	190	1	72	1	0	0	288	1	1371	1
HOUSTON COUNTY	146	1	539	1	231	1	0	0	916	1	27	1	173	1	75	1	0	0	275	1	1191	1
IRWIN COUNTY	16	0	85	0	39	0	1	1	141	0	1	0	10	0	3	0	0	0	14	0	155	0
JACKSON COUNTY	52	0	281	0	161	1	0	0	494	1	10	0	90	1	39	1	1	5	140	1	634	1
JASPER COUNTY	15	0	56	0	35	0	0	0	106	0	0	0	14	0	6	0	0	0	20	0	126	0
JEFF DAVIS COUNTY	14	0	115	0	59	0	3	2	191	0	1	0	22	0	9	0	0	0	32	0	223	0
JEFFERSON COUNTY	51	0	156	0	96	0	1	1	304	0	2	0	41	0	16	0	0	0	59	0	363	0
JENKINS COUNTY	9	0	77	0	31	0	0	0	117	0	5	0	10	0	8	0	0	0	23	0	140	0
JOHNSON COUNTY	23	0	115	0	30	0	0	0	168	0	0	0	15	0	10	0	0	0	25	0	193	0
JONES COUNTY	38	0	227	0	89	0	1	1	355	0	5	0	40	0	24	0	0	0	69	0	424	0
LAMAR COUNTY	19	0	178	0	62	0	1	1	260	0	8	0	29	0	12	0	0	0	49	0	309	0
LANIER COUNTY	8	0	106	0	36	0	0	0	150	0	3	0	25	0	13	0	0	0	41	0	191	0
LAURENS COUNTY	57	0	342	1	160	1	1	1	560	1	7	0	70	0	30	0	1	5	108	0	668	1
LEE COUNTY	36	0	204	0	108	0	0	0	348	0	6	0	28	0	15	0	0	0	49	0	397	0
LIBERTY COUNTY	50	0	181	0	48	0	2	2	281	0	5	0	73	0	24	0	0	0	102	0	383	0
LINCOLN COUNTY	7	0	48	0	33	0	0	0	88	0	0	0	9	0	6	0	0	0	15	0	103	0
LONG COUNTY	7	0	29	0	20	0	1	1	57	0	1	0	8	0	6	0	0	0	15	0	72	0
LOWNDES COUNTY	225	2	914	2	397	1	2	2	1538	2	44	2	271	2	89	1	0	0	404	2	1942	2
LUMPKIN COUNTY	17	0	127	0	71	0	0	0	215	0	1	0	46	0	18	0	0	0	65	0	280	0
MACON COUNTY	19	0	145	0	117	0	0	0	281	0	0	0	31	0	17	0	0	0	48	0	329	0
MADISON COUNTY	30	0	193	0	118	0	3	2	344	0	5	0	47	0	16	0	0	0	68	0	412	0
MARION COUNTY	14	0	48	0	20	0	0	0	82	0	2	0	2	0	4	0	0	0	8	0	90	0
MCDUFFIE COUNTY	19	0	173	0	72	0	0	0	264	0	5	0	40	0	16	0	0	0	61	0	325	0
MCINTOSH COUNTY	4	0	65	0	42	0	0	0	111	0	2	0	19	0	13	0	0	0	34	0	145	0
MERIWETHER COUNTY	41	0	157	0	95	0	0	0	293	0	8	0	44	0	19	0	1	5	72	0	365	0
MILLER COUNTY	12	0	72	0	31	0	0	0	115	0	5	0	18	0	10	0	0	0	33	0	148	0
MITCHELL COUNTY	55	0	361	1	154	1	0	0	570	1	15	1	79	0	29	0	0	0	123	0	693	1
MONROE COUNTY	25	0	183	0	79	0	1	1	288	0	6	0	52	0	19	0	0	0	77	0	365	0
MONTGOMERY COUNTY	15	0	68	0	22	0	0	0	105	0	3	0	14	0	4	0	0	0	21	0	126	0
MORGAN COUNTY	25	0	161	0	72	0	0	0	258	0	6	0	16	0	14	0	0	0	36	0	294	0
MURRAY COUNTY	30	0	164	0	59	0	0	0	253	0	3	0	41	0	16	0	0	0	60	0	313	0

(continued)



Probationer Statistical Profile

Sample: Active & admin probationers, not in facilities  
Act probationers 05/22/2001

Requestor: Statistics

COUNTY OF CONVICTION by current age & sex (CONTINUED)

COUNTY	Men							Women							Grand Total	%				
	age	%	age	%	age	%	UNKWN	Men	age	%	age	%	age	%			UNKWN	Women		
MUSCOGEE COUNTY	272	2	1414	2	666	2	2	2354	2	71	3	511	3	209	3	0	791	3	3145	3
NEWTON COUNTY	85	1	725	1	392	1	2	1204	1	17	1	187	1	91	1	1	296	1	1500	1
OCONEE COUNTY	17	0	57	0	41	0	0	115	0	3	0	18	0	5	0	0	26	0	141	0
OGLETHORPE COUNTY	17	0	110	0	55	0	1	183	0	1	0	15	0	10	0	0	26	0	209	0
PAULDING COUNTY	68	1	320	1	177	1	3	568	1	9	0	61	0	37	1	0	107	0	675	1
PEACH COUNTY	24	0	156	0	69	0	0	249	0	2	0	36	0	16	0	0	54	0	303	0
PICKENS COUNTY	22	0	150	0	94	0	0	266	0	2	0	65	0	22	0	0	89	0	355	0
PIERCE COUNTY	14	0	54	0	29	0	0	97	0	0	0	20	0	5	0	0	25	0	122	0
PIKE COUNTY	10	0	47	0	26	0	1	84	0	0	0	7	0	3	0	0	10	0	94	0
POLK COUNTY	38	0	315	1	199	1	1	553	1	4	0	74	0	36	1	0	114	0	667	1
PULASKI COUNTY	25	0	80	0	34	0	0	139	0	4	0	28	0	10	0	1	43	0	182	0
PUTNAM COUNTY	47	0	275	0	122	0	1	445	0	7	0	36	0	24	0	0	67	0	512	0
QUITMAN COUNTY	4	0	24	0	13	0	0	41	0	2	0	10	0	6	0	0	18	0	59	0
RABUN COUNTY	22	0	91	0	42	0	0	155	0	0	0	8	0	11	0	0	19	0	174	0
RANDOLPH COUNTY	17	0	86	0	33	0	0	136	0	2	0	28	0	17	0	0	47	0	183	0
RICHMOND COUNTY	289	2	1318	2	663	2	1	2271	2	93	4	474	3	202	3	0	769	3	3040	2
ROCKDALE COUNTY	94	1	359	1	166	1	0	619	1	23	1	111	1	46	1	0	180	1	799	1
SCHLEY COUNTY	12	0	61	0	27	0	0	100	0	0	0	16	0	6	0	0	22	0	122	0
SCREVEN COUNTY	38	0	156	0	86	0	0	280	0	5	0	48	0	32	0	0	85	0	365	0
SEMINOLE COUNTY	25	0	111	0	56	0	1	193	0	6	0	34	0	8	0	0	48	0	241	0
SPALDING COUNTY	116	1	489	1	213	1	4	822	1	26	1	154	1	74	1	0	254	1	1076	1
STEPHENS COUNTY	29	0	164	0	69	0	0	262	0	8	0	50	0	18	0	0	76	0	338	0
STEWART COUNTY	4	0	71	0	56	0	0	131	0	0	0	15	0	7	0	0	22	0	153	0
SUMTER COUNTY	103	1	624	1	351	1	0	1078	1	14	1	175	1	88	1	0	277	1	1355	1
TALBOT COUNTY	8	0	39	0	17	0	0	64	0	0	0	4	0	5	0	0	9	0	73	0
TALIAFERRO COUNTY	1	0	8	0	4	0	0	13	0	0	0	1	0	1	0	0	2	0	15	0
TATNALL COUNTY	15	0	78	0	48	0	1	142	0	1	0	14	0	9	0	0	24	0	166	0
TAYLOR COUNTY	13	0	61	0	33	0	0	107	0	4	0	12	0	2	0	0	18	0	125	0
TELFAIR COUNTY	35	0	133	0	55	0	0	223	0	3	0	33	0	18	0	0	54	0	277	0
TERRELL COUNTY	37	0	159	0	54	0	1	251	0	12	1	52	0	18	0	0	82	0	333	0
THOMAS COUNTY	131	1	620	1	254	1	1	1006	1	23	1	154	1	55	1	0	232	1	1238	1
TIFT COUNTY	40	0	333	1	159	1	1	533	1	9	0	84	1	27	0	1	121	0	654	1
TOOMBS COUNTY	50	0	211	0	107	0	2	370	0	20	1	78	0	37	1	0	135	1	505	0
TOWNS COUNTY	15	0	55	0	16	0	0	86	0	1	0	21	0	8	0	0	30	0	116	0
TREUTLEN COUNTY	11	0	81	0	42	0	1	135	0	3	0	12	0	10	0	0	25	0	160	0

(continued)

Probationer Statistical Profile

Sample: Active & admin probationers, not in facilities  
Act probationers 05/22/2001

Requestor: Statistics

COUNTY OF CONVICTION by current age & sex (CONTINUED)

COUNTY	Men							Women							Grand Total %
	age 00-21 %	age 22-39 %	age 40-98 %	age UNKWN %	Men Total %	age 00-21 %	age 22-39 %	age 40-98 %	age UNKWN %	Women Total %					
TROUP COUNTY	130 1	434 1	229 1	1 1	794 1	23 1	186 1	74 1	0 0	283 1	1077 1				
TURNER COUNTY	18 0	96 0	39 0	0 0	153 0	3 0	18 0	11 0	0 0	32 0	185 0				
TWIGGS COUNTY	6 0	72 0	35 0	1 1	114 0	2 0	19 0	9 0	0 0	30 0	144 0				
UNION COUNTY	24 0	84 0	40 0	0 0	148 0	6 0	25 0	12 0	0 0	43 0	191 0				
UPSON COUNTY	36 0	137 0	61 0	0 0	234 0	6 0	42 0	11 0	2 10	61 0	295 0				
WALKER COUNTY	75 1	371 1	186 1	1 1	633 1	12 1	103 1	41 1	0 0	156 1	789 1				
WALTON COUNTY	80 1	636 1	330 1	1 1	1047 1	15 1	146 1	53 1	0 0	214 1	1261 1				
WARE COUNTY	49 0	252 0	132 0	0 0	433 0	13 1	101 1	40 1	0 0	154 1	587 0				
WARREN COUNTY	13 0	44 0	25 0	0 0	82 0	0 0	4 0	2 0	0 0	6 0	88 0				
WASHINGTON COUNTY	33 0	119 0	60 0	0 0	212 0	4 0	33 0	21 0	0 0	58 0	270 0				
WAYNE COUNTY	30 0	166 0	76 0	0 0	272 0	2 0	49 0	26 0	0 0	77 0	349 0				
WEBSTER COUNTY	5 0	32 0	28 0	0 0	65 0	0 0	6 0	0 0	0 0	6 0	71 0				
WHEELER COUNTY	4 0	28 0	21 0	0 0	53 0	1 0	9 0	7 0	0 0	17 0	70 0				
WHITE COUNTY	24 0	107 0	73 0	0 0	204 0	3 0	36 0	16 0	0 0	55 0	259 0				
WHITFIELD COUNTY	151 1	677 1	292 1	0 0	1120 1	39 2	231 1	81 1	0 0	351 1	1471 1				
WILCOX COUNTY	13 0	49 0	19 0	2 2	83 0	2 0	7 0	1 0	0 0	10 0	93 0				
WILKES COUNTY	17 0	76 0	41 0	0 0	134 0	2 0	12 0	8 0	0 0	22 0	156 0				
WILKINSON COUNTY	20 0	74 0	40 0	0 0	134 0	3 0	16 0	9 0	0 0	28 0	162 0				
WORTH COUNTY	33 0	178 0	97 0	0 0	308 0	10 0	30 0	21 0	0 0	61 0	369 0				
OUT OF STATE	236 2	1489 3	562 2	1 1	2288 2	49 2	491 3	183 3	0 0	723 3	3011 2				
Total reported	11641	57762	27338	132	96873	2337	16800	7151	20	26308	123181				
Percent Reported	100.0	100.0	100.0	100.0	100.0	100.0	100.0	100.0	100.0	100.0	100.0				
NOT REPORTED	0	4	6	0	10	0	1	1	0	2	12				
Total	11641	57766	27344	132	96883	2337	16801	7152	20	26310	123193				

Probationer Statistical Profile

Sample: Active & admin probationers, not in facilities  
Act probationers 05/22/2001

Requestor: Statistics

CIRCUIT OF CONVICTION by current age & sex

CIRCUIT	Men							Women							Grand Total	%						
	age 00-21	age 22-39	age 40-98	age UNKWN	Men Total	Men %	age 00-21	age 22-39	age 40-98	age UNKWN	Women Total	Women %										
ALAPAHA CIRCUIT	73	1	677	1	346	1	0	0	1096	1	16	1	166	1	81	1	0	0	263	1	1359	1
ALCOVY CIRCUIT	169	1	1378	2	725	3	3	2	2275	2	32	1	334	2	146	2	1	5	513	2	2788	2
ATLANTA CIRCUIT	841	7	4781	8	2242	8	2	2	7866	8	98	4	966	6	500	7	0	0	1564	6	9430	8
ATLANTIC CIRCUIT	110	1	445	1	211	1	5	4	771	1	12	1	136	1	65	1	1	5	214	1	985	1
AUGUSTA CIRCUIT	411	4	1790	3	858	3	1	1	3060	3	120	5	579	3	264	4	0	0	963	4	4023	3
BLUE RIDGE CIRCUIT	226	2	767	1	353	1	5	4	1351	1	53	2	212	1	102	1	1	5	368	1	1719	1
BRUNSWICK CIRCUIT	297	3	1298	2	608	2	5	4	2208	2	39	2	361	2	144	2	1	5	545	2	2753	2
CHATTAHOOCHEE CIRCUIT	339	3	1694	3	809	3	3	2	2845	3	82	4	552	3	238	3	0	0	872	3	3717	3
CHEROKEE CIRCUIT	160	1	1395	2	732	3	0	0	2287	2	36	2	457	3	180	3	0	0	673	3	2960	2
CLAYTON CIRCUIT	259	2	808	1	380	1	0	0	1447	2	92	4	371	2	123	2	0	0	586	2	2033	2
COBB CIRCUIT	824	7	4689	8	2145	8	16	12	7674	8	167	7	1378	8	615	9	2	10	2162	8	9836	8
CONASAUGA CIRCUIT	181	2	841	1	351	1	0	0	1373	1	42	2	272	2	97	1	0	0	411	2	1784	1
CORDELE CIRCUIT	116	1	535	1	253	1	4	3	908	1	20	1	160	1	55	1	0	0	235	1	1143	1
COWETA CIRCUIT	401	3	1527	3	788	3	7	5	2723	3	92	4	546	3	211	3	1	5	850	3	3573	3
DOUGHERTY CIRCUIT	340	3	2059	4	952	4	1	1	3352	3	67	3	621	4	235	3	1	5	924	4	4276	3
DUBLIN CIRCUIT	97	1	610	1	267	1	3	2	977	1	12	1	116	1	59	1	1	5	188	1	1165	1
EASTERN CIRCUIT	377	3	1372	2	665	2	4	3	2418	3	88	4	590	4	266	4	1	5	945	4	3363	3
FLINT CIRCUIT	163	1	658	1	260	1	2	2	1083	1	26	1	190	1	72	1	0	0	288	1	1371	1
GRIFFIN CIRCUIT	272	2	1036	2	443	2	6	5	1757	2	56	2	349	2	154	2	2	10	561	2	2318	2
GWINNETT CIRCUIT	549	5	2711	5	1079	4	7	5	4346	5	107	5	745	4	296	4	1	5	1149	4	5495	4
HOUSTON CIRCUIT	146	1	539	1	231	1	0	0	916	1	27	1	173	1	75	1	0	0	275	1	1191	1
LOOKOUT MOUNTAIN CIR	233	2	997	2	496	2	1	1	1727	2	39	2	318	2	137	2	0	0	494	2	2221	2
MACON CIRCUIT	338	3	1818	3	871	3	4	3	3031	3	82	4	604	4	272	4	0	0	958	4	3989	3
MIDDLE CIRCUIT	176	2	657	1	342	1	4	3	1179	1	35	2	215	1	96	1	1	5	347	1	1526	1
MOUNTAIN CIRCUIT	83	1	359	1	184	1	0	0	626	1	21	1	92	1	44	1	0	0	157	1	783	1
NORTHEASTERN CIRCUIT	133	1	721	1	379	1	4	3	1237	1	44	2	251	2	121	2	0	0	416	2	1653	1
NORTHERN CIRCUIT	119	1	871	2	470	2	6	5	1466	2	14	1	201	1	81	1	0	0	296	1	1762	1
OCMULGEE CIRCUIT	346	3	1634	3	674	2	2	2	2656	3	55	2	330	2	167	2	0	0	552	2	3208	3
OCONEE CIRCUIT	136	1	595	1	273	1	1	1	1005	1	21	1	170	1	79	1	1	5	271	1	1276	1
OGEECHEE CIRCUIT	258	2	919	2	360	1	0	0	1537	2	51	2	277	2	115	2	0	0	443	2	1980	2
PATAULA CIRCUIT	148	1	632	1	279	1	3	2	1062	1	30	1	198	1	84	1	0	0	312	1	1374	1
PIEDMONT CIRCUIT	156	1	807	1	438	2	2	2	1403	1	39	2	238	1	110	2	1	5	388	1	1791	1
ROME CIRCUIT	113	1	800	1	454	2	1	1	1368	1	37	2	273	2	125	2	0	0	435	2	1803	1
SOUTH GEORGIA CIRCUIT	145	1	1020	2	481	2	1	1	1647	2	30	1	239	1	99	1	0	0	368	1	2015	2
SOUTHERN CIRCUIT	504	4	2219	4	946	3	7	5	3676	4	83	4	570	3	212	3	1	5	866	3	4542	4

(continued)

Probationer Statistical Profile

Sample: Active & admin probationers, not in facilities  
Act probationers 05/22/2001

Requestor: Statistics

CIRCUIT OF CONVICTION by current age & sex (CONTINUED)

CIRCUIT	M e n							W o m e n							Grand Total %							
	age 00-21	age 22-39	age 40-98	age UNKWN	Men Total	age 00-21	age 22-39	age 40-98	age UNKWN	Women Total												
SOUTHWESTERN CIRCUIT	179	2	1137	2	687	3	0	0	2003	2	20	1	271	2	133	2	0	0	424	2	2427	2
STONE MOUNTAIN CIRCU	725	6	2640	5	1186	4	3	2	4554	5	165	7	810	5	286	4	1	5	1262	5	5816	5
TALLAPOOSA CIRCUIT	130	1	808	1	503	2	6	5	1447	2	19	1	171	1	89	1	0	0	279	1	1726	1
TIFTON CIRCUIT	107	1	692	1	334	1	2	2	1135	1	23	1	142	1	62	1	1	5	228	1	1363	1
TOOMBS CIRCUIT	60	1	357	1	177	1	0	0	594	1	7	0	68	0	33	0	0	0	108	0	702	1
WAYCROSS CIRCUIT	143	1	700	1	381	1	1	1	1225	1	23	1	238	1	97	1	0	0	358	1	1583	1
WESTERN CIRCUIT	151	1	656	1	257	1	3	2	1067	1	32	1	187	1	57	1	0	0	276	1	1343	1
ROCKDALE CIRCUIT	94	1	359	1	166	1	0	0	619	1	23	1	111	1	46	1	0	0	180	1	799	1
DOUGLAS CIRCUIT	272	2	1482	3	795	3	2	2	2551	3	56	2	475	3	204	3	0	0	735	3	3286	3
APPALACHIAN CIRCUIT	88	1	537	1	329	1	1	1	955	1	16	1	217	1	84	1	0	0	317	1	1272	1
ENOTAH CIRCUIT	80	1	373	1	200	1	0	0	653	1	11	0	128	1	54	1	0	0	193	1	846	1
BELL-FORSYTH CIRCUIT	69	1	362	1	201	1	1	1	633	1	11	0	120	1	57	1	1	5	189	1	822	1
Total reported	11337		55762		26561		129		93789		2271		16188		6922		20		25401		119190	
Percent Reported	97.4		96.5		97.1		97.7		96.8		97.2		96.4		96.8		100.0		96.5		96.8	
TOWALIGA CIRCUIT	72		522		214		2		810		17		122		47		0		186		996	
TOWALIGA CIRCUIT	237		1500		572		1		2310		50		492		185		0		727		3037	
Total	11641		57766		27344		132		96883		2337		16801		7152		20		26310		123193	

Probationer Statistical Profile

Sample: Active & admin probationers, not in facilities  
Act probationers 05/22/2001

Requestor: Statistics

CIRCUIT OF CURRENT SUPERVISION by current age & sex

CIRCUIT	Men							Women							Grand Total	%						
	age 00-21	age 22-39	age 40-98	age UNKWN	Men Total	age 00-21	age 22-39	age 40-98	age UNKWN	Women Total												
ALAPAHA CIRCUIT	85	1	700	1	343	1	0	0	1128	1	13	1	163	1	83	1	0	0	259	1	1387	1
ALCOVY CIRCUIT	165	1	1342	2	690	3	3	2	2200	2	35	1	329	2	141	2	1	5	506	2	2706	2
ATLANTA CIRCUIT	957	8	5704	10	2577	9	3	2	9241	10	150	6	1331	8	606	8	0	0	2087	8	11328	9
ATLANTIC CIRCUIT	120	1	472	1	223	1	5	4	820	1	13	1	177	1	68	1	0	0	258	1	1078	1
AUGUSTA CIRCUIT	423	4	1902	3	908	3	2	2	3235	3	121	5	598	4	273	4	0	0	992	4	4227	3
BLUE RIDGE CIRCUIT	185	2	730	1	332	1	4	3	1251	1	52	2	205	1	96	1	2	10	355	1	1606	1
BRUNSWICK CIRCUIT	299	3	1331	2	628	2	5	4	2263	2	42	2	386	2	154	2	1	5	583	2	2846	2
CHATTAHOOCHEE CIRCUIT	347	3	1739	3	839	3	3	2	2928	3	79	3	559	3	233	3	0	0	871	3	3799	3
CHEROKEE CIRCUIT	181	2	1450	3	722	3	1	1	2354	2	33	1	449	3	188	3	0	0	670	3	3024	2
CLAYTON CIRCUIT	278	2	912	2	393	1	0	0	1583	2	69	3	365	2	137	2	1	5	572	2	2155	2
COBB CIRCUIT	806	7	4535	8	1983	7	13	10	7337	8	148	6	1242	7	549	8	1	5	1940	7	9277	8
CONASAUGA CIRCUIT	195	2	925	2	398	1	0	0	1518	2	47	2	305	2	106	1	0	0	458	2	1976	2
CORDELE CIRCUIT	108	1	504	1	249	1	4	3	865	1	19	1	152	1	58	1	0	0	229	1	1094	1
COWETA CIRCUIT	405	3	1574	3	822	3	7	5	2808	3	97	4	574	3	229	3	1	5	901	3	3709	3
DOUGHERTY CIRCUIT	355	3	2073	4	951	3	2	2	3381	3	73	3	625	4	233	3	1	5	932	4	4313	4
DUBLIN CIRCUIT	95	1	604	1	276	1	3	2	978	1	13	1	130	1	60	1	1	5	204	1	1182	1
EASTERN CIRCUIT	392	3	1464	3	686	3	4	3	2546	3	87	4	586	3	267	4	1	5	941	4	3487	3
FLINT CIRCUIT	154	1	623	1	277	1	1	1	1055	1	25	1	188	1	69	1	0	0	282	1	1337	1
GRIFFIN CIRCUIT	256	2	942	2	458	2	7	5	1663	2	56	2	316	2	119	2	2	10	493	2	2156	2
GWINNETT CIRCUIT	581	5	2813	5	1090	4	5	4	4489	5	120	5	792	5	312	4	1	5	1225	5	5714	5
HOUSTON CIRCUIT	138	1	504	1	222	1	0	0	864	1	22	1	165	1	62	1	0	0	249	1	1113	1
LOOKOUT MOUNTAIN CIR	235	2	1008	2	513	2	1	1	1757	2	41	2	328	2	142	2	0	0	511	2	2268	2
MACON CIRCUIT	370	3	1905	3	916	3	5	4	3196	3	90	4	632	4	296	4	0	0	1018	4	4214	3
MIDDLE CIRCUIT	180	2	676	1	375	1	3	2	1234	1	31	1	225	1	99	1	1	5	356	1	1590	1
MOUNTAIN CIRCUIT	81	1	395	1	196	1	0	0	672	1	19	1	109	1	56	1	0	0	184	1	856	1
NORTHEASTERN CIRCUIT	148	1	813	1	390	1	6	5	1357	1	42	2	289	2	137	2	0	0	468	2	1825	1
NORTHERN CIRCUIT	141	1	887	2	493	2	5	4	1526	2	20	1	225	1	83	1	1	5	329	1	1855	2
OCMULGEE CIRCUIT	328	3	1510	3	653	2	1	1	2492	3	56	2	324	2	172	2	0	0	552	2	3044	2
OCONEE CIRCUIT	126	1	585	1	259	1	1	1	971	1	21	1	154	1	83	1	1	5	259	1	1230	1
OGEECHEE CIRCUIT	242	2	859	1	363	1	0	0	1464	2	52	2	273	2	118	2	1	5	444	2	1908	2
PATAULA CIRCUIT	139	1	675	1	301	1	2	2	1117	1	31	1	199	1	86	1	0	0	316	1	1433	1
PIEDMONT CIRCUIT	145	1	789	1	430	2	2	2	1366	1	35	1	232	1	102	1	0	0	369	1	1735	1
ROME CIRCUIT	123	1	796	1	452	2	1	1	1372	1	33	1	271	2	125	2	0	0	429	2	1801	1
SOUTH GEORGIA CIRCUIT	146	1	1039	2	484	2	2	2	1671	2	34	1	255	2	102	1	0	0	391	1	2062	2
SOUTHERN CIRCUIT	504	4	2205	4	973	4	7	5	3689	4	84	4	565	3	208	3	1	5	858	3	4547	4
SOUTHWESTERN CIRCUIT	173	1	1075	2	646	2	0	0	1894	2	16	1	273	2	134	2	0	0	423	2	2317	2

(continued)

Probationer Statistical Profile

Sample: Active & admin probationers, not in facilities  
Act probationers 05/22/2001

Requestor: Statistics

CIRCUIT OF CURRENT SUPERVISION by current age & sex (CONTINUED)

CIRCUIT	M e n								W o m e n								Grand Total %					
	age 00-21	%	age 22-39	%	age 40-98	%	UNKWN	%	Men Total	%	age 00-21	%	age 22-39	%	age 40-98	%		UNKWN	%	Women Total	%	
STONE MOUNTAIN CIRCU	780	7	2992	5	1318	5	3	2	5093	5	171	7	888	5	325	5	0	0	1384	5	6477	5
TALLAPOOSA CIRCUIT	142	1	895	2	547	2	6	5	1590	2	26	1	235	1	107	1	0	0	368	1	1958	2
TIFTON CIRCUIT	111	1	720	1	343	1	2	2	1176	1	23	1	147	1	66	1	1	5	237	1	1413	1
TOOMBS CIRCUIT	60	1	351	1	172	1	0	0	583	1	9	0	70	0	35	0	0	0	114	0	697	1
WAYCROSS CIRCUIT	145	1	725	1	397	1	2	2	1269	1	24	1	229	1	104	1	0	0	357	1	1626	1
WESTERN CIRCUIT	140	1	658	1	262	1	3	2	1063	1	31	1	163	1	63	1	0	0	257	1	1320	1
ROCKDALE CIRCUIT	90	1	378	1	179	1	0	0	647	1	25	1	126	1	44	1	0	0	195	1	842	1
DOUGLAS CIRCUIT	249	2	1267	2	694	3	3	2	2213	2	46	2	400	2	170	2	0	0	616	2	2829	2
APPALACHIAN CIRCUIT	89	1	519	1	327	1	2	2	937	1	20	1	182	1	83	1	0	0	285	1	1222	1
ENOTAH CIRCUIT	79	1	370	1	204	1	0	0	653	1	14	1	124	1	60	1	0	0	198	1	851	1
Burruss SAI	62	1	320	1	173	1	1	1	556	1	9	0	110	1	52	1	1	5	172	1	728	1
Dodge SAI	76	1	489	1	207	1	2	2	774	1	19	1	127	1	55	1	0	0	201	1	975	1
Total reported	11629		57744		27334		132		96839		2336		16792		7150		20		26298		123137	
Percent Reported	99.9		100.0		100.0		100.0		100.0		100.0		99.9		100.0		100.0		100.0		100.0	
Washington Det Ctr	12		22		10		0		44		1		9		2		0		12		56	
Total	11641		57766		27344		132		96883		2337		16801		7152		20		26310		123193	

Probationer Statistical Profile

Sample: Active & admin probationers, not in facilities  
Act probationers 05/22/2001

Requestor: Statistics

SENTENCE LENGTH by current age & sex

SENTENCE (IN YEARS)	M e n							W o m e n							Grand Total %
	age 00-21 %	age 22-39 %	age 40-98 %	age UNKWN %	Men Total %	age 00-21 %	age 22-39 %	age 40-98 %	age UNKWN %	Women Total %					
0-1	764 7	2645 5	1033 4	0 0	4442 5	227 10	793 5	287 4	0 0	1307 5	5749 5				
1.1-2	918 8	2869 5	1189 4	1 1	4977 5	276 12	941 6	351 5	0 0	1568 6	6545 5				
2.1-3	1392 12	4572 8	1969 7	15 11	7948 8	397 17	1741 10	568 8	1 5	2707 10	10655 9				
3.1-4	988 8	4122 7	1813 7	12 9	6935 7	260 11	1559 9	558 8	3 15	2380 9	9315 8				
4.1-5	1673 14	8070 14	3574 13	20 15	13337 14	317 14	2333 14	910 13	3 15	3563 14	16900 14				
5.1-6	3149 27	14864 26	6536 24	42 32	24591 25	544 23	4384 26	1747 24	4 20	6679 25	31270 25				
6.1-7	375 3	2364 4	1106 4	8 6	3853 4	60 3	671 4	285 4	1 5	1017 4	4870 4				
7.1-8	401 3	2714 5	1217 4	3 2	4335 4	44 2	632 4	279 4	0 0	955 4	5290 4				
8.1-9	327 3	2253 4	1106 4	3 2	3689 4	43 2	589 4	290 4	1 5	923 4	4612 4				
9.1-10	134 1	1143 2	668 2	1 1	1946 2	12 1	273 2	137 2	0 0	422 2	2368 2				
10.1-12	1220 10	8147 14	4124 15	20 15	13511 14	135 6	2227 13	1200 17	7 35	3569 14	17080 14				
12.1-15	64 1	954 2	683 2	0 0	1701 2	6 0	155 1	139 2	0 0	300 1	2001 2				
15.1-20	142 1	1636 3	1177 4	3 2	2958 3	6 0	288 2	219 3	0 0	513 2	3471 3				
20.1-OVER	93 1	1391 2	1082 4	4 3	2570 3	10 0	215 1	178 2	0 0	403 2	2973 2				
INDEFINITE	1 0	21 0	67 0	0 0	89 0	0 0	0 0	4 0	0 0	4 0	93 0				
Total reported	11641	57765	27344	132	96882	2337	16801	7152	20	26310	123192				
Percent Reported	100.0	100.0	100.0	100.0	100.0	100.0	100.0	100.0	100.0	100.0	100.0				
NOT REPORTED	0	1	0	0	1	0	0	0	0	0	1				
Total	11641	57766	27344	132	96883	2337	16801	7152	20	26310	123193				
AVERAGE EXCLUDING INDEFINITE	5.12	6.24	6.93	6.13	6.30	4.17	5.65	6.46	6.53	5.74	6.18				

Probationer Statistical Profile

Sample: Active & admin probationers, not in facilities  
Act probationers 05/22/2001

Requestor: Statistics

TIME SERVED by current age & sex

TIME SERVED (IN YRS)	M e n					W o m e n					Grand Total %
	age 00-21 %	age 22-39 %	age 40-98 %	age UNKWN %	Men Total %	age 00-21 %	age 22-39 %	age 40-98 %	age UNKWN %	Women Total %	
0-1	5589 48	14165 25	5775 21	0 0	25529 26	1205 52	4686 28	1664 23	0 0	7555 29	33084 27
1.1-2	3558 31	12738 22	5599 20	60 45	21955 23	686 29	3941 23	1475 21	10 50	6112 23	28067 23
2.1-3	1702 15	9962 17	4466 16	47 36	16177 17	335 14	3015 18	1181 17	9 45	4540 17	20717 17
3.1-4	653 6	7771 13	3527 13	21 16	11972 12	93 4	2243 13	944 13	0 0	3280 12	15252 12
4.1-5	107 1	5603 10	2617 10	2 2	8329 9	12 1	1329 8	691 10	0 0	2032 8	10361 8
5.1-6	17 0	2336 4	1266 5	1 1	3620 4	1 0	539 3	305 4	1 5	846 3	4466 4
6.1-7	2 0	1612 3	912 3	0 0	2526 3	0 0	329 2	203 3	0 0	532 2	3058 2
7.1-8	2 0	1116 2	740 3	0 0	1858 2	0 0	237 1	202 3	0 0	439 2	2297 2
8.1-9	0 0	772 1	580 2	0 0	1352 1	0 0	159 1	146 2	0 0	305 1	1657 1
9.1-10	5 0	738 1	642 2	1 1	1386 1	5 0	170 1	132 2	0 0	307 1	1693 1
10.1-12	5 0	507 1	527 2	0 0	1039 1	0 0	82 0	102 1	0 0	184 1	1223 1
12.1-15	1 0	316 1	392 1	0 0	709 1	0 0	51 0	64 1	0 0	115 0	824 1
15.1-20	0 0	122 0	255 1	0 0	377 0	0 0	19 0	36 1	0 0	55 0	432 0
20.1-OVER	0 0	7 0	46 0	0 0	53 0	0 0	1 0	7 0	0 0	8 0	61 0
Total reported	11641	57765	27344	132	96882	2337	16801	7152	20	26310	123192
Percent Reported	100.0	100.0	100.0	100.0	100.0	100.0	100.0	100.0	100.0	100.0	100.0
NOT REPORTED	0	1	0	0	1	0	0	0	0	0	1
Total	11641	57766	27344	132	96883	2337	16801	7152	20	26310	123193
AVERAGE TIME SERVED	1.29	2.77	3.37	2.29	2.76	1.21	2.45	3.09	2.17	2.51	2.71



Probationer Statistical Profile

Sample: Active & admin probationers, not in facilities  
Act probationers 05/22/2001

Requestor: Statistics

TIME LEFT TO SERVE by current age & sex

TIME LEFT (IN YEARS)	Men					Women					Grand Total %
	age 00-21 %	age 22-39 %	age 40-98 %	age UNKWN %	Men Total %	age 00-21 %	age 22-39 %	age 40-98 %	age UNKWN %	Women Total %	
0-1	1736 15	11684 20	5728 21	22 17	19170 20	526 23	3671 22	1521 21	1 5	5719 22	24889 20
1.1-2	1775 15	10037 17	4659 17	23 17	16494 17	445 19	3189 19	1295 18	3 15	4932 19	21426 17
2.1-3	1863 16	9206 16	4075 15	28 21	15172 16	423 18	2697 16	1107 15	4 20	4231 16	19403 16
3.1-4	1815 16	7507 13	3451 13	23 17	12796 13	316 14	2115 13	886 12	3 15	3320 13	16116 13
4.1-5	2002 17	6562 11	2993 11	8 6	11565 12	351 15	1931 11	812 11	2 10	3096 12	14661 12
5.1-6	379 3	2655 5	1247 5	2 2	4283 4	52 2	723 4	313 4	1 5	1089 4	5372 4
6.1-7	417 4	2494 4	1186 4	3 2	4100 4	50 2	668 4	310 4	0 0	1028 4	5128 4
7.1-8	388 3	1952 3	935 3	5 4	3280 3	45 2	497 3	236 3	3 15	781 3	4061 3
8.1-9	411 4	1729 3	854 3	9 7	3003 3	40 2	460 3	199 3	3 15	702 3	3705 3
9.1-10	554 5	1502 3	718 3	1 1	2775 3	66 3	432 3	194 3	0 0	692 3	3467 3
10.1-12	53 0	671 1	417 2	2 2	1143 1	5 0	116 1	83 1	0 0	204 1	1347 1
12.1-15	137 1	864 1	455 2	2 2	1458 2	4 0	138 1	87 1	0 0	229 1	1687 1
15.1-20	81 1	566 1	365 1	4 3	1016 1	9 0	105 1	67 1	0 0	181 1	1197 1
20.1-OVER	22 0	285 0	185 1	0 0	492 1	2 0	47 0	33 0	0 0	82 0	574 0
INDEFINITE	1 0	21 0	67 0	0 0	89 0	0 0	0 0	4 0	0 0	4 0	93 0
NONE	7 0	31 0	9 0	0 0	47 0	3 0	12 0	5 0	0 0	20 0	67 0
Total reported	11641	57766	27344	132	96883	2337	16801	7152	20	26310	123193
Percent Reported	100.0	100.0	100.0	100.0	100.0	100.0	100.0	100.0	100.0	100.0	100.0
NOT REPORTED	0	0	0	0	0	0	0	0	0	0	0
Total	11641	57766	27344	132	96883	2337	16801	7152	20	26310	123193
AVERAGE EXCLUDING INDEFINITE, NONE	3.86	3.65	3.81	3.84	3.72	2.98	3.33	3.58	4.36	3.37	3.64

Probationer Statistical Profile

Sample: Active & admin probationers, not in facilities  
Act probationers 05/22/2001

Requestor: Statistics

CASE TYPE by current age & sex

CASE TYPE	M e n					W o m e n					Grand Total %
	age 00-21 %	age 22-39 %	age 40-98 %	age UNKWN %	Men Total %	age 00-21 %	age 22-39 %	age 40-98 %	age UNKWN %	Women Total %	
PRESENTENCE	0 0	0 0	0 0	0 0	0 0	0 0	0 0	0 0	0 0	0 0	0 0
SPLIT SENTENCE	183 2	5530 10	3887 14	3 2	9603 10	11 0	651 4	521 7	0 0	1183 4	10786 9
STRAIGHT SENTENCE	11221 96	50687 88	22812 83	128 97	84848 88	2277 97	15651 93	6442 90	20100	24390 93	109238 89
ABANDONMENT&BASTARDY	1 0	22 0	65 0	0 0	88 0	0 0	1 0	1 0	0 0	2 0	90 0
OUT OF STATE PROB	236 2	1506 3	573 2	1 1	2316 2	49 2	496 3	187 3	0 0	732 3	3048 2
OUT OF STATE A&B	0 0	0 0	1 0	0 0	1 0	0 0	0 0	0 0	0 0	0 0	1 0
SUSPENDED SENTENCE	0 0	21 0	6 0	0 0	27 0	0 0	2 0	1 0	0 0	3 0	30 0
Total reported	11641	57766	27344	132	96883	2337	16801	7152	20	26310	123193
Percent Reported	100.0	100.0	100.0	100.0	100.0	100.0	100.0	100.0	100.0	100.0	100.0
NOT REPORTED	0	0	0	0	0	0	0	0	0	0	0
Total	11641	57766	27344	132	96883	2337	16801	7152	20	26310	123193

Probationer Statistical Profile

Sample: Active & admin probationers, not in facilities  
Act probationers 05/22/2001

Requestor: Statistics

RELEASE TYPE by current age & sex

RELEASE TYPE	Men					Women					Grand Total	%
	age 00-21	age 22-39	age 40-98	age UNKWN	Men Total	age 00-21	age 22-39	age 40-98	age UNKWN	Women Total		
TRANSF OUT OF STATE	0	0	0	0	0	0	0	0	0	0	0	0
REVOKED (TECHNICAL)	0	0	0	0	0	0	0	0	0	0	0	0
REVOKED (NEW SENT)	0	0	0	0	0	0	0	0	0	0	0	0
REVOKED (NEW CRIME)	0	0	0	0	0	0	0	0	0	0	0	0
ABSCONDED (TOLLED)	0	0	0	0	0	0	0	0	0	0	0	0
ABSCONDED (NON-TOLL)	0	0	0	0	0	0	0	0	0	0	0	0
TERMINATED BY COURT	0	0	0	0	0	0	0	0	0	0	0	0
OUT OF STATE TERM	0	0	0	0	0	0	0	0	0	0	0	0
DEATH	0	0	0	0	0	0	0	0	0	0	0	0
FINAN OBLIG COMPLETE	0	0	0	0	0	0	0	0	0	0	0	0
OTHER	0	0	0	0	0	0	0	0	0	0	0	0
NORMAL RELEASE	0	0	0	0	0	0	0	0	0	0	0	0
A & B SPECIAL TERM	0	0	0	0	0	0	0	0	0	0	0	0
INDEP JURISDICTION	0	0	0	0	0	0	0	0	0	0	0	0
ACTIVE	11641	57766	27344	132	96883	2337	16801	7152	20	26310	123193	
Total reported	11641	57766	27344	132	96883	2337	16801	7152	20	26310	123193	
Percent Reported	100.0	100.0	100.0	100.0	100.0	100.0	100.0	100.0	100.0	100.0	100.0	
NOT REPORTED	0	0	0	0	0	0	0	0	0	0	0	
Total	11641	57766	27344	132	96883	2337	16801	7152	20	26310	123193	

Probationer Statistical Profile

Sample: Active & admin probationers, not in facilities  
Act probationers 05/22/2001

Requestor: Statistics

FIRST OFFENDER STATUS by current age & sex

STATUS	M e n					W o m e n					Grand Total %
	age 00-21 %	age 22-39 %	age 40-98 %	age UNKWN %	Men Total %	age 00-21 %	age 22-39 %	age 40-98 %	age UNKWN %	Women Total %	
FIRST OFFNDR STATUS	5503 47	14469 25	4316 16	30 23	24318 25	1427 61	6484 39	2071 29	6 30	9988 38	34306 28
NO FIRST OFFNDR STAT	6138 53	43241 75	22932 84	102 77	72413 75	910 39	10312 61	5063 71	14 70	16299 62	88712 72
Total reported	11641	57710	27248	132	96731	2337	16796	7134	20	26287	123018
Percent Reported	100.0	99.9	99.6	100.0	99.8	100.0	100.0	99.7	100.0	99.9	99.9
NOT REPORTED	0	56	96	0	152	0	5	18	0	23	175
Total	11641	57766	27344	132	96883	2337	16801	7152	20	26310	123193

Probationer Statistical Profile

Sample: Active & admin probationers, not in facilities  
Act probationers 05/22/2001

Requestor: Statistics

TYPE PROBATIONER by current age & sex

TYPE PROBATIONER	M e n							W o m e n							Grand Total %
	age 00-21 %	age 22-39 %	age 40-98 %	age UNKWN %	Men Total %	age 00-21 %	age 22-39 %	age 40-98 %	age UNKWN %	Women Total %					
MISDEMEANANT	840 7	2819 5	1275 5	7 5	4941 5	240 10	897 5	376 5	0 0	1513 6	6454 5				
FELON	10712 93	54770 95	25927 95	125 95	91534 95	2082 90	15829 95	6742 95	20100	24673 94	116207 95				
ABANDONMENT&BASTARDY	1 0	22 0	66 0	0 0	89 0	0 0	1 0	1 0	0 0	2 0	91 0				
SUSPENDED SENTENCE	0 0	21 0	6 0	0 0	27 0	0 0	2 0	1 0	0 0	3 0	30 0				
Total reported	11553	57632	27274	132	96591	2322	16729	7120	20	26191	122782				
Percent Reported	99.2	99.8	99.7	100.0	99.7	99.4	99.6	99.6	100.0	99.5	99.7				
NOT REPORTED	88	134	70	0	292	15	72	32	0	119	411				
Total	11641	57766	27344	132	96883	2337	16801	7152	20	26310	123193				

Probationer Statistical Profile

Sample: Active & admin probationers, not in facilities  
Act probationers 05/22/2001

Requestor: Statistics

MOST SERIOUS CRIME BY GROUP by current age & sex

CRIME GROUP	Men				Women				Grand Total	%	
	age 00-21	age 22-39	age 40-98	age UNKWN	Men Total	age 00-21	age 22-39	age 40-98			age UNKWN
HOMICIDE	22 0	334 1	241 1	0 0	597 1	5 0	101 1	84 1	0 0	190 1	787 1
ABORTION	0 0	4 0	0 0	0 0	4 0	0 0	2 0	0 0	0 0	2 0	6 0
BODILY INJRY&REL OFF	695 6	5172 9	3114 11	23 17	9004 9	158 7	1035 6	456 6	1 5	1650 6	10654 9
ARSON & REL OFF	45 0	310 1	184 1	0 0	539 1	6 0	102 1	60 1	0 0	168 1	707 1
DAMAGE OF PROPERTY	237 2	669 1	225 1	1 1	1132 1	39 2	139 1	44 1	0 0	222 1	1354 1
BURGLARY & REL OFF	1735 15	5560 10	1432 5	4 3	8731 9	121 5	535 3	135 2	0 0	791 3	9522 8
FORGERY & REL OFF	623 5	3992 7	1736 6	6 5	6357 7	467 20	3658 22	1207 17	3 15	5335 20	11692 9
THEFT	2445 21	8222 14	3085 11	14 11	13766 14	704 30	3729 22	1374 19	2 10	5809 22	19575 16
ROBBERY	389 3	1674 3	428 2	1 1	2492 3	40 2	159 1	40 1	0 0	239 1	2731 2
SEXUAL OFFENSES	425 4	2070 4	2011 7	9 7	4515 5	11 0	104 1	42 1	0 0	157 1	4672 4
OBSCENITY CRIMES	1 0	7 0	7 0	0 0	15 0	0 0	0 0	0 0	0 0	0 0	15 0
TREASON & REL OFF	10 0	33 0	11 0	0 0	54 0	1 0	17 0	3 0	0 0	21 0	75 0
CRIMES INVOLVNG GOVT	185 2	1213 2	471 2	2 2	1871 2	34 1	429 3	231 3	1 5	695 3	2566 2
FALSIFICATIONS	28 0	161 0	96 0	1 1	286 0	15 1	91 1	29 0	0 0	135 1	421 0
OBSTRUCT LAW ENFORCE	41 0	262 0	89 0	0 0	392 0	10 0	87 1	39 1	0 0	136 1	528 0
DISORDERLY CONDUCT	67 1	209 0	59 0	1 1	336 0	10 0	30 0	12 0	0 0	52 0	388 0
GAMBLING & REL OFF	5 0	24 0	17 0	0 0	46 0	4 0	11 0	7 0	0 0	22 0	68 0
CRUELTY TO CHILDREN	25 0	550 1	325 1	2 2	902 1	19 1	402 2	118 2	0 0	539 2	1441 1
CRIMES WITH GUNS	196 2	909 2	661 2	2 2	1768 2	16 1	49 0	30 0	0 0	95 0	1863 2
INVASION PRIVACY	5 0	93 0	49 0	1 1	148 0	0 0	2 0	2 0	0 0	4 0	152 0
RACKETEERING	0 0	5 0	20 0	0 0	25 0	0 0	2 0	4 0	0 0	6 0	31 0
DRUG ABUSE OFFENSES	3371 29	20260 35	8912 33	46 35	32589 34	384 16	4662 28	2462 34	12 60	7520 29	40109 33
DRUG TRAFFICKING	28 0	382 1	269 1	0 0	679 1	10 0	94 1	80 1	1 5	185 1	864 1
AUTO CRIMES	18 0	2157 4	2233 8	11 8	4419 5	2 0	179 1	193 3	0 0	374 1	4793 4
REVENUE & CONTRABAND	2 0	4 0	7 0	0 0	13 0	0 0	4 0	1 0	0 0	5 0	18 0
CRIMES OF OTH STATES	41 0	203 0	84 0	0 0	328 0	9 0	80 0	35 0	0 0	124 0	452 0
MISC. FELONIES	70 1	299 1	167 1	1 1	537 1	17 1	122 1	51 1	0 0	190 1	727 1
MISDEMEANORS	929 8	2971 5	1405 5	7 5	5312 5	255 11	969 6	409 6	0 0	1633 6	6945 6
Total reported	11638	57749	27338	132	96857	2337	16794	7148	20	26299	123156
Percent Reported	100.0	100.0	100.0	100.0	100.0	100.0	100.0	99.9	100.0	100.0	100.0
NOT REPORTED	3	17	6	0	26	0	7	4	0	11	37
Total	11641	57766	27344	132	96883	2337	16801	7152	20	26310	123193

Probationer Statistical Profile

Sample: Active & admin probationers, not in facilities  
Act probationers 05/22/2001

Requestor: Statistics

MOST SERIOUS OFFENSE by current age & sex

MOST SERIOUS OFFENSE	Men					Women					Grand Total %	
	age 00-21 %	age 22-39 %	age 40-98 %	age UNKWN %	Men Total %	age 00-21 %	age 22-39 %	age 40-98 %	age UNKWN %	Women Total %		
-----												
MISDEMEANORS	-----											
abandonment	1 0	17 0	60 0	0 0	78 0	0 0	1 0	1 0	0 0	2 0	80 0	
non-support	0 0	1 0	0 0	0 0	1 0	0 0	0 0	0 0	0 0	0 0	1 0	
stalking	4 0	14 0	17 0	0 0	35 0	0 0	3 0	3 0	0 0	6 0	41 0	
assault & battery	8 0	44 0	21 0	0 0	73 0	3 0	7 0	3 0	0 0	13 0	86 0	
attempted murder	1 0	2 0	0 0	0 0	3 0	0 0	0 0	0 0	0 0	0 0	3 0	
aggravated assault	4 0	30 0	22 0	1 1	57 0	1 0	8 0	3 0	0 0	12 0	69 0	
simple assault	21 0	88 0	62 0	0 0	171 0	9 0	30 0	9 0	0 0	48 0	219 0	
simple battery	119 1	485 1	196 1	1 1	801 1	36 2	105 1	35 0	0 0	176 1	977 1	
stabbing another	0 0	1 0	1 0	0 0	2 0	0 0	0 0	0 0	0 0	0 0	2 0	
shooting at another	0 0	1 0	1 0	0 0	2 0	0 0	1 0	1 0	0 0	2 0	4 0	
wife beating	0 0	1 0	0 0	0 0	1 0	0 0	0 0	0 0	0 0	0 0	1 0	
concealing a death	0 0	1 0	0 0	0 0	1 0	0 0	0 0	0 0	0 0	0 0	1 0	
leave scene had inju	1 0	0 0	1 0	0 0	2 0	0 0	1 0	0 0	0 0	1 0	3 0	
criminal intfer govt	0 0	1 0	0 0	0 0	1 0	0 0	0 0	0 0	0 0	0 0	1 0	
reckless conduct	18 0	48 0	27 0	1 1	94 0	3 0	15 0	6 0	0 0	24 0	118 0	
disorderly conduct	17 0	33 0	9 0	0 0	59 0	5 0	15 0	1 0	0 0	21 0	80 0	
motor vehicle abando	0 0	1 0	1 0	0 0	2 0	0 0	0 0	1 0	0 0	1 0	3 0	
larceny	1 0	2 0	3 0	0 0	6 0	1 0	2 0	1 0	0 0	4 0	10 0	
receiving stolen goo	12 0	25 0	6 0	0 0	43 0	3 0	7 0	3 0	0 0	13 0	56 0	
theft by taking	60 1	141 0	38 0	0 0	239 0	30 1	83 1	33 0	0 0	146 1	385 0	
robbery	3 0	10 0	1 0	0 0	14 0	0 0	3 0	0 0	0 0	3 0	17 0	
burglary	2 0	22 0	3 0	0 0	27 0	0 0	2 0	0 0	0 0	2 0	29 0	
car breaking	1 0	0 0	0 0	0 0	1 0	0 0	0 0	0 0	0 0	0 0	1 0	
alter id	1 0	3 0	0 0	0 0	4 0	0 0	0 0	0 0	0 0	0 0	4 0	
cheating & swindling	0 0	0 0	1 0	0 0	1 0	0 0	0 0	0 0	0 0	0 0	1 0	
bad checks	4 0	95 0	42 0	0 0	141 0	11 0	137 1	56 1	0 0	204 1	345 0	
fraudulent checks	0 0	4 0	2 0	0 0	6 0	0 0	5 0	1 0	0 0	6 0	12 0	
forgery	6 0	11 0	2 0	0 0	19 0	3 0	10 0	2 0	0 0	15 0	34 0	
worthless checks	0 0	3 0	2 0	0 0	5 0	0 0	6 0	5 0	0 0	11 0	16 0	
sale/dist of narcoti	1 0	8 0	1 0	0 0	10 0	0 0	0 0	1 0	0 0	1 0	11 0	
public drunkenness	2 0	7 0	7 0	0 0	16 0	0 0	2 0	1 0	0 0	3 0	19 0	
s/d dep,stim,cntrf d	0 0	3 0	0 0	0 0	3 0	0 0	0 0	0 0	0 0	0 0	3 0	
abusive language	2 0	0 0	0 0	0 0	2 0	0 0	0 0	0 0	0 0	0 0	2 0	

(continued)

Probationer Statistical Profile

Sample: Active & admin probationers, not in facilities  
Act probationers 05/22/2001

Requestor: Statistics

MOST SERIOUS OFFENSE by current age & sex (CONTINUED)

MOST SERIOUS OFFENSE	Men					Women					Grand Total	%
	age 00-21	age 22-39	age 40-98	age UNKWN	Men Total	age 00-21	age 22-39	age 40-98	age UNKWN	Women Total		
sale/dist of marijua	0 0	6 0	4 0	0 0	10 0	0 0	1 0	0 0	0 0	1 0	11 0	
poss of narcotics	0 0	1 0	1 0	0 0	2 0	0 0	0 0	1 0	0 0	1 0	3 0	
poss dep,stim,cntrf	0 0	3 0	0 0	0 0	3 0	0 0	0 0	0 0	0 0	0 0	3 0	
poss of l.s.d.	1 0	0 0	1 0	0 0	2 0	0 0	0 0	0 0	0 0	0 0	2 0	
poss of marijuana	93 1	149 0	30 0	0 0	272 0	18 1	38 0	12 0	0 0	68 0	340 0	
viol motor veh law	38 0	183 0	54 0	0 0	275 0	5 0	30 0	13 0	0 0	48 0	323 0	
d.u.i.	102 1	691 1	450 2	3 2	1246 1	19 1	139 1	88 1	0 0	246 1	1492 1	
obstr of law enf off	71 1	203 0	57 0	0 0	331 0	12 1	47 0	24 0	0 0	83 0	414 0	
impersonating anothe	1 0	22 0	3 0	0 0	26 0	3 0	8 0	0 0	0 0	11 0	37 0	
criminal trespassing	77 1	90 0	39 0	0 0	206 0	15 1	32 0	10 0	0 0	57 0	263 0	
illegal attm to obt	0 0	2 0	0 0	0 0	2 0	0 0	1 0	0 0	0 0	1 0	3 0	
criminal damage	9 0	9 0	3 0	0 0	21 0	2 0	5 0	1 0	0 0	8 0	29 0	
terroristic threats	1 0	4 0	6 0	0 0	11 0	0 0	1 0	0 0	0 0	1 0	12 0	
viol ga cntrl subst	54 0	130 0	37 0	0 0	221 0	11 0	37 0	14 0	0 0	62 0	283 0	
prostitution	0 0	1 0	0 0	0 0	1 0	0 0	1 0	0 0	0 0	1 0	2 0	
sodomy	0 0	0 0	2 0	0 0	2 0	0 0	0 0	0 0	0 0	0 0	2 0	
public indecency	0 0	16 0	7 0	0 0	23 0	0 0	2 0	0 0	0 0	2 0	25 0	
peeping tom	2 0	1 0	0 0	0 0	3 0	0 0	0 0	0 0	0 0	0 0	3 0	
molesting a minor	0 0	0 0	3 0	0 0	3 0	0 0	0 0	0 0	0 0	0 0	3 0	
attempted rape	1 0	2 0	0 0	0 0	3 0	0 0	0 0	0 0	0 0	0 0	3 0	
sexual battery	13 0	28 0	25 0	0 0	66 0	0 0	2 0	0 0	0 0	2 0	68 0	
escape	2 0	6 0	0 0	0 0	8 0	0 0	0 0	1 0	0 0	1 0	9 0	
cpwl & concealed wea	14 0	33 0	12 0	1 1	60 0	1 0	2 0	1 0	0 0	4 0	64 0	
shoplifting	34 0	36 0	15 0	0 0	85 0	43 2	60 0	23 0	0 0	126 0	211 0	
viol game & fish law	2 0	4 0	1 0	0 0	7 0	0 0	0 0	1 0	0 0	1 0	8 0	
pointing gun at anot	1 0	10 0	6 0	0 0	17 0	0 0	0 0	0 0	0 0	0 0	17 0	
carry dly weapons pu	9 0	7 0	0 0	0 0	16 0	0 0	1 0	0 0	0 0	1 0	17 0	
criminal attempt	0 0	0 0	3 0	0 0	3 0	0 0	1 0	1 0	0 0	2 0	5 0	
other misdemeanor	27 0	98 0	50 0	0 0	175 0	6 0	46 0	21 0	0 0	73 0	248 0	
riot	1 0	0 0	0 0	0 0	1 0	0 0	0 0	0 0	0 0	0 0	1 0	
inciting to riot	4 0	0 0	0 0	0 0	4 0	0 0	0 0	0 0	0 0	0 0	4 0	
fighting in public p	4 0	3 0	0 0	0 0	7 0	5 0	4 0	2 0	0 0	11 0	18 0	
mis off against pub	0 0	1 0	0 0	0 0	1 0	0 0	0 0	0 0	0 0	0 0	1 0	
off agnst pub hlth/m	0 0	3 0	6 0	0 0	9 0	0 0	1 0	0 0	0 0	1 0	10 0	
gambling & related o	0 0	1 0	3 0	0 0	4 0	0 0	1 0	0 0	0 0	1 0	5 0	

(continued)



Probationer Statistical Profile

Sample: Active & admin probationers, not in facilities  
Act probationers 05/22/2001

Requestor: Statistics

MOST SERIOUS OFFENSE by current age & sex (CONTINUED)

MOST SERIOUS OFFENSE	Men					Women					Grand Total	%
	age 00-21 %	age 22-39 %	age 40-98 %	age UNKWN %	Men Total	age 00-21 %	age 22-39 %	age 40-98 %	age UNKWN %	Women Total		
obscenity & related	0 0	2 0	0 0	0 0	2 0	0 0	0 0	0 0	0 0	0 0	0 0	2 0
sale/dist mat hrmfl	0 0	1 0	0 0	0 0	1 0	0 0	0 0	0 0	0 0	0 0	0 0	1 0
involuntary manslaug	3 0	0 0	2 0	0 0	5 0	0 0	0 0	1 0	0 0	0 0	1 0	6 0
interference with cu	2 0	0 0	3 0	0 0	5 0	0 0	1 0	0 0	0 0	0 0	1 0	6 0
theft by deception <	1 0	8 0	4 0	0 0	13 0	2 0	7 0	4 0	0 0	13 0	26 0	
theft/lost/property<	2 0	5 0	3 0	0 0	10 0	0 0	1 0	0 0	0 0	1 0	11 0	
theft of services <	0 0	3 0	2 0	0 0	5 0	0 0	4 0	0 0	0 0	4 0	9 0	
theft by conversion	2 0	8 0	4 0	0 0	14 0	0 0	5 0	4 0	0 0	9 0	23 0	
theft motor vehicle,	2 0	1 0	0 0	0 0	3 0	0 0	0 0	0 0	0 0	0 0	3 0	
conversn leasd prop	0 0	0 0	0 0	0 0	0 0	0 0	1 0	0 0	0 0	1 0	1 0	
entrng mot veh crim	1 0	5 0	0 0	0 0	6 0	0 0	2 0	1 0	0 0	3 0	9 0	
violtn forgery&fraud	0 0	1 0	1 0	0 0	2 0	0 0	1 0	0 0	0 0	1 0	3 0	
abdmnt dang drugs/po	0 0	1 0	1 0	0 0	2 0	0 0	0 0	0 0	0 0	0 0	2 0	
trnsatns drug rel ob	0 0	0 0	1 0	0 0	1 0	0 0	0 0	0 0	0 0	0 0	1 0	
tpos/use drug rel ob	0 0	3 0	2 0	0 0	5 0	0 0	1 0	0 0	0 0	1 0	6 0	
obtn/attmpt drugs il	0 0	1 0	1 0	0 0	2 0	0 0	5 0	6 0	0 0	11 0	13 0	
viol dangerous drugs	0 0	1 0	1 0	0 0	2 0	0 0	1 0	0 0	0 0	1 0	3 0	
mfg/dist imitate con	0 0	5 0	0 0	0 0	5 0	0 0	1 0	0 0	0 0	1 0	6 0	
misc. abuse govt off	1 0	0 0	0 0	0 0	1 0	0 0	2 0	0 0	0 0	2 0	3 0	
misc. obstruction pu	0 0	1 0	0 0	0 0	1 0	0 0	0 0	0 0	0 0	0 0	1 0	
misc. escape & other	1 0	1 0	0 0	0 0	2 0	0 0	0 0	0 0	0 0	0 0	2 0	
misc. offns relt jud	0 0	1 0	0 0	0 0	1 0	0 0	1 0	0 0	0 0	1 0	2 0	
misc. obstruction of	1 0	1 0	1 0	0 0	3 0	0 0	0 0	0 0	0 0	0 0	3 0	
misc. crim trsps/cr	0 0	1 0	0 0	0 0	1 0	0 0	0 0	0 0	0 0	0 0	1 0	
misc. sexual offense	8 0	2 0	3 0	0 0	13 0	0 0	0 0	0 0	0 0	0 0	13 0	
distribut obscene mat	0 0	1 0	0 0	0 0	1 0	0 0	0 0	0 0	0 0	0 0	1 0	
exhibit sex shows mi	0 0	0 0	1 0	0 0	1 0	0 0	0 0	0 0	0 0	0 0	1 0	
dng instrmntalties &	0 0	1 0	0 0	0 0	1 0	0 0	0 0	0 0	0 0	0 0	1 0	
vio prvsns/regs alco	0 0	0 0	1 0	0 0	1 0	0 0	1 0	0 0	0 0	1 0	2 0	
furnish liquor to mi	4 0	1 0	2 0	0 0	7 0	0 0	0 0	1 0	0 0	1 0	8 0	
poss alc bev by juve	15 0	2 0	1 0	0 0	18 0	0 0	0 0	0 0	0 0	0 0	18 0	
veh homicide tit 40	2 0	4 0	4 0	0 0	10 0	0 0	0 0	1 0	0 0	1 0	11 0	
viol motor veh licen	0 0	1 0	0 0	0 0	1 0	0 0	0 0	1 0	0 0	1 0	2 0	
conspiracy commit mis	0 0	1 0	0 0	0 0	1 0	0 0	0 0	0 0	0 0	0 0	1 0	
misc misdemeanor	32 0	59 0	17 0	0 0	108 0	8 0	31 0	9 0	0 0	48 0	156 0	

(continued)

Probationer Statistical Profile

Sample: Active & admin probationers, not in facilities  
Act probationers 05/22/2001

Requestor: Statistics

MOST SERIOUS OFFENSE by current age & sex (CONTINUED)

MOST SERIOUS OFFENSE	Men					Women					Grand Total	%
	age 00-21 %	age 22-39 %	age 40-98 %	age UNKWN %	Men Total %	age 00-21 %	age 22-39 %	age 40-98 %	age UNKWN %	Women Total %		
misc. invasion of pr violation othr state	0 0	1 0	0 0	0 0	1 0	0 0	0 0	0 0	0 0	0 0	3 0	14 0
-----												
FELONIES												
MISC. HOMICIDE OFFEN	0 0	4 0	0 0	0 0	4 0	0 0	0 0	0 0	0 0	0 0	0 0	4 0
MURDER	0 0	4 0	8 0	0 0	12 0	0 0	5 0	1 0	0 0	6 0	0 0	18 0
VOLUNTARY MANSLAUGHT	1 0	79 0	94 0	0 0	174 0	0 0	36 0	43 1	0 0	79 0	0 0	253 0
INVOLUNTARY MANSLAUG	8 0	47 0	29 0	0 0	84 0	2 0	21 0	8 0	0 0	31 0	0 0	115 0
FETICIDE	0 0	1 0	0 0	0 0	1 0	0 0	1 0	0 0	0 0	1 0	0 0	2 0
VEHICULAR HOMICIDE	11 0	184 0	95 0	0 0	290 0	3 0	37 0	23 0	0 0	63 0	0 0	353 0
HOMICIDE BY PILOT,DU	0 0	2 0	1 0	0 0	3 0	0 0	0 0	1 0	0 0	1 0	0 0	4 0
CONCEAL DEATH OF ANO	0 0	1 0	0 0	0 0	1 0	0 0	0 0	0 0	0 0	0 0	0 0	1 0
CRIMINAL ATTEMPT MUR	2 0	12 0	14 0	0 0	28 0	0 0	1 0	8 0	0 0	9 0	0 0	37 0
MISC. ABORTION	0 0	0 0	0 0	0 0	0 0	0 0	1 0	0 0	0 0	1 0	0 0	1 0
CRIMINAL ABORTION	0 0	4 0	0 0	0 0	4 0	0 0	1 0	0 0	0 0	1 0	0 0	5 0
MISC. ASSAULT/BATTER	7 0	44 0	21 0	0 0	72 0	0 0	4 0	2 0	0 0	6 0	0 0	78 0
AGGRAVATED ASSAULT	435 4	3280 6	2010 8	17 13	5742 6	119 5	826 5	355 5	1 5	1301 5	0 0	7043 6
CRMNL ATTEMPT AGG AS	1 0	22 0	18 0	0 0	41 0	1 0	8 0	2 0	0 0	11 0	0 0	52 0
AGGRAVATED BATTERY	49 0	371 1	205 1	2 2	627 1	5 0	44 0	19 0	0 0	68 0	0 0	695 1
TERRORIST THREATS &	141 1	672 1	409 2	1 1	1223 1	25 1	81 0	41 1	0 0	147 1	0 0	1370 1
FALSE IMPRISONMENT	8 0	162 0	67 0	0 0	237 0	1 0	8 0	2 0	0 0	11 0	0 0	248 0
FAL IMPR UDR CLR LEG	1 0	1 0	2 0	0 0	4 0	0 0	1 0	0 0	0 0	1 0	0 0	5 0
MALICIOUS CONF SANE	0 0	0 0	0 0	0 0	0 0	0 0	2 0	0 0	0 0	2 0	0 0	2 0
KIDNAPPING	5 0	91 0	38 0	0 0	134 0	0 0	4 0	2 0	0 0	6 0	0 0	140 0
INTERFERENCE WITH CU	10 0	25 0	8 0	0 0	43 0	2 0	8 0	5 0	0 0	15 0	0 0	58 0
AGG ASSLT ON POLICE	12 0	110 0	80 0	0 0	202 0	1 0	15 0	11 0	0 0	27 0	0 0	229 0
AGG BATRY PEACE OFFI	2 0	8 0	0 0	0 0	10 0	0 0	3 0	0 0	0 0	3 0	0 0	13 0
SIMPLE BATTERY MISD	1 0	27 0	17 0	0 0	45 0	1 0	6 0	1 0	0 0	8 0	0 0	53 0
RECK COND-HIV INFCTD	0 0	5 0	1 0	0 0	6 0	0 0	5 0	0 0	0 0	5 0	0 0	11 0
STALKING	1 0	16 0	16 0	0 0	33 0	0 0	0 0	0 0	0 0	0 0	0 0	33 0
AGGRAVATED STALKING	22 0	336 1	218 1	3 2	579 1	3 0	20 0	16 0	0 0	39 0	0 0	618 1
CRIMINAL ATTEMPT KID	0 0	2 0	4 0	0 0	6 0	0 0	0 0	0 0	0 0	0 0	0 0	6 0
MISC. ARSON	1 0	12 0	7 0	0 0	20 0	0 0	1 0	4 0	0 0	5 0	0 0	25 0

(continued)

Probationer Statistical Profile

Sample: Active & admin probationers, not in facilities  
Act probationers 05/22/2001

Requestor: Statistics

MOST SERIOUS OFFENSE by current age & sex (CONTINUED)

MOST SERIOUS OFFENSE	Men						Women						Grand Total	%								
	age 00-21	age 22-39	age 40-98	age UNKWN	Men Total	Men %	age 00-21	age 22-39	age 40-98	age UNKWN	Women Total	Women %										
FIRST DEGREE ARSON	28	0	210	0	147	1	0	0	385	0	5	0	71	0	51	1	0	0	127	0	512	0
SECOND DEGREE ARSON	12	0	64	0	23	0	0	0	99	0	1	0	20	0	3	0	0	0	24	0	123	0
THIRD DEGREE ARSON	4	0	10	0	4	0	0	0	18	0	0	0	7	0	2	0	0	0	9	0	27	0
CRIMINAL POSS EXPLOS	0	0	11	0	3	0	0	0	14	0	0	0	3	0	0	0	0	0	3	0	17	0
CRIMINAL POSS INCEND	0	0	3	0	0	0	0	0	3	0	0	0	0	0	0	0	0	0	0	0	3	0
MISC. CRIMINAL DAMAG	5	0	15	0	6	0	0	0	26	0	0	0	2	0	1	0	0	0	3	0	29	0
CRIM. DAMAGE 1ST DEG	50	0	167	0	55	0	1	1	273	0	8	0	29	0	7	0	0	0	44	0	317	0
CRIM. DAMAGE 2ND DEG	149	1	429	1	147	1	0	0	725	1	30	1	102	1	28	0	0	0	160	1	885	1
DAMAGE,DESTROY SECR	6	0	14	0	9	0	0	0	29	0	1	0	3	0	5	0	0	0	9	0	38	0
VANDALISM TO CHURCH	3	0	6	0	0	0	0	0	9	0	0	0	1	0	1	0	0	0	2	0	11	0
ALTER I.D.	24	0	38	0	8	0	0	0	70	0	0	0	2	0	2	0	0	0	4	0	74	0
BURGLARY	1637	14	5366	10	1380	5	4	3	8387	9	116	5	520	3	131	2	0	0	767	3	9154	8
POSS BURGLAR TOOLS	55	0	113	0	27	0	0	0	195	0	1	0	9	0	2	0	0	0	12	0	207	0
CRMNL ATMPMT COMMIT B	43	0	81	0	25	0	0	0	149	0	4	0	6	0	2	0	0	0	12	0	161	0
MISC. FORGERY	2	0	14	0	4	0	0	0	20	0	1	0	10	0	7	0	0	0	18	0	38	0
FORGERY 1ST DEGREE	445	4	3031	5	1311	5	4	3	4791	5	309	13	2744	17	936	13	3	16	3992	15	8783	7
FORGERY 2ND DEGREE	33	0	157	0	57	0	1	1	248	0	14	1	77	0	20	0	0	0	111	0	359	0
BAD CHECKS	11	0	211	0	189	1	1	1	412	0	14	1	176	1	100	1	0	0	290	1	702	1
ILLEGAL USE-CREDIT C	4	0	11	0	5	0	0	0	20	0	2	0	9	0	1	0	0	0	12	0	32	0
THEFT CREDIT CARD	24	0	103	0	20	0	0	0	147	0	18	1	88	1	17	0	0	0	123	0	270	0
FORGERY CREDIT CARD	10	0	33	0	6	0	0	0	49	0	17	1	33	0	6	0	0	0	56	0	105	0
FRAUDULENT CREDIT CA	78	1	293	1	62	0	0	0	433	0	80	3	384	2	60	1	0	0	524	2	957	1
CRMNL POSS CREDIT CA	0	0	5	0	0	0	0	0	5	0	0	0	3	0	0	0	0	0	3	0	8	0
RECV GDS,SRVS FRAUD	3	0	19	0	11	0	0	0	33	0	0	0	19	0	15	0	0	0	34	0	67	0
TELECOMMUNICATIONS F	1	0	15	0	9	0	0	0	25	0	0	0	10	0	2	0	0	0	12	0	37	0
CRMNL ATMPMT COMMIT F	1	0	5	0	0	0	0	0	6	0	1	0	2	0	3	0	0	0	6	0	12	0
FAILR PAY NATRL PRD/	0	0	1	0	4	0	0	0	5	0	0	0	0	0	1	0	0	0	1	0	6	0
FRADLNT ACCSSNG COMP	1	0	28	0	3	0	0	0	32	0	5	0	28	0	1	0	0	0	34	0	66	0
MISC. FRAUD	10	0	66	0	55	0	0	0	131	0	6	0	75	0	38	1	0	0	119	0	250	0
THEFT BY TAKING	783	7	3428	6	1417	5	7	5	5635	6	258	11	1777	11	710	10	2	11	2747	11	8382	7
THEFT BY DECEPTION	9	0	196	0	157	1	1	1	363	0	14	1	145	1	56	1	0	0	215	1	578	0
THEFT BY EXTORTION	1	0	16	0	4	0	0	0	21	0	0	0	5	0	3	0	0	0	8	0	29	0
THEFT OF LOST PROPER	4	0	17	0	5	0	0	0	26	0	1	0	5	0	2	0	0	0	8	0	34	0
THEFT BY REC STOLEN	758	7	2113	4	529	2	3	2	3403	4	61	3	268	2	73	1	0	0	402	2	3805	3
THEFT OF SERVICES	1	0	36	0	20	0	0	0	57	0	0	0	24	0	9	0	0	0	33	0	90	0

(continued)

Probationer Statistical Profile

Sample: Active & admin probationers, not in facilities  
Act probationers 05/22/2001

Requestor: Statistics

MOST SERIOUS OFFENSE by current age & sex (CONTINUED)

MOST SERIOUS OFFENSE	M e n							W o m e n							Grand Total	%
	age 00-21	age 22-39	age 40-98	age UNKWN	Men Total	Men %	age 00-21	age 22-39	age 40-98	age UNKWN	Women Total	Women %				
THEFT BY CONVERSION	10 0	239 0	223 1	1 1	473 0		7 0	132 1	67 1	0 0	206 1	679 1				
THEFT OF TRADE SECRE	0 0	1 0	3 0	0 0	4 0		1 0	0 0	0 0	0 0	1 0	5 0				
CONVSN PAYMNTS REAL	0 0	14 0	13 0	0 0	27 0		0 0	0 0	0 0	0 0	0 0	27 0				
THEFT OF MOTOR VEH,	175 2	530 1	154 1	2 2	861 1		21 1	53 0	17 0	0 0	91 0	952 1				
THEFT OF LEASED PERS	0 0	1 0	1 0	0 0	2 0		1 0	2 0	0 0	0 0	3 0	5 0				
THEFT BRING PROP IN	16 0	57 0	16 0	0 0	89 0		0 0	6 0	2 0	0 0	8 0	97 0				
THEFT RECV PROP OUT	5 0	19 0	3 0	0 0	27 0		1 0	4 0	1 0	0 0	6 0	33 0				
LIVESTOCK THEFT	2 0	10 0	4 0	0 0	16 0		0 0	3 0	0 0	0 0	3 0	19 0				
THEFT BY SHOPLIFTING	171 1	789 1	431 2	0 0	1391 1		321 14	1262 8	428 6	0 0	2011 8	3402 3				
ENTERING VEHICLE	509 4	756 1	105 0	0 0	1370 1		18 1	42 0	6 0	0 0	66 0	1436 1				
STEAL ALTER PUBLIC D	1 0	0 0	0 0	0 0	1 0		0 0	1 0	0 0	0 0	1 0	2 0				
ROBBERY	321 3	1111 2	247 1	1 1	1680 2		34 1	113 1	29 0	0 0	176 1	1856 2				
ARMED ROBBERY	29 0	452 1	158 1	0 0	639 1		3 0	39 0	11 0	0 0	53 0	692 1				
HIJACKING MOTOR VEHI	1 0	5 0	0 0	0 0	6 0		1 0	0 0	0 0	0 0	1 0	7 0				
CRIMINAL ATTEMPT ROB	22 0	65 0	17 0	0 0	104 0		2 0	5 0	0 0	0 0	7 0	111 0				
CRMNL ATMPT ARMED RO	16 0	41 0	6 0	0 0	63 0		0 0	2 0	0 0	0 0	2 0	65 0				
MISC. SEXUAL	2 0	27 0	27 0	0 0	56 0		0 0	3 0	0 0	0 0	3 0	59 0				
RAPE	11 0	145 0	99 0	0 0	255 0		0 0	0 0	0 0	0 0	0 0	255 0				
SODOMY	9 0	31 0	49 0	1 1	90 0		0 0	1 0	1 0	0 0	2 0	92 0				
AGGRAVATED SODOMY	6 0	40 0	79 0	0 0	125 0		0 0	0 0	1 0	0 0	1 0	126 0				
BESTIALITY	0 0	0 0	1 0	0 0	1 0		0 0	0 0	0 0	0 0	0 0	1 0				
SEDUCTION	0 0	2 0	1 0	0 0	3 0		0 0	1 0	0 0	0 0	1 0	4 0				
INCEST	4 0	20 0	85 0	0 0	109 0		0 0	4 0	6 0	0 0	10 0	119 0				
BIGAMY	0 0	1 0	4 0	0 0	5 0		0 0	1 0	1 0	0 0	2 0	7 0				
MARRY A BIGAMIST	0 0	0 0	0 0	0 0	0 0		0 0	1 0	0 0	0 0	1 0	1 0				
AGGRAVATED SEXUAL BA	3 0	19 0	29 0	0 0	51 0		0 0	1 0	1 0	0 0	2 0	53 0				
PANDERING BY COMPULS	0 0	2 0	2 0	0 0	4 0		0 0	0 0	0 0	0 0	0 0	4 0				
STATUTORY RAPE	238 2	625 1	49 0	0 0	912 1		1 0	19 0	3 0	0 0	23 0	935 1				
CHILD MOLESTATION	121 1	903 2	1329 5	7 5	2360 2		8 0	50 0	25 0	0 0	83 0	2443 2				
ENTICING CHILD-INDEC	15 0	87 0	68 0	1 1	171 0		1 0	13 0	2 0	0 0	16 0	187 0				
AGGRAV. CHILD MOLEST	13 0	111 0	159 1	0 0	283 0		1 0	7 0	1 0	0 0	9 0	292 0				
NECROPHILIA	0 0	1 0	0 0	0 0	1 0		0 0	0 0	1 0	0 0	1 0	2 0				
SEXL/ASSLT/AGN/PERS/	1 0	21 0	9 0	0 0	31 0		0 0	2 0	0 0	0 0	2 0	33 0				
SOLICIT SODOMY FROM	0 0	4 0	4 0	0 0	8 0		0 0	1 0	0 0	0 0	1 0	9 0				
CRIMINAL ATTPPT RAPE	2 0	30 0	14 0	0 0	46 0		0 0	0 0	0 0	0 0	0 0	46 0				

(continued)

Probationer Statistical Profile

Sample: Active & admin probationers, not in facilities  
Act probationers 05/22/2001

Requestor: Statistics

MOST SERIOUS OFFENSE by current age & sex (CONTINUED)

MOST SERIOUS OFFENSE	Men					Women					Grand Total	%	
	age 00-21	age 22-39	age 40-98	age UNKWN	Men Total	age 00-21	age 22-39	age 40-98	age UNKWN	Women Total			
CRIMINAL ATTPPT SODOM	0	0	2	0	2	0	0	0	0	0	2	0	
CRIMINAL ATTPPT AGG S	0	1	1	0	2	0	0	0	0	0	2	0	
MISC. OBSCENITY	1	3	5	0	9	0	0	0	0	0	9	0	
DISTRIBUTING OBSCENE	0	2	1	0	3	0	0	0	0	0	3	0	
DISTR MAT DEPICT NUD	0	2	1	0	3	0	0	0	0	0	3	0	
MISC. PUBLIC ORDER	1	6	2	0	9	0	1	1	0	2	11	0	
TREASON	0	0	0	0	0	0	1	0	0	1	1	0	
INCITING TO INSURREC	1	1	0	0	2	0	0	0	0	0	2	0	
FALSE SWEARNG WRITTN	8	26	9	0	43	1	15	2	0	18	61	0	
ABUSE OF GOVT OFFICE	1	0	1	0	2	0	0	0	0	0	2	0	
BRIBERY GOVT OFFICER	0	9	14	0	23	0	6	3	0	9	32	0	
VIOLATE OATH PUBLIC	0	4	2	0	6	0	2	1	0	3	9	0	
INFLUENCE LEGISLATIV	0	0	1	0	1	0	0	0	0	0	1	0	
INFLUENCE GOVT OFFIC	0	1	0	0	1	0	0	0	0	0	1	0	
GOVT OFFCL SELL TO G	0	0	2	0	2	0	0	0	0	0	2	0	
DEFRAUDING STATE	0	18	34	0	52	1	193	127	2	321	373	0	
CONSPIRE RESTRAIN FR	0	1	0	0	1	0	1	0	0	1	2	0	
FALSE CERTIFICATES	0	6	2	0	8	0	5	0	0	5	13	0	
INFLUENCING WITNESS	2	13	6	0	21	0	6	3	0	9	30	0	
OBSTR OF LAW ENF OFF	182	2	1161	2	409	2	33	216	1	97	1	2101	2
MISC JUDICIAL PROCEE	0	0	3	0	3	1	0	0	0	1	4	0	
PERJURY	2	12	13	0	27	2	8	2	0	12	39	0	
FALSE SWEARING	1	17	10	0	28	1	11	6	0	18	46	0	
SUBORDINATION OF PER	0	0	1	0	1	0	0	1	0	1	2	0	
IMPERSONATION	1	14	2	0	17	2	4	1	0	7	24	0	
IMPERSONATING OFFIC	4	34	16	1	55	0	1	0	0	1	56	0	
BARRATRY	1	6	0	0	7	0	0	0	0	0	7	0	
EMBRACERY	0	0	1	0	1	0	2	0	0	2	3	0	
FALSE STATEMENTS GOV	19	76	50	0	145	9	62	18	0	89	234	0	
UNAUTH REPRESENTN PEAC	0	1	0	0	1	0	0	0	0	0	1	0	
IMPRSNTNG ANTHR RBAL	0	1	0	0	1	0	3	1	0	4	5	0	
ESCAPE	15	159	57	0	231	1	24	7	0	32	263	0	
AIDING ESCAPE	0	6	0	0	6	1	10	4	0	15	21	0	
HINDERING APPREH OR	21	76	20	0	117	8	45	27	0	80	197	0	
COMPOUNDING A CRIME	1	1	0	0	2	0	3	0	0	3	5	0	

(continued)

Probationer Statistical Profile

Sample: Active & admin probationers, not in facilities  
Act probationers 05/22/2001

Requestor: Statistics

MOST SERIOUS OFFENSE by current age & sex (CONTINUED)

MOST SERIOUS OFFENSE	Men					Women					Grand Total	%
	age 00-21	age 22-39	age 40-98	age UNKWN	Men Total	age 00-21	age 22-39	age 40-98	age UNKWN	Women Total		
BAIL JUMPING	3	18	10	0	31	0	4	1	0	5	36	
CRIMINAL ATTEMPT ESC	1	2	2	0	5	0	1	0	0	1	6	
FALSE PUBLIC ALARM	14	12	0	0	26	2	5	1	0	8	34	
CRIM INTER WITH GOV'T	53	197	59	1	310	8	25	11	0	44	354	
MISC. GAMBLING/RELAT	0	1	0	0	1	0	0	0	0	0	1	
COMMERICAL GAMBLING	0	0	9	0	9	0	2	2	0	4	13	
COMMUNICATING GAMBL	0	3	4	0	7	0	0	0	0	0	7	
BRIBERY OF CONTESTAN	0	1	1	0	2	0	1	0	0	1	3	
GAMBLING ACT ON BUSI	0	0	1	0	1	0	1	1	0	2	3	
DOGFIGHTING	2	10	1	0	13	0	0	2	0	2	15	
LOTTERY VIOLATION	3	4	1	0	8	3	7	2	0	12	20	
BOARDING BUS W/CONCL	0	5	0	0	5	1	0	0	0	1	6	
CRUELTY TO CHILDREN	21	500	269	2	792	18	394	114	0	526	1318	
SEX EXPLOITATION CHI	3	14	24	0	41	1	2	1	0	4	45	
ABANDONMENT OF CHILD	0	33	30	0	63	0	3	2	0	5	68	
CNTRBTNG DELINQENCY	1	3	2	0	6	0	3	1	0	4	10	
MISC WEAPON/EXPLOSIV	17	19	8	0	44	0	2	0	0	2	46	
CARRY CONCEALED WEAP	16	93	28	0	137	0	8	0	0	8	145	
CARRY PISTL WITHOUT	3	6	1	0	10	0	0	1	0	1	11	
ALTER PISTL LICENSE	0	3	1	0	4	0	0	0	0	0	4	
POSS OF FIREARM DUR	15	77	59	0	151	1	8	7	0	16	167	
POSS OF CERTAIN WEAP	27	83	56	0	166	2	5	2	0	9	175	
POSS FIREARM CONVCT	12	566	501	2	1081	0	22	18	0	40	1121	
CARRYING WEAPON AT S	103	55	4	0	162	13	4	1	0	18	180	
GUARD LINE WITH WEAP	1	1	1	0	3	0	0	1	0	1	4	
POSS WEAPON BY PRISO	1	6	1	0	8	0	0	0	0	0	8	
MISUSE FIREARM HUNTI	0	0	1	0	1	0	0	0	0	0	1	
MISC INVASION OF PRI	0	1	2	0	3	0	1	1	0	2	5	
EAVESDROP & SURVEILL	0	7	7	1	15	0	0	1	0	1	16	
PEEPING TOM	5	82	40	0	127	0	1	0	0	1	128	
P/S/D OF EAVESDROP D	0	3	0	0	3	0	0	0	0	0	3	
RACKETEERING	0	5	20	0	25	0	2	4	0	6	31	
S/D NARCOTICS, OPIAT	34	391	195	1	621	2	68	46	0	116	737	
S/D DEP, STIM, CNTRF D	30	221	115	1	367	3	39	28	2	72	439	
SALE-DIST OF LSD	9	26	1	0	36	1	0	1	0	2	38	

(continued)

Probationer Statistical Profile

Sample: Active & admin probationers, not in facilities  
Act probationers 05/22/2001

Requestor: Statistics

MOST SERIOUS OFFENSE by current age & sex (CONTINUED)

MOST SERIOUS OFFENSE	Men							Women							Grand Total	%
	age 00-21	age 22-39	age 40-98	age UNKWN	Men Total	age 00-21	age 22-39	age 40-98	age UNKWN	Women Total						
SALE/DIST OF MARIJUUA	298	1327	397	1	2023	25	209	95	0	329	2352	2				
S/D OF ALCOHOLIC IN	0	1	3	0	4	0	0	1	0	1	5	0				
POSS NARCOTICS, OPIA	77	577	338	2	994	13	156	96	0	265	1259	1				
POSS DEP, STIM, CNTRF	45	509	248	1	803	12	184	77	0	273	1076	1				
POSS OF L.S.D.	33	81	5	0	119	3	10	4	0	17	136	0				
POSS OF MARIJUANA	307	1311	383	3	2004	31	220	113	0	364	2368	2				
ILLEGAL POSS/MANF LI	2	4	6	0	12	0	1	0	0	1	13	0				
ILLEGAL ATTM TO OBT	3	57	50	0	110	4	111	89	0	204	314	0				
VIOLATE GA CNTRL SBS	1491	9478	4320	20	15309	172	2332	1180	5	3689	18998	16				
VIOLATE DNGROUS DRGS	15	55	24	0	94	1	26	12	0	39	133	0				
UNLWFL MFG/DEL/DIST	3	44	29	0	76	1	5	4	0	10	86	0				
FURNISH LIQUOR TO MI	1	0	0	0	2	0	0	0	0	0	2	0				
POSS DRUG RELATED MA	3	22	6	0	31	0	13	5	0	18	49	0				
SALE/DIST CONT SUB P	12	49	16	0	77	1	10	6	0	17	94	0				
SALE/DIST CONT SUB S	9	32	5	0	46	0	4	0	0	4	50	0				
SALE/DISTRIBUTION CO	310	1809	661	4	2784	23	285	157	2	467	3251	3				
POSSESSION OF COCAIN	669	4044	1933	12	6658	87	900	469	2	1458	8116	7				
CRMNL ATPT VIOL SUBS	20	221	177	1	419	5	89	79	1	174	593	0				
MISC. DRUGS TRAFFICK	2	39	22	0	63	0	12	3	1	16	79	0				
COCAINE LESS 200 GRA	13	211	144	0	368	3	40	43	0	86	454	0				
COCAINE 201-400 GRAM	3	26	23	0	52	0	8	4	0	12	64	0				
COCAINE 401 OR MORE	0	3	9	0	12	0	1	3	0	4	16	0				
NARCOTICS LESS 14 GR	0	2	2	0	4	1	0	0	0	1	5	0				
NARCOTICS 15-28 GRAM	1	3	0	0	4	0	1	0	0	1	5	0				
NARCOTICS 29 MORE GR	0	2	1	0	3	0	0	1	0	1	4	0				
MARIJUANA 101-2000 P	0	17	18	0	35	1	4	3	0	8	43	0				
MARIJUANA 2001-10000	0	3	0	0	3	0	1	0	0	1	4	0				
MARIJUANA 10001 LBS	1	3	3	0	7	0	1	0	0	1	8	0				
TRFFKNG METHAQUALONE	0	3	4	0	7	1	1	2	0	4	11	0				
TRFFKNG MTHAQUALONE>	0	2	3	0	5	0	1	0	0	1	6	0				
AMPHETAMINE 28-199 G	0	13	4	0	17	0	3	2	0	5	22	0				
AMPHETAMINE 200-399	0	2	4	0	6	0	0	1	0	1	7	0				
AMPHETAMINE 400+ GRA	0	0	0	0	0	0	1	0	0	1	1	0				
TRANSACTIONS DRUG OB	0	1	0	0	1	0	1	0	0	1	2	0				
TRANSACTIONS CNTRFT	1	5	0	0	6	0	1	1	0	2	8	0				

(continued)

Probationer Statistical Profile

Sample: Active & admin probationers, not in facilities  
Act probationers 05/22/2001

Requestor: Statistics

MOST SERIOUS OFFENSE by current age & sex (CONTINUED)

MOST SERIOUS OFFENSE	Men					Women					Grand Total	%
	age 00-21	age 22-39	age 40-98	age UNKWN	Men Total	age 00-21	age 22-39	age 40-98	age UNKWN	Women Total		
USE COMM FACILITY VIO	2 0	8 0	5 0	0 0	15 0	1 0	1 0	2 0	0 0	4 0	19 0	
ATT/CONSPRCY COMMT C	2 0	27 0	13 0	0 0	42 0	3 0	13 0	12 0	0 0	28 0	70 0	
UNATHZD DIST CONTRLL	2 0	3 0	7 0	0 0	12 0	0 0	1 0	2 0	0 0	3 0	15 0	
ILLGL DIST CONTRLLD	1 0	9 0	7 0	0 0	17 0	0 0	3 0	1 0	0 0	4 0	21 0	
VIOL MOTOR VEHICLE L	12 0	137 0	106 0	1 1	256 0	2 0	29 0	17 0	0 0	48 0	304 0	
ALTER CAR TITLE	0 0	1 0	6 0	0 0	7 0	0 0	0 0	0 0	0 0	0 0	7 0	
DRVNG HABTL VIOLATOR	3 0	1578 3	1706 6	6 5	3293 3	0 0	120 1	131 2	0 0	251 1	3544 3	
HABIT TRAF VOIL/IMPA	1 0	201 0	196 1	2 2	400 0	0 0	15 0	29 0	0 0	44 0	444 0	
HABIT TRAF VIOL/OTHE	2 0	240 0	219 1	2 2	463 0	0 0	15 0	16 0	0 0	31 0	494 0	
SELL UNSTAMPED CIG/C	0 0	0 0	1 0	0 0	1 0	0 0	0 0	0 0	0 0	0 0	1 0	
DSTL ALCOHOL BEVERAG	0 0	0 0	3 0	0 0	3 0	0 0	0 0	1 0	0 0	1 0	4 0	
POSS UNAUTHORIZED ST	0 0	0 0	0 0	0 0	0 0	0 0	1 0	0 0	0 0	1 0	1 0	
POSS CONTRABAND ARTI	2 0	3 0	2 0	0 0	7 0	0 0	2 0	0 0	0 0	2 0	9 0	
TRNSPRT CONTRABAND A	0 0	1 0	0 0	0 0	1 0	0 0	1 0	0 0	0 0	1 0	2 0	
CONCEAL CONTRABAND	0 0	0 0	1 0	0 0	1 0	0 0	0 0	0 0	0 0	0 0	1 0	
MISC. MRALS/PBLIC H/	0 0	6 0	3 0	0 0	9 0	0 0	1 0	1 0	0 0	2 0	11 0	
VIOLATN GAME AND FIS	0 0	1 0	0 0	0 0	1 0	0 0	0 0	0 0	0 0	0 0	1 0	
MISC CORRECTIONL INS	3 0	10 0	3 0	0 0	16 0	0 0	6 0	3 0	0 0	9 0	25 0	
VIOLATION OTHR STATE	41 0	203 0	84 0	0 0	328 0	9 0	80 0	35 0	0 0	124 0	452 0	
CONSPIRACY	15 0	42 0	13 0	1 1	71 0	4 0	32 0	7 0	0 0	43 0	114 0	
CRIMINAL ATTEMPT	42 0	200 0	119 0	0 0	361 0	9 0	76 0	34 0	0 0	119 0	480 0	
AIRCRAFT HIJACKING	0 0	2 0	0 0	0 0	2 0	0 0	0 0	0 0	0 0	0 0	2 0	
UNAUTH DIST RECRD DE	0 0	3 0	4 0	0 0	7 0	0 0	0 0	0 0	0 0	0 0	7 0	
CRIMINAL SOLICITATIO	0 0	19 0	21 0	0 0	40 0	1 0	7 0	5 0	0 0	13 0	53 0	
PARTY TO A CRIME	4 0	8 0	1 0	0 0	13 0	1 0	5 0	2 0	0 0	8 0	21 0	
CRIMINAL TRESPASSING	5 0	7 0	6 0	0 0	18 0	1 0	1 0	1 0	0 0	3 0	21 0	
GANG PARTICIPATION	73 1	677 1	346 1	0 0	1096 1	16 1	166 1	81 1	0 0	263 1	1359 1	
Total reported	11709	58425	27687	132	97953	2352	16966	7231	20	26569	124522	
Percent Reported	100.6	101.1	101.3	100.0	101.1	100.6	101.0	101.1	100.0	101.0	101.1	
NOT REPORTED	169	1378	725	3	2275	32	334	146	1	513	2788	
Total	11641	57766	27344	132	96883	2337	16801	7152	20	26310	123193	



Probationer Statistical Profile

Sample: Active & admin probationers, not in facilities  
Act probationers 05/22/2001

Requestor: Statistics

MOST SERIOUS CRIME TYPE by current age & sex

CRIME TYPE	Men					Women					Grand Total %
	age 00-21 %	age 22-39 %	age 40-98 %	age UNKWN %	Men Total %	age 00-21 %	age 22-39 %	age 40-98 %	age UNKWN %	Women Total %	
VIOL/PERSN	1291 11	8352 14	4376 16	28 21	14047 14	273 12	1841 11	747 10	1 5	2862 11	16909 14
NVIOL/PERS	159 1	250 0	177 1	0 0	586 1	18 1	39 0	17 0	0 0	74 0	660 1
PROPERTY	5311 46	19274 33	6924 25	25 19	31534 33	1452 62	8747 52	3104 43	5 25	13308 51	44842 36
DRUG SALES	734 6	4303 7	1694 6	7 5	6738 7	66 3	716 4	418 6	5 25	1205 5	7943 6
DRUG POSSN	2811 24	16645 29	7557 28	39 30	27052 28	357 15	4124 25	2157 30	8 40	6646 25	33698 27
ALCOHOL	24 0	16 0	23 0	0 0	63 0	0 0	4 0	4 0	0 0	8 0	71 0
HABIT/DUI	120 1	2847 5	2677 10	14 11	5658 6	21 1	318 2	281 4	0 0	620 2	6278 5
SEX OFFEND	450 4	2116 4	2064 8	9 7	4639 5	12 1	107 1	42 1	0 0	161 1	4800 4
OTHER	740 6	3962 7	1852 7	10 8	6564 7	138 6	905 5	382 5	1 5	1426 5	7990 6
Total reported	11640	57765	27344	132	96881	2337	16801	7152	20	26310	123191
Percent Reported	100.0	100.0	100.0	100.0	100.0	100.0	100.0	100.0	100.0	100.0	100.0
NOT REPORTED	1	1	0	0	2	0	0	0	0	0	2
Total	11641	57766	27344	132	96883	2337	16801	7152	20	26310	123193