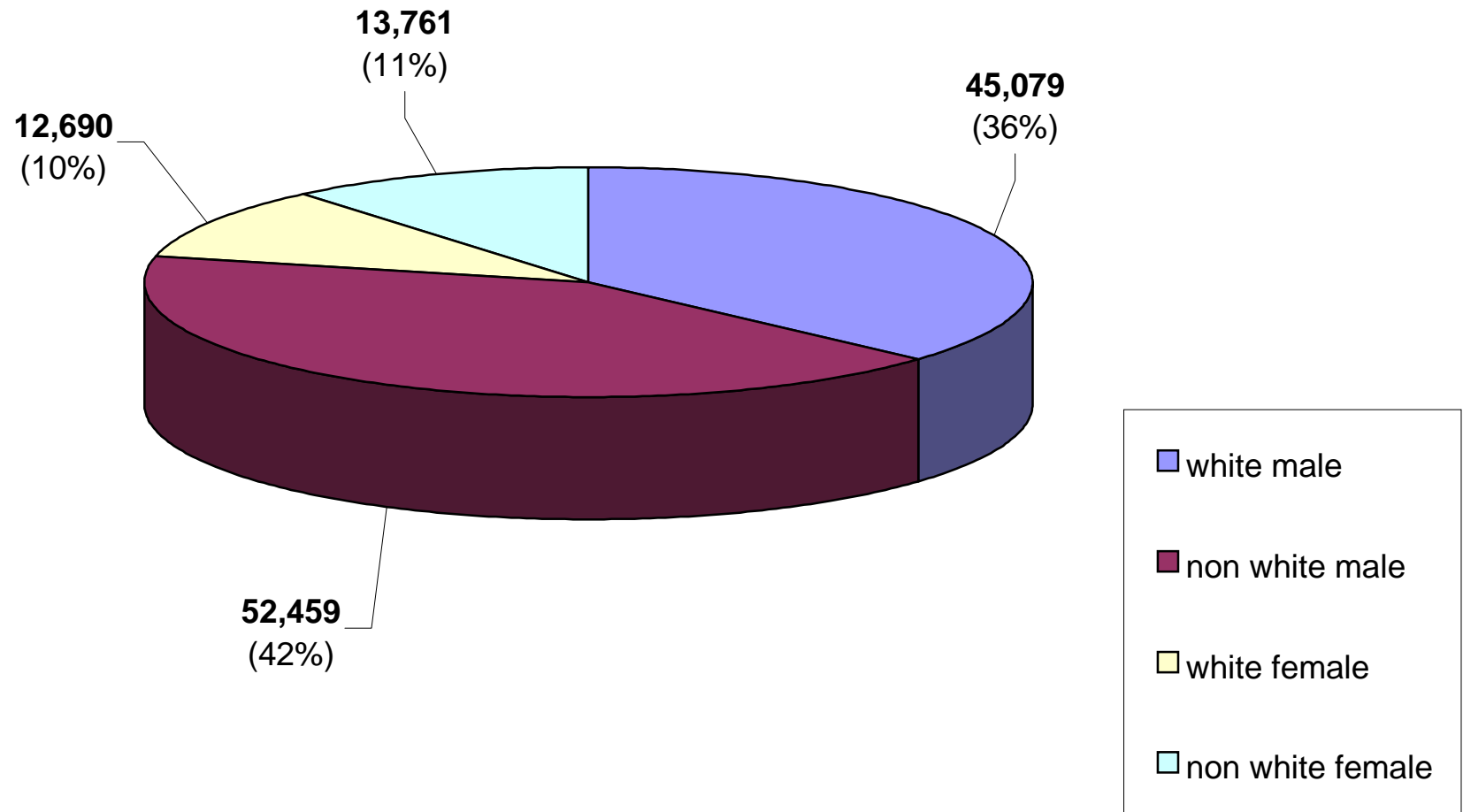
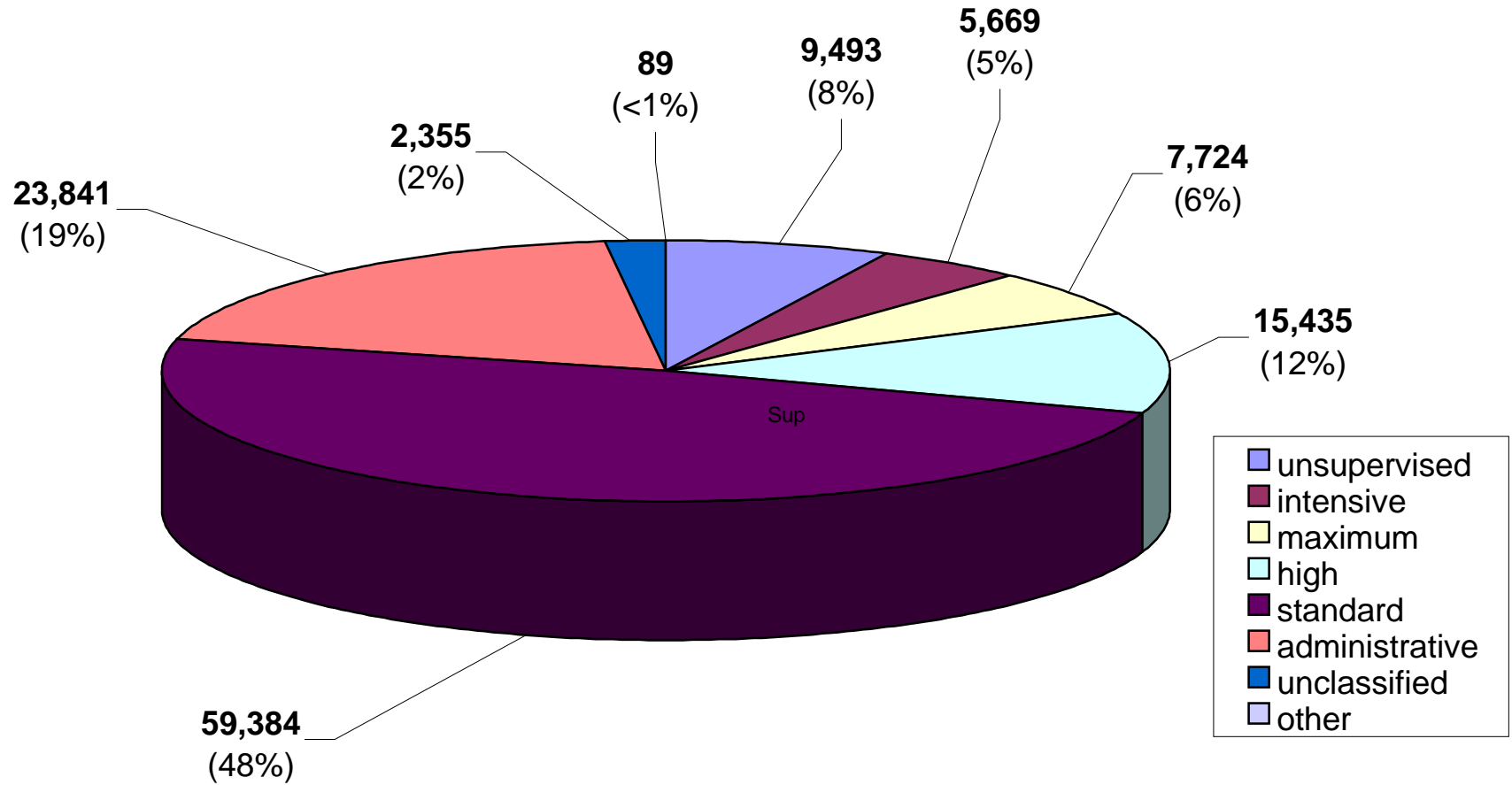


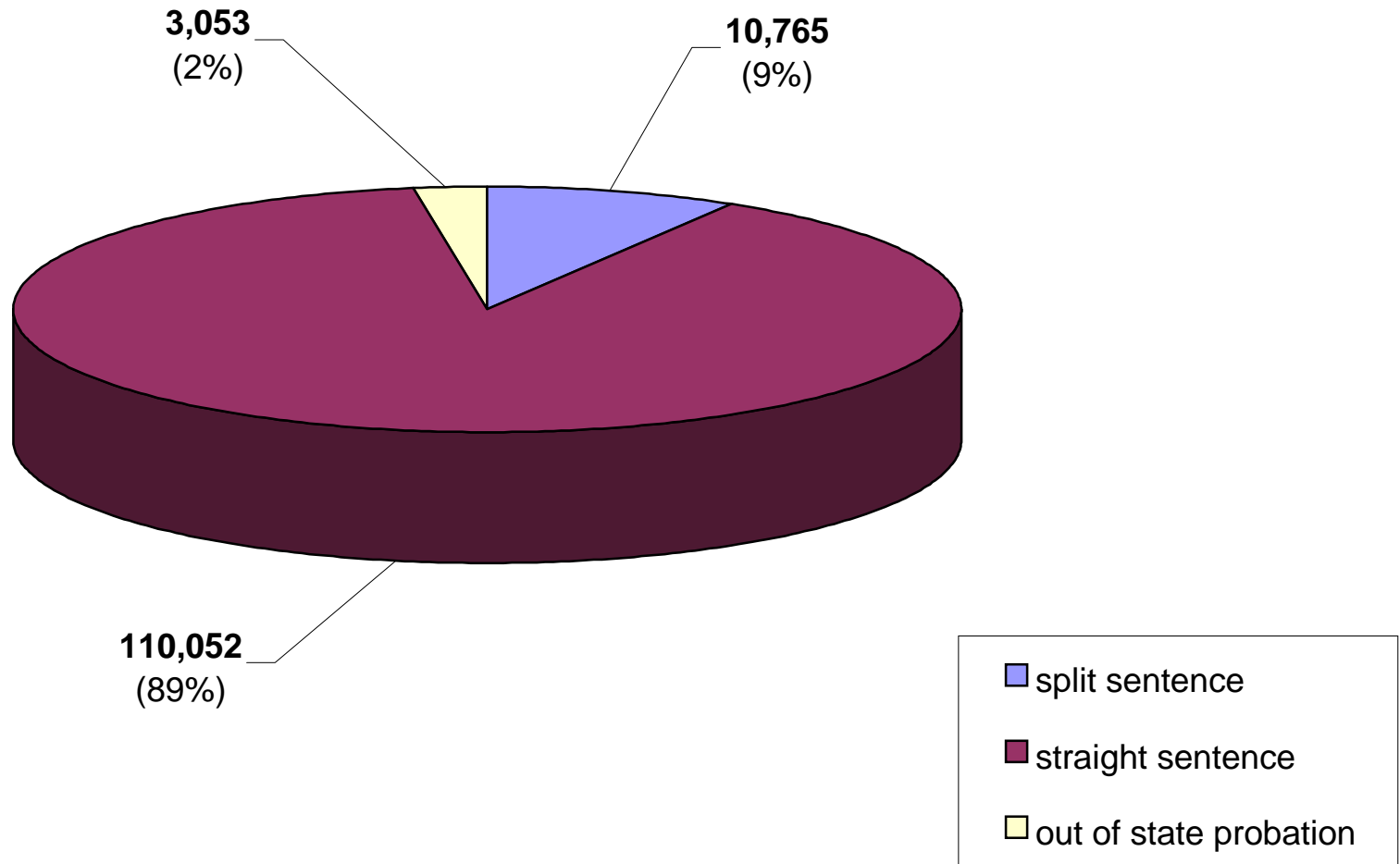
Active Probationers By Race & Gender



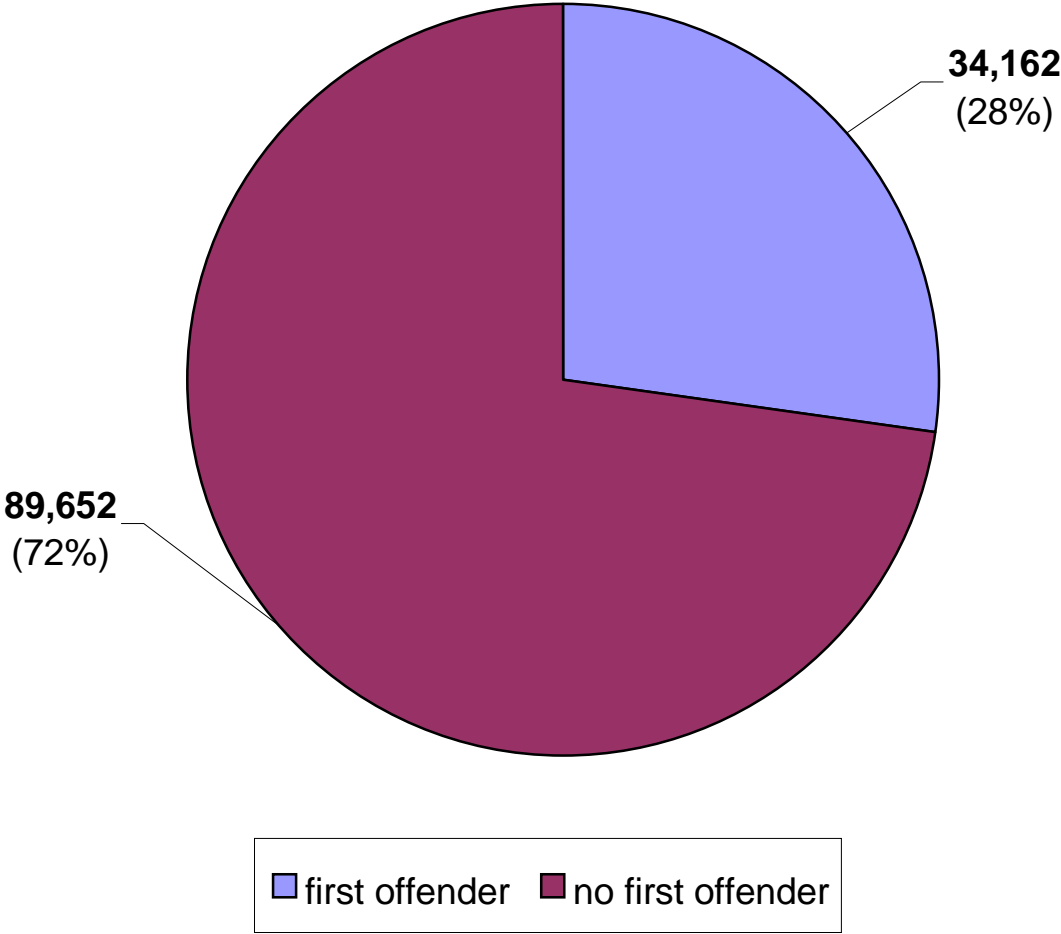
Active Probationers By Current Supervision Type



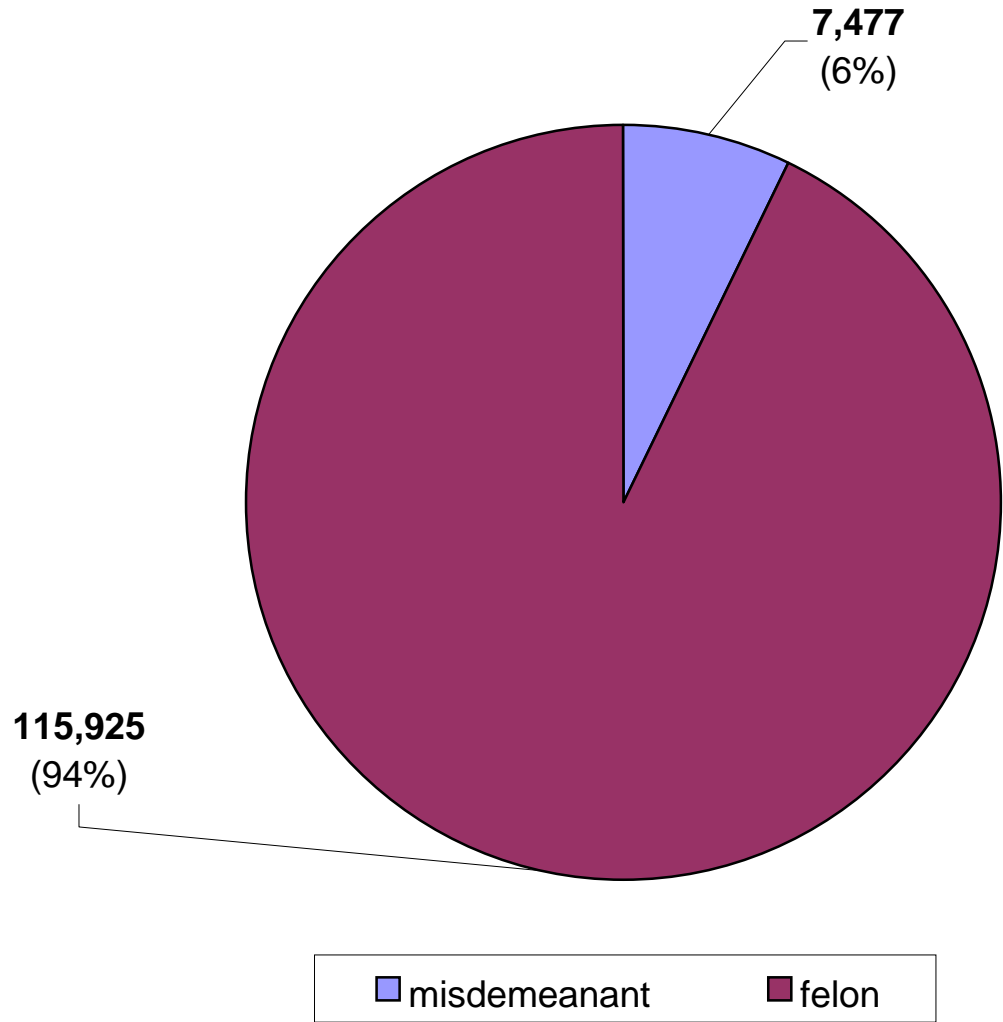
Active Probationers By Case Type



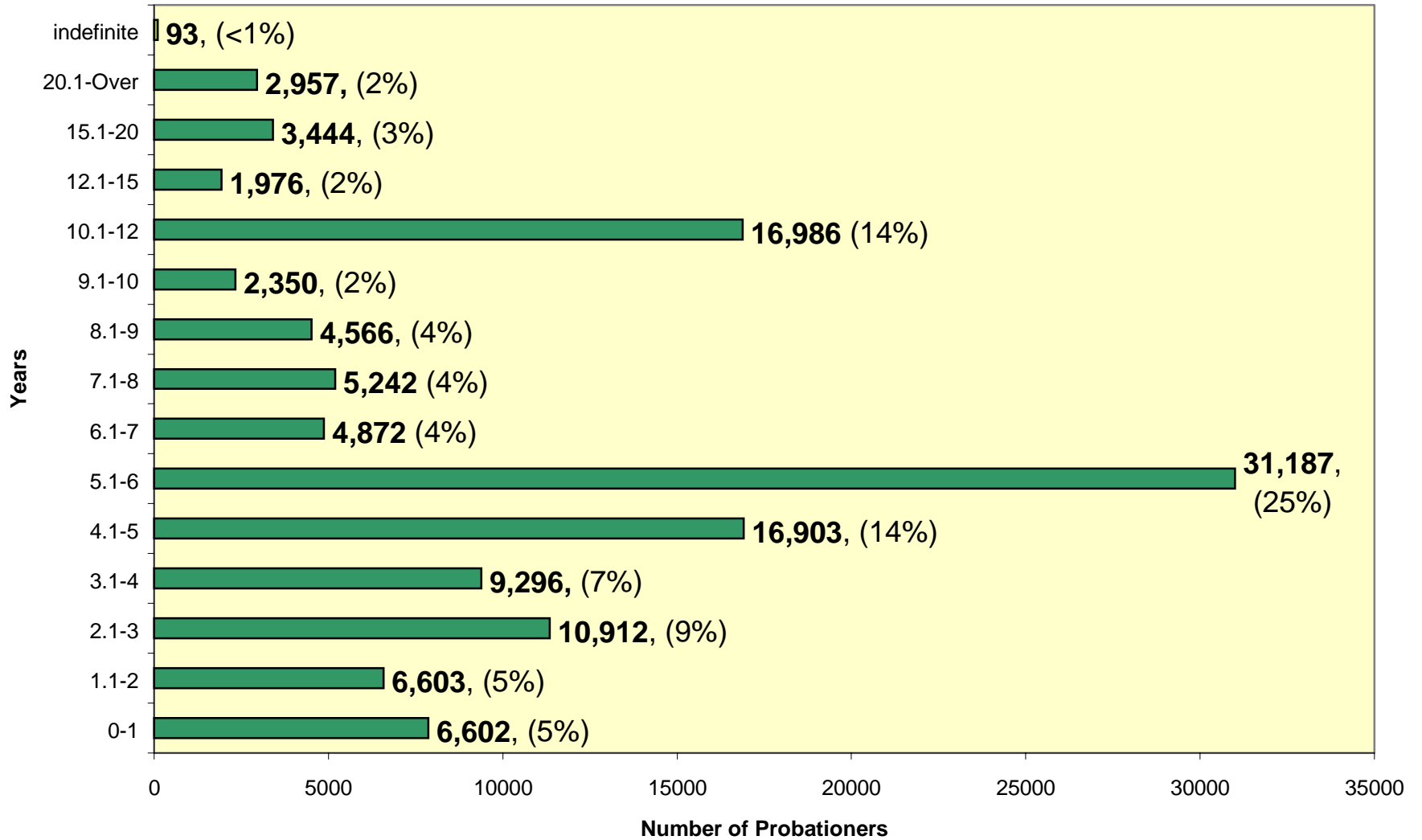
Active Probationers By First Offender Status



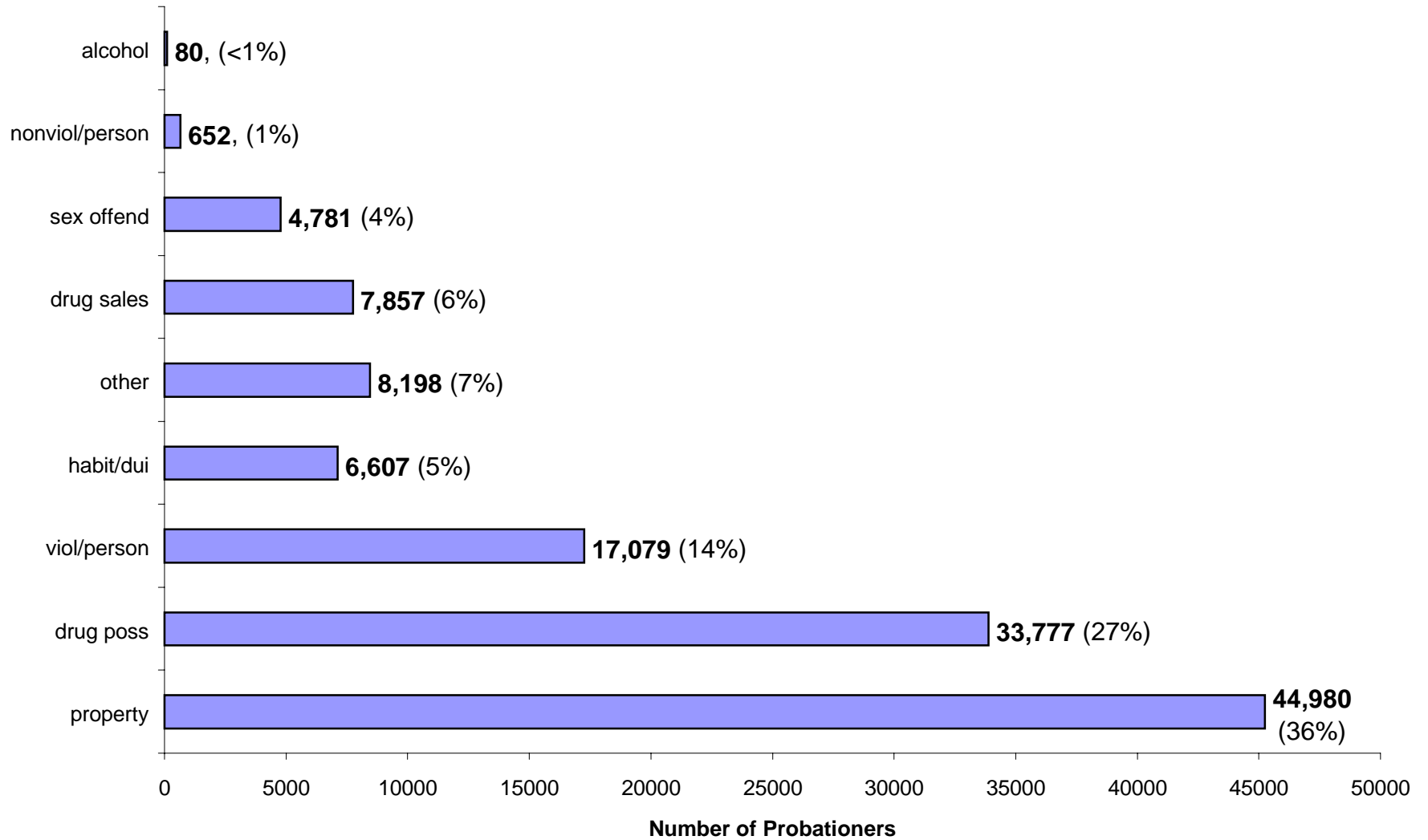
Active Probationer By Sentence Type



Active Probationers By Sentence Length



Active Probationers by Crime Type



Probationer Statistical Profile

Table of contents for Active & admin probationers, not in facilities

Title	Page
-----	----
RACE AND SEX	2
CURRENT SUPERVISION TYPE	3
ORIGINAL SUPERVISION TYPE	4
TOTAL RISK SCORE	5
TOTAL NEED SCORE	6
COUNTY OF CONVICTION	7
CIRCUIT OF CONVICTION	12
CIRCUIT OF CURRENT SUPERVISION	14
SENTENCE LENGTH	16
TIME SERVED	17
TIME LEFT TO SERVE	18
CASE TYPE	19
RELEASE TYPE	20
FIRST OFFENDER STATUS	21
TYPE PROBATIONER	22
MOST SERIOUS CRIME BY GROUP	23
MOST SERIOUS OFFENSE	24
MOST SERIOUS CRIME TYPE	34

Probationer Statistical Profile

Sample: Active & admin probationers, not in facilities
Act probationers 04/25/2001

Requestor: Statistics

RACE AND SEX by current age & sex

RACE AND SEX	M e n				W o m e n				Grand Total %		
	age 00-21 %	age 22-39 %	age 40-98 %	age UNKWN %	Men Total %	age 00-21 %	age 22-39 %	age 40-98 %		age UNKWN %	Women Total %
WHITE MALE	5167 44	26159 45	13660 50	93 68	45079 46	0 0	0 0	0 0	0 0	0 0	45079 36
NON WHITE MALE	6607 56	32031 55	13777 50	44 32	52459 54	0 0	0 0	0 0	0 0	0 0	52459 42
WHITE FEMALE	0 0	0 0	0 0	0 0	0 0	1041 44	7924 47	3713 52	12 57	12690 48	12690 10
NON WHITE FEMALE	0 0	0 0	0 0	0 0	0 0	1326 56	8983 53	3443 48	9 43	13761 52	13761 11
Total reported	11774	58190	27437	137	97538	2367	16907	7156	21	26451	123989
Percent Reported	100.0	100.0	100.0	100.0	100.0	100.0	100.0	100.0	100.0	100.0	100.0
NOT REPORTED	0	0	1	0	1	0	0	0	0	0	1
Total	11774	58190	27438	137	97539	2367	16907	7156	21	26451	123990
AVERAGE W-AGE	19.86	29.80	47.54	***	33.59	19.87	30.46	46.25	***	33.79	33.64

*** Average age excludes missing dates of birth

Probationer Statistical Profile

Sample: Active & admin probationers, not in facilities
Act probationers 04/25/2001

Requestor: Statistics

CURRENT SUPERVISION TYPE by current age & sex

SUPERVISION TYPE	Men						Women						Grand Total %
	age 00-21 %	age 22-39 %	age 40-98 %	age UNKWN %	Men Total %	age 00-21 %	age 22-39 %	age 40-98 %	age UNKWN %	Women Total %			
UNSUPERVISED	335 3	4638 8	2526 9	12 9	7511 8	70 3	1282 8	627 9	3 14	1982 7	9493 8		
WARRANT	0 0	3 0	0 0	0 0	3 0	0 0	0 0	0 0	0 0	0 0	3 0		
BC AFTERCARE	0 0	0 0	0 0	0 0	0 0	0 0	0 0	0 0	0 0	0 0	0 0		
HOME CONFINEMENT	0 0	4 0	1 0	0 0	5 0	0 0	1 0	0 0	0 0	1 0	6 0		
INTENSIVE	929 8	2660 5	965 4	4 3	4558 5	118 5	741 4	250 3	2 10	1111 4	5669 5		
MAXIMUM	763 6	4037 7	1933 7	12 9	6745 7	67 3	652 4	260 4	0 0	979 4	7724 6		
HIGH	1654 14	7868 14	3569 13	12 9	13103 13	199 8	1529 9	603 8	1 5	2332 9	15435 12		
MEDIUM	0 0	1 0	0 0	0 0	1 0	0 0	0 0	0 0	0 0	0 0	1 0		
STANDARD	6568 56	25670 44	11658 42	73 53	43969 45	1693 72	9756 58	3953 55	13 62	15415 58	59384 48		
ADMINISTRATIVE	1319 11	12086 21	6177 23	21 15	19603 20	204 9	2684 16	1348 19	2 10	4238 16	23841 19		
FINANCIAL	1 0	16 0	60 0	0 0	77 0	0 0	1 0	1 0	0 0	2 0	79 0		
OBSOLETE CODES	0 0	0 0	0 0	0 0	0 0	0 0	0 0	0 0	0 0	0 0	0 0		
UNCLASSIFIED	205 2	1207 2	549 2	3 2	1964 2	16 1	261 2	114 2	0 0	391 1	2355 2		
Total reported	11774	58190	27438	137	97539	2367	16907	7156	21	26451	123990		
Percent Reported	100.0	100.0	100.0	100.0	100.0	100.0	100.0	100.0	100.0	100.0	100.0		
NOT REPORTED	0	0	0	0	0	0	0	0	0	0	0		
Total	11774	58190	27438	137	97539	2367	16907	7156	21	26451	123990		

* NOTE: IN MARCH, 1994 COMMUNITY CORRECTIONS REDEFINED THEIR TYPES. MEDIUM AND MINIMUM WERE COLLAPSED INTO STANDARD AND MAXIMUM WAS COMBINED WITH HIGH

Probationer Statistical Profile

Sample: Active & admin probationers, not in facilities
Act probationers 04/25/2001

Requestor: Statistics

ORIGINAL SUPERVISION TYPE by current age & sex

SUPERVISION TYPE	Men				Women				Grand Total %		
	age 00-21 %	age 22-39 %	age 40-98 %	age UNKWN %	Men Total %	age 00-21 %	age 22-39 %	age 40-98 %		age UNKWN %	Women Total %
UNSUPERVISED	0 0	2 0	5 0	0 0	7 0	0 0	0 0	0 0	0 0	0 0	7 0
WARRANT	0 0	2 0	1 0	0 0	3 0	0 0	0 0	0 0	0 0	0 0	3 0
BC AFTERCARE	0 0	64 0	1 0	0 0	65 0	0 0	0 0	0 0	0 0	0 0	65 0
HOME CONFINEMENT	1 0	21 0	6 0	0 0	28 0	0 0	3 0	1 0	0 0	4 0	32 0
INTENSIVE	1226 10	5214 9	2162 8	24 18	8626 9	136 6	1390 8	586 8	4 19	2116 8	10742 9
MAXIMUM	669 6	4689 8	2827 10	16 12	8201 8	76 3	777 5	360 5	0 0	1213 5	9414 8
HIGH	1728 15	10309 18	5052 18	19 14	17108 18	225 10	2105 12	963 13	2 10	3295 12	20403 16
MEDIUM	2 0	558 1	424 2	0 0	984 1	0 0	142 1	148 2	0 0	290 1	1274 1
STANDARD	7150 61	28027 48	12414 45	66 48	47657 49	1837 78	10757 64	4208 59	14 67	16816 64	64473 52
ADMINISTRATIVE	708 6	5205 9	2586 9	8 6	8507 9	76 3	933 6	487 7	1 5	1497 6	10004 8
FINANCIAL	1 0	25 0	69 0	0 0	95 0	0 0	1 0	2 0	0 0	3 0	98 0
OBSOLETE CODES	0 0	0 0	0 0	0 0	0 0	0 0	0 0	0 0	0 0	0 0	0 0
UNCLASSIFIED	289 2	4074 7	1891 7	4 3	6258 6	17 1	799 5	401 6	0 0	1217 5	7475 6
Total reported	11774	58190	27438	137	97539	2367	16907	7156	21	26451	123990
Percent Reported	100.0	100.0	100.0	100.0	100.0	100.0	100.0	100.0	100.0	100.0	100.0
NOT REPORTED	0	0	0	0	0	0	0	0	0	0	0
Total	11774	58190	27438	137	97539	2367	16907	7156	21	26451	123990

* NOTE: IN MARCH, 1994 COMMUNITY CORRECTIONS REDEFINED THEIR TYPES. MEDIUM AND MINIMUM WERE COLLAPSED INTO STANDARD AND MAXIMUM WAS COMBINED WITH HIGH

Probationer Statistical Profile

Sample: Active & admin probationers, not in facilities
Act probationers 04/25/2001

Requestor: Statistics

TOTAL RISK SCORE by current age & sex

SCORE	M e n					W o m e n					Grand Total %
	age 00-21 %	age 22-39 %	age 40-98 %	age UNKWN %	Men Total %	age 00-21 %	age 22-39 %	age 40-98 %	age UNKWN %	Women Total %	
< 00 (ADMIN.)	0 0	0 0	0 0	0 0	0 0	0 0	0 0	0 0	0 0	0 0	0 0
00-07 (MINIMUM)	0 0	226 0	226 1	0 0	452 0	1 0	76 0	123 2	0 0	200 1	652 1
08-14 (MEDIUM)	1 0	591 1	395 2	0 0	987 1	0 0	149 1	123 2	0 0	272 1	1259 1
15-24 (HIGH)	3 0	796 1	721 3	0 0	1520 2	0 0	165 1	139 2	0 0	304 1	1824 2
25 & OVER (MAXIMUM)	2 0	669 1	577 2	0 0	1248 1	2 0	78 0	59 1	0 0	139 1	1387 1
NO SCORE, DIRECT ASG	11551100	51475 96	23339 92	134100	86499 95	2347100	15395 97	6163 93	21100	23926 96	110425 96
Total reported	11557	53757	25258	134	90706	2350	15863	6607	21	24841	115547
Percent Reported	98.2	92.4	92.1	97.8	93.0	99.3	93.8	92.3	100.0	93.9	93.2
NOT REPORTED	217	4433	2180	3	6833	17	1044	549	0	1610	8443
Total	11774	58190	27438	137	97539	2367	16907	7156	21	26451	123990

* NOTE: IN MARCH, 1990 THE CATEGORIES "DIRECT ASSIGNMENT TO SUPERVISION LEVEL" AND "NEGATIVE SCORES, ADMINISTRATIVE LEVEL" WERE ADDED TO RISK & NEED

Probationer Statistical Profile

Sample: Active & admin probationers, not in facilities
Act probationers 04/25/2001

Requestor: Statistics

TOTAL NEED SCORE by current age & sex

SCORE	M e n					W o m e n					Grand Total %
	age 00-21 %	age 22-39 %	age 40-98 %	age UNKWN %	Men Total %	age 00-21 %	age 22-39 %	age 40-98 %	age UNKWN %	Women Total %	
< 00 (ADMIN.)	0 0	7 0	6 0	0 0	13 0	0 0	5 0	4 0	0 0	9 0	22 0
00-07 (MINIMUM)	1 0	456 1	339 1	0 0	796 1	1 0	101 1	102 2	0 0	204 1	1000 1
08-14 (MEDIUM)	1 0	883 2	718 3	0 0	1602 2	1 0	174 1	161 2	0 0	336 1	1938 2
15-24 (HIGH)	4 0	789 1	701 3	0 0	1494 2	1 0	152 1	144 2	0 0	297 1	1791 2
25 & OVER (MAXIMUM)	0 0	147 0	155 1	0 0	302 0	0 0	36 0	33 0	0 0	69 0	371 0
NO SCORE, DIRECT ASG	11551100	51475 96	23339 92	134100	86499 95	2347100	15395 97	6163 93	21100	23926 96	110425 96
Total reported	11557	53757	25258	134	90706	2350	15863	6607	21	24841	115547
Percent Reported	98.2	92.4	92.1	97.8	93.0	99.3	93.8	92.3	100.0	93.9	93.2
NOT REPORTED	217	4433	2180	3	6833	17	1044	549	0	1610	8443
Total	11774	58190	27438	137	97539	2367	16907	7156	21	26451	123990

* NOTE: IN MARCH, 1990 THE CATEGORIES "DIRECT ASSIGNMENT TO SUPERVISION LEVEL" AND "NEGATIVE SCORES, ADMINISTRATIVE LEVEL" WERE ADDED TO RISK & NEED

Probationer Statistical Profile

Sample: Active & admin probationers, not in facilities
Act probationers 04/25/2001

Requestor: Statistics

COUNTY OF CONVICTION by current age & sex

COUNTY	Men							Women							Grand Total	%						
	age 00-21	%	age 22-39	%	age 40-98	%	UNKWN	Men Total	%	age 00-21	%	age 22-39	%	age 40-98			%	UNKWN	Women Total	%		
APPLING COUNTY	36	0	132	0	64	0	0	0	232	0	1	0	31	0	12	0	0	0	44	0	276	0
ATKINSON COUNTY	7	0	73	0	53	0	0	0	133	0	2	0	15	0	8	0	0	0	25	0	158	0
BACON COUNTY	7	0	51	0	23	0	0	0	81	0	1	0	12	0	8	0	0	0	21	0	102	0
BAKER COUNTY	5	0	40	0	22	0	0	0	67	0	1	0	5	0	1	0	0	0	7	0	74	0
BALDWIN COUNTY	143	1	595	1	214	1	0	0	952	1	25	1	158	1	63	1	0	0	246	1	1198	1
BANKS COUNTY	33	0	143	0	76	0	1	1	253	0	11	0	44	0	15	0	0	0	70	0	323	0
BARROW COUNTY	69	1	388	1	202	1	1	1	660	1	18	1	114	1	56	1	0	0	188	1	848	1
BARTOW COUNTY	106	1	899	2	463	2	0	0	1468	2	21	1	266	2	106	1	0	0	393	1	1861	2
BEN HILL COUNTY	24	0	156	0	66	0	1	1	247	0	6	0	42	0	18	0	0	0	66	0	313	0
BERRIEN COUNTY	19	0	148	0	75	0	0	0	242	0	6	0	37	0	18	0	0	0	61	0	303	0
BIBB COUNTY	290	2	1622	3	783	3	3	2	2698	3	74	3	572	3	247	3	0	0	893	3	3591	3
BLECKLEY COUNTY	31	0	129	0	51	0	0	0	211	0	2	0	30	0	13	0	0	0	45	0	256	0
BRANTLEY COUNTY	14	0	62	0	43	0	0	0	119	0	1	0	13	0	7	0	0	0	21	0	140	0
BROOKS COUNTY	45	0	170	0	74	0	1	1	290	0	1	0	38	0	14	0	0	0	53	0	343	0
BRYAN COUNTY	14	0	52	0	32	0	1	1	99	0	1	0	11	0	12	0	1	5	25	0	124	0
BULLOCH COUNTY	170	1	525	1	156	1	0	0	851	1	40	2	161	1	52	1	0	0	253	1	1104	1
BURKE COUNTY	35	0	124	0	51	0	0	0	210	0	1	0	24	0	12	0	0	0	37	0	247	0
BUTTS COUNTY	31	0	167	0	72	0	0	0	270	0	3	0	42	0	17	0	0	0	62	0	332	0
CALHOUN COUNTY	10	0	71	0	38	0	0	0	119	0	3	0	23	0	10	0	0	0	36	0	155	0
CAMDEN COUNTY	59	1	213	0	70	0	2	1	344	0	4	0	40	0	18	0	1	5	63	0	407	0
CANDLER COUNTY	10	0	64	0	28	0	1	1	103	0	3	0	31	0	10	0	0	0	44	0	147	0
CARROLL COUNTY	108	1	421	1	211	1	3	2	743	1	26	1	132	1	61	1	0	0	219	1	962	1
CATOOSA COUNTY	81	1	318	1	129	0	0	0	528	1	19	1	119	1	48	1	0	0	186	1	714	1
CHARLTON COUNTY	9	0	48	0	28	0	0	0	85	0	0	0	5	0	2	0	0	0	7	0	92	0
CHATHAM COUNTY	366	3	1356	2	655	2	4	3	2381	2	89	4	589	3	263	4	1	5	942	4	3323	3
CHATTAHOOCHEE COUNTY	6	0	14	0	9	0	0	0	29	0	0	0	4	0	4	0	0	0	8	0	37	0
CHATTOOGA COUNTY	52	0	209	0	116	0	0	0	377	0	8	0	58	0	36	1	0	0	102	0	479	0
CHEROKEE COUNTY	220	2	763	1	360	1	5	4	1348	1	49	2	212	1	97	1	1	5	359	1	1707	1
CLARKE COUNTY	140	1	595	1	219	1	3	2	957	1	31	1	177	1	53	1	0	0	261	1	1218	1
CLAY COUNTY	9	0	42	0	19	0	0	0	70	0	1	0	9	0	6	0	0	0	16	0	86	0
CLAYTON COUNTY	263	2	822	1	381	1	0	0	1466	2	94	4	372	2	124	2	0	0	590	2	2056	2
CLINCH COUNTY	20	0	97	0	69	0	0	0	186	0	1	0	20	0	12	0	0	0	33	0	219	0
COBB COUNTY	848	7	4749	8	2166	8	16	12	7779	8	172	7	1391	8	623	9	2	10	2188	8	9967	8
COFFEE COUNTY	47	0	225	0	128	0	1	1	401	0	8	0	87	1	34	0	0	0	129	0	530	0
COLQUITT COUNTY	102	1	509	1	212	1	3	2	826	1	15	1	105	1	53	1	1	5	174	1	1000	1

(continued)

Probationer Statistical Profile

Sample: Active & admin probationers, not in facilities
Act probationers 04/25/2001

Requestor: Statistics

COUNTY OF CONVICTION by current age & sex (CONTINUED)

COUNTY	Men							Women							Grand Total	%						
	age 00-21	%	age 22-39	%	age 40-98	%	UNKWN	Men Total	%	age 00-21	%	age 22-39	%	age 40-98			%	UNKWN	Women Total	%		
COLUMBIA COUNTY	97	1	347	1	144	1	0	0	588	1	25	1	83	0	51	1	0	0	159	1	747	1
COOK COUNTY	20	0	268	0	124	0	0	0	412	0	4	0	72	0	33	0	0	0	109	0	521	0
COWETA COUNTY	100	1	468	1	219	1	3	2	790	1	34	1	178	1	48	1	0	0	260	1	1050	1
CRAWFORD COUNTY	18	0	60	0	20	0	0	0	98	0	2	0	8	0	5	0	0	0	15	0	113	0
CRISP COUNTY	62	1	230	0	118	0	1	1	411	0	14	1	82	0	30	0	0	0	126	0	537	0
DADE COUNTY	23	0	111	0	54	0	0	0	188	0	1	0	40	0	12	0	0	0	53	0	241	0
DAWSON COUNTY	17	0	65	0	42	0	0	0	124	0	6	0	23	0	14	0	0	0	43	0	167	0
DECATUR COUNTY	39	0	340	1	164	1	1	1	544	1	8	0	83	0	38	1	0	0	129	0	673	1
DEKALB COUNTY	744	6	2648	5	1190	4	3	2	4585	5	163	7	819	5	284	4	1	5	1267	5	5852	5
DODGE COUNTY	31	0	157	0	91	0	1	1	280	0	8	0	53	0	25	0	0	0	86	0	366	0
DOOLY COUNTY	22	0	95	0	42	0	0	0	159	0	0	0	29	0	10	0	0	0	39	0	198	0
DOUGHERTY COUNTY	334	3	2057	4	941	3	1	1	3333	3	66	3	625	4	235	3	1	5	927	4	4260	3
DOUGLAS COUNTY	289	2	1516	3	803	3	2	1	2610	3	59	2	485	3	206	3	0	0	750	3	3360	3
EARLY COUNTY	47	0	136	0	72	0	1	1	256	0	2	0	49	0	20	0	0	0	71	0	327	0
ECHOLS COUNTY.	6	0	21	0	14	0	0	0	41	0	0	0	2	0	1	0	0	0	3	0	44	0
EFFINGHAM COUNTY	46	0	167	0	82	0	0	0	295	0	8	0	55	0	23	0	0	0	86	0	381	0
ELBERT COUNTY	29	0	240	0	127	0	0	0	396	0	5	0	59	0	26	0	0	0	90	0	486	0
EMANUEL COUNTY	32	0	116	0	50	0	0	0	198	0	5	0	35	0	15	0	1	5	56	0	254	0
EVANS COUNTY	12	0	31	0	19	0	0	0	62	0	2	0	9	0	0	0	0	0	11	0	73	0
FANNIN COUNTY	24	0	179	0	110	0	2	1	315	0	8	0	80	0	27	0	0	0	115	0	430	0
FAYETTE COUNTY	99	1	351	1	134	0	1	1	585	1	20	1	134	1	62	1	0	0	216	1	801	1
FLOYD COUNTY	115	1	808	1	456	2	1	1	1380	1	38	2	272	2	124	2	0	0	434	2	1814	1
FORSYTH COUNTY	71	1	362	1	196	1	1	1	630	1	12	1	115	1	57	1	1	5	185	1	815	1
FRANKLIN COUNTY	15	0	182	0	94	0	1	1	292	0	3	0	43	0	15	0	0	0	61	0	353	0
FULTON COUNTY	838	7	4770	8	2249	8	2	1	7859	8	97	4	965	6	495	7	1	5	1558	6	9417	8
GILMER COUNTY	54	0	265	0	154	1	1	1	474	0	9	0	93	1	47	1	0	0	149	1	623	1
GLASCOCK COUNTY	3	0	10	0	2	0	0	0	15	0	0	0	2	0	0	0	0	0	2	0	17	0
GLYNN COUNTY	166	1	694	1	351	1	0	0	1211	1	37	2	226	1	78	1	0	0	341	1	1552	1
GORDON COUNTY	53	0	532	1	277	1	0	0	862	1	19	1	187	1	74	1	0	0	280	1	1142	1
GRADY COUNTY	30	0	205	0	103	0	0	0	338	0	0	0	50	0	20	0	0	0	70	0	408	0
GREENE COUNTY	56	0	185	0	72	0	0	0	313	0	5	0	41	0	20	0	0	0	66	0	379	0
GWINNETT COUNTY	541	5	2709	5	1098	4	7	5	4355	4	103	4	745	4	296	4	1	5	1145	4	5500	4
HABERSHAM COUNTY	34	0	105	0	76	0	0	0	215	0	14	1	35	0	13	0	0	0	62	0	277	0
HALL COUNTY	118	1	642	1	338	1	4	3	1102	1	41	2	228	1	101	1	0	0	370	1	1472	1
HANCOCK COUNTY	15	0	71	0	29	0	0	0	115	0	2	0	8	0	4	0	0	0	14	0	129	0

(continued)

Probationer Statistical Profile

Sample: Active & admin probationers, not in facilities
Act probationers 04/25/2001

Requestor: Statistics

COUNTY OF CONVICTION by current age & sex (CONTINUED)

COUNTY	Men					Women					Grand Total	%										
	age 00-21	age 22-39	age 40-98	age UNKWN	Men Total	age 00-21	age 22-39	age 40-98	age UNKWN	Women Total												
HARALSON COUNTY	26	0	178	0	133	0	2	1	339	0	7	0	40	0	16	0	0	0	63	0	402	0
HARRIS COUNTY	29	0	121	0	64	0	1	1	215	0	4	0	18	0	13	0	0	0	35	0	250	0
HART COUNTY	27	0	151	0	70	0	1	1	249	0	1	0	38	0	14	0	0	0	53	0	302	0
HEARD COUNTY	9	0	50	0	34	0	0	0	93	0	2	0	17	0	6	0	0	0	25	0	118	0
HENRY COUNTY	168	1	653	1	256	1	2	1	1079	1	25	1	189	1	69	1	0	0	283	1	1362	1
HOUSTON COUNTY	150	1	533	1	231	1	0	0	914	1	28	1	174	1	76	1	0	0	278	1	1192	1
IRWIN COUNTY	18	0	81	0	41	0	1	1	141	0	1	0	9	0	3	0	0	0	13	0	154	0
JACKSON COUNTY	54	0	278	0	159	1	0	0	491	1	11	0	90	1	40	1	1	5	142	1	633	1
JASPER COUNTY	15	0	58	0	34	0	0	0	107	0	0	0	14	0	6	0	0	0	20	0	127	0
JEFF DAVIS COUNTY	17	0	118	0	59	0	3	2	197	0	1	0	22	0	9	0	0	0	32	0	229	0
JEFFERSON COUNTY	47	0	160	0	101	0	1	1	309	0	2	0	42	0	17	0	0	0	61	0	370	0
JENKINS COUNTY	10	0	73	0	30	0	0	0	113	0	4	0	8	0	7	0	0	0	19	0	132	0
JOHNSON COUNTY	25	0	113	0	29	0	0	0	167	0	0	0	15	0	10	0	0	0	25	0	192	0
JONES COUNTY	38	0	225	0	92	0	1	1	356	0	4	0	41	0	24	0	0	0	69	0	425	0
LAMAR COUNTY	19	0	181	0	63	0	1	1	264	0	9	0	26	0	12	0	0	0	47	0	311	0
LANIER COUNTY	7	0	110	0	37	0	0	0	154	0	2	0	25	0	13	0	0	0	40	0	194	0
LAURENS COUNTY	56	0	345	1	161	1	1	1	563	1	6	0	73	0	27	0	1	5	107	0	670	1
LEE COUNTY	40	0	214	0	111	0	0	0	365	0	6	0	28	0	14	0	0	0	48	0	413	0
LIBERTY COUNTY	55	0	186	0	48	0	2	1	291	0	5	0	75	0	24	0	0	0	104	0	395	0
LINCOLN COUNTY	9	0	45	0	32	0	0	0	86	0	0	0	7	0	8	0	0	0	15	0	101	0
LONG COUNTY	7	0	29	0	18	0	1	1	55	0	2	0	6	0	5	0	0	0	13	0	68	0
LOWNDES COUNTY	230	2	928	2	396	1	2	1	1556	2	43	2	273	2	87	1	0	0	403	2	1959	2
LUMPKIN COUNTY	17	0	127	0	69	0	0	0	213	0	1	0	46	0	19	0	0	0	66	0	279	0
MACON COUNTY	19	0	145	0	115	0	0	0	279	0	0	0	31	0	18	0	0	0	49	0	328	0
MADISON COUNTY	30	0	196	0	119	0	3	2	348	0	5	0	45	0	16	0	0	0	66	0	414	0
MARION COUNTY	14	0	48	0	22	0	0	0	84	0	2	0	2	0	4	0	0	0	8	0	92	0
MCDUFFIE COUNTY	19	0	172	0	73	0	0	0	264	0	5	0	37	0	15	0	0	0	57	0	321	0
MCINTOSH COUNTY	8	0	72	0	41	0	0	0	121	0	2	0	20	0	15	0	0	0	37	0	158	0
MERIWETHER COUNTY	46	0	151	0	94	0	0	0	291	0	8	0	43	0	19	0	1	5	71	0	362	0
MILLER COUNTY	15	0	74	0	29	0	0	0	118	0	5	0	19	0	10	0	0	0	34	0	152	0
MITCHELL COUNTY	52	0	358	1	157	1	0	0	567	1	15	1	81	0	30	0	0	0	126	0	693	1
MONROE COUNTY	26	0	183	0	81	0	1	1	291	0	6	0	52	0	19	0	0	0	77	0	368	0
MONTGOMERY COUNTY	13	0	67	0	24	0	0	0	104	0	4	0	14	0	5	0	0	0	23	0	127	0
MORGAN COUNTY	25	0	168	0	71	0	1	1	265	0	5	0	18	0	13	0	0	0	36	0	301	0
MURRAY COUNTY	30	0	165	0	60	0	0	0	255	0	3	0	46	0	14	0	0	0	63	0	318	0

(continued)

Probationer Statistical Profile

Sample: Active & admin probationers, not in facilities
Act probationers 04/25/2001

Requestor: Statistics

COUNTY OF CONVICTION by current age & sex (CONTINUED)

COUNTY	M e n								W o m e n								Grand					
	age	%	age	%	age	%	age	%	Men	%	age	%	age	%	age	%	Women	%	Total	%		
	00-21		22-39		40-98		UNKWN		Total		00-21		22-39		40-98		UNKWN		Total			
MUSCOGEE COUNTY	276	2	1424	2	678	2	2	1	2380	2	73	3	512	3	212	3	0	0	797	3	3177	3
NEWTON COUNTY	84	1	738	1	393	1	2	1	1217	1	17	1	188	1	90	1	1	5	296	1	1513	1
OCONEE COUNTY	17	0	57	0	42	0	0	0	116	0	3	0	16	0	5	0	0	0	24	0	140	0
OGLETHORPE COUNTY	17	0	111	0	56	0	1	1	185	0	2	0	15	0	10	0	0	0	27	0	212	0
PAULDING COUNTY	71	1	321	1	178	1	3	2	573	1	9	0	69	0	41	1	0	0	119	0	692	1
PEACH COUNTY	24	0	155	0	68	0	0	0	247	0	2	0	37	0	16	0	0	0	55	0	302	0
PICKENS COUNTY	31	0	156	0	100	0	1	1	288	0	5	0	69	0	21	0	0	0	95	0	383	0
PIERCE COUNTY	13	0	48	0	21	0	0	0	82	0	0	0	17	0	3	0	0	0	20	0	102	0
PIKE COUNTY	11	0	45	0	28	0	1	1	85	0	0	0	6	0	4	0	0	0	10	0	95	0
POLK COUNTY	36	0	313	1	196	1	1	1	546	1	4	0	73	0	36	1	0	0	113	0	659	1
PULASKI COUNTY	26	0	78	0	36	0	0	0	140	0	4	0	28	0	11	0	1	5	44	0	184	0
PUTNAM COUNTY	53	0	288	0	128	0	1	1	470	0	7	0	36	0	23	0	0	0	66	0	536	0
QUITMAN COUNTY	3	0	24	0	13	0	0	0	40	0	2	0	10	0	5	0	0	0	17	0	57	0
RABUN COUNTY	21	0	84	0	41	0	0	0	146	0	0	0	8	0	8	0	0	0	16	0	162	0
RANDOLPH COUNTY	19	0	88	0	35	0	0	0	142	0	2	0	28	0	17	0	0	0	47	0	189	0
RICHMOND COUNTY	286	2	1332	2	661	2	1	1	2280	2	90	4	474	3	204	3	0	0	768	3	3048	2
ROCKDALE COUNTY	93	1	362	1	162	1	0	0	617	1	23	1	117	1	52	1	0	0	192	1	809	1
SCHLEY COUNTY	14	0	62	0	26	0	0	0	102	0	0	0	16	0	6	0	0	0	22	0	124	0
SCREVEN COUNTY	43	0	164	0	89	0	0	0	296	0	5	0	56	0	33	0	0	0	94	0	390	0
SEMINOLE COUNTY	24	0	110	0	57	0	1	1	192	0	7	0	33	0	10	0	0	0	50	0	242	0
SPALDING COUNTY	129	1	502	1	220	1	5	4	856	1	33	1	165	1	75	1	0	0	273	1	1129	1
STEPHENS COUNTY	35	0	161	0	70	0	1	1	267	0	8	0	53	0	19	0	0	0	80	0	347	0
STEWART COUNTY	5	0	76	0	57	0	0	0	138	0	0	0	14	0	8	0	0	0	22	0	160	0
SUMTER COUNTY	101	1	633	1	350	1	0	0	1084	1	15	1	174	1	88	1	0	0	277	1	1361	1
TALBOT COUNTY	8	0	38	0	17	0	0	0	63	0	0	0	4	0	5	0	0	0	9	0	72	0
TALIAFERRO COUNTY	2	0	8	0	5	0	0	0	15	0	0	0	1	0	1	0	0	0	2	0	17	0
TATNALL COUNTY	15	0	78	0	48	0	1	1	142	0	0	0	13	0	8	0	0	0	21	0	163	0
TAYLOR COUNTY	12	0	58	0	26	0	0	0	96	0	4	0	12	0	2	0	0	0	18	0	114	0
TELFAIR COUNTY	32	0	137	0	54	0	0	0	223	0	4	0	33	0	18	0	0	0	55	0	278	0
TERRELL COUNTY	40	0	158	0	51	0	1	1	250	0	13	1	49	0	18	0	0	0	80	0	330	0
THOMAS COUNTY	132	1	617	1	259	1	1	1	1009	1	22	1	151	1	57	1	0	0	230	1	1239	1
TIFT COUNTY	43	0	341	1	162	1	1	1	547	1	8	0	88	1	28	0	1	5	125	0	672	1
TOOMBS COUNTY	47	0	218	0	111	0	2	1	378	0	21	1	71	0	39	1	0	0	131	0	509	0
TOWNS COUNTY	14	0	56	0	15	0	0	0	85	0	1	0	18	0	7	0	0	0	26	0	111	0
TREUTLEN COUNTY	14	0	88	0	42	0	1	1	145	0	3	0	11	0	9	0	0	0	23	0	168	0

(continued)

Probationer Statistical Profile

Sample: Active & admin probationers, not in facilities
Act probationers 04/25/2001

Requestor: Statistics

COUNTY OF CONVICTION by current age & sex (CONTINUED)

COUNTY	Men							Women							Grand Total	%						
	age 00-21	%	age 22-39	%	age 40-98	%	UNKWN	Men Total	age 00-21	%	age 22-39	%	age 40-98	%			UNKWN	Women Total				
TROUP COUNTY	124	1	444	1	223	1	1	1	792	1	29	1	176	1	74	1	0	0	279	1	1071	1
TURNER COUNTY	18	0	96	0	38	0	0	0	152	0	3	0	18	0	10	0	0	0	31	0	183	0
TWIGGS COUNTY	6	0	74	0	35	0	1	1	116	0	2	0	20	0	9	0	0	0	31	0	147	0
UNION COUNTY	22	0	82	0	42	0	0	0	146	0	6	0	24	0	13	0	0	0	43	0	189	0
UPSON COUNTY	39	0	138	0	58	0	0	0	235	0	6	0	42	0	12	0	2	10	62	0	297	0
WALKER COUNTY	77	1	374	1	180	1	1	1	632	1	11	0	107	1	40	1	0	0	158	1	790	1
WALTON COUNTY	75	1	641	1	333	1	1	1	1050	1	14	1	148	1	54	1	0	0	216	1	1266	1
WARE COUNTY	48	0	248	0	130	0	0	0	426	0	12	1	100	1	39	1	0	0	151	1	577	0
WARREN COUNTY	11	0	43	0	24	0	0	0	78	0	0	0	4	0	2	0	0	0	6	0	84	0
WASHINGTON COUNTY	32	0	123	0	64	0	0	0	219	0	4	0	37	0	21	0	0	0	62	0	281	0
WAYNE COUNTY	28	0	161	0	77	0	0	0	266	0	2	0	48	0	24	0	0	0	74	0	340	0
WEBSTER COUNTY	4	0	32	0	28	0	0	0	64	0	0	0	6	0	0	0	0	0	6	0	70	0
WHEELER COUNTY	4	0	31	0	22	0	0	0	57	0	1	0	9	0	7	0	0	0	17	0	74	0
WHITE COUNTY	21	0	105	0	68	0	0	0	194	0	4	0	31	0	16	0	0	0	51	0	245	0
WHITFIELD COUNTY	154	1	688	1	290	1	0	0	1132	1	40	2	240	1	83	1	0	0	363	1	1495	1
WILCOX COUNTY	13	0	50	0	17	0	2	1	82	0	1	0	7	0	1	0	0	0	9	0	91	0
WILKES COUNTY	14	0	78	0	41	0	0	0	133	0	2	0	11	0	9	0	0	0	22	0	155	0
WILKINSON COUNTY	22	0	75	0	39	0	0	0	136	0	3	0	16	0	9	0	0	0	28	0	164	0
WORTH COUNTY	37	0	177	0	98	0	0	0	312	0	10	0	30	0	21	0	0	0	61	0	373	0
OUT OF STATE	235	2	1506	3	563	2	1	1	2305	2	48	2	481	3	183	3	0	0	712	3	3017	2
Total reported	11774		58186		27432		137		97529		2367		16906		7155		21		26449		123978	
Percent Reported	100.0		100.0		100.0		100.0		100.0		100.0		100.0		100.0		100.0		100.0		100.0	
NOT REPORTED	0		4		6		0		10		0		1		1		0		2		12	
Total	11774		58190		27438		137		97539		2367		16907		7156		21		26451		123990	

Probationer Statistical Profile

Sample: Active & admin probationers, not in facilities
Act probationers 04/25/2001

Requestor: Statistics

CIRCUIT OF CONVICTION by current age & sex

CIRCUIT	Men								Women								Grand Total %					
	age 00-21 %	age 22-39 %	age 40-98 %	age UNKWN %	Men Total %	age 00-21 %	age 22-39 %	age 40-98 %	age UNKWN %	Women Total %												
ALAPAHA CIRCUIT	74	1	697	1	358	1	0	0	1129	1	16	1	169	1	84	1	0	0	269	1	1398	1
ALCOVY CIRCUIT	162	1	1393	2	730	3	3	2	2288	2	31	1	337	2	146	2	1	5	515	2	2803	2
ATLANTA CIRCUIT	838	7	4770	8	2249	8	2	1	7859	8	97	4	965	6	495	7	1	5	1558	6	9417	8
ATLANTIC CIRCUIT	111	1	448	1	206	1	5	4	770	1	12	1	134	1	64	1	1	5	211	1	981	1
AUGUSTA CIRCUIT	418	4	1803	3	856	3	1	1	3078	3	116	5	581	3	267	4	0	0	964	4	4042	3
BLUE RIDGE CIRCUIT	220	2	763	1	360	1	5	4	1348	1	49	2	212	1	97	1	1	5	359	1	1707	1
BRUNSWICK CIRCUIT	306	3	1318	2	621	2	5	4	2250	2	45	2	367	2	141	2	1	5	554	2	2804	2
CHATTAHOOCHEE CIRCUIT	345	3	1703	3	816	3	3	2	2867	3	83	4	552	3	240	3	0	0	875	3	3742	3
CHEROKEE CIRCUIT	159	1	1431	2	740	3	0	0	2330	2	40	2	453	3	180	3	0	0	673	3	3003	2
CLAYTON CIRCUIT	262	2	820	1	380	1	0	0	1462	2	93	4	372	2	124	2	0	0	589	2	2051	2
COBB CIRCUIT	848	7	4744	8	2165	8	16	12	7773	8	172	7	1391	8	622	9	2	10	2187	8	9960	8
CONASAUGA CIRCUIT	184	2	853	1	350	1	0	0	1387	1	43	2	286	2	97	1	0	0	426	2	1813	1
CORDELE CIRCUIT	121	1	531	1	243	1	4	3	899	1	21	1	160	1	59	1	0	0	240	1	1139	1
COWETA CIRCUIT	387	3	1534	3	781	3	7	5	2709	3	99	4	546	3	208	3	1	5	854	3	3563	3
DOUGHERTY CIRCUIT	334	3	2057	4	941	3	1	1	3333	3	66	3	625	4	235	3	1	5	927	4	4260	3
DUBLIN CIRCUIT	101	1	620	1	267	1	3	2	991	1	11	0	119	1	55	1	1	5	186	1	1177	1
EASTERN CIRCUIT	366	3	1356	2	655	2	4	3	2381	2	89	4	589	4	263	4	1	5	942	4	3323	3
FLINT CIRCUIT	83	1	717	1	299	1	2	1	1101	1	10	0	188	1	78	1	0	0	276	1	1377	1
GRIFFIN CIRCUIT	278	2	1036	2	440	2	7	5	1761	2	59	3	347	2	153	2	2	10	561	2	2322	2
GWINNETT CIRCUIT	541	5	2709	5	1098	4	7	5	4355	5	103	4	745	4	296	4	1	5	1145	4	5500	4
HOUSTON CIRCUIT	150	1	533	1	231	1	0	0	914	1	28	1	174	1	76	1	0	0	278	1	1192	1
LOOKOUT MOUNTAIN CIR	233	2	1012	2	479	2	1	1	1725	2	39	2	324	2	136	2	0	0	499	2	2224	2
MACON CIRCUIT	332	3	1837	3	871	3	3	2	3043	3	78	3	617	4	268	4	0	0	963	4	4006	3
MIDDLE CIRCUIT	168	1	681	1	354	1	4	3	1207	1	35	1	216	1	102	1	1	5	354	1	1561	1
MOUNTAIN CIRCUIT	90	1	350	1	187	1	1	1	628	1	22	1	96	1	40	1	0	0	158	1	786	1
NORTHEASTERN CIRCUIT	135	1	707	1	380	1	4	3	1226	1	47	2	251	1	115	2	0	0	413	2	1639	1
NORTHERN CIRCUIT	118	1	880	2	466	2	6	4	1470	2	16	1	200	1	81	1	0	0	297	1	1767	1
OCMULGEE CIRCUIT	367	3	1665	3	679	2	3	2	2714	3	51	2	332	2	162	2	0	0	545	2	3259	3
OCONEE CIRCUIT	137	1	599	1	278	1	1	1	1015	1	23	1	167	1	79	1	1	5	270	1	1285	1
OGEECHEE CIRCUIT	269	2	929	2	357	1	0	0	1555	2	57	2	280	2	115	2	0	0	452	2	2007	2
PATAULA CIRCUIT	157	1	632	1	276	1	3	2	1068	1	32	1	197	1	86	1	0	0	315	1	1383	1
PIEDMONT CIRCUIT	156	1	809	1	437	2	2	1	1404	1	40	2	248	1	111	2	1	5	400	2	1804	1
ROME CIRCUIT	115	1	808	1	456	2	1	1	1380	1	38	2	272	2	124	2	0	0	434	2	1814	1
SOUTH GEORGIA CIRCUIT	136	1	1014	2	484	2	1	1	1635	2	27	1	242	1	99	1	0	0	368	1	2003	2
SOUTHERN CIRCUIT	515	4	2245	4	955	4	7	5	3722	4	81	3	569	3	212	3	1	5	863	3	4585	4

(continued)

Probationer Statistical Profile

Sample: Active & admin probationers, not in facilities
Act probationers 04/25/2001

Requestor: Statistics

CIRCUIT OF CONVICTION by current age & sex (CONTINUED)

CIRCUIT	Men							Women							Grand Total	%						
	age	age	age	age	Men	Men	Men	age	age	age	age	Women	Women	Women								
	00-21	%	22-39	%	40-98	%	UNKWN	%	Total	%	00-21	%	22-39	%	40-98	%	UNKWN	%	Total	%		
SOUTHWESTERN CIRCUIT	183	2	1162	2	687	3	0	0	2032	2	21	1	269	2	134	2	0	0	424	2	2456	2
STONE MOUNTAIN CIRCU	744	6	2648	5	1190	4	3	2	4585	5	163	7	819	5	284	4	1	5	1267	5	5852	5
TALLAPOOSA CIRCUIT	133	1	812	1	507	2	6	4	1458	2	20	1	182	1	93	1	0	0	295	1	1753	1
TIFTON CIRCUIT	116	1	695	1	339	1	2	1	1152	1	22	1	145	1	62	1	1	5	230	1	1382	1
TOOMBS CIRCUIT	58	0	356	1	177	1	0	0	591	1	7	0	62	0	35	0	0	0	104	0	695	1
WAYCROSS CIRCUIT	138	1	682	1	373	1	1	1	1194	1	22	1	234	1	93	1	0	0	349	1	1543	1
WESTERN CIRCUIT	157	1	652	1	261	1	3	2	1073	1	34	1	193	1	58	1	0	0	285	1	1358	1
ROCKDALE CIRCUIT	93	1	362	1	162	1	0	0	617	1	23	1	117	1	52	1	0	0	192	1	809	1
DOUGLAS CIRCUIT	289	2	1516	3	803	3	2	1	2610	3	59	3	485	3	206	3	0	0	750	3	3360	3
APPALACHIAN CIRCUIT	109	1	600	1	364	1	4	3	1077	1	22	1	242	1	95	1	0	0	359	1	1436	1
ENOTAH CIRCUIT	74	1	370	1	194	1	0	0	638	1	12	1	119	1	55	1	0	0	186	1	824	1
BELL-FORSYTH CIRCUIT	71	1	362	1	196	1	1	1	630	1	12	1	115	1	57	1	1	5	185	1	815	1
Total reported	11381		56221		26698		134		94434		2286		16305		6934		21		25546		119980	
Percent Reported	96.7		96.6		97.3		97.8		96.8		96.6		96.4		96.9		100.0		96.6		96.8	
TOWALIGA CIRCUIT	161		467		173		2		803		33		121		39		0		193		996	
TOWALIGA CIRCUIT	236		1517		571		1		2325		49		482		185		0		716		3041	
Total	11774		58190		27438		137		97539		2367		16907		7156		21		26451		123990	

Probationer Statistical Profile

Sample: Active & admin probationers, not in facilities
Act probationers 04/25/2001

Requestor: Statistics

CIRCUIT OF CURRENT SUPERVISION by current age & sex

CIRCUIT	Men							Women							Grand Total	%						
	age 00-21	age 22-39	age 40-98	age UNKWN	Men Total	age 00-21	age 22-39	age 40-98	age UNKWN	Women Total												
ALAPAHA CIRCUIT	84	1	723	1	352	1	0	0	1159	1	15	1	168	1	85	1	0	0	268	1	1427	1
ALCOVY CIRCUIT	165	1	1360	2	689	3	3	2	2217	2	34	1	336	2	141	2	1	5	512	2	2729	2
ATLANTA CIRCUIT	964	8	5684	10	2598	9	4	3	9250	9	147	6	1337	8	605	8	1	5	2090	8	11340	9
ATLANTIC CIRCUIT	120	1	482	1	219	1	5	4	826	1	13	1	171	1	68	1	0	0	252	1	1078	1
AUGUSTA CIRCUIT	430	4	1916	3	906	3	2	1	3254	3	119	5	601	4	277	4	0	0	997	4	4251	3
BLUE RIDGE CIRCUIT	178	2	727	1	342	1	4	3	1251	1	50	2	205	1	88	1	2	10	345	1	1596	1
BRUNSWICK CIRCUIT	303	3	1356	2	639	2	5	4	2303	2	47	2	392	2	152	2	1	5	592	2	2895	2
CHATTAHOOCHEE CIRCUIT	351	3	1749	3	846	3	3	2	2949	3	81	3	566	3	234	3	0	0	881	3	3830	3
CHEROKEE CIRCUIT	176	1	1479	3	730	3	1	1	2386	2	37	2	447	3	188	3	0	0	672	3	3058	2
CLAYTON CIRCUIT	276	2	896	2	388	1	0	0	1560	2	65	3	351	2	133	2	1	5	550	2	2110	2
COBB CIRCUIT	821	7	4588	8	1984	7	12	9	7405	8	149	6	1238	7	562	8	1	5	1950	7	9355	8
CONASAUGA CIRCUIT	200	2	934	2	390	1	0	0	1524	2	48	2	316	2	106	1	0	0	470	2	1994	2
CORDELE CIRCUIT	113	1	501	1	237	1	4	3	855	1	20	1	150	1	61	1	0	0	231	1	1086	1
COWETA CIRCUIT	392	3	1579	3	818	3	7	5	2796	3	105	4	570	3	223	3	1	5	899	3	3695	3
DOUGHERTY CIRCUIT	350	3	2088	4	938	3	2	1	3378	3	69	3	624	4	233	3	1	5	927	4	4305	3
DUBLIN CIRCUIT	97	1	613	1	273	1	3	2	986	1	12	1	131	1	56	1	1	5	200	1	1186	1
EASTERN CIRCUIT	383	3	1452	2	676	2	4	3	2515	3	89	4	587	3	264	4	1	5	941	4	3456	3
FLINT CIRCUIT	162	1	631	1	271	1	1	1	1065	1	25	1	191	1	66	1	0	0	282	1	1347	1
GRIFFIN CIRCUIT	263	2	950	2	460	2	8	6	1681	2	63	3	319	2	120	2	2	10	504	2	2185	2
GWINNETT CIRCUIT	579	5	2819	5	1114	4	5	4	4517	5	117	5	794	5	312	4	1	5	1224	5	5741	5
HOUSTON CIRCUIT	140	1	494	1	226	1	0	0	860	1	23	1	164	1	64	1	0	0	251	1	1111	1
LOOKOUT MOUNTAIN CIR	238	2	1027	2	500	2	1	1	1766	2	40	2	334	2	141	2	0	0	515	2	2281	2
MACON CIRCUIT	364	3	1923	3	911	3	4	3	3202	3	85	4	648	4	289	4	0	0	1022	4	4224	3
MIDDLE CIRCUIT	171	1	697	1	391	1	3	2	1262	1	32	1	229	1	104	1	1	5	366	1	1628	1
MOUNTAIN CIRCUIT	88	1	380	1	200	1	1	1	669	1	20	1	111	1	54	1	0	0	185	1	854	1
NORTHEASTERN CIRCUIT	149	1	803	1	387	1	6	4	1345	1	47	2	292	2	133	2	0	0	472	2	1817	1
NORTHERN CIRCUIT	141	1	900	2	487	2	5	4	1533	2	21	1	225	1	83	1	1	5	330	1	1863	2
OCMULGEE CIRCUIT	348	3	1547	3	654	2	2	1	2551	3	51	2	325	2	167	2	0	0	543	2	3094	2
OCONEE CIRCUIT	131	1	579	1	264	1	1	1	975	1	23	1	148	1	83	1	1	5	255	1	1230	1
OGEECHEE CIRCUIT	246	2	873	2	361	1	0	0	1480	2	56	2	275	2	116	2	1	5	448	2	1928	2
PATAULA CIRCUIT	152	1	670	1	303	1	2	1	1127	1	33	1	196	1	88	1	0	0	317	1	1444	1
PIEDMONT CIRCUIT	141	1	798	1	431	2	2	1	1372	1	35	1	244	1	105	1	0	0	384	1	1756	1
ROME CIRCUIT	127	1	811	1	455	2	1	1	1394	1	34	1	273	2	125	2	0	0	432	2	1826	1
SOUTH GEORGIA CIRCUIT	136	1	1029	2	486	2	2	1	1653	2	31	1	255	2	103	1	0	0	389	1	2042	2
SOUTHERN CIRCUIT	512	4	2235	4	981	4	7	5	3735	4	82	3	562	3	208	3	1	5	853	3	4588	4
SOUTHWESTERN CIRCUIT	177	2	1094	2	643	2	0	0	1914	2	18	1	273	2	134	2	0	0	425	2	2339	2

(continued)

Probationer Statistical Profile

Sample: Active & admin probationers, not in facilities
Act probationers 04/25/2001

Requestor: Statistics

CIRCUIT OF CURRENT SUPERVISION by current age & sex (CONTINUED)

CIRCUIT	M e n								W o m e n								Grand Total %					
	age 00-21	%	age 22-39	%	age 40-98	%	age UNKWN	%	Men Total	%	age 00-21	%	age 22-39	%	age 40-98	%		age UNKWN	%	Women Total	%	
STONE MOUNTAIN CIRCU	801	7	3004	5	1331	5	3	2	5139	5	173	7	903	5	325	5	0	0	1401	5	6540	5
TALLAPOOSA CIRCUIT	147	1	902	2	552	2	6	4	1607	2	27	1	245	1	108	2	0	0	380	1	1987	2
TIFTON CIRCUIT	122	1	713	1	348	1	2	1	1185	1	22	1	154	1	68	1	1	5	245	1	1430	1
TOOMBS CIRCUIT	57	0	349	1	175	1	0	0	581	1	8	0	61	0	37	1	0	0	106	0	687	1
WAYCROSS CIRCUIT	145	1	709	1	392	1	2	1	1248	1	23	1	231	1	100	1	0	0	354	1	1602	1
WESTERN CIRCUIT	146	1	656	1	268	1	3	2	1073	1	34	1	167	1	62	1	0	0	263	1	1336	1
ROCKDALE CIRCUIT	85	1	378	1	175	1	0	0	638	1	24	1	129	1	48	1	0	0	201	1	839	1
DOUGLAS CIRCUIT	260	2	1298	2	699	3	3	2	2260	2	50	2	410	2	174	2	0	0	634	2	2894	2
APPALACHIAN CIRCUIT	110	1	584	1	357	1	5	4	1056	1	27	1	206	1	93	1	0	0	326	1	1382	1
ENOTAH CIRCUIT	75	1	364	1	208	1	0	0	647	1	13	1	115	1	61	1	0	0	189	1	836	1
Burruss SAI	63	1	321	1	168	1	1	1	553	1	10	0	106	1	52	1	1	5	169	1	722	1
Dodge SAI	79	1	501	1	205	1	2	1	787	1	20	1	125	1	56	1	0	0	201	1	988	1
Total reported	11758		58166		27428		137		97489		2367		16900		7155		21		26443		123932	
Percent Reported	99.9		100.0		100.0		100.0		99.9		100.0		100.0		100.0		100.0		100.0		100.0	
Washington Det Ctr	16		24		10		0		50		0		7		1		0		8		58	
Total	11774		58190		27438		137		97539		2367		16907		7156		21		26451		123990	

Probationer Statistical Profile

Sample: Active & admin probationers, not in facilities
Act probationers 04/25/2001

Requestor: Statistics

SENTENCE LENGTH by current age & sex

SENTENCE (IN YEARS)	Men							Women							Grand Total %
	age 00-21 %	age 22-39 %	age 40-98 %	age UNKWN %	Men Total %	age 00-21 %	age 22-39 %	age 40-98 %	age UNKWN %	Women Total %					
0-1	925 8	2991 5	1182 4	2 1	5100 5	271 11	904 5	327 5	0 0	1502 6	6602 5				
1.1-2	929 8	2902 5	1202 4	1 1	5034 5	272 11	945 6	352 5	0 0	1569 6	6603 5				
2.1-3	1438 12	4686 8	2020 7	17 12	8161 8	400 17	1767 10	582 8	2 10	2751 10	10912 9				
3.1-4	972 8	4117 7	1828 7	13 9	6930 7	262 11	1551 9	550 8	3 14	2366 9	9296 7				
4.1-5	1667 14	8093 14	3576 13	19 14	13355 14	300 13	2349 14	896 13	3 14	3548 13	16903 14				
5.1-6	3119 26	14844 26	6495 24	43 31	24501 25	546 23	4398 26	1738 24	4 19	6686 25	31187 25				
6.1-7	370 3	2375 4	1107 4	8 6	3860 4	61 3	666 4	284 4	1 5	1012 4	4872 4				
7.1-8	380 3	2705 5	1213 4	3 2	4301 4	46 2	618 4	277 4	0 0	941 4	5242 4				
8.1-9	331 3	2230 4	1085 4	3 2	3649 4	44 2	581 3	291 4	1 5	917 3	4566 4				
9.1-10	134 1	1141 2	660 2	1 1	1936 2	11 0	268 2	135 2	0 0	414 2	2350 2				
10.1-12	1212 10	8119 14	4097 15	20 15	13448 14	132 6	2211 13	1188 17	7 33	3538 13	16986 14				
12.1-15	63 1	945 2	677 2	0 0	1685 2	7 0	150 1	134 2	0 0	291 1	1976 2				
15.1-20	139 1	1632 3	1155 4	3 2	2929 3	6 0	289 2	220 3	0 0	515 2	3444 3				
20.1-OVER	94 1	1388 2	1074 4	4 3	2560 3	9 0	210 1	178 2	0 0	397 2	2957 2				
INDEFINITE	1 0	21 0	67 0	0 0	89 0	0 0	0 0	4 0	0 0	4 0	93 0				
Total reported	11774	58189	27438	137	97538	2367	16907	7156	21	26451	123989				
Percent Reported	100.0	100.0	100.0	100.0	100.0	100.0	100.0	100.0	100.0	100.0	100.0				
NOT REPORTED	0	1	0	0	1	0	0	0	0	0	1				
Total	11774	58190	27438	137	97539	2367	16907	7156	21	26451	123990				
AVERAGE EXCLUDING INDEFINITE	5.04	6.19	6.87	6.00	6.24	4.10	5.59	6.42	6.31	5.68	6.12				

Probationer Statistical Profile

Sample: Active & admin probationers, not in facilities
Act probationers 04/25/2001

Requestor: Statistics

TIME SERVED by current age & sex

TIME SERVED (IN YRS)	M e n					W o m e n					Grand Total %
	age 00-21 %	age 22-39 %	age 40-98 %	age UNKWN %	Men Total %	age 00-21 %	age 22-39 %	age 40-98 %	age UNKWN %	Women Total %	
0-1	5715 49	14492 25	5901 22	0 0	26108 27	1234 52	4789 28	1682 24	0 0	7705 29	33813 27
1.1-2	3565 30	12761 22	5633 21	65 47	22024 23	679 29	3931 23	1478 21	11 52	6099 23	28123 23
2.1-3	1710 15	10093 17	4466 16	52 38	16321 17	346 15	3090 18	1181 17	9 43	4626 17	20947 17
3.1-4	636 5	7718 13	3519 13	16 12	11889 12	92 4	2210 13	941 13	0 0	3243 12	15132 12
4.1-5	114 1	5578 10	2580 9	3 2	8275 8	10 0	1310 8	681 10	0 0	2001 8	10276 8
5.1-6	17 0	2370 4	1282 5	0 0	3669 4	1 0	544 3	303 4	1 5	849 3	4518 4
6.1-7	3 0	1620 3	895 3	0 0	2518 3	0 0	326 2	200 3	0 0	526 2	3044 2
7.1-8	2 0	1105 2	754 3	0 0	1861 2	0 0	229 1	206 3	0 0	435 2	2296 2
8.1-9	0 0	768 1	577 2	0 0	1345 1	0 0	162 1	147 2	0 0	309 1	1654 1
9.1-10	6 0	736 1	635 2	1 1	1378 1	5 0	166 1	127 2	0 0	298 1	1676 1
10.1-12	5 0	505 1	519 2	0 0	1029 1	0 0	81 0	103 1	0 0	184 1	1213 1
12.1-15	1 0	314 1	379 1	0 0	694 1	0 0	50 0	62 1	0 0	112 0	806 1
15.1-20	0 0	123 0	251 1	0 0	374 0	0 0	18 0	39 1	0 0	57 0	431 0
20.1-OVER	0 0	7 0	47 0	0 0	54 0	0 0	1 0	6 0	0 0	7 0	61 0
Total reported	11774	58190	27438	137	97539	2367	16907	7156	21	26451	123990
Percent Reported	100.0	100.0	100.0	100.0	100.0	100.0	100.0	100.0	100.0	100.0	100.0
NOT REPORTED	0	0	0	0	0	0	0	0	0	0	0
Total	11774	58190	27438	137	97539	2367	16907	7156	21	26451	123990
AVERAGE TIME SERVED	1.29	2.76	3.35	2.21	2.75	1.20	2.43	3.09	2.08	2.50	2.69

Probationer Statistical Profile

Sample: Active & admin probationers, not in facilities
Act probationers 04/25/2001

Requestor: Statistics

TIME LEFT TO SERVE by current age & sex

TIME LEFT (IN YEARS)	M e n					W o m e n					Grand Total %
	age 00-21 %	age 22-39 %	age 40-98 %	age UNKWN %	Men Total %	age 00-21 %	age 22-39 %	age 40-98 %	age UNKWN %	Women Total %	
0-1	1895 16	12058 21	5851 21	21 15	19825 20	567 24	3723 22	1558 22	2 10	5850 22	25675 21
1.1-2	1812 15	10152 17	4722 17	24 18	16710 17	453 19	3260 19	1308 18	3 14	5024 19	21734 18
2.1-3	1878 16	9235 16	4093 15	32 23	15238 16	419 18	2727 16	1108 15	4 19	4258 16	19496 16
3.1-4	1806 15	7496 13	3439 13	24 18	12765 13	315 13	2114 13	865 12	3 14	3297 12	16062 13
4.1-5	1967 17	6555 11	2961 11	7 5	11490 12	342 14	1932 11	799 11	2 10	3075 12	14565 12
5.1-6	374 3	2653 5	1234 4	3 2	4264 4	54 2	701 4	316 4	1 5	1072 4	5336 4
6.1-7	400 3	2449 4	1170 4	3 2	4022 4	48 2	650 4	296 4	0 0	994 4	5016 4
7.1-8	405 3	1930 3	922 3	5 4	3262 3	52 2	505 3	243 3	3 14	803 3	4065 3
8.1-9	405 3	1747 3	862 3	9 7	3023 3	38 2	461 3	201 3	3 14	703 3	3726 3
9.1-10	536 5	1493 3	697 3	1 1	2727 3	60 3	418 2	189 3	0 0	667 3	3394 3
10.1-12	58 0	658 1	398 1	2 1	1116 1	5 0	115 1	82 1	0 0	202 1	1318 1
12.1-15	131 1	866 1	460 2	2 1	1459 1	4 0	137 1	87 1	0 0	228 1	1687 1
15.1-20	80 1	567 1	358 1	4 3	1009 1	8 0	103 1	65 1	0 0	176 1	1185 1
20.1-OVER	23 0	281 0	184 1	0 0	488 1	2 0	46 0	35 0	0 0	83 0	571 0
INDEFINITE	1 0	21 0	67 0	0 0	89 0	0 0	0 0	4 0	0 0	4 0	93 0
NONE	3 0	29 0	20 0	0 0	52 0	0 0	15 0	0 0	0 0	15 0	67 0
Total reported	11774	58190	27438	137	97539	2367	16907	7156	21	26451	123990
Percent Reported	100.0	100.0	100.0	100.0	100.0	100.0	100.0	100.0	100.0	100.0	100.0
NOT REPORTED	0	0	0	0	0	0	0	0	0	0	0
Total	11774	58190	27438	137	97539	2367	16907	7156	21	26451	123990
AVERAGE EXCLUDING INDEFINITE, NONE	3.79	3.61	3.77	3.82	3.68	2.92	3.29	3.54	4.23	3.32	3.60

Probationer Statistical Profile

Sample: Active & admin probationers, not in facilities
Act probationers 04/25/2001

Requestor: Statistics

CASE TYPE by current age & sex

CASE TYPE	Men					Women					Grand Total	%										
	age 00-21	age 22-39	age 40-98	age UNKWN	Men Total	age 00-21	age 22-39	age 40-98	age UNKWN	Women Total												
PRESENTENCE	0	0	0	0	0	0	0	0	0	0	0	0										
SPLIT SENTENCE	189	2	5513	9	3867	14	3	2	9572	10	10	0	656	4	527	7	0	0	1193	5	10765	9
STRAIGHT SENTENCE	11349	96	51112	88	22926	84	133	97	85520	88	2309	98	15762	93	6440	90	21100	24532	93	110052	89	
ABANDONMENT&BASTARDY	1	0	22	0	65	0	0	0	88	0	0	0	1	0	1	0	0	0	2	0	90	0
OUT OF STATE PROB	235	2	1523	3	573	2	1	1	2332	2	48	2	486	3	187	3	0	0	721	3	3053	2
OUT OF STATE A&B	0	0	0	0	1	0	0	0	1	0	0	0	0	0	0	0	0	0	0	0	1	0
SUSPENDED SENTENCE	0	0	20	0	6	0	0	0	26	0	0	0	2	0	1	0	0	0	3	0	29	0
Total reported	11774		58190		27438		137		97539		2367		16907		7156		21		26451		123990	
Percent Reported	100.0		100.0		100.0		100.0		100.0		100.0		100.0		100.0		100.0		100.0		100.0	
NOT REPORTED	0		0		0		0		0		0		0		0		0		0		0	
Total	11774		58190		27438		137		97539		2367		16907		7156		21		26451		123990	

Probationer Statistical Profile

Sample: Active & admin probationers, not in facilities
Act probationers 04/25/2001

Requestor: Statistics

RELEASE TYPE by current age & sex

RELEASE TYPE	M e n					W o m e n					Grand	
	age 00-21	age 22-39	age 40-98	age UNKWN	Men Total	age 00-21	age 22-39	age 40-98	age UNKWN	Women Total	Total	%
TRANSF OUT OF STATE	0 0	0 0	0 0	0 0	0 0	0 0	0 0	0 0	0 0	0 0	0 0	0 0
REVOKED (TECHNICAL)	0 0	0 0	0 0	0 0	0 0	0 0	0 0	0 0	0 0	0 0	0 0	0 0
REVOKED (NEW SENT)	0 0	0 0	0 0	0 0	0 0	0 0	0 0	0 0	0 0	0 0	0 0	0 0
REVOKED (NEW CRIME)	0 0	0 0	0 0	0 0	0 0	0 0	0 0	0 0	0 0	0 0	0 0	0 0
ABSCONDED (TOLLED)	0 0	0 0	0 0	0 0	0 0	0 0	0 0	0 0	0 0	0 0	0 0	0 0
ABSCONDED (NON-TOLL)	0 0	0 0	0 0	0 0	0 0	0 0	0 0	0 0	0 0	0 0	0 0	0 0
TERMINATED BY COURT	0 0	0 0	0 0	0 0	0 0	0 0	0 0	0 0	0 0	0 0	0 0	0 0
OUT OF STATE TERM	0 0	0 0	0 0	0 0	0 0	0 0	0 0	0 0	0 0	0 0	0 0	0 0
DEATH	0 0	0 0	0 0	0 0	0 0	0 0	0 0	0 0	0 0	0 0	0 0	0 0
FINAN OBLIG COMPLETE	0 0	0 0	0 0	0 0	0 0	0 0	0 0	0 0	0 0	0 0	0 0	0 0
OTHER	0 0	0 0	0 0	0 0	0 0	0 0	0 0	0 0	0 0	0 0	0 0	0 0
NORMAL RELEASE	0 0	0 0	0 0	0 0	0 0	0 0	0 0	0 0	0 0	0 0	0 0	0 0
A & B SPECIAL TERM	0 0	0 0	0 0	0 0	0 0	0 0	0 0	0 0	0 0	0 0	0 0	0 0
INDEP JURISDICTION	0 0	0 0	0 0	0 0	0 0	0 0	0 0	0 0	0 0	0 0	0 0	0 0
ACTIVE	11774100	58190100	27438100	137100	97539100	2367100	16907100	7156100	21100	26451100	123990100	
Total reported	11774	58190	27438	137	97539	2367	16907	7156	21	26451	123990	
Percent Reported	100.0	100.0	100.0	100.0	100.0	100.0	100.0	100.0	100.0	100.0	100.0	
NOT REPORTED	0	0	0	0	0	0	0	0	0	0	0	
Total	11774	58190	27438	137	97539	2367	16907	7156	21	26451	123990	

Probationer Statistical Profile

Sample: Active & admin probationers, not in facilities
Act probationers 04/25/2001

Requestor: Statistics

FIRST OFFENDER STATUS by current age & sex

STATUS	M e n				W o m e n				Grand Total %		
	age 00-21 %	age 22-39 %	age 40-98 %	age UNKWN %	Men Total %	age 00-21 %	age 22-39 %	age 40-98 %		age UNKWN %	Women Total %
FIRST OFFNR STATUS	5484 47	14451 25	4296 16	31 23	24262 25	1416 60	6443 38	2034 28	7 33	9900 37	34162 28
NO FIRST OFFNR STAT	6290 53	43683 75	23045 84	106 77	73124 75	951 40	10459 62	5104 72	14 67	16528 63	89652 72
Total reported	11774	58134	27341	137	97386	2367	16902	7138	21	26428	123814
Percent Reported	100.0	99.9	99.6	100.0	99.8	100.0	100.0	99.7	100.0	99.9	99.9
NOT REPORTED	0	56	97	0	153	0	5	18	0	23	176
Total	11774	58190	27438	137	97539	2367	16907	7156	21	26451	123990

Probationer Statistical Profile

Sample: Active & admin probationers, not in facilities
Act probationers 04/25/2001

Requestor: Statistics

TYPE PROBATIONER by current age & sex

TYPE PROBATIONER	M e n					W o m e n					Grand Total %
	age 00-21 %	age 22-39 %	age 40-98 %	age UNKWN %	Men Total %	age 00-21 %	age 22-39 %	age 40-98 %	age UNKWN %	Women Total %	
MISDEMEANANT	1011 9	3253 6	1473 5	10 7	5747 6	284 12	1028 6	418 6	0 0	1730 7	7477 6
FELON	10658 91	54744 94	25813 94	127 93	91342 94	2064 88	15795 94	6703 94	21100	24583 93	115925 94
ABANDONMENT&BASTARDY	1 0	22 0	66 0	0 0	89 0	0 0	1 0	1 0	0 0	2 0	91 0
SUSPENDED SENTENCE	0 0	20 0	6 0	0 0	26 0	0 0	2 0	1 0	0 0	3 0	29 0
Total reported	11670	58039	27358	137	97204	2348	16826	7123	21	26318	123522
Percent Reported	99.1	99.7	99.7	100.0	99.7	99.2	99.5	99.5	100.0	99.5	99.6
NOT REPORTED	104	151	80	0	335	19	81	33	0	133	468
Total	11774	58190	27438	137	97539	2367	16907	7156	21	26451	123990

Probationer Statistical Profile

Sample: Active & admin probationers, not in facilities
Act probationers 04/25/2001

Requestor: Statistics

MOST SERIOUS CRIME BY GROUP by current age & sex

CRIME GROUP	Men				Women				Grand Total	%	
	age 00-21	age 22-39	age 40-98	age UNKWN	Men Total	age 00-21	age 22-39	age 40-98			age UNKWN
HOMICIDE	26	334	241	0	601	5	104	86	0	195	796
ABORTION	0	5	0	0	5	0	2	0	0	2	7
BODILY INJRY&REL OFF	695	5152	3088	24	8959	154	1029	458	1	1642	10601
ARSON & REL OFF	42	305	184	0	531	6	98	57	0	161	692
DAMAGE OF PROPERTY	233	677	218	0	1128	41	141	41	0	223	1351
BURGLARY & REL OFF	1740	5605	1404	4	8753	116	538	138	0	792	9545
FORGERY & REL OFF	619	3964	1731	6	6320	469	3647	1193	3	5312	11632
THEFT	2438	8217	3084	14	13753	697	3729	1370	2	5798	19551
ROBBERY	380	1668	430	1	2479	38	151	41	0	230	2709
SEXUAL OFFENSES	413	2050	1994	10	4467	10	105	42	0	157	4624
OBSCENITY CRIMES	1	6	7	0	14	0	0	0	0	0	14
TREASON & REL OFF	9	32	11	0	52	1	17	3	0	21	73
CRIMES INVOLVNG GOVT	185	1193	474	2	1854	32	425	234	1	692	2546
FALSIFICATIONS	28	161	97	1	287	16	89	31	0	136	423
OBSTRUCT LAW ENFORCE	40	254	88	0	382	11	86	38	0	135	517
DISORDERLY CONDUCT	67	207	62	1	337	11	29	10	0	50	387
GAMBLING & REL OFF	4	23	17	0	44	3	12	7	0	22	66
CRUELTY TO CHILDREN	25	544	333	2	904	20	398	117	0	535	1439
CRIMES WITH GUNS	192	903	665	3	1763	15	48	30	0	93	1856
INVASION PRIVACY	6	92	49	1	148	0	2	2	0	4	152
RACKETEERING	0	5	20	0	25	1	2	4	0	7	32
DRUG ABUSE OFFENSES	3356	20273	8833	46	32508	384	4643	2442	13	7482	39990
DRUG TRAFFICKING	28	378	271	0	677	8	94	77	1	180	857
AUTO CRIMES	15	2196	2255	11	4477	1	191	191	0	383	4860
REVENUE & CONTRABAND	2	4	7	0	13	0	4	1	0	5	18
CRIMES OF OTH STATES	38	203	86	0	327	8	80	35	0	123	450
MISC. FELONIES	73	300	171	1	545	17	127	52	0	196	741
MISDEMEANORS	1116	3422	1613	10	6161	303	1109	452	0	1864	8025
Total reported	11771	58173	27433	137	97514	2367	16900	7152	21	26440	123954
Percent Reported	100.0	100.0	100.0	100.0	100.0	100.0	100.0	99.9	100.0	100.0	100.0
NOT REPORTED	3	17	5	0	25	0	7	4	0	11	36
Total	11774	58190	27438	137	97539	2367	16907	7156	21	26451	123990

Probationer Statistical Profile

Sample: Active & admin probationers, not in facilities
Act probationers 04/25/2001

Requestor: Statistics

MOST SERIOUS OFFENSE by current age & sex

MOST SERIOUS OFFENSE	Men					Women					Grand Total %	
	age 00-21 %	age 22-39 %	age 40-98 %	age UNKWN %	Men Total %	age 00-21 %	age 22-39 %	age 40-98 %	age UNKWN %	Women Total %		

MISDEMEANORS	-----											
abandonment	1 0	17 0	60 0	0 0	78 0	0 0	1 0	1 0	0 0	2 0	80 0	
non-support	0 0	1 0	0 0	0 0	1 0	0 0	0 0	0 0	0 0	0 0	1 0	
stalking	4 0	17 0	19 0	0 0	40 0	0 0	3 0	4 0	0 0	7 0	47 0	
assault & battery	12 0	55 0	28 0	1 1	96 0	4 0	9 0	2 0	0 0	15 0	111 0	
attempted murder	1 0	2 0	0 0	0 0	3 0	0 0	0 0	0 0	0 0	0 0	3 0	
aggravated assault	3 0	30 0	22 0	1 1	56 0	1 0	9 0	3 0	0 0	13 0	69 0	
simple assault	23 0	97 0	70 0	0 0	190 0	10 0	33 0	9 0	0 0	52 0	242 0	
simple battery	140 1	573 1	231 1	1 1	945 1	41 2	124 1	38 1	0 0	203 1	1148 1	
stabbing another	1 0	1 0	1 0	0 0	3 0	0 0	0 0	0 0	0 0	0 0	3 0	
shooting at another	0 0	1 0	2 0	0 0	3 0	0 0	2 0	1 0	0 0	3 0	6 0	
wife beating	0 0	1 0	0 0	0 0	1 0	0 0	0 0	0 0	0 0	0 0	1 0	
concealing a death	0 0	1 0	0 0	0 0	1 0	0 0	0 0	0 0	0 0	0 0	1 0	
leave scene had inju	1 0	0 0	0 0	0 0	1 0	0 0	1 0	0 0	0 0	1 0	2 0	
criminal intfer govt	1 0	1 0	1 0	0 0	3 0	0 0	0 0	0 0	0 0	0 0	3 0	
reckless conduct	22 0	56 0	28 0	1 1	107 0	5 0	15 0	6 0	0 0	26 0	133 0	
disorderly conduct	20 0	42 0	15 0	0 0	77 0	7 0	15 0	2 0	0 0	24 0	101 0	
motor vehicle abando	0 0	1 0	1 0	0 0	2 0	0 0	0 0	1 0	0 0	1 0	3 0	
larceny	1 0	2 0	3 0	0 0	6 0	1 0	2 0	1 0	0 0	4 0	10 0	
receiving stolen goo	14 0	27 0	6 0	0 0	47 0	3 0	7 0	3 0	0 0	13 0	60 0	
theft by taking	69 1	155 0	41 0	0 0	265 0	35 1	97 1	35 0	0 0	167 1	432 0	
robbery	4 0	10 0	1 0	0 0	15 0	0 0	3 0	0 0	0 0	3 0	18 0	
burglary	2 0	22 0	4 0	0 0	28 0	0 0	2 0	0 0	0 0	2 0	30 0	
car breaking	1 0	0 0	0 0	0 0	1 0	0 0	0 0	0 0	0 0	0 0	1 0	
alter id	2 0	2 0	0 0	0 0	4 0	0 0	0 0	0 0	0 0	0 0	4 0	
cheating & swindling	0 0	0 0	1 0	0 0	1 0	0 0	0 0	0 0	0 0	0 0	1 0	
bad checks	4 0	107 0	51 0	0 0	162 0	12 1	155 1	62 1	0 0	229 1	391 0	
fraudulent checks	0 0	4 0	2 0	0 0	6 0	0 0	5 0	1 0	0 0	6 0	12 0	
forgery	6 0	13 0	2 0	0 0	21 0	3 0	9 0	3 0	0 0	15 0	36 0	
worthless checks	0 0	3 0	3 0	0 0	6 0	0 0	6 0	5 0	0 0	11 0	17 0	
sale/dist of narcoti	1 0	8 0	1 0	0 0	10 0	0 0	0 0	1 0	0 0	1 0	11 0	
public drunkenness	2 0	10 0	6 0	0 0	18 0	0 0	2 0	1 0	0 0	3 0	21 0	
s/d dep,stim,cntrf d	0 0	3 0	0 0	0 0	3 0	0 0	0 0	0 0	0 0	0 0	3 0	
abusive language	2 0	0 0	0 0	0 0	2 0	0 0	0 0	0 0	0 0	0 0	2 0	

(continued)

Probationer Statistical Profile

Sample: Active & admin probationers, not in facilities
Act probationers 04/25/2001

Requestor: Statistics

MOST SERIOUS OFFENSE by current age & sex (CONTINUED)

MOST SERIOUS OFFENSE	Men					Women					Grand Total	%
	age 00-21	age 22-39	age 40-98	age UNKWN	Men Total	age 00-21	age 22-39	age 40-98	age UNKWN	Women Total		
sale/dist of marijua	0	6	5	0	11	0	1	0	0	1	12	
poss of narcotics	0	1	1	0	2	0	0	0	1	1	3	
poss dep,stim,cntrf	0	3	0	0	3	0	0	0	0	0	3	
poss of l.s.d.	1	0	1	0	2	0	0	0	0	0	2	
poss of marijuana	115	166	33	1	315	20	43	14	0	77	392	
viol motor veh law	40	210	65	0	315	6	34	14	0	54	369	
d.u.i.	132	809	519	3	1463	23	166	102	0	291	1754	
obstr of law enf off	80	233	69	0	382	13	51	26	0	90	472	
impersonating anothe	1	25	3	0	29	4	9	0	0	13	42	
criminal trespassing	83	110	44	0	237	18	34	12	0	64	301	
illegal attm to obt	1	2	0	0	3	0	1	0	0	1	4	
criminal damage	12	9	4	0	25	2	5	1	0	8	33	
terroristic threats	1	4	6	0	11	0	1	0	0	1	12	
viol ga cntrl subst	72	153	44	1	270	18	43	16	0	77	347	
prostitution	0	1	0	0	1	0	1	0	0	1	2	
sodomy	0	0	2	0	2	0	0	0	0	0	2	
public indecency	0	20	11	0	31	0	2	0	0	2	33	
peeping tom	3	1	0	0	4	0	0	0	0	0	4	
molesting a minor	0	0	3	0	3	0	0	0	0	0	3	
attempted rape	1	2	0	0	3	0	0	0	0	0	3	
sexual battery	13	30	27	0	70	0	2	0	0	2	72	
escape	2	7	0	0	9	0	0	1	0	1	10	
cpwl & concealed wea	19	38	13	1	71	1	2	1	0	4	75	
shoplifting	47	45	17	0	109	49	75	28	0	152	261	
viol game & fish law	3	4	1	0	8	0	0	1	0	1	9	
pointing gun at anot	2	11	8	0	21	0	0	0	0	0	21	
carry dly weapons pu	8	7	0	0	15	0	1	0	0	1	16	
criminal attempt	0	0	3	0	3	0	1	1	0	2	5	
other misdemeanor	39	112	55	0	206	8	56	22	0	86	292	
riot	1	0	0	0	1	0	0	0	0	0	1	
inciting to riot	4	0	0	0	4	0	0	0	0	0	4	
fighting in public p	5	4	0	0	9	7	4	2	0	13	22	
mis off against pub	0	1	0	0	1	0	0	0	0	0	1	
off agnst pub hlth/m	0	3	6	0	9	0	1	0	0	1	10	
gambling & related o	0	2	3	0	5	0	1	0	0	1	6	

(continued)

Probationer Statistical Profile

Sample: Active & admin probationers, not in facilities
Act probationers 04/25/2001

Requestor: Statistics

MOST SERIOUS OFFENSE by current age & sex (CONTINUED)

MOST SERIOUS OFFENSE	Men					Women					Grand Total	%
	age 00-21	age 22-39	age 40-98	age UNKWN	Men Total	age 00-21	age 22-39	age 40-98	age UNKWN	Women Total		
obscenity & related	0	2	0	0	2	0	0	0	0	0	2	0
sale/dist mat hrmfl	0	1	0	0	1	0	0	0	0	0	1	0
involuntary manslaug	3	0	2	0	5	0	0	1	0	1	6	0
interference with cu	3	1	3	0	7	1	1	0	0	2	9	0
theft by deception <	2	10	6	0	18	2	9	4	0	15	33	0
theft/lost/property<	2	7	3	0	12	0	2	0	0	2	14	0
theft of services <	0	3	3	0	6	0	6	0	0	6	12	0
theft by conversion	2	8	5	0	15	0	6	3	0	9	24	0
theft motor vehicle,	2	2	0	0	4	0	0	0	0	0	4	0
entrng mot veh crim	1	7	0	0	8	0	2	1	0	3	11	0
violtn forgery&fraud	2	0	1	0	3	0	1	0	0	1	4	0
abdmnt dang drugs/po	0	1	1	0	2	0	0	0	0	0	2	0
trnsatns drug rel ob	0	0	1	0	1	0	0	0	0	0	1	0
tpos/use drug rel ob	0	3	2	0	5	0	1	0	0	1	6	0
obtn/attmpt drugs il	0	2	1	0	3	0	5	6	0	11	14	0
viol dangerous drugs	0	1	1	0	2	0	2	0	0	2	4	0
mfg/dist imitate con	0	4	0	0	4	0	0	0	0	0	4	0
misc. abuse govt off	1	0	0	0	1	0	2	0	0	2	3	0
misc. obstruction pu	0	1	0	0	1	0	0	0	0	0	1	0
misc. escape & other	1	1	0	0	2	0	0	0	0	0	2	0
misc. offns relt jud	0	1	0	0	1	0	1	0	0	1	2	0
misc. obstruction of	0	1	1	0	2	0	0	0	0	0	2	0
misc. crim trsps/cri	0	1	0	0	1	0	0	0	0	0	1	0
misc. sexual offense	10	2	3	0	15	0	0	0	0	0	15	0
distrbut obscene mat	0	1	0	0	1	0	0	0	0	0	1	0
exhibit sex shows mi	0	0	1	0	1	0	0	0	0	0	1	0
dng instrmntalties &	0	1	0	0	1	0	0	0	0	0	1	0
vio prvsns/regs alco	0	0	1	0	1	0	1	0	0	1	2	0
furnish liquor to mi	5	1	3	0	9	0	0	1	0	1	10	0
poss alc bev by juve	20	3	1	0	24	0	0	0	0	0	24	0
veh homicide tit 40	2	4	4	0	10	0	0	1	0	1	11	0
viol motor veh licen	0	1	0	0	1	0	0	1	0	1	2	0
conspiracy commit mis	0	1	0	0	1	0	0	0	0	0	1	0
misc misdemeanor	36	65	21	0	122	9	35	11	0	55	177	0
misc. invation of pr	0	1	0	0	1	0	0	0	0	0	1	0

(continued)

Probationer Statistical Profile

Sample: Active & admin probationers, not in facilities
Act probationers 04/25/2001

Requestor: Statistics

MOST SERIOUS OFFENSE by current age & sex (CONTINUED)

MOST SERIOUS OFFENSE	Men					Women					Grand Total %
	age 00-21 %	age 22-39 %	age 40-98 %	age UNKWN %	Men Total %	age 00-21 %	age 22-39 %	age 40-98 %	age UNKWN %	Women Total %	
violation othr state	2 0	4 0	7 0	0 0	13 0	0 0	1 0	2 0	0 0	3 0	16 0

FELONIES	-----										
MISC. HOMICIDE OFFEN	0 0	4 0	0 0	0 0	4 0	0 0	0 0	0 0	0 0	0 0	4 0
MURDER	0 0	5 0	8 0	0 0	13 0	0 0	5 0	1 0	0 0	6 0	19 0
VOLUNTARY MANSLAUGHT	1 0	81 0	95 0	0 0	177 0	0 0	35 0	43 1	0 0	78 0	255 0
INVOLUNTARY MANSLAUG	11 0	45 0	30 0	0 0	86 0	2 0	23 0	8 0	0 0	33 0	119 0
FETICIDE	0 0	1 0	0 0	0 0	1 0	0 0	1 0	0 0	0 0	1 0	2 0
VEHICULAR HOMICIDE	12 0	182 0	94 0	0 0	288 0	3 0	39 0	25 0	0 0	67 0	355 0
HOMICIDE BY PILOT,DU	0 0	2 0	1 0	0 0	3 0	0 0	0 0	1 0	0 0	1 0	4 0
CONCEAL DEATH OF ANO	0 0	1 0	0 0	0 0	1 0	0 0	0 0	0 0	0 0	0 0	1 0
CRIMINAL ATTEMPT MUR	2 0	13 0	13 0	0 0	28 0	0 0	1 0	8 0	0 0	9 0	37 0
MISC. ABORTION	0 0	0 0	0 0	0 0	0 0	0 0	1 0	0 0	0 0	1 0	1 0
CRIMINAL ABORTION	0 0	5 0	0 0	0 0	5 0	0 0	1 0	0 0	0 0	1 0	6 0
MISC. ASSAULT/BATTER	6 0	43 0	22 0	0 0	71 0	0 0	4 0	2 0	0 0	6 0	77 0
AGGRAVATED ASSAULT	431 4	3268 6	1994 7	17 13	5710 6	116 5	821 5	358 5	1 5	1296 5	7006 6
CRMNL ATTEMPT AGG AS	1 0	22 0	18 0	0 0	41 0	1 0	8 0	2 0	0 0	11 0	52 0
AGGRAVATED BATTERY	51 0	361 1	205 1	2 1	619 1	5 0	43 0	18 0	0 0	66 0	685 1
TERRORIST THREATS &	141 1	679 1	403 2	1 1	1224 1	25 1	84 1	37 1	0 0	146 1	1370 1
FALSE IMPRISONMENT	8 0	163 0	62 0	0 0	233 0	1 0	8 0	2 0	0 0	11 0	244 0
FAL IMPR UDR CLR LEG	1 0	1 0	2 0	0 0	4 0	0 0	1 0	0 0	0 0	1 0	5 0
MALICIOUS CONF SANE	0 0	0 0	0 0	0 0	0 0	0 0	2 0	0 0	0 0	2 0	2 0
KIDNAPPING	5 0	89 0	35 0	0 0	129 0	0 0	4 0	2 0	0 0	6 0	135 0
INTERFERENCE WITH CU	11 0	24 0	8 0	0 0	43 0	2 0	7 0	5 0	0 0	14 0	57 0
AGG ASSLT ON POLICE	13 0	112 0	85 0	1 1	211 0	1 0	15 0	10 0	0 0	26 0	237 0
AGG BATRY PEACE OFFI	2 0	8 0	0 0	0 0	10 0	0 0	3 0	0 0	0 0	3 0	13 0
SIMPLE BATTERY MISD	1 0	26 0	17 0	0 0	44 0	0 0	6 0	4 0	0 0	10 0	54 0
RECK COND-HIV INFCTD	0 0	5 0	1 0	0 0	6 0	0 0	5 0	0 0	0 0	5 0	11 0
STALKING	1 0	19 0	16 0	0 0	36 0	0 0	0 0	1 0	0 0	1 0	37 0
AGGRAVATED STALKING	23 0	330 1	216 1	3 2	572 1	3 0	18 0	17 0	0 0	38 0	610 1
CRIMINAL ATTEMPT KID	0 0	2 0	4 0	0 0	6 0	0 0	0 0	0 0	0 0	0 0	6 0
MISC. ARSON	1 0	12 0	7 0	0 0	20 0	0 0	1 0	3 0	0 0	4 0	24 0
FIRST DEGREE ARSON	28 0	210 0	148 1	0 0	386 0	5 0	67 0	49 1	0 0	121 0	507 0

(continued)

Probationer Statistical Profile

Sample: Active & admin probationers, not in facilities
Act probationers 04/25/2001

Requestor: Statistics

MOST SERIOUS OFFENSE by current age & sex (CONTINUED)

MOST SERIOUS OFFENSE	Men					Women					Grand Total	%
	age 00-21	age 22-39	age 40-98	age UNKWN	Men Total	age 00-21	age 22-39	age 40-98	age UNKWN	Women Total		
SECOND DEGREE ARSON	11	60	23	0	94	1	20	3	0	24	118	
THIRD DEGREE ARSON	2	10	3	0	15	0	7	2	0	9	24	
CRIMINAL POSS EXPLOS	0	10	3	0	13	0	3	0	0	3	16	
CRIMINAL POSS INCEND	0	3	0	0	3	0	0	0	0	0	3	
MISC. CRIMINAL DAMAG	7	13	6	0	26	0	3	1	0	4	30	
CRIM. DAMAGE 1ST DEG	46	170	51	0	267	10	29	7	0	46	313	
CRIM. DAMAGE 2ND DEG	147	436	145	0	728	30	103	29	0	162	890	
DAMAGE,DESTROY SECR	6	14	9	0	29	1	3	1	0	5	34	
VANDALISM TO CHURCH	4	5	0	0	9	0	1	1	0	2	11	
ALTER I.D.	23	39	7	0	69	0	2	2	0	4	73	
BURGLARY	1639	5415	1353	4	8411	111	524	134	2	769	9180	
POSS BURGLAR TOOLS	56	108	27	0	191	1	8	2	0	11	202	
CRMNL ATMPMT COMMIT B	45	82	24	0	151	4	6	2	0	12	163	
MISC. FORGERY	2	14	5	0	21	1	7	7	0	15	36	
FORGERY 1ST DEGREE	439	2996	1315	4	4754	312	2738	929	13	3982	8736	
FORGERY 2ND DEGREE	33	153	53	1	240	11	76	21	0	108	348	
BAD CHECKS	12	213	187	1	413	14	178	98	1	290	703	
ILLEGAL USE-CREDIT C	4	12	5	0	21	2	9	1	0	12	33	
THEFT CREDIT CARD	24	103	19	0	146	19	89	15	0	123	269	
FORGERY CREDIT CARD	11	35	6	0	52	18	33	6	0	57	109	
FRAUDULENT CREDIT CA	79	303	61	0	443	81	378	57	1	516	959	
CRMNL POSS CREDIT CA	0	5	0	0	5	0	3	1	0	4	9	
RECV GDS,SRVS FRAUD	3	18	11	0	32	0	21	15	0	36	68	
TELECOMMUNICATIONS F	1	16	9	0	26	0	11	2	0	13	39	
CRMNL ATMPMT COMMIT F	1	6	0	0	7	1	2	3	0	6	13	
FAILR PAY NATRL PRD/	0	1	4	0	5	0	0	1	0	1	6	
FRADLNT ACCSSNG COMP	1	24	3	0	28	5	27	1	0	33	61	
MISC. FRAUD	9	65	53	0	127	5	75	36	1	116	243	
THEFT BY TAKING	783	3431	1403	7	5624	248	1755	707	10	2712	8336	
THEFT BY DECEPTION	9	197	161	1	368	15	142	58	1	215	583	
THEFT BY EXTORTION	1	17	4	0	22	0	5	3	0	8	30	
THEFT OF LOST PROPER	4	17	4	0	25	1	5	2	0	8	33	
THEFT BY REC STOLEN	748	2106	538	3	3395	62	261	73	1	396	3791	
THEFT OF SERVICES	1	36	20	0	57	0	24	9	0	33	90	
THEFT BY CONVERSION	9	236	225	1	471	8	132	66	1	206	677	

(continued)

Probationer Statistical Profile

Sample: Active & admin probationers, not in facilities
Act probationers 04/25/2001

Requestor: Statistics

MOST SERIOUS OFFENSE by current age & sex (CONTINUED)

MOST SERIOUS OFFENSE	Men					Women					Grand Total	%
	age 00-21	age 22-39	age 40-98	age UNKWN	Men Total	age 00-21	age 22-39	age 40-98	age UNKWN	Women Total		
THEFT OF TRADE SECRE	0	1	3	0	4	1	0	0	0	1	5	0
CONVSN PAYMNTS REAL	0	15	13	0	28	0	0	0	0	0	28	0
THEFT OF MOTOR VEH,	175	525	156	2	858	20	58	15	0	93	951	1
THEFT OF LEASED PERS	0	1	1	0	2	1	3	0	0	4	6	0
THEFT BRING PROP IN	17	57	15	0	89	0	6	2	0	8	97	0
THEFT RECV PROP OUT	5	17	2	0	24	1	4	1	0	6	30	0
LIVESTOCK THEFT	2	10	4	0	16	0	4	0	0	4	20	0
THEFT BY SHOPLIFTING	170	808	435	0	1413	325	1287	430	0	2042	3455	3
ENTERING VEHICLE	513	743	100	0	1356	15	42	4	0	61	1417	1
STEAL ALTER PUBLIC D	1	0	0	0	1	0	1	0	0	1	2	0
ROBBERY	315	1108	250	1	1674	33	106	29	0	168	1842	2
ARMED ROBBERY	28	447	157	0	632	2	39	11	0	52	684	1
HIJACKING MOTOR VEHI	2	6	0	0	8	1	0	0	0	1	9	0
CRIMINAL ATTEMPT ROB	21	64	17	0	102	2	4	0	0	6	108	0
CRMNL ATMPT ARMED RO	14	43	6	0	63	0	2	1	0	3	66	0
MISC. SEXUAL	1	26	25	0	52	0	3	0	0	3	55	0
RAPE	9	145	97	0	251	0	0	0	0	0	251	0
SODOMY	8	32	51	2	93	0	1	1	0	2	95	0
AGGRAVATED SODOMY	6	42	79	0	127	0	0	1	0	1	128	0
BESTIALITY	0	0	1	0	1	0	0	0	0	0	1	0
SEDUCTION	0	2	1	0	3	0	1	0	0	1	4	0
INCEST	4	21	86	0	111	0	5	6	0	11	122	0
BIGAMY	0	1	4	0	5	0	1	1	0	2	7	0
MARRY A BIGAMIST	0	0	0	0	0	0	1	0	0	1	1	0
AGGRAVATED SEXUAL BA	3	18	29	0	50	0	1	1	0	2	52	0
PANDERING BY COMPULS	0	2	2	0	4	0	0	0	0	0	4	0
STATUTORY RAPE	234	617	48	0	899	0	19	3	0	22	921	1
CHILD MOLESTATION	117	894	1316	7	2334	8	49	25	0	82	2416	2
ENTICING CHILD-INDEC	15	87	69	1	172	1	14	1	0	16	188	0
AGGRAV. CHILD MOLEST	13	107	158	0	278	1	7	1	0	9	287	0
NECROPHILIA	0	1	0	0	1	0	0	1	0	1	2	0
SEXL/ASLT/AGN/PERS/	1	20	8	0	29	0	2	1	0	3	32	0
SEXUAL ASLT BY THERA	0	0	1	0	1	0	0	0	0	0	1	0
SOLICIT SODOMY FROM	0	4	4	0	8	0	1	0	0	1	9	0
CRIMINAL ATTPPT RAPE	2	30	12	0	44	0	0	0	0	0	44	0

(continued)

Probationer Statistical Profile

Sample: Active & admin probationers, not in facilities
Act probationers 04/25/2001

Requestor: Statistics

MOST SERIOUS OFFENSE by current age & sex (CONTINUED)

MOST SERIOUS OFFENSE	Men					Women					Grand Total	%									
	age 00-21	age 22-39	age 40-98	age UNKWN	Men Total	age 00-21	age 22-39	age 40-98	age UNKWN	Women Total											
CRIMINAL ATTPPT SODOM	0	0	2	0	2	0	0	0	0	0	2	0									
CRIMINAL ATTPPT AGG S	0	1	1	0	2	0	0	0	0	0	2	0									
MISC. OBSCENITY	1	3	5	0	9	0	0	0	0	0	9	0									
DISTRIBUTING OBSCENE	0	1	1	0	2	0	0	0	0	0	2	0									
DISTR MAT DEPICT NUD	0	2	1	0	3	0	0	0	0	0	3	0									
MISC. PUBLIC ORDER	1	5	2	0	8	0	1	1	0	2	10	0									
TREASON	0	0	0	0	0	0	1	0	0	1	1	0									
INCITING TO INSURREC	1	1	0	0	2	0	0	0	0	0	2	0									
FALSE SWEARNG WRITTN	7	26	9	0	42	1	15	2	0	18	60	0									
ABUSE OF GOVT OFFICE	1	0	1	0	2	0	0	0	0	0	2	0									
BRIBERY GOVT OFFICER	0	10	14	0	24	0	5	3	0	8	32	0									
VIOLATE OATH PUBLIC	0	4	2	0	6	0	2	1	0	3	9	0									
INFLUENCE LEGISLATIV	0	0	1	0	1	0	0	0	0	0	1	0									
INFLUENCE GOVT OFFIC	0	1	0	0	1	0	0	0	0	0	1	0									
GOVT OFFCL SELL TO G	0	0	2	0	2	0	0	0	0	0	2	0									
DEFRAUDING STATE	0	19	34	0	53	1	197	128	2	326	379	0									
CONSPIRE RESTRAIN FR	0	1	0	0	1	0	1	0	0	1	2	0									
FALSE CERTIFICATES	0	5	2	0	7	0	5	0	0	5	12	0									
INFLUENCING WITNESS	2	12	7	0	21	0	4	3	0	7	28	0									
OBSTR OF LAW ENF OFF	182	2	1141	2	411	2	2	1	1736	2	31	211	1	99	1	1	5	342	1	2078	2
MISC JUDICIAL PROCEE	0	0	3	0	3	1	0	0	0	0	1	0	0	0	1	0	4	0			
PERJURY	3	10	12	0	25	2	8	2	0	12	37	0									
FALSE SWEARING	1	19	10	0	30	1	11	5	0	17	47	0									
SUBORDINATION OF PER	0	0	1	0	1	0	0	1	0	1	2	0									
IMPERSONATION	1	14	2	0	17	2	4	1	0	7	24	0									
IMPERSONATING OFFIC	3	34	16	1	54	0	1	0	0	1	55	0									
BARRATRY	1	7	0	0	8	0	0	0	0	0	8	0									
EMBRACERY	0	0	1	0	1	0	2	0	0	2	3	0									
FALSE STATEMENTS GOV	19	75	51	0	145	10	60	21	0	91	236	0									
UNAUTH REPRESENTN PEAC	0	1	0	0	1	0	0	0	0	0	1	0									
IMPRSNTNG ANTHR RBAL	0	1	1	0	2	0	3	1	0	4	6	0									
ESCAPE	17	154	56	0	227	1	25	7	0	33	260	0									
AIDING ESCAPE	0	6	0	0	6	1	11	3	0	15	21	0									
HINDERING APPREH OR	20	75	21	0	116	9	43	27	0	79	195	0									
COMPOUNDING A CRIME	1	0	0	0	1	0	2	0	0	2	3	0									

(continued)

Probationer Statistical Profile

Sample: Active & admin probationers, not in facilities
Act probationers 04/25/2001

Requestor: Statistics

MOST SERIOUS OFFENSE by current age & sex (CONTINUED)

MOST SERIOUS OFFENSE	Men					Women					Grand Total	%
	age 00-21	age 22-39	age 40-98	age UNKWN	Men Total	age 00-21	age 22-39	age 40-98	age UNKWN	Women Total		
BAIL JUMPING	2 0	17 0	10 0	0 0	29 0	0 0	4 0	1 0	0 0	5 0	34 0	
CRIMINAL ATTEMPT ESC	0 0	2 0	1 0	0 0	3 0	0 0	1 0	0 0	0 0	1 0	4 0	
FALSE PUBLIC ALARM	15 0	13 0	0 0	0 0	28 0	2 0	5 0	1 0	0 0	8 0	36 0	
CRIM INTER WITH GOVT	52 0	194 0	62 0	1 1	309 0	9 0	24 0	9 0	0 0	42 0	351 0	
MISC. GAMBLING/RELAT	0 0	1 0	0 0	0 0	1 0	0 0	0 0	0 0	0 0	0 0	1 0	
COMMERICAL GAMBLING	0 0	0 0	9 0	0 0	9 0	0 0	2 0	2 0	0 0	4 0	13 0	
COMMUNICATING GAMBL	0 0	3 0	4 0	0 0	7 0	0 0	0 0	0 0	0 0	0 0	7 0	
BRIBERY OF CONTESTAN	0 0	1 0	1 0	0 0	2 0	0 0	1 0	0 0	0 0	1 0	3 0	
GAMBLING ACT ON BUSI	0 0	0 0	1 0	0 0	1 0	0 0	1 0	1 0	0 0	2 0	3 0	
DOGFIGHTING	2 0	9 0	1 0	0 0	12 0	0 0	0 0	2 0	0 0	2 0	14 0	
LOTTERY VIOLATION	2 0	4 0	1 0	0 0	7 0	2 0	8 0	2 0	0 0	12 0	19 0	
BOARDING BUS W/CONCL	0 0	5 0	0 0	0 0	5 0	1 0	0 0	0 0	0 0	1 0	6 0	
CRUELTY TO CHILDREN	21 0	494 1	273 1	2 1	790 1	19 1	391 2	114 2	0 0	524 2	1314 1	
SEX EXPLOITATION CHI	3 0	14 0	25 0	0 0	42 0	1 0	2 0	1 0	0 0	4 0	46 0	
ABANDONMENT OF CHILD	0 0	33 0	33 0	0 0	66 0	0 0	3 0	2 0	0 0	5 0	71 0	
CNTRBTNG DELINQENCY	1 0	3 0	2 0	0 0	6 0	0 0	2 0	0 0	0 0	2 0	8 0	
MISC WEAPON/EXPLOSIV	17 0	17 0	8 0	0 0	42 0	0 0	1 0	0 0	0 0	1 0	43 0	
CARRY CONCEALED WEAP	18 0	87 0	28 0	0 0	133 0	0 0	8 0	0 0	0 0	8 0	141 0	
CARRY PISTL WITHOUT	1 0	6 0	1 0	0 0	8 0	0 0	0 0	1 0	0 0	1 0	9 0	
ALTER PISTL LICENSE	0 0	4 0	1 0	0 0	5 0	0 0	0 0	0 0	0 0	0 0	5 0	
POSS OF FIREARM DUR	15 0	75 0	56 0	1 1	147 0	1 0	9 0	5 0	0 0	15 0	162 0	
POSS OF CERTAIN WEAP	27 0	82 0	57 0	0 0	166 0	3 0	5 0	2 0	0 0	10 0	176 0	
POSS FIREARM CONVCT	11 0	572 1	507 2	2 1	1092 1	0 0	21 0	20 0	0 0	41 0	1133 1	
CARRYING WEAPON AT S	101 1	52 0	4 0	0 0	157 0	11 0	4 0	1 0	0 0	16 0	173 0	
GUARD LINE WITH WEAP	1 0	1 0	1 0	0 0	3 0	0 0	0 0	1 0	0 0	1 0	4 0	
POSS WEAPON BY PRISO	1 0	6 0	1 0	0 0	8 0	0 0	0 0	0 0	0 0	0 0	8 0	
MISUSE FIREARM HUNTI	0 0	1 0	1 0	0 0	2 0	0 0	0 0	0 0	0 0	0 0	2 0	
MISC INVASION OF PRI	0 0	1 0	2 0	0 0	3 0	0 0	1 0	1 0	0 0	2 0	5 0	
EAVESDROP & SURVEILL	0 0	7 0	8 0	1 1	16 0	0 0	0 0	1 0	0 0	1 0	17 0	
PEEPING TOM	6 0	81 0	39 0	0 0	126 0	0 0	1 0	0 0	0 0	1 0	127 0	
P/S/D OF EAVESDROP D	0 0	3 0	0 0	0 0	3 0	0 0	0 0	0 0	0 0	0 0	3 0	
RACKETEERING	0 0	5 0	20 0	0 0	25 0	1 0	2 0	4 0	0 0	7 0	32 0	
S/D NARCOTICS, OPIAT	33 0	397 1	194 1	1 1	625 1	2 0	69 0	50 1	0 0	121 0	746 1	
S/D DEP,STIM,CNTRF D	29 0	223 0	115 0	1 1	368 0	3 0	39 0	27 0	2 10	71 0	439 0	
SALE-DIST OF LSD	10 0	26 0	1 0	0 0	37 0	1 0	0 0	1 0	0 0	2 0	39 0	

(continued)

Probationer Statistical Profile

Sample: Active & admin probationers, not in facilities
Act probationers 04/25/2001

Requestor: Statistics

MOST SERIOUS OFFENSE by current age & sex (CONTINUED)

MOST SERIOUS OFFENSE	Men							Women							Grand Total	%					
	age 00-21	age 22-39	age 40-98	age UNKWN	Men Total	Men %	age 00-21	age 22-39	age 40-98	age UNKWN	Women Total	Women %									
SALE/DIST OF MARIJUUA	295	3	1306	2	392	1	1	1994	2	26	1	197	1	89	1	0	0	312	1	2306	2
S/D OF ALCOHOLIC IN	0	0	2	0	3	0	0	5	0	0	0	0	0	1	0	0	0	1	0	6	0
POSS NARCOTICS, OPIA	70	1	574	1	332	1	2	978	1	13	1	160	1	95	1	1	5	269	1	1247	1
POSS DEP, STIM, CNTRF	42	0	517	1	246	1	1	806	1	13	1	187	1	76	1	0	0	276	1	1082	1
POSS OF L.S.D.	32	0	84	0	4	0	0	120	0	3	0	10	0	4	0	0	0	17	0	137	0
POSS OF MARIJUANA	303	3	1311	2	372	1	3	1989	2	28	1	221	1	109	2	0	0	358	1	2347	2
ILLEGAL POSS/MANF LI	1	0	3	0	6	0	0	10	0	0	0	1	0	0	0	0	0	1	0	11	0
ILLEGAL ATTM TO OBT	2	0	59	0	49	0	0	110	0	3	0	115	1	88	1	0	0	206	1	316	0
VIOLATE GA CNTRL SBS	1487	13	9521	17	4312	16	20	15340	16	175	7	2318	14	1184	17	5	25	3682	14	19022	16
VIOLATE DNGROUS DRGS	15	0	51	0	23	0	0	89	0	1	0	25	0	14	0	0	0	40	0	129	0
UNLWFL MFG/DEL/DIST	6	0	45	0	31	0	0	82	0	1	0	5	0	4	0	0	0	10	0	92	0
FURNISH LIQUOR TO MI	1	0	1	0	0	0	0	2	0	0	0	0	0	0	0	0	0	0	0	2	0
POSS DRUG RELATED MA	7	0	21	0	8	0	0	36	0	0	0	14	0	4	0	0	0	18	0	54	0
SALE/DIST CONT SUB P	11	0	49	0	15	0	0	75	0	1	0	10	0	6	0	0	0	17	0	92	0
SALE/DIST CONT SUB S	10	0	32	0	5	0	0	47	0	0	0	4	0	0	0	0	0	4	0	51	0
SALE/DISTRIBUTION CO	320	3	1775	3	647	2	4	2746	3	24	1	280	2	152	2	2	10	458	2	3204	3
POSSESSION OF COCAIN	664	6	4054	7	1906	7	12	6636	7	85	4	899	5	456	7	2	10	1442	6	8078	7
CRMNL ATPT VIOL SUBS	18	0	222	0	172	1	1	413	0	5	0	89	1	82	1	1	5	177	1	590	0
MISC. DRUGS TRAFFICK	3	0	39	0	20	0	0	62	0	0	0	12	0	3	0	1	5	16	0	78	0
COCAINE LESS 200 GRA	12	0	209	0	149	1	0	370	0	2	0	40	0	40	1	0	0	82	0	452	0
COCAINE 201-400 GRAM	3	0	25	0	24	0	0	52	0	0	0	8	0	3	0	0	0	11	0	63	0
COCAINE 401 OR MORE	0	0	5	0	9	0	0	14	0	0	0	1	0	3	0	0	0	4	0	18	0
NARCOTICS LESS 14 GR	1	0	2	0	2	0	0	5	0	1	0	0	0	0	0	0	0	1	0	6	0
NARCOTICS 15-28 GRAM	1	0	3	0	0	0	0	4	0	0	0	1	0	0	0	0	0	1	0	5	0
NARCOTICS 29 MORE GR	0	0	2	0	1	0	0	3	0	0	0	0	0	1	0	0	0	1	0	4	0
MARIJUANA 101-2000 P	0	0	17	0	18	0	0	35	0	1	0	4	0	3	0	0	0	8	0	43	0
MARIJUANA 2001-10000	0	0	3	0	0	0	0	3	0	0	0	1	0	0	0	0	0	1	0	4	0
MARIJUANA 10001 LBS	1	0	3	0	3	0	0	7	0	0	0	1	0	0	0	0	0	1	0	8	0
TRFFKNG METHAQUALONE	0	0	2	0	4	0	0	6	0	0	0	1	0	2	0	0	0	3	0	9	0
TRFFKNG MTHAQUALONE>	0	0	2	0	3	0	0	5	0	0	0	1	0	0	0	0	0	1	0	6	0
AMPHETAMINE 28-199 G	1	0	12	0	4	0	0	17	0	0	0	3	0	2	0	0	0	5	0	22	0
AMPHETAMINE 200-399	0	0	1	0	3	0	0	4	0	0	0	0	0	1	0	0	0	1	0	5	0
AMPHETAMINE 400+ GRA	0	0	0	0	0	0	0	0	0	0	0	1	0	0	0	0	0	1	0	1	0
TRANSACTIONS DRUG OB	0	0	1	0	0	0	0	1	0	0	0	1	0	0	0	0	0	1	0	2	0
TRANSACTIONS CNTRFT	1	0	5	0	0	0	0	6	0	0	0	0	0	1	0	0	0	1	0	7	0

(continued)

Probationer Statistical Profile

Sample: Active & admin probationers, not in facilities
Act probationers 04/25/2001

Requestor: Statistics

MOST SERIOUS OFFENSE by current age & sex (CONTINUED)

MOST SERIOUS OFFENSE	Men					Women					Grand Total	%
	age 00-21	age 22-39	age 40-98	age UNKWN	Men Total	age 00-21	age 22-39	age 40-98	age UNKWN	Women Total		
USE COMM FACILITY VIO	2 0	8 0	5 0	0 0	15 0	1 0	1 0	2 0	0 0	4 0	19 0	
ATT/CONSPRCY COMMT C	2 0	27 0	13 0	0 0	42 0	3 0	14 0	13 0	0 0	30 0	72 0	
UNATHZD DIST CONTRLL	0 0	3 0	7 0	0 0	10 0	0 0	1 0	2 0	0 0	3 0	13 0	
ILLGL DIST CONTRLLD	1 0	9 0	6 0	0 0	16 0	0 0	3 0	1 0	0 0	4 0	20 0	
VIOL MOTOR VEHICLE L	12 0	133 0	108 0	1 1	254 0	1 0	27 0	16 0	0 0	44 0	298 0	
ALTER CAR TITLE	0 0	1 0	6 0	0 0	7 0	0 0	0 0	0 0	0 0	0 0	7 0	
DRVNG HABTL VIOLATOR	1 0	1627 3	1727 6	6 4	3361 4	0 0	134 1	129 2	0 0	263 1	3624 3	
HABIT TRAF VOIL/IMPA	0 0	201 0	203 1	2 1	406 0	0 0	14 0	30 0	0 0	44 0	450 0	
HABIT TRAF VIOL/OTHE	2 0	234 0	211 1	2 1	449 0	0 0	16 0	16 0	0 0	32 0	481 0	
SELL UNSTAMPED CIG/C	0 0	0 0	1 0	0 0	1 0	0 0	0 0	0 0	0 0	0 0	1 0	
DSTL ALCOHOL BEVERAG	0 0	0 0	3 0	0 0	3 0	0 0	0 0	1 0	0 0	1 0	4 0	
POSS UNAUTHORIZED ST	0 0	0 0	0 0	0 0	0 0	0 0	1 0	0 0	0 0	1 0	1 0	
POSS CONTRABAND ARTI	2 0	3 0	2 0	0 0	7 0	0 0	2 0	0 0	0 0	2 0	9 0	
TRNSPRT CONTRABAND A	0 0	1 0	0 0	0 0	1 0	0 0	1 0	0 0	0 0	1 0	2 0	
CONCEAL CONTRABAND	0 0	0 0	1 0	0 0	1 0	0 0	0 0	0 0	0 0	0 0	1 0	
MISC. MRALS/PBLIC H/	0 0	6 0	3 0	0 0	9 0	0 0	1 0	1 0	0 0	2 0	11 0	
VIOLATN GAME AND FIS	0 0	2 0	0 0	0 0	2 0	0 0	0 0	0 0	0 0	0 0	2 0	
MISC CORRECTIONL INS	3 0	9 0	2 0	0 0	14 0	0 0	6 0	3 0	0 0	9 0	23 0	
VIOLATION OTHR STATE	38 0	203 0	86 0	0 0	327 0	8 0	80 0	35 0	0 0	123 0	450 0	
CONSPIRACY	15 0	42 0	13 0	1 1	71 0	5 0	32 0	6 0	0 0	43 0	114 0	
CRIMINAL ATTEMPT	43 0	203 0	123 0	0 0	369 0	8 0	79 0	35 0	0 0	122 0	491 0	
AIRCRAFT HIJACKING	0 0	2 0	0 0	0 0	2 0	0 0	0 0	0 0	0 0	0 0	2 0	
UNAUTH DIST RECRD DE	0 0	3 0	3 0	0 0	6 0	0 0	0 0	0 0	0 0	0 0	6 0	
CRIMINAL SOLICITATIO	0 0	20 0	21 0	0 0	41 0	1 0	8 0	6 0	0 0	15 0	56 0	
PARTY TO A CRIME	4 0	8 0	1 0	0 0	13 0	1 0	6 0	2 0	0 0	9 0	22 0	
CRIMINAL TRESPASSING	7 0	7 0	6 0	0 0	20 0	1 0	1 0	1 0	0 0	3 0	23 0	
GANG PARTICIPATION	74 1	697 1	358 1	0 0	1129 1	16 1	169 1	84 1	0 0	269 1	1398 1	
Total reported	11844	58872	27792	137	98645	2382	17075	7238	21	26716	125361	
Percent Reported	100.6	101.2	101.3	100.0	101.1	100.6	101.0	101.1	100.0	101.0	101.1	
NOT REPORTED	162	1393	730	3	2288	31	337	146	1	515	2803	
Total	11774	58190	27438	137	97539	2367	16907	7156	21	26451	123990	

Probationer Statistical Profile

Sample: Active & admin probationers, not in facilities
Act probationers 04/25/2001

Requestor: Statistics

MOST SERIOUS CRIME TYPE by current age & sex

CRIME TYPE	Men					Women					Grand Total %
	age 00-21 %	age 22-39 %	age 40-98 %	age UNKWN %	Men Total %	age 00-21 %	age 22-39 %	age 40-98 %	age UNKWN %	Women Total %	
VIOL/PERSN	1315 11	8436 14	4411 16	30 22	14192 15	277 12	1854 11	755 11	1 5	2887 11	17079 14
NVIOL/PERS	159 1	245 0	176 1	1 1	581 1	17 1	39 0	15 0	0 0	71 0	652 1
PROPERTY	5335 45	19355 33	6908 25	24 18	31622 32	1459 62	8795 52	3099 43	5 24	13358 51	44980 36
DRUG SALES	743 6	4252 7	1678 6	7 5	6680 7	66 3	699 4	407 6	5 24	1177 4	7857 6
DRUG POSSN	2829 24	16745 29	7507 27	41 30	27122 28	364 15	4133 24	2149 30	9 43	6655 25	33777 27
ALCOHOL	29 0	20 0	23 0	0 0	72 0	0 0	4 0	4 0	0 0	8 0	80 0
HABIT/DUI	147 1	3004 5	2768 10	14 10	5933 6	24 1	357 2	293 4	0 0	674 3	6607 5
SEX OFFEND	440 4	2098 4	2050 7	10 7	4598 5	11 0	108 1	42 1	0 0	161 1	4759 4
OTHER	777 7	4034 7	1917 7	10 7	6738 7	149 6	918 5	392 5	1 5	1460 6	8198 7
Total reported	11774	58189	27438	137	97538	2367	16907	7156	21	26451	123989
Percent Reported	100.0	100.0	100.0	100.0	100.0	100.0	100.0	100.0	100.0	100.0	100.0
NOT REPORTED	0	1	0	0	1	0	0	0	0	0	1
Total	11774	58190	27438	137	97539	2367	16907	7156	21	26451	123990