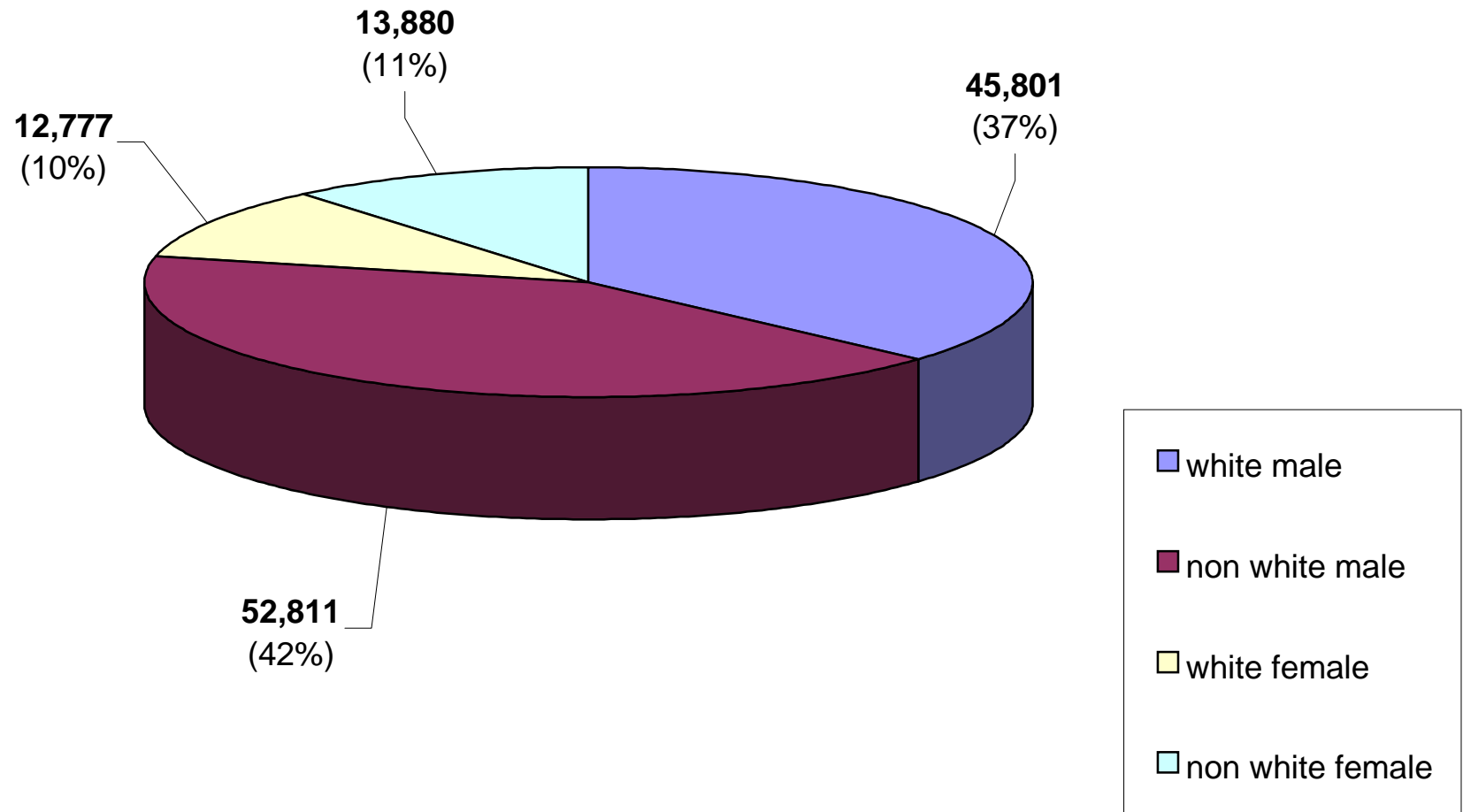
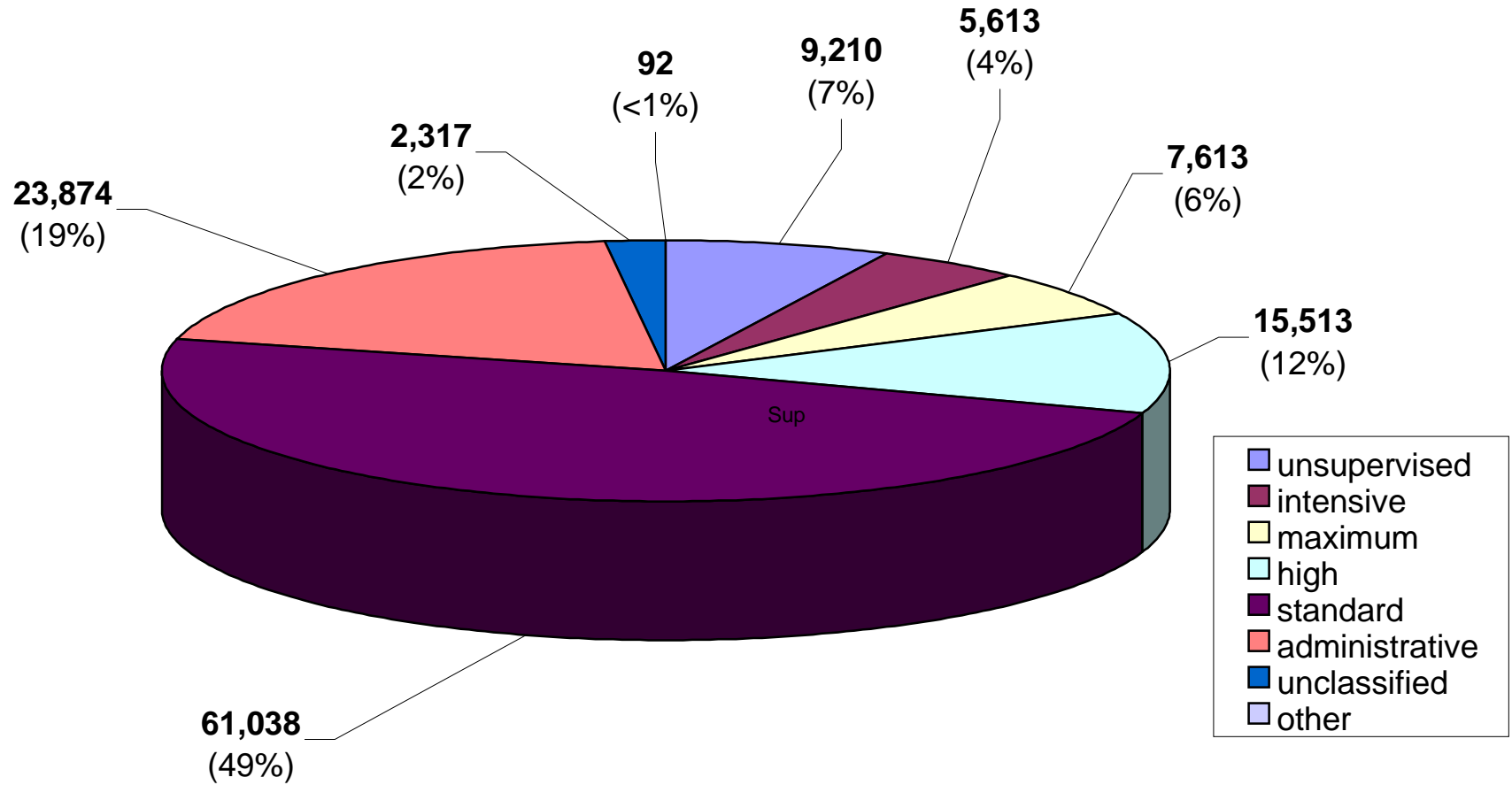


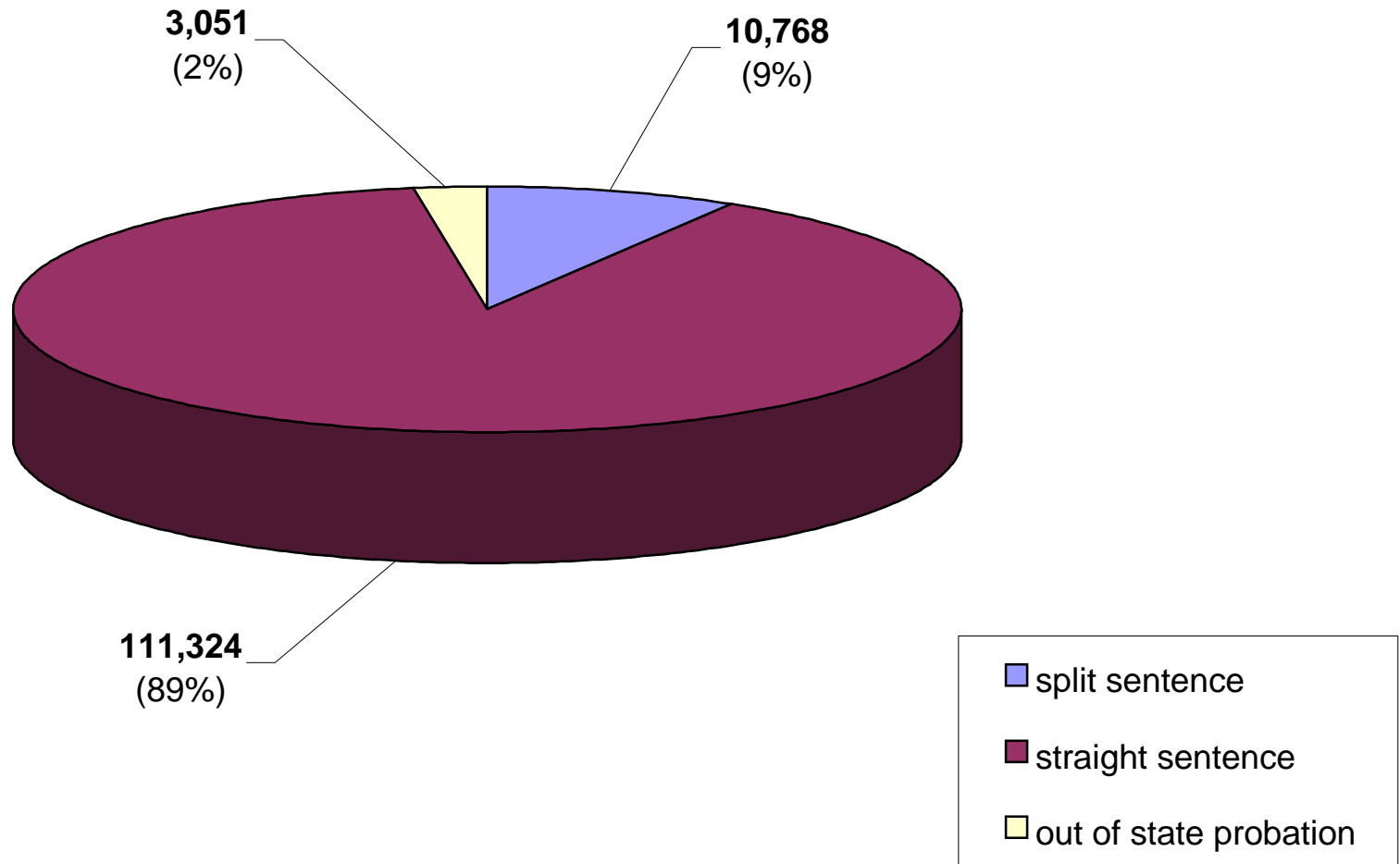
Active Probationers By Race & Gender



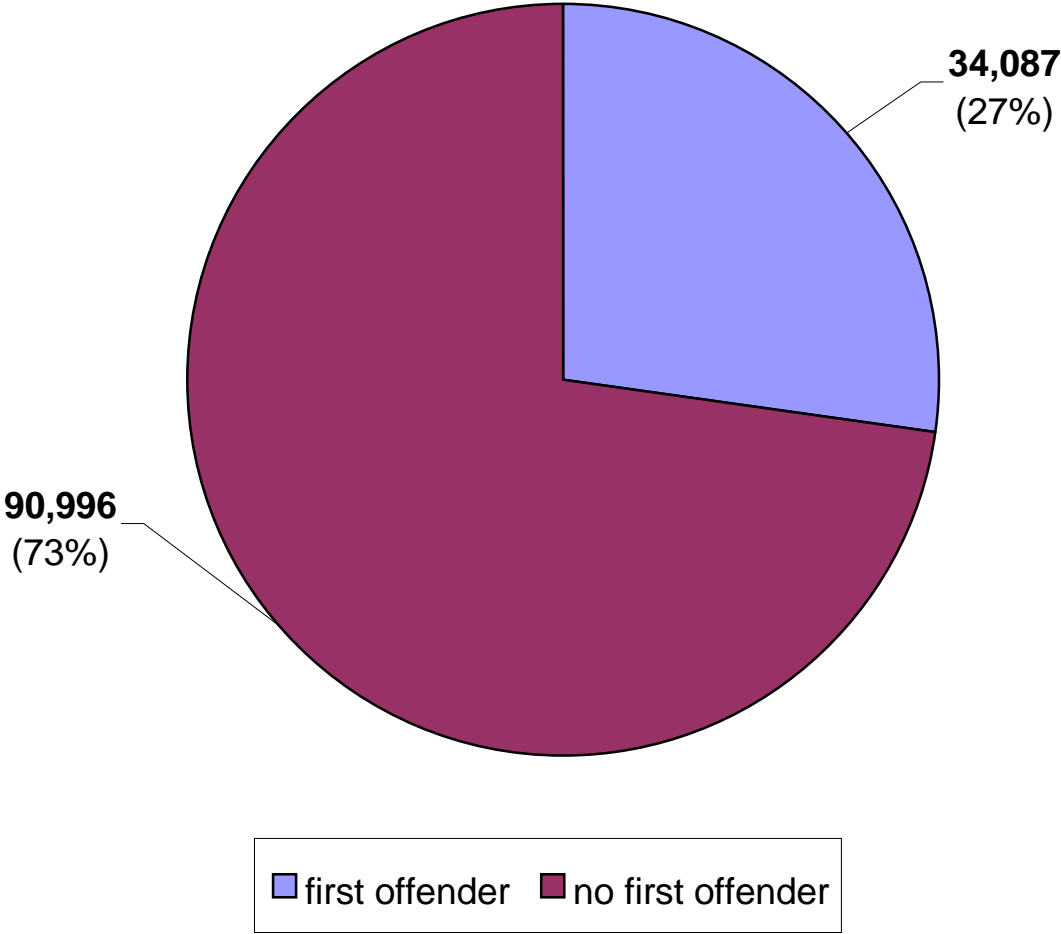
Active Probationers By Current Supervision Type



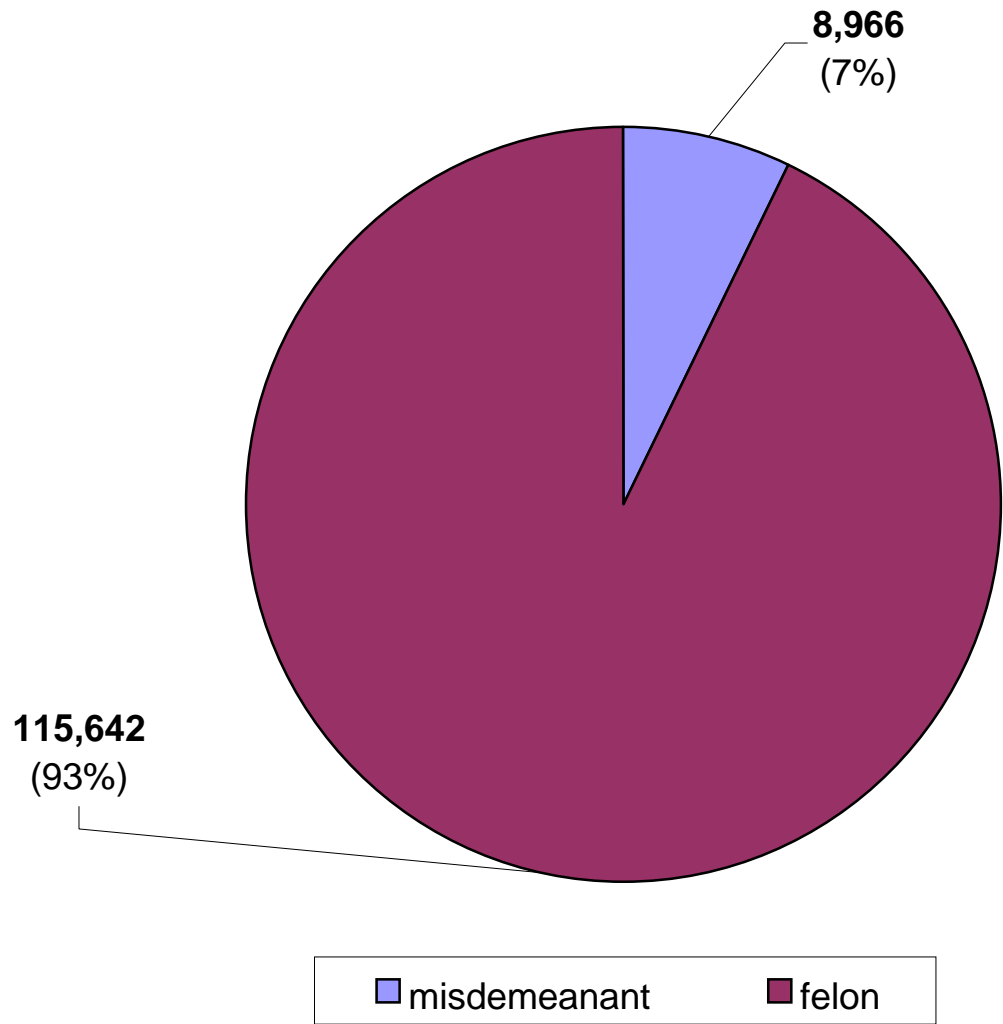
Active Probationers By Case Type



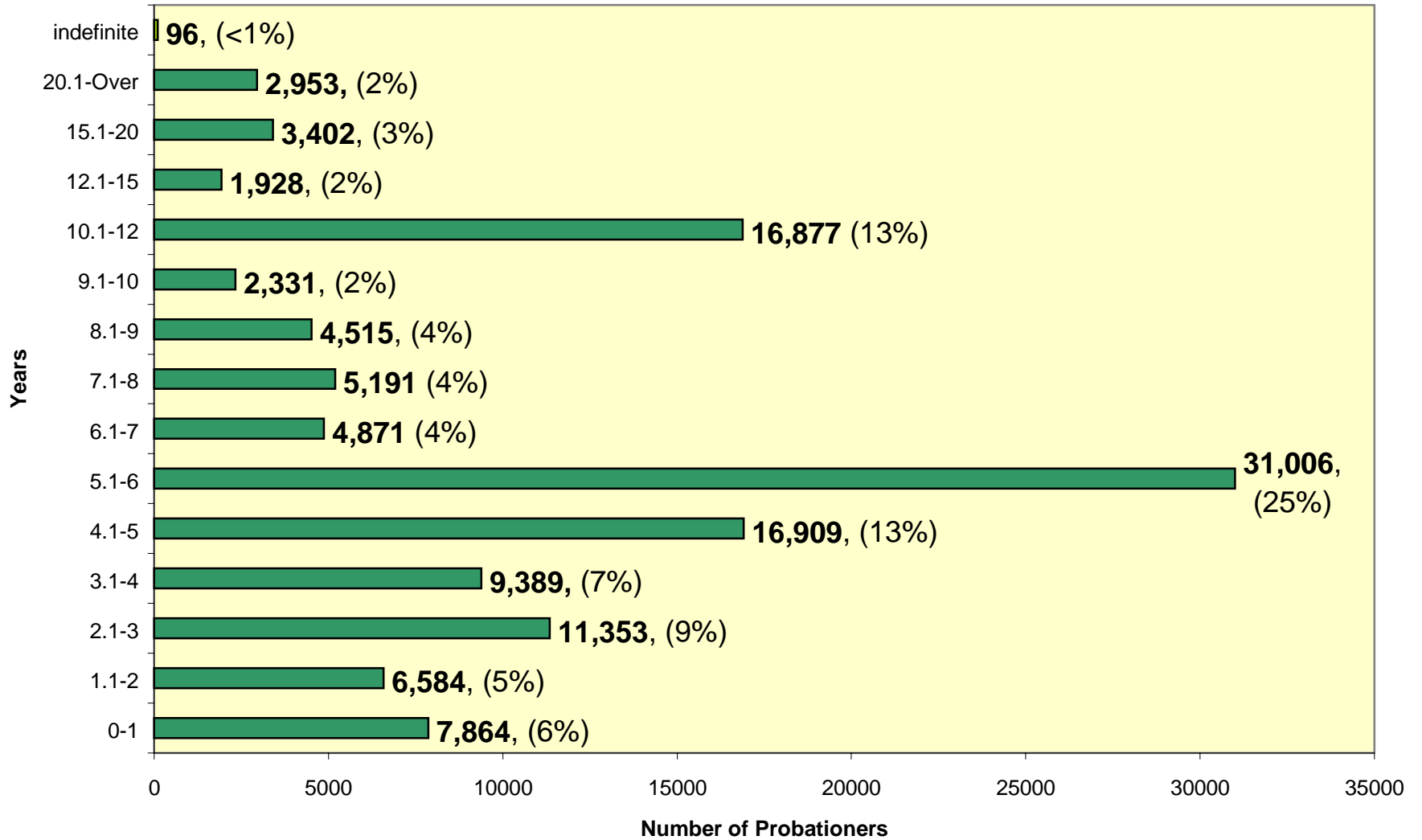
Active Probationers By First Offender Status



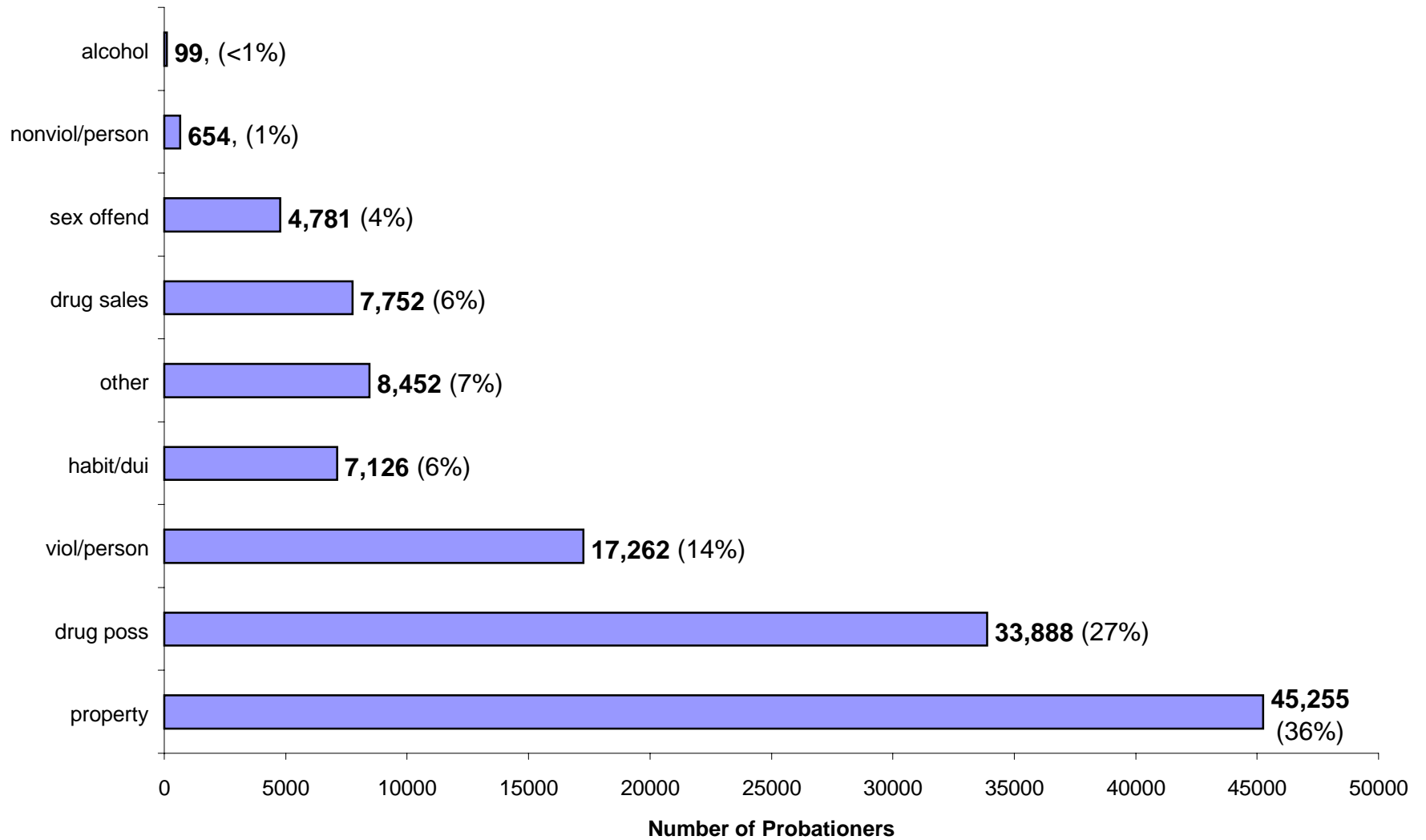
Active Probationer By Sentence Type



Active Probationers By Sentence Length



Active Probationers by Crime Type



Probationer Statistical Profile

Table of contents for Active & admin probationers, not in facilities

Title	Page
-----	----
RACE AND SEX	2
CURRENT SUPERVISION TYPE	3
ORIGINAL SUPERVISION TYPE	4
TOTAL RISK SCORE	5
TOTAL NEED SCORE	6
COUNTY OF CONVICTION	7
CIRCUIT OF CONVICTION	12
CIRCUIT OF CURRENT SUPERVISION	14
SENTENCE LENGTH	16
TIME SERVED	17
TIME LEFT TO SERVE	18
CASE TYPE	19
RELEASE TYPE	20
FIRST OFFENDER STATUS	21
TYPE PROBATIONER	22
MOST SERIOUS CRIME BY GROUP	23
MOST SERIOUS OFFENSE	24
MOST SERIOUS CRIME TYPE	35

Probationer Statistical Profile

Sample: Active & admin probationers, not in facilities Requestor: Statistics
Act probationers 03/20/2001

RACE AND SEX by current age & sex

RACE AND SEX	M e n					W o m e n					Grand Total %
	age 00-21 %	age 22-39 %	age 40-98 %	age UNKWN %	Men Total %	age 00-21 %	age 22-39 %	age 40-98 %	age UNKWN %	Women Total %	
WHITE MALE	5319 44	26673 45	13710 50	99 67	45801 46	0 0	0 0	0 0	0 0	0 0	45801 37
NON WHITE MALE	6659 56	32286 55	13818 50	48 33	52811 54	0 0	0 0	0 0	0 0	0 0	52811 42
WHITE FEMALE	0 0	0 0	0 0	0 0	0 0	1082 44	7972 47	3710 52	13 59	12777 48	12777 10
NON WHITE FEMALE	0 0	0 0	0 0	0 0	0 0	1361 56	9068 53	3442 48	9 41	13880 52	13880 11
Total reported	11978	58959	27528	147	98612	2443	17040	7152	22	26657	125269
Percent Reported	100.0	100.0	100.0	100.0	100.0	100.0	100.0	100.0	100.0	100.0	100.0
NOT REPORTED	0	0	1	0	1	0	0	0	0	0	1
Total	11978	58959	27529	147	98613	2443	17040	7152	22	26657	125270
AVERAGE W-AGE	19.85	29.81	47.55	***	33.56	19.87	30.47	46.22	***	33.73	33.59

*** Average age excludes missing dates of birth

Probationer Statistical Profile

Sample: Active & admin probationers, not in facilities
Act probationers 03/20/2001

Requestor: Statistics

CURRENT SUPERVISION TYPE by current age & sex

SUPERVISION TYPE	Men							Women							Grand Total %
	age 00-21 %	age 22-39 %	age 40-98 %	age UNKWN %	Men Total %	age 00-21 %	age 22-39 %	age 40-98 %	age UNKWN %	Women Total %					
UNSUPERVISED	333 3	4498 8	2459 9	13 9	7303 7	71 3	1216 7	617 9	3 14	1907 7	9210 7				
WARRANT	1 0	2 0	0 0	0 0	3 0	0 0	0 0	0 0	0 0	0 0	3 0				
BC AFTERCARE	0 0	0 0	0 0	0 0	0 0	0 0	0 0	0 0	0 0	0 0	0 0				
HOME CONFINEMENT	0 0	5 0	1 0	0 0	6 0	0 0	1 0	0 0	0 0	1 0	7 0				
INTENSIVE	923 8	2677 5	931 3	7 5	4538 5	114 5	722 4	237 3	2 9	1075 4	5613 4				
MAXIMUM	731 6	4023 7	1906 7	13 9	6673 7	67 3	629 4	244 3	0 0	940 4	7613 6				
HIGH	1610 13	7959 13	3594 13	12 8	13175 13	203 8	1536 9	597 8	2 9	2338 9	15513 12				
MEDIUM	0 0	0 0	0 0	0 0	0 0	0 0	0 0	0 0	0 0	0 0	0 0				
STANDARD	6838 57	26484 45	11905 43	76 52	45303 46	1754 72	9991 59	3977 56	13 59	15735 59	61038 49				
ADMINISTRATIVE	1347 11	12122 21	6125 22	24 16	19618 20	214 9	2681 16	1359 19	2 9	4256 16	23874 19				
FINANCIAL	1 0	19 0	60 0	0 0	80 0	0 0	1 0	1 0	0 0	2 0	82 0				
OBSOLETE CODES	0 0	0 0	0 0	0 0	0 0	0 0	0 0	0 0	0 0	0 0	0 0				
UNCLASSIFIED	194 2	1170 2	548 2	2 1	1914 2	20 1	263 2	120 2	0 0	403 2	2317 2				
Total reported	11978	58959	27529	147	98613	2443	17040	7152	22	26657	125270				
Percent Reported	100.0	100.0	100.0	100.0	100.0	100.0	100.0	100.0	100.0	100.0	100.0				
NOT REPORTED	0	0	0	0	0	0	0	0	0	0	0				
Total	11978	58959	27529	147	98613	2443	17040	7152	22	26657	125270				

* NOTE: IN MARCH, 1994 COMMUNITY CORRECTIONS REDEFINED THEIR TYPES. MEDIMUM AND MINIMUM WERE COLLAPSED INTO STANDARD AND MAXIMUM WAS COMBINED WITH HIGH

Probationer Statistical Profile

Sample: Active & admin probationers, not in facilities
Act probationers 03/20/2001

Requestor: Statistics

ORIGINAL SUPERVISION TYPE by current age & sex

SUPERVISION TYPE	Men				Women				Grand Total	%	
	age 00-21	age 22-39	age 40-98	age UNKWN	Men Total	age 00-21	age 22-39	age 40-98			age UNKWN
UNSUPERVISED	0	3	5	0	8	0	0	0	0	0	8
WARRANT	0	2	1	0	3	0	0	0	0	0	3
BC AFTERCARE	0	63	1	0	64	0	0	0	0	0	64
HOME CONFINEMENT	1	24	6	0	31	0	3	1	0	4	35
INTENSIVE	1211	5206	2133	25	8575	143	1364	568	4	2079	10654
MAXIMUM	642	4689	2786	17	8134	73	764	348	0	1185	9319
HIGH	1682	10292	5023	20	17017	225	2107	962	2	3296	20313
MEDIUM	2	581	437	0	1020	0	150	156	0	306	1326
STANDARD	7421	28611	12570	72	48674	1903	10873	4210	15	17001	65675
ADMINISTRATIVE	726	5255	2594	9	8584	75	955	493	1	1524	10108
FINANCIAL	1	27	69	0	97	0	1	2	0	3	100
OBSOLETE CODES	0	0	0	0	0	0	0	0	0	0	0
UNCLASSIFIED	292	4206	1904	4	6406	24	823	412	0	1259	7665
Total reported	11978	58959	27529	147	98613	2443	17040	7152	22	26657	125270
Percent Reported	100.0	100.0	100.0	100.0	100.0	100.0	100.0	100.0	100.0	100.0	100.0
NOT REPORTED	0	0	0	0	0	0	0	0	0	0	0
Total	11978	58959	27529	147	98613	2443	17040	7152	22	26657	125270

* NOTE: IN MARCH, 1994 COMMUNITY CORRECTIONS REDEFINED THEIR TYPES. MEDIUM AND MINIMUM WERE COLLAPSED INTO STANDARD AND MAXIMUM WAS COMBINED WITH HIGH

Probationer Statistical Profile

Sample: Active & admin probationers, not in facilities
Act probationers 03/20/2001

Requestor: Statistics

TOTAL RISK SCORE by current age & sex

SCORE	M e n					W o m e n					Grand Total %
	age 00-21 %	age 22-39 %	age 40-98 %	age UNKWN %	Men Total %	age 00-21 %	age 22-39 %	age 40-98 %	age UNKWN %	Women Total %	
< 00 (ADMIN.)	0 0	0 0	0 0	0 0	0 0	0 0	0 0	0 0	0 0	0 0	0 0
00-07 (MINIMUM)	0 0	238 0	235 1	0 0	473 1	1 0	79 0	126 2	0 0	206 1	679 1
08-14 (MEDIUM)	1 0	613 1	409 2	0 0	1023 1	0 0	159 1	127 2	0 0	286 1	1309 1
15-24 (HIGH)	4 0	823 2	728 3	0 0	1555 2	0 0	175 1	140 2	0 0	315 1	1870 2
25 & OVER (MAXIMUM)	2 0	686 1	590 2	0 0	1278 1	2 0	83 1	59 1	0 0	144 1	1422 1
NO SCORE, DIRECT ASG	11763100	51999 96	23311 92	145100	87218 95	2419100	15450 97	6133 93	22100	24024 96	111242 95
Total reported	11770	54359	25273	145	91547	2422	15946	6585	22	24975	116522
Percent Reported	98.3	92.2	91.8	98.6	92.8	99.1	93.6	92.1	100.0	93.7	93.0
NOT REPORTED	208	4600	2256	2	7066	21	1094	567	0	1682	8748
Total	11978	58959	27529	147	98613	2443	17040	7152	22	26657	125270

* NOTE: IN MARCH, 1990 THE CATEGORIES "DIRECT ASSIGNMENT TO SUPERVISION LEVEL" AND "NEGATIVE SCORES, ADMINISTRATIVE LEVEL" WERE ADDED TO RISK & NEED

Probationer Statistical Profile

Sample: Active & admin probationers, not in facilities
Act probationers 03/20/2001

Requestor: Statistics

TOTAL NEED SCORE by current age & sex

SCORE	M e n					W o m e n					Grand Total %
	age 00-21 %	age 22-39 %	age 40-98 %	age UNKWN %	Men Total %	age 00-21 %	age 22-39 %	age 40-98 %	age UNKWN %	Women Total %	
< 00 (ADMIN.)	0 0	7 0	6 0	0 0	13 0	0 0	5 0	4 0	0 0	9 0	22 0
00-07 (MINIMUM)	1 0	473 1	353 1	0 0	827 1	1 0	110 1	104 2	0 0	215 1	1042 1
08-14 (MEDIUM)	1 0	911 2	733 3	0 0	1645 2	1 0	179 1	163 2	0 0	343 1	1988 2
15-24 (HIGH)	4 0	816 2	712 3	0 0	1532 2	1 0	165 1	148 2	0 0	314 1	1846 2
25 & OVER (MAXIMUM)	1 0	153 0	158 1	0 0	312 0	0 0	37 0	33 1	0 0	70 0	382 0
NO SCORE, DIRECT ASG	11763100	51999 96	23311 92	145100	87218 95	2419100	15450 97	6133 93	22100	24024 96	111242 95
Total reported	11770	54359	25273	145	91547	2422	15946	6585	22	24975	116522
Percent Reported	98.3	92.2	91.8	98.6	92.8	99.1	93.6	92.1	100.0	93.7	93.0
NOT REPORTED	208	4600	2256	2	7066	21	1094	567	0	1682	8748
Total	11978	58959	27529	147	98613	2443	17040	7152	22	26657	125270

* NOTE: IN MARCH, 1990 THE CATEGORIES "DIRECT ASSIGNMENT TO SUPERVISION LEVEL" AND "NEGATIVE SCORES, ADMINISTRATIVE LEVEL" WERE ADDED TO RISK & NEED

Probationer Statistical Profile

Sample: Active & admin probationers, not in facilities
Act probationers 03/20/2001

Requestor: Statistics

COUNTY OF CONVICTION by current age & sex

COUNTY	Men					Women					Grand Total	%										
	age 00-21	age 22-39	age 40-98	age UNKWN	Men Total	age 00-21	age 22-39	age 40-98	age UNKWN	Women Total												
APPLING COUNTY	34	0	120	0	58	0	0	0	212	0	2	0	30	0	11	0	0	0	43	0	255	0
ATKINSON COUNTY	8	0	71	0	54	0	0	0	133	0	1	0	14	0	8	0	0	0	23	0	156	0
BACON COUNTY	8	0	50	0	23	0	0	0	81	0	1	0	10	0	9	0	0	0	20	0	101	0
BAKER COUNTY	5	0	39	0	21	0	0	0	65	0	1	0	5	0	1	0	0	0	7	0	72	0
BALDWIN COUNTY	146	1	590	1	222	1	0	0	958	1	26	1	164	1	65	1	0	0	255	1	1213	1
BANKS COUNTY	34	0	139	0	72	0	1	1	246	0	11	0	40	0	17	0	0	0	68	0	314	0
BARROW COUNTY	64	1	406	1	203	1	1	1	674	1	18	1	115	1	52	1	0	0	185	1	859	1
BARTOW COUNTY	112	1	897	2	460	2	1	1	1470	1	24	1	256	2	100	1	0	0	380	1	1850	1
BEN HILL COUNTY	25	0	151	0	63	0	1	1	240	0	6	0	42	0	18	0	0	0	66	0	306	0
BERRIEN COUNTY	18	0	140	0	73	0	1	1	232	0	6	0	36	0	18	0	0	0	60	0	292	0
BIBB COUNTY	270	2	1630	3	761	3	3	2	2664	3	70	3	563	3	232	3	0	0	865	3	3529	3
BLECKLEY COUNTY	31	0	128	0	45	0	0	0	204	0	2	0	29	0	13	0	0	0	44	0	248	0
BRANTLEY COUNTY	14	0	64	0	43	0	0	0	121	0	1	0	13	0	7	0	0	0	21	0	142	0
BROOKS COUNTY	49	0	176	0	73	0	1	1	299	0	1	0	38	0	14	0	0	0	53	0	352	0
BRYAN COUNTY	17	0	67	0	37	0	1	1	122	0	1	0	13	0	15	0	1	5	30	0	152	0
BULLOCH COUNTY	178	1	528	1	161	1	0	0	867	1	40	2	165	1	52	1	0	0	257	1	1124	1
BURKE COUNTY	30	0	128	0	50	0	0	0	208	0	1	0	25	0	11	0	0	0	37	0	245	0
BUTTS COUNTY	35	0	173	0	70	0	0	0	278	0	3	0	41	0	17	0	0	0	61	0	339	0
CALHOUN COUNTY	10	0	69	0	37	0	0	0	116	0	3	0	24	0	10	0	0	0	37	0	153	0
CAMDEN COUNTY	57	0	218	0	78	0	2	1	355	0	4	0	41	0	20	0	1	5	66	0	421	0
CANDLER COUNTY	14	0	67	0	29	0	1	1	111	0	4	0	27	0	10	0	0	0	41	0	152	0
CARROLL COUNTY	108	1	405	1	206	1	3	2	722	1	25	1	130	1	60	1	0	0	215	1	937	1
CATOOSA COUNTY	73	1	309	1	125	0	0	0	507	1	16	1	122	1	43	1	0	0	181	1	688	1
CHARLTON COUNTY	8	0	48	0	27	0	0	0	83	0	2	0	5	0	3	0	0	0	10	0	93	0
CHATHAM COUNTY	372	3	1360	2	660	2	5	3	2397	2	88	4	595	3	256	4	1	5	940	4	3337	3
CHATTAHOOCHEE COUNTY	6	0	14	0	9	0	0	0	29	0	1	0	1	0	4	0	0	0	6	0	35	0
CHATTOOGA COUNTY	52	0	218	0	113	0	0	0	383	0	8	0	60	0	35	0	0	0	103	0	486	0
CHEROKEE COUNTY	218	2	764	1	351	1	6	4	1339	1	45	2	211	1	97	1	1	5	354	1	1693	1
CLARKE COUNTY	140	1	598	1	207	1	3	2	948	1	31	1	180	1	52	1	0	0	263	1	1211	1
CLAY COUNTY	10	0	39	0	19	0	0	0	68	0	1	0	7	0	7	0	0	0	15	0	83	0
CLAYTON COUNTY	264	2	836	1	381	1	0	0	1481	2	96	4	373	2	121	2	0	0	590	2	2071	2
CLINCH COUNTY	17	0	99	0	69	0	0	0	185	0	1	0	19	0	14	0	0	0	34	0	219	0
COBB COUNTY	870	7	4905	8	2205	8	16	11	7996	8	184	8	1436	8	633	9	2	9	2255	8	10251	8
COFFEE COUNTY	43	0	236	0	125	0	1	1	405	0	9	0	86	1	35	0	0	0	130	0	535	0
COLQUITT COUNTY	111	1	518	1	219	1	3	2	851	1	17	1	107	1	53	1	1	5	178	1	1029	1

(continued)

Probationer Statistical Profile

Sample: Active & admin probationers, not in facilities
Act probationers 03/20/2001

Requestor: Statistics

COUNTY OF CONVICTION by current age & sex (CONTINUED)

COUNTY	Men							Women							Grand Total	%						
	age 00-21	%	age 22-39	%	age 40-98	%	UNKWN	Men Total	%	age 00-21	%	age 22-39	%	age 40-98			%	UNKWN	Women Total	%		
COLUMBIA COUNTY	102	1	358	1	143	1	0	0	603	1	25	1	85	0	53	1	0	0	163	1	766	1
COOK COUNTY	25	0	282	0	124	0	0	0	431	0	5	0	73	0	34	0	0	0	112	0	543	0
COWETA COUNTY	94	1	467	1	211	1	3	2	775	1	32	1	180	1	50	1	0	0	262	1	1037	1
CRAWFORD COUNTY	16	0	59	0	20	0	0	0	95	0	2	0	8	0	5	0	0	0	15	0	110	0
CRISP COUNTY	57	0	232	0	118	0	1	1	408	0	12	0	77	0	27	0	0	0	116	0	524	0
DADE COUNTY	23	0	116	0	54	0	0	0	193	0	1	0	40	0	12	0	0	0	53	0	246	0
DAWSON COUNTY	15	0	67	0	46	0	0	0	128	0	4	0	21	0	14	0	0	0	39	0	167	0
DECATUR COUNTY	38	0	333	1	169	1	1	1	541	1	9	0	89	1	37	1	0	0	135	1	676	1
DEKALB COUNTY	804	7	2775	5	1222	4	3	2	4804	5	172	7	862	5	287	4	1	5	1322	5	6126	5
DODGE COUNTY	35	0	160	0	92	0	2	1	289	0	8	0	53	0	26	0	0	0	87	0	376	0
DOOLY COUNTY	24	0	100	0	45	0	0	0	169	0	1	0	29	0	10	0	0	0	40	0	209	0
DOUGHERTY COUNTY	324	3	2062	3	908	3	1	1	3295	3	66	3	623	4	226	3	1	5	916	3	4211	3
DOUGLAS COUNTY	330	3	1553	3	817	3	2	1	2702	3	64	3	490	3	212	3	1	5	767	3	3469	3
EARLY COUNTY	45	0	143	0	73	0	1	1	262	0	3	0	48	0	20	0	0	0	71	0	333	0
ECHOLS COUNTY.	6	0	22	0	14	0	0	0	42	0	0	0	2	0	1	0	0	0	3	0	45	0
EFFINGHAM COUNTY	82	1	269	0	131	0	0	0	482	0	15	1	86	1	34	0	0	0	135	1	617	0
ELBERT COUNTY	27	0	236	0	120	0	0	0	383	0	5	0	60	0	27	0	0	0	92	0	475	0
EMANUEL COUNTY	32	0	115	0	50	0	0	0	197	0	4	0	31	0	15	0	1	5	51	0	248	0
EVANS COUNTY	12	0	35	0	19	0	0	0	66	0	2	0	7	0	0	0	0	0	9	0	75	0
FANNIN COUNTY	25	0	176	0	118	0	1	1	320	0	9	0	77	0	27	0	0	0	113	0	433	0
FAYETTE COUNTY	106	1	361	1	134	0	1	1	602	1	23	1	138	1	62	1	0	0	223	1	825	1
FLOYD COUNTY	108	1	812	1	454	2	1	1	1375	1	40	2	273	2	120	2	0	0	433	2	1808	1
FORSYTH COUNTY	69	1	371	1	194	1	1	1	635	1	12	0	109	1	57	1	1	5	179	1	814	1
FRANKLIN COUNTY	23	0	192	0	105	0	1	1	321	0	5	0	44	0	14	0	0	0	63	0	384	0
FULTON COUNTY	859	7	4773	8	2272	8	3	2	7907	8	101	4	971	6	487	7	1	5	1560	6	9467	8
GILMER COUNTY	50	0	258	0	147	1	1	1	456	0	9	0	89	1	50	1	0	0	148	1	604	0
GLASCOCK COUNTY	4	0	10	0	2	0	0	0	16	0	0	0	2	0	0	0	0	0	2	0	18	0
GLYNN COUNTY	169	1	707	1	352	1	0	0	1228	1	40	2	229	1	79	1	0	0	348	1	1576	1
GORDON COUNTY	55	0	540	1	269	1	1	1	865	1	19	1	190	1	72	1	0	0	281	1	1146	1
GRADY COUNTY	27	0	200	0	101	0	0	0	328	0	1	0	50	0	21	0	0	0	72	0	400	0
GREENE COUNTY	54	0	188	0	77	0	0	0	319	0	6	0	43	0	19	0	0	0	68	0	387	0
GWINNETT COUNTY	537	4	2695	5	1080	4	7	5	4319	4	111	5	739	4	300	4	1	5	1151	4	5470	4
HABERSHAM COUNTY	27	0	102	0	74	0	0	0	203	0	11	0	32	0	11	0	0	0	54	0	257	0
HALL COUNTY	112	1	642	1	331	1	4	3	1089	1	42	2	231	1	101	1	0	0	374	1	1463	1
HANCOCK COUNTY	14	0	68	0	30	0	0	0	112	0	2	0	8	0	4	0	0	0	14	0	126	0

(continued)

Probationer Statistical Profile

Sample: Active & admin probationers, not in facilities
Act probationers 03/20/2001

Requestor: Statistics

COUNTY OF CONVICTION by current age & sex (CONTINUED)

COUNTY	Men				Women				Grand Total	%												
	age 00-21	age 22-39	age 40-98	age UNKWN	Men Total	age 00-21	age 22-39	age 40-98			age UNKWN	Women Total										
HARALSON COUNTY	32	0	182	0	140	1	2	1	356	0	7	0	41	0	17	0	0	0	65	0	421	0
HARRIS COUNTY	30	0	111	0	66	0	1	1	208	0	4	0	17	0	12	0	0	0	33	0	241	0
HART COUNTY	27	0	158	0	72	0	2	1	259	0	1	0	44	0	16	0	0	0	61	0	320	0
HEARD COUNTY	10	0	44	0	36	0	0	0	90	0	2	0	17	0	6	0	0	0	25	0	115	0
HENRY COUNTY	164	1	634	1	246	1	2	1	1046	1	28	1	170	1	72	1	0	0	270	1	1316	1
HOUSTON COUNTY	144	1	533	1	222	1	0	0	899	1	26	1	172	1	73	1	0	0	271	1	1170	1
IRWIN COUNTY	20	0	81	0	42	0	1	1	144	0	1	0	8	0	3	0	0	0	12	0	156	0
JACKSON COUNTY	55	0	278	0	155	1	0	0	488	0	11	0	91	1	42	1	1	5	145	1	633	1
JASPER COUNTY	15	0	56	0	38	0	0	0	109	0	0	0	16	0	7	0	0	0	23	0	132	0
JEFF DAVIS COUNTY	20	0	119	0	56	0	3	2	198	0	2	0	20	0	9	0	0	0	31	0	229	0
JEFFERSON COUNTY	52	0	168	0	99	0	1	1	320	0	2	0	43	0	16	0	0	0	61	0	381	0
JENKINS COUNTY	12	0	72	0	30	0	0	0	114	0	4	0	9	0	7	0	0	0	20	0	134	0
JOHNSON COUNTY	26	0	103	0	30	0	0	0	159	0	0	0	14	0	9	0	0	0	23	0	182	0
JONES COUNTY	41	0	234	0	92	0	1	1	368	0	4	0	40	0	25	0	0	0	69	0	437	0
LAMAR COUNTY	21	0	182	0	65	0	1	1	269	0	10	0	26	0	13	0	0	0	49	0	318	0
LANIER COUNTY	8	0	108	0	35	0	0	0	151	0	3	0	24	0	13	0	0	0	40	0	191	0
LAURENS COUNTY	55	0	352	1	162	1	1	1	570	1	7	0	73	0	26	0	1	5	107	0	677	1
LEE COUNTY	42	0	229	0	125	0	0	0	396	0	8	0	40	0	18	0	0	0	66	0	462	0
LIBERTY COUNTY	55	0	188	0	46	0	3	2	292	0	6	0	81	0	28	0	0	0	115	0	407	0
LINCOLN COUNTY	9	0	42	0	33	0	0	0	84	0	0	0	7	0	8	0	0	0	15	0	99	0
LONG COUNTY	5	0	28	0	18	0	1	1	52	0	2	0	6	0	5	0	0	0	13	0	65	0
LOWNDES COUNTY	225	2	923	2	388	1	2	1	1538	2	38	2	269	2	82	1	0	0	389	1	1927	2
LUMPKIN COUNTY	20	0	130	0	68	0	0	0	218	0	1	0	49	0	18	0	0	0	68	0	286	0
MACON COUNTY	26	0	163	0	116	0	0	0	305	0	0	0	36	0	24	0	0	0	60	0	365	0
MADISON COUNTY	27	0	203	0	113	0	3	2	346	0	5	0	48	0	16	0	0	0	69	0	415	0
MARION COUNTY	14	0	47	0	23	0	0	0	84	0	2	0	2	0	4	0	0	0	8	0	92	0
MCDUFFIE COUNTY	16	0	169	0	81	0	0	0	266	0	5	0	42	0	16	0	0	0	63	0	329	0
MCINTOSH COUNTY	9	0	76	0	46	0	0	0	131	0	2	0	21	0	15	0	0	0	38	0	169	0
MERIWETHER COUNTY	50	0	149	0	96	0	0	0	295	0	9	0	42	0	21	0	1	5	73	0	368	0
MILLER COUNTY	9	0	71	0	35	0	0	0	115	0	6	0	18	0	11	0	0	0	35	0	150	0
MITCHELL COUNTY	60	1	364	1	158	1	0	0	582	1	16	1	87	1	32	0	0	0	135	1	717	1
MONROE COUNTY	29	0	188	0	79	0	1	1	297	0	6	0	51	0	20	0	0	0	77	0	374	0
MONTGOMERY COUNTY	13	0	66	0	23	0	0	0	102	0	4	0	14	0	5	0	0	0	23	0	125	0
MORGAN COUNTY	24	0	169	0	74	0	1	1	268	0	5	0	18	0	11	0	0	0	34	0	302	0
MURRAY COUNTY	32	0	167	0	63	0	0	0	262	0	3	0	48	0	13	0	0	0	64	0	326	0

(continued)

Probationer Statistical Profile

Sample: Active & admin probationers, not in facilities
Act probationers 03/20/2001

Requestor: Statistics

COUNTY OF CONVICTION by current age & sex (CONTINUED)

COUNTY	M e n								W o m e n								Grand					
	age	%	age	%	age	%	age	%	Men	%	age	%	age	%	age	%	Women	%	Total	%		
	00-21		22-39		40-98		UNKWN		Total		00-21		22-39		40-98		UNKWN		Total			
MUSCOGEE COUNTY	283	2	1419	2	657	2	2	1	2361	2	74	3	499	3	210	3	0	0	783	3	3144	3
NEWTON COUNTY	79	1	747	1	406	1	2	1	1234	1	21	1	193	1	88	1	1	5	303	1	1537	1
OCONEE COUNTY	16	0	56	0	37	0	0	0	109	0	3	0	15	0	4	0	0	0	22	0	131	0
OGLETHORPE COUNTY	16	0	110	0	57	0	1	1	184	0	2	0	17	0	12	0	0	0	31	0	215	0
PAULDING COUNTY	81	1	341	1	178	1	3	2	603	1	9	0	72	0	37	1	0	0	118	0	721	1
PEACH COUNTY	23	0	152	0	66	0	0	0	241	0	2	0	37	0	15	0	0	0	54	0	295	0
PICKENS COUNTY	34	0	167	0	103	0	1	1	305	0	5	0	68	0	23	0	0	0	96	0	401	0
PIERCE COUNTY	16	0	53	0	22	0	0	0	91	0	0	0	17	0	4	0	0	0	21	0	112	0
PIKE COUNTY	12	0	48	0	30	0	1	1	91	0	1	0	5	0	3	0	0	0	9	0	100	0
POLK COUNTY	36	0	310	1	194	1	1	1	541	1	1	0	66	0	35	0	0	0	102	0	643	1
PULASKI COUNTY	24	0	77	0	38	0	0	0	139	0	5	0	28	0	13	0	1	5	47	0	186	0
PUTNAM COUNTY	55	0	279	0	133	0	1	1	468	0	7	0	38	0	24	0	0	0	69	0	537	0
QUITMAN COUNTY	3	0	24	0	12	0	0	0	39	0	2	0	10	0	5	0	0	0	17	0	56	0
RABUN COUNTY	20	0	85	0	40	0	0	0	145	0	0	0	9	0	9	0	0	0	18	0	163	0
RANDOLPH COUNTY	19	0	83	0	33	0	0	0	135	0	3	0	26	0	17	0	0	0	46	0	181	0
RICHMOND COUNTY	276	2	1317	2	661	2	1	1	2255	2	93	4	474	3	202	3	0	0	769	3	3024	2
ROCKDALE COUNTY	92	1	366	1	146	1	0	0	604	1	21	1	109	1	52	1	0	0	182	1	786	1
SCHLEY COUNTY	14	0	67	0	30	0	0	0	111	0	0	0	19	0	6	0	0	0	25	0	136	0
SCREVEN COUNTY	41	0	167	0	86	0	0	0	294	0	5	0	53	0	32	0	0	0	90	0	384	0
SEMINOLE COUNTY	28	0	107	0	52	0	1	1	188	0	7	0	33	0	10	0	0	0	50	0	238	0
SPALDING COUNTY	143	1	517	1	232	1	5	3	897	1	39	2	171	1	76	1	0	0	286	1	1183	1
STEPHENS COUNTY	28	0	150	0	70	0	1	1	249	0	6	0	43	0	18	0	0	0	67	0	316	0
STEWART COUNTY	6	0	86	0	59	0	0	0	151	0	0	0	14	0	8	0	0	0	22	0	173	0
SUMTER COUNTY	120	1	659	1	354	1	0	0	1133	1	20	1	187	1	88	1	0	0	295	1	1428	1
TALBOT COUNTY	7	0	37	0	17	0	0	0	61	0	0	0	4	0	4	0	0	0	8	0	69	0
TALIAFERRO COUNTY	1	0	7	0	4	0	1	1	13	0	0	0	1	0	1	0	0	0	2	0	15	0
TATNALL COUNTY	16	0	92	0	56	0	1	1	165	0	0	0	13	0	10	0	0	0	23	0	188	0
TAYLOR COUNTY	12	0	54	0	26	0	0	0	92	0	4	0	12	0	2	0	0	0	18	0	110	0
TELFAIR COUNTY	32	0	139	0	56	0	0	0	227	0	5	0	33	0	17	0	0	0	55	0	282	0
TERRELL COUNTY	40	0	161	0	52	0	1	1	254	0	13	1	51	0	17	0	0	0	81	0	335	0
THOMAS COUNTY	134	1	610	1	254	1	1	1	999	1	25	1	145	1	57	1	0	0	227	1	1226	1
TIFT COUNTY	46	0	379	1	169	1	1	1	595	1	13	1	87	1	30	0	1	5	131	0	726	1
TOOMBS COUNTY	49	0	218	0	109	0	2	1	378	0	23	1	72	0	38	1	0	0	133	0	511	0
TOWNS COUNTY	14	0	54	0	17	0	0	0	85	0	1	0	18	0	6	0	0	0	25	0	110	0
TREUTLEN COUNTY	13	0	94	0	42	0	1	1	150	0	2	0	11	0	10	0	0	0	23	0	173	0

(continued)

Probationer Statistical Profile

Sample: Active & admin probationers, not in facilities
Act probationers 03/20/2001

Requestor: Statistics

COUNTY OF CONVICTION by current age & sex (CONTINUED)

COUNTY	Men						Women						Grand Total %
	age 00-21 %	age 22-39 %	age 40-98 %	age UNKWN %	Men Total %	age 00-21 %	age 22-39 %	age 40-98 %	age UNKWN %	Women Total %			
TROUP COUNTY	134 1	458 1	234 1	1 1	827 1	29 1	173 1	70 1	0 0	272 1	1099 1		
TURNER COUNTY	17 0	98 0	37 0	0 0	152 0	3 0	18 0	10 0	0 0	31 0	183 0		
TWIGGS COUNTY	5 0	75 0	34 0	1 1	115 0	2 0	20 0	9 0	0 0	31 0	146 0		
UNION COUNTY	19 0	79 0	40 0	0 0	138 0	6 0	26 0	12 0	0 0	44 0	182 0		
UPSON COUNTY	41 0	143 0	61 0	0 0	245 0	6 0	43 0	14 0	2 9	65 0	310 0		
WALKER COUNTY	74 1	381 1	181 1	1 1	637 1	12 0	110 1	41 1	0 0	163 1	800 1		
WALTON COUNTY	77 1	647 1	326 1	1 1	1051 1	15 1	149 1	52 1	0 0	216 1	1267 1		
WARE COUNTY	44 0	254 0	129 0	0 0	427 0	10 0	95 1	38 1	0 0	143 1	570 0		
WARREN COUNTY	11 0	42 0	23 0	1 1	77 0	0 0	5 0	2 0	0 0	7 0	84 0		
WASHINGTON COUNTY	35 0	144 0	69 0	0 0	248 0	5 0	41 0	24 0	0 0	70 0	318 0		
WAYNE COUNTY	24 0	154 0	75 0	0 0	253 0	2 0	47 0	26 0	0 0	75 0	328 0		
WEBSTER COUNTY	4 0	35 0	27 0	0 0	66 0	0 0	6 0	0 0	0 0	6 0	72 0		
WHEELER COUNTY	5 0	29 0	22 0	0 0	56 0	0 0	9 0	7 0	0 0	16 0	72 0		
WHITE COUNTY	20 0	105 0	68 0	0 0	193 0	4 0	34 0	13 0	0 0	51 0	244 0		
WHITFIELD COUNTY	153 1	714 1	290 1	0 0	1157 1	38 2	246 1	84 1	0 0	368 1	1525 1		
WILCOX COUNTY	9 0	47 0	17 0	2 1	75 0	1 0	9 0	1 0	0 0	11 0	86 0		
WILKES COUNTY	14 0	80 0	43 0	0 0	137 0	2 0	12 0	9 0	0 0	23 0	160 0		
WILKINSON COUNTY	19 0	77 0	45 0	0 0	141 0	4 0	17 0	10 0	0 0	31 0	172 0		
WORTH COUNTY	40 0	183 0	98 0	0 0	321 0	9 0	32 0	21 0	0 0	62 0	383 0		
OUT OF STATE	226 2	1512 3	570 2	1 1	2309 2	42 2	481 3	185 3	0 0	708 3	3017 2		
Total reported	11978	58955	27523	147	98603	2443	17039	7151	22	26655	125258		
Percent Reported	100.0	100.0	100.0	100.0	100.0	100.0	100.0	100.0	100.0	100.0	100.0		
NOT REPORTED	0	4	6	0	10	0	1	1	0	2	12		
Total	11978	58959	27529	147	98613	2443	17040	7152	22	26657	125270		

Probationer Statistical Profile

Sample: Active & admin probationers, not in facilities
Act probationers 03/20/2001

Requestor: Statistics

CIRCUIT OF CONVICTION by current age & sex

CIRCUIT	Men							Women							Grand Total	%						
	age 00-21	age 22-39	age 40-98	age UNKWN	Men Total	age 00-21	age 22-39	age 40-98	age UNKWN	Women Total												
ALAPAHA CIRCUIT	77	1	701	1	355	1	1	1	1134	1	17	1	166	1	87	1	0	0	270	1	1404	1
ALCOVY CIRCUIT	159	1	1409	2	735	3	3	2	2306	2	36	1	343	2	143	2	1	5	523	2	2829	2
ATLANTA CIRCUIT	859	7	4772	8	2272	8	3	2	7906	8	101	4	971	6	487	7	1	5	1560	6	9466	8
ATLANTIC CIRCUIT	114	1	486	1	222	1	6	4	828	1	13	1	141	1	73	1	1	5	228	1	1056	1
AUGUSTA CIRCUIT	408	3	1803	3	854	3	1	1	3066	3	119	5	584	3	266	4	0	0	969	4	4035	3
BLUE RIDGE CIRCUIT	218	2	764	1	351	1	6	4	1339	1	45	2	211	1	97	1	1	5	354	1	1693	1
BRUNSWICK CIRCUIT	304	3	1318	2	619	2	5	3	2246	2	50	2	367	2	145	2	1	5	563	2	2809	2
CHATTAHOOCHEE CIRCUIT	352	3	1682	3	798	3	3	2	2835	3	85	4	535	3	236	3	0	0	856	3	3691	3
CHEROKEE CIRCUIT	167	1	1437	2	729	3	2	1	2335	2	43	2	446	3	172	2	0	0	661	2	2996	2
CLAYTON CIRCUIT	264	2	834	1	380	1	0	0	1478	2	95	4	373	2	121	2	0	0	589	2	2067	2
COBB CIRCUIT	869	7	4902	8	2204	8	16	11	7991	8	184	8	1436	8	632	9	2	9	2254	9	10245	8
CONASAUGA CIRCUIT	185	2	881	2	353	1	0	0	1419	1	41	2	294	2	97	1	0	0	432	2	1851	1
CORDELE CIRCUIT	115	1	530	1	243	1	4	3	892	1	20	1	157	1	56	1	0	0	233	1	1125	1
COWETA CIRCUIT	396	3	1523	3	783	3	7	5	2709	3	97	4	542	3	207	3	1	5	847	3	3556	3
DOUGHERTY CIRCUIT	324	3	2062	4	908	3	1	1	3295	3	66	3	623	4	226	3	1	5	916	3	4211	3
DUBLIN CIRCUIT	99	1	624	1	268	1	3	2	994	1	11	0	118	1	54	1	1	5	184	1	1178	1
EASTERN CIRCUIT	372	3	1360	2	660	2	5	3	2397	2	88	4	595	4	256	4	1	5	940	4	3337	3
FLINT CIRCUIT	89	1	734	1	299	1	2	1	1124	1	14	1	180	1	82	1	0	0	276	1	1400	1
GRIFFIN CIRCUIT	302	3	1069	2	457	2	7	5	1835	2	69	3	357	2	155	2	2	9	583	2	2418	2
GWINNETT CIRCUIT	537	5	2695	5	1080	4	7	5	4319	4	111	5	739	4	300	4	1	5	1151	4	5470	4
HOUSTON CIRCUIT	144	1	533	1	222	1	0	0	899	1	26	1	172	1	73	1	0	0	271	1	1170	1
LOOKOUT MOUNTAIN CIR	222	2	1024	2	473	2	1	1	1720	2	37	2	332	2	131	2	0	0	500	2	2220	2
MACON CIRCUIT	309	3	1841	3	847	3	3	2	3000	3	74	3	608	4	252	4	0	0	934	4	3934	3
MIDDLE CIRCUIT	182	2	712	1	356	1	4	3	1254	1	38	2	214	1	103	1	1	5	356	1	1610	1
MOUNTAIN CIRCUIT	75	1	337	1	184	1	1	1	597	1	17	1	84	0	38	1	0	0	139	1	736	1
NORTHEASTERN CIRCUIT	127	1	709	1	377	1	4	3	1217	1	46	2	252	1	115	2	0	0	413	2	1630	1
NORTHERN CIRCUIT	120	1	899	2	467	2	7	5	1493	2	18	1	213	1	85	1	0	0	316	1	1809	1
OCMULGEE CIRCUIT	368	3	1661	3	711	3	3	2	2743	3	54	2	344	2	165	2	0	0	563	2	3306	3
OCONEE CIRCUIT	140	1	599	1	276	1	2	1	1017	1	24	1	166	1	81	1	1	5	272	1	1289	1
OGEECHEE CIRCUIT	313	3	1036	2	408	1	0	0	1757	2	64	3	313	2	125	2	0	0	502	2	2259	2
PATAULA CIRCUIT	154	1	628	1	276	1	3	2	1061	1	35	1	193	1	87	1	0	0	315	1	1376	1
PIEDMONT CIRCUIT	153	1	823	1	430	2	2	1	1408	1	40	2	246	1	111	2	1	5	398	2	1806	1
ROME CIRCUIT	108	1	812	1	454	2	1	1	1375	1	40	2	273	2	120	2	0	0	433	2	1808	1
SOUTH GEORGIA CIRCUIT	140	1	1005	2	486	2	1	1	1632	2	30	1	255	2	101	1	0	0	386	1	2018	2
SOUTHERN CIRCUIT	525	4	2249	4	948	3	7	5	3729	4	81	3	561	3	207	3	1	5	850	3	4579	4

(continued)

Probationer Statistical Profile

Sample: Active & admin probationers, not in facilities
Act probationers 03/20/2001

Requestor: Statistics

CIRCUIT OF CONVICTION by current age & sex (CONTINUED)

CIRCUIT	M e n							W o m e n							Grand Total %
	age 00-21 %	age 22-39 %	age 40-98 %	age UNKWN %	Men Total %	age 00-21 %	age 22-39 %	age 40-98 %	age UNKWN %	Women Total %					
SOUTHWESTERN CIRCUIT	212 2	1239 2	711 3	0 0	2162 2	28 1	302 2	144 2	0 0	474 2	2636 2				
STONE MOUNTAIN CIRCU	804 7	2775 5	1222 4	3 2	4804 5	172 7	862 5	287 4	1 5	1322 5	6126 5				
TALLAPOOSA CIRCUIT	149 1	833 1	512 2	6 4	1500 2	17 1	179 1	89 1	0 0	285 1	1785 1				
TIFTON CIRCUIT	123 1	741 1	346 1	2 1	1212 1	26 1	145 1	64 1	1 5	236 1	1448 1				
TOOMBS CIRCUIT	55 0	350 1	186 1	2 1	593 1	7 0	69 0	36 1	0 0	112 0	705 1				
WAYCROSS CIRCUIT	133 1	705 1	369 1	1 1	1208 1	23 1	226 1	96 1	0 0	345 1	1553 1				
WESTERN CIRCUIT	156 1	654 1	244 1	3 2	1057 1	34 1	195 1	56 1	0 0	285 1	1342 1				
ROCKDALE CIRCUIT	92 1	366 1	146 1	0 0	604 1	21 1	109 1	52 1	0 0	182 1	786 1				
DOUGLAS CIRCUIT	330 3	1553 3	817 3	2 1	2702 3	64 3	490 3	212 3	1 5	767 3	3469 3				
APPALACHIAN CIRCUIT	109 1	601 1	368 1	3 2	1081 1	23 1	234 1	100 1	0 0	357 1	1438 1				
ENOTAH CIRCUIT	73 1	368 1	193 1	0 0	634 1	12 0	127 1	49 1	0 0	188 1	822 1				
BELL-FORSYTH CIRCUIT	69 1	371 1	194 1	1 1	635 1	12 0	109 1	57 1	1 5	179 1	814 1				
Total reported	11595	57010	26793	144	95542	2368	16451	6928	22	25769	121311				
Percent Reported	96.8	96.7	97.3	98.0	96.9	96.9	96.5	96.9	100.0	96.7	96.8				
TOWALIGA CIRCUIT	160	443	161	2	766	33	108	40	0	181	947				
TOWALIGA CIRCUIT	227	1522	578	1	2328	43	482	187	0	712	3040				
Total	11978	58959	27529	147	98613	2443	17040	7152	22	26657	125270				

Probationer Statistical Profile

Sample: Active & admin probationers, not in facilities
Act probationers 03/20/2001

Requestor: Statistics

CIRCUIT OF CURRENT SUPERVISION by current age & sex

CIRCUIT	Men							Women							Grand Total	%						
	age 00-21	age 22-39	age 40-98	age UNKWN	Men Total	age 00-21	age 22-39	age 40-98	age UNKWN	Women Total												
ALAPAHA CIRCUIT	86	1	724	1	348	1	1	1	1159	1	16	1	169	1	88	1	0	0	273	1	1432	1
ALCOVY CIRCUIT	158	1	1361	2	693	3	3	2	2215	2	40	2	340	2	135	2	1	5	516	2	2731	2
ATLANTA CIRCUIT	972	8	5661	10	2607	9	5	3	9245	9	148	6	1332	8	594	8	1	5	2075	8	11320	9
ATLANTIC CIRCUIT	128	1	512	1	239	1	6	4	885	1	15	1	179	1	77	1	0	0	271	1	1156	1
AUGUSTA CIRCUIT	418	3	1922	3	910	3	2	1	3252	3	121	5	608	4	275	4	0	0	1004	4	4256	3
BLUE RIDGE CIRCUIT	179	1	725	1	330	1	5	3	1239	1	47	2	201	1	93	1	2	9	343	1	1582	1
BRUNSWICK CIRCUIT	305	3	1369	2	639	2	5	3	2318	2	53	2	395	2	159	2	1	5	608	2	2926	2
CHATTAHOOCHEE CIRCUIT	360	3	1734	3	830	3	3	2	2927	3	83	3	548	3	233	3	0	0	864	3	3791	3
CHEROKEE CIRCUIT	183	2	1482	3	724	3	3	2	2392	2	37	2	452	3	179	3	0	0	668	3	3060	2
CLAYTON CIRCUIT	271	2	905	2	378	1	0	0	1554	2	71	3	349	2	126	2	1	5	547	2	2101	2
COBB CIRCUIT	850	7	4721	8	2033	7	12	8	7616	8	163	7	1280	8	579	8	1	5	2023	8	9639	8
CONASAUGA CIRCUIT	207	2	968	2	394	1	0	0	1569	2	45	2	324	2	105	1	0	0	474	2	2043	2
CORDELE CIRCUIT	108	1	495	1	236	1	4	3	843	1	20	1	149	1	54	1	0	0	223	1	1066	1
COWETA CIRCUIT	402	3	1565	3	825	3	7	5	2799	3	103	4	565	3	224	3	1	5	893	3	3692	3
DOUGHERTY CIRCUIT	337	3	2084	4	910	3	2	1	3333	3	72	3	630	4	228	3	1	5	931	3	4264	3
DUBLIN CIRCUIT	95	1	616	1	277	1	3	2	991	1	12	0	129	1	56	1	1	5	198	1	1189	1
EASTERN CIRCUIT	388	3	1459	2	682	2	5	3	2534	3	89	4	590	3	257	4	1	5	937	4	3471	3
FLINT CIRCUIT	158	1	617	1	263	1	1	1	1039	1	29	1	177	1	68	1	0	0	274	1	1313	1
GRIFFIN CIRCUIT	290	2	991	2	474	2	8	5	1763	2	67	3	324	2	124	2	2	9	517	2	2280	2
GWINNETT CIRCUIT	570	5	2847	5	1104	4	6	4	4527	5	120	5	798	5	314	4	1	5	1233	5	5760	5
HOUSTON CIRCUIT	132	1	499	1	217	1	0	0	848	1	21	1	164	1	63	1	0	0	248	1	1096	1
LOOKOUT MOUNTAIN CIR	224	2	1031	2	493	2	1	1	1749	2	35	1	339	2	134	2	0	0	508	2	2257	2
MACON CIRCUIT	341	3	1919	3	887	3	4	3	3151	3	85	3	634	4	271	4	0	0	990	4	4141	3
MIDDLE CIRCUIT	183	2	731	1	386	1	3	2	1303	1	35	1	229	1	106	1	1	5	371	1	1674	1
MOUNTAIN CIRCUIT	77	1	375	1	194	1	1	1	647	1	17	1	101	1	51	1	0	0	169	1	816	1
NORTHEASTERN CIRCUIT	150	1	810	1	386	1	6	4	1352	1	44	2	290	2	139	2	0	0	473	2	1825	1
NORTHERN CIRCUIT	144	1	907	2	480	2	6	4	1537	2	24	1	240	1	86	1	1	5	351	1	1888	2
OCMULGEE CIRCUIT	353	3	1557	3	672	2	1	1	2583	3	53	2	330	2	169	2	0	0	552	2	3135	3
OCONEE CIRCUIT	134	1	577	1	263	1	2	1	976	1	24	1	149	1	85	1	1	5	259	1	1235	1
OGEECHEE CIRCUIT	288	2	971	2	414	2	0	0	1673	2	63	3	310	2	127	2	1	5	501	2	2174	2
PATAULA CIRCUIT	150	1	665	1	301	1	2	1	1118	1	36	1	193	1	89	1	0	0	318	1	1436	1
PIEDMONT CIRCUIT	137	1	805	1	430	2	2	1	1374	1	35	1	244	1	100	1	0	0	379	1	1753	1
ROME CIRCUIT	120	1	823	1	454	2	1	1	1398	1	39	2	275	2	121	2	0	0	435	2	1833	1
SOUTH GEORGIA CIRCUIT	141	1	1029	2	486	2	2	1	1658	2	34	1	268	2	103	1	0	0	405	2	2063	2
SOUTHERN CIRCUIT	517	4	2233	4	970	4	6	4	3726	4	80	3	553	3	203	3	1	5	837	3	4563	4
SOUTHWESTERN CIRCUIT	208	2	1180	2	673	2	0	0	2061	2	24	1	303	2	144	2	0	0	471	2	2532	2

(continued)

Probationer Statistical Profile

Sample: Active & admin probationers, not in facilities
Act probationers 03/20/2001

Requestor: Statistics

CIRCUIT OF CURRENT SUPERVISION by current age & sex (CONTINUED)

CIRCUIT	M e n					W o m e n					Grand Total %
	age 00-21 %	age 22-39 %	age 40-98 %	age UNKWN %	Men Total %	age 00-21 %	age 22-39 %	age 40-98 %	age UNKWN %	Women Total %	
STONE MOUNTAIN CIRCUIT	856 7	3127 5	1364 5	3 2	5350 5	185 8	948 6	329 5	0 0	1462 5	6812 5
TALLAPOOSA CIRCUIT	161 1	911 2	550 2	6 4	1628 2	24 1	231 1	105 1	0 0	360 1	1988 2
TIFTON CIRCUIT	128 1	759 1	360 1	2 1	1249 1	25 1	153 1	69 1	1 5	248 1	1497 1
TOOMBS CIRCUIT	54 0	341 1	181 1	1 1	577 1	9 0	66 0	38 1	0 0	113 0	690 1
WAYCROSS CIRCUIT	141 1	735 1	388 1	2 1	1266 1	23 1	217 1	101 1	0 0	341 1	1607 1
WESTERN CIRCUIT	149 1	666 1	255 1	4 3	1074 1	32 1	171 1	62 1	0 0	265 1	1339 1
ROCKDALE CIRCUIT	82 1	394 1	166 1	0 0	642 1	22 1	117 1	47 1	0 0	186 1	828 1
DOUGLAS CIRCUIT	307 3	1354 2	721 3	3 2	2385 2	53 2	426 3	178 2	1 5	658 2	3043 2
APPALACHIAN CIRCUIT	104 1	589 1	363 1	4 3	1060 1	25 1	201 1	95 1	0 0	321 1	1381 1
ENOTAH CIRCUIT	72 1	360 1	202 1	0 0	634 1	16 1	117 1	56 1	0 0	189 1	823 1
Burruss SAI	60 1	321 1	163 1	2 1	546 1	10 0	101 1	54 1	1 5	166 1	712 1
Dodge SAI	87 1	512 1	204 1	2 1	805 1	19 1	124 1	58 1	0 0	201 1	1006 1
Total reported	11965	58939	27519	147	98570	2443	17033	7151	22	26649	125219
Percent Reported	99.9	100.0	100.0	100.0	100.0	100.0	100.0	100.0	100.0	100.0	100.0
Washington Det Ctr	13	20	10	0	43	0	7	1	0	8	51
Total	11978	58959	27529	147	98613	2443	17040	7152	22	26657	125270

Probationer Statistical Profile

Sample: Active & admin probationers, not in facilities
Act probationers 03/20/2001

Requestor: Statistics

SENTENCE LENGTH by current age & sex

SENTENCE (IN YEARS)	Men						Women						Grand Total %
	age 00-21 %	age 22-39 %	age 40-98 %	age UNKWN %	Men Total %	age 00-21 %	age 22-39 %	age 40-98 %	age UNKWN %	Women Total %			
0-1	1159 10	3542 6	1358 5	3 2	6062 6	330 14	1101 6	371 5	0 0	1802 7	7864 6		
1.1-2	945 8	2902 5	1197 4	2 1	5046 5	267 11	930 5	341 5	0 0	1538 6	6584 5		
2.1-3	1493 12	4925 8	2075 8	17 12	8510 9	425 17	1826 11	590 8	2 9	2843 11	11353 9		
3.1-4	964 8	4192 7	1835 7	15 10	7006 7	262 11	1572 9	546 8	3 14	2383 9	9389 7		
4.1-5	1644 14	8131 14	3609 13	20 14	13404 14	283 12	2320 14	899 13	3 14	3505 13	16909 13		
5.1-6	3118 26	14805 25	6442 23	46 31	24411 25	554 23	4316 25	1721 24	4 18	6595 25	31006 25		
6.1-7	374 3	2363 4	1107 4	8 5	3852 4	64 3	664 4	290 4	1 5	1019 4	4871 4		
7.1-8	366 3	2696 5	1191 4	3 2	4256 4	42 2	619 4	274 4	0 0	935 4	5191 4		
8.1-9	313 3	2224 4	1067 4	3 2	3607 4	46 2	572 3	289 4	1 5	908 3	4515 4		
9.1-10	134 1	1128 2	653 2	1 1	1916 2	13 1	263 2	139 2	0 0	415 2	2331 2		
10.1-12	1194 10	8086 14	4052 15	22 15	13354 14	137 6	2215 13	1163 16	8 36	3523 13	16877 13		
12.1-15	58 0	930 2	657 2	0 0	1645 2	5 0	150 1	128 2	0 0	283 1	1928 2		
15.1-20	125 1	1613 3	1157 4	3 2	2898 3	6 0	281 2	217 3	0 0	504 2	3402 3		
20.1-OVER	90 1	1400 2	1059 4	4 3	2553 3	9 0	211 1	180 3	0 0	400 2	2953 2		
INDEFINITE	1 0	21 0	70 0	0 0	92 0	0 0	0 0	4 0	0 0	4 0	96 0		
Total reported	11978	58958	27529	147	98612	2443	17040	7152	22	26657	125269		
Percent Reported	100.0	100.0	100.0	100.0	100.0	100.0	100.0	100.0	100.0	100.0	100.0		
NOT REPORTED	0	1	0	0	1	0	0	0	0	0	1		
Total	11978	58959	27529	147	98613	2443	17040	7152	22	26657	125270		
AVERAGE EXCLUDING INDEFINITE	4.91	6.12	6.80	5.92	6.16	4.02	5.53	6.37	6.48	5.62	6.05		

Probationer Statistical Profile

Sample: Active & admin probationers, not in facilities
Act probationers 03/20/2001

Requestor: Statistics

TIME SERVED by current age & sex

TIME SERVED (IN YRS)	M e n					W o m e n					Grand Total %
	age 00-21 %	age 22-39 %	age 40-98 %	age UNKWN %	Men Total %	age 00-21 %	age 22-39 %	age 40-98 %	age UNKWN %	Women Total %	
0-1	6042 50	15440 26	6258 23	8 5	27748 28	1321 54	5022 29	1733 24	0 0	8076 30	35824 29
1.1-2	3467 29	12695 22	5598 20	73 50	21833 22	652 27	3923 23	1455 20	12 55	6042 23	27875 22
2.1-3	1702 14	10141 17	4399 16	54 37	16296 17	355 15	3102 18	1173 16	8 36	4638 17	20934 17
3.1-4	632 5	7760 13	3437 12	8 5	11837 12	96 4	2148 13	937 13	1 5	3182 12	15019 12
4.1-5	100 1	5437 9	2579 9	3 2	8119 8	13 1	1277 7	682 10	0 0	1972 7	10091 8
5.1-6	17 0	2316 4	1232 4	0 0	3565 4	1 0	528 3	268 4	1 5	798 3	4363 3
6.1-7	3 0	1622 3	911 3	0 0	2536 3	0 0	332 2	224 3	0 0	556 2	3092 2
7.1-8	2 0	1094 2	738 3	0 0	1834 2	0 0	223 1	192 3	0 0	415 2	2249 2
8.1-9	1 0	792 1	592 2	1 1	1386 1	0 0	180 1	157 2	0 0	337 1	1723 1
9.1-10	5 0	728 1	620 2	0 0	1353 1	5 0	158 1	131 2	0 0	294 1	1647 1
10.1-12	7 0	493 1	487 2	0 0	987 1	0 0	76 0	98 1	0 0	174 1	1161 1
12.1-15	0 0	316 1	389 1	0 0	705 1	0 0	51 0	60 1	0 0	111 0	816 1
15.1-20	0 0	119 0	238 1	0 0	357 0	0 0	19 0	35 0	0 0	54 0	411 0
20.1-OVER	0 0	6 0	51 0	0 0	57 0	0 0	1 0	7 0	0 0	8 0	65 0
Total reported	11978	58959	27529	147	98613	2443	17040	7152	22	26657	125270
Percent Reported	100.0	100.0	100.0	100.0	100.0	100.0	100.0	100.0	100.0	100.0	100.0
NOT REPORTED	0	0	0	0	0	0	0	0	0	0	0
Total	11978	58959	27529	147	98613	2443	17040	7152	22	26657	125270
AVERAGE TIME SERVED	1.28	2.72	3.31	2.06	2.71	1.20	2.41	3.07	2.05	2.47	2.66

Probationer Statistical Profile

Sample: Active & admin probationers, not in facilities
Act probationers 03/20/2001

Requestor: Statistics

TIME LEFT TO SERVE by current age & sex

TIME LEFT (IN YEARS)	M e n					W o m e n					Grand Total %
	age 00-21 %	age 22-39 %	age 40-98 %	age UNKWN %	Men Total %	age 00-21 %	age 22-39 %	age 40-98 %	age UNKWN %	Women Total %	
0-1	2127 18	12676 21	6006 22	23 16	20832 21	629 26	3893 23	1583 22	2 9	6107 23	26939 22
1.1-2	1848 15	10313 17	4764 17	21 14	16946 17	462 19	3297 19	1315 18	3 14	5077 19	22023 18
2.1-3	1930 16	9267 16	4012 15	34 23	15243 15	422 17	2727 16	1091 15	3 14	4243 16	19486 16
3.1-4	1733 14	7447 13	3481 13	28 19	12689 13	325 13	2061 12	869 12	4 18	3259 12	15948 13
4.1-5	1970 16	6583 11	2941 11	8 5	11502 12	325 13	1921 11	782 11	2 9	3030 11	14532 12
5.1-6	384 3	2619 4	1227 4	5 3	4235 4	58 2	678 4	322 5	1 5	1059 4	5294 4
6.1-7	394 3	2420 4	1147 4	1 1	3962 4	47 2	654 4	298 4	1 5	1000 4	4962 4
7.1-8	394 3	1961 3	918 3	6 4	3279 3	51 2	524 3	244 3	3 14	822 3	4101 3
8.1-9	390 3	1693 3	844 3	11 7	2938 3	43 2	449 3	189 3	3 14	684 3	3622 3
9.1-10	530 4	1514 3	701 3	2 1	2747 3	60 2	423 2	184 3	0 0	667 3	3414 3
10.1-12	45 0	679 1	396 1	2 1	1122 1	5 0	116 1	78 1	0 0	199 1	1321 1
12.1-15	122 1	838 1	462 2	2 1	1424 1	4 0	130 1	84 1	0 0	218 1	1642 1
15.1-20	76 1	586 1	353 1	4 3	1019 1	8 0	102 1	65 1	0 0	175 1	1194 1
20.1-OVER	23 0	283 0	184 1	0 0	490 0	2 0	45 0	35 0	0 0	82 0	572 0
INDEFINITE	1 0	21 0	70 0	0 0	92 0	0 0	0 0	4 0	0 0	4 0	96 0
NONE	11 0	59 0	23 0	0 0	93 0	2 0	20 0	9 0	0 0	31 0	124 0
Total reported	11978	58959	27529	147	98613	2443	17040	7152	22	26657	125270
Percent Reported	100.0	100.0	100.0	100.0	100.0	100.0	100.0	100.0	100.0	100.0	100.0
NOT REPORTED	0	0	0	0	0	0	0	0	0	0	0
Total	11978	58959	27529	147	98613	2443	17040	7152	22	26657	125270
AVERAGE EXCLUDING INDEFINITE, NONE	3.67	3.57	3.73	3.87	3.63	2.84	3.25	3.51	4.43	3.28	3.56

Probationer Statistical Profile

Sample: Active & admin probationers, not in facilities
Act probationers 03/20/2001

Requestor: Statistics

CASE TYPE by current age & sex

CASE TYPE	Men				Women				Grand Total	%												
	age 00-21	age 22-39	age 40-98	age UNKWN	Men Total	age 00-21	age 22-39	age 40-98			age UNKWN	Women Total										
PRESENTENCE	0	0	0	0	0	0	0	0	0	0	0	0	0	0								
SPLIT SENTENCE	191	2	5503	9	3866	14	3	2	9563	10	11	0	669	4	525	7	0	0	1205	5	10768	9
STRAIGHT SENTENCE	11558	96	51882	88	23011	84	143	97	86594	88	2390	98	15883	93	6435	90	22100	24730	93	111324	89	
ABANDONMENT&BASTARDY	1	0	24	0	65	0	0	0	90	0	0	0	1	0	1	0	0	0	2	0	92	0
OUT OF STATE PROB	226	2	1528	3	580	2	1	1	2335	2	42	2	485	3	189	3	0	0	716	3	3051	2
OUT OF STATE A&B	0	0	0	0	1	0	0	0	1	0	0	0	0	0	0	0	0	0	0	0	1	0
SUSPENDED SENTENCE	2	0	22	0	6	0	0	0	30	0	0	0	2	0	2	0	0	0	4	0	34	0
Total reported	11978		58959		27529		147		98613		2443		17040		7152		22		26657		125270	
Percent Reported	100.0		100.0		100.0		100.0		100.0		100.0		100.0		100.0		100.0		100.0		100.0	
NOT REPORTED	0		0		0		0		0		0		0		0		0		0		0	
Total	11978		58959		27529		147		98613		2443		17040		7152		22		26657		125270	

Probationer Statistical Profile

Sample: Active & admin probationers, not in facilities
Act probationers 03/20/2001

Requestor: Statistics

RELEASE TYPE by current age & sex

RELEASE TYPE	M e n					W o m e n					Grand	
	age 00-21	age 22-39	age 40-98	age UNKWN	Men Total	age 00-21	age 22-39	age 40-98	age UNKWN	Women Total	Total	%
TRANSF OUT OF STATE	0 0	0 0	0 0	0 0	0 0	0 0	0 0	0 0	0 0	0 0	0 0	0 0
REVOKED (TECHNICAL)	0 0	0 0	0 0	0 0	0 0	0 0	0 0	0 0	0 0	0 0	0 0	0 0
REVOKED (NEW SENT)	0 0	0 0	0 0	0 0	0 0	0 0	0 0	0 0	0 0	0 0	0 0	0 0
REVOKED (NEW CRIME)	0 0	0 0	0 0	0 0	0 0	0 0	0 0	0 0	0 0	0 0	0 0	0 0
ABSCONDED (TOLLED)	0 0	0 0	0 0	0 0	0 0	0 0	0 0	0 0	0 0	0 0	0 0	0 0
ABSCONDED (NON-TOLL)	0 0	0 0	0 0	0 0	0 0	0 0	0 0	0 0	0 0	0 0	0 0	0 0
TERMINATED BY COURT	0 0	0 0	0 0	0 0	0 0	0 0	0 0	0 0	0 0	0 0	0 0	0 0
OUT OF STATE TERM	0 0	0 0	0 0	0 0	0 0	0 0	0 0	0 0	0 0	0 0	0 0	0 0
DEATH	0 0	0 0	0 0	0 0	0 0	0 0	0 0	0 0	0 0	0 0	0 0	0 0
FINAN OBLIG COMPLETE	0 0	0 0	0 0	0 0	0 0	0 0	0 0	0 0	0 0	0 0	0 0	0 0
OTHER	0 0	0 0	0 0	0 0	0 0	0 0	0 0	0 0	0 0	0 0	0 0	0 0
NORMAL RELEASE	0 0	0 0	0 0	0 0	0 0	0 0	0 0	0 0	0 0	0 0	0 0	0 0
A & B SPECIAL TERM	0 0	0 0	0 0	0 0	0 0	0 0	0 0	0 0	0 0	0 0	0 0	0 0
INDEP JURISDICTION	0 0	0 0	0 0	0 0	0 0	0 0	0 0	0 0	0 0	0 0	0 0	0 0
ACTIVE	11978100	58959100	27529100	147100	98613100	2443100	17040100	7152100	22100	26657100	125270100	
Total reported	11978	58959	27529	147	98613	2443	17040	7152	22	26657	125270	
Percent Reported	100.0	100.0	100.0	100.0	100.0	100.0	100.0	100.0	100.0	100.0	100.0	
NOT REPORTED	0	0	0	0	0	0	0	0	0	0	0	
Total	11978	58959	27529	147	98613	2443	17040	7152	22	26657	125270	

Probationer Statistical Profile

Sample: Active & admin probationers, not in facilities
Act probationers 03/20/2001

Requestor: Statistics

FIRST OFFENDER STATUS by current age & sex

STATUS	M e n					W o m e n					Grand Total %
	age 00-21 %	age 22-39 %	age 40-98 %	age UNKWN %	Men Total %	age 00-21 %	age 22-39 %	age 40-98 %	age UNKWN %	Women Total %	
FIRST OFFNR STATUS	5495 46	14447 25	4260 16	33 22	24235 25	1428 58	6398 38	2019 28	7 32	9852 37	34087 27
NO FIRST OFFNR STAT	6482 54	44450 75	23169 84	114 78	74215 75	1015 42	10635 62	5116 72	15 68	16781 63	90996 73
Total reported	11977	58897	27429	147	98450	2443	17033	7135	22	26633	125083
Percent Reported	100.0	99.9	99.6	100.0	99.8	100.0	100.0	99.8	100.0	99.9	99.9
NOT REPORTED	1	62	100	0	163	0	7	17	0	24	187
Total	11978	58959	27529	147	98613	2443	17040	7152	22	26657	125270

Probationer Statistical Profile

Sample: Active & admin probationers, not in facilities
Act probationers 03/20/2001

Requestor: Statistics

TYPE PROBATIONER by current age & sex

TYPE PROBATIONER	M e n							W o m e n							Grand Total %
	age 00-21 %	age 22-39 %	age 40-98 %	age UNKWN %	Men Total %	age 00-21 %	age 22-39 %	age 40-98 %	age UNKWN %	Women Total %					
MISDEMEANANT	1267 11	3893 7	1733 6	11 7	6904 7	342 14	1242 7	478 7	0 0	2062 8	8966 7				
FELON	10589 89	54836 93	25640 93	136 93	91201 93	2079 86	15706 93	6634 93	22100	24441 92	115642 93				
ABANDONMENT&BASTARDY	1 0	24 0	66 0	0 0	91 0	0 0	1 0	1 0	0 0	2 0	93 0				
SUSPENDED SENTENCE	2 0	22 0	6 0	0 0	30 0	0 0	2 0	2 0	0 0	4 0	34 0				
Total reported	11859	58775	27445	147	98226	2421	16951	7115	22	26509	124735				
Percent Reported	99.0	99.7	99.7	100.0	99.6	99.1	99.5	99.5	100.0	99.4	99.6				
NOT REPORTED	119	184	84	0	387	22	89	37	0	148	535				
Total	11978	58959	27529	147	98613	2443	17040	7152	22	26657	125270				

Probationer Statistical Profile

Sample: Active & admin probationers, not in facilities
Act probationers 03/20/2001

Requestor: Statistics

MOST SERIOUS CRIME BY GROUP by current age & sex

CRIME GROUP	Men				Women				Grand Total	%	
	age 00-21	age 22-39	age 40-98	age UNKWN	Men Total	age 00-21	age 22-39	age 40-98			age UNKWN
HOMICIDE	24	333	232	0	589	3	99	88	0	190	779
ABORTION	1	5	0	0	6	1	1	0	0	2	8
BODILY INJRY&REL OFF	679	5129	3060	25	8893	146	1014	449	1	1610	10503
ARSON & REL OFF	42	308	183	0	533	6	93	55	0	154	687
DAMAGE OF PROPERTY	238	670	217	0	1125	39	144	43	0	226	1351
BURGLARY & REL OFF	1727	5600	1392	6	8725	122	537	136	0	795	9520
FORGERY & REL OFF	583	3978	1729	7	6297	465	3636	1171	4	5276	11573
THEFT	2481	8260	3077	15	13833	720	3715	1374	2	5811	19644
ROBBERY	369	1669	426	1	2465	39	158	38	0	235	2700
SEXUAL OFFENSES	403	2070	1998	10	4481	11	101	40	0	152	4633
OBSCENITY CRIMES	1	5	7	0	13	0	0	0	0	0	13
TREASON & REL OFF	8	31	10	0	49	1	16	2	0	19	68
CRIMES INVOLVNG GOVT	176	1184	467	2	1829	32	410	229	1	672	2501
FALSIFICATIONS	27	155	93	1	276	17	92	31	0	140	416
OBSTRUCT LAW ENFORCE	37	263	84	0	384	14	85	33	0	132	516
DISORDERLY CONDUCT	67	214	63	1	345	10	28	10	0	48	393
GAMBLING & REL OFF	6	23	18	0	47	3	13	7	0	23	70
CRUELTY TO CHILDREN	26	549	332	2	909	19	398	117	0	534	1443
CRIMES WITH GUNS	183	915	648	3	1749	15	50	27	0	92	1841
INVASION PRIVACY	6	95	48	1	150	0	1	2	0	3	153
RACKETEERING	0	5	19	0	24	1	2	3	0	6	30
DRUG ABUSE OFFENSES	3344	20244	8742	49	32379	386	4618	2419	13	7436	39815
DRUG TRAFFICKING	30	381	277	0	688	6	96	77	1	180	868
AUTO CRIMES	14	2239	2264	12	4529	1	185	194	0	380	4909
REVENUE & CONTRABAND	2	3	6	0	11	0	4	1	0	5	16
CRIMES OF OTH STATES	34	206	86	0	326	5	83	35	0	123	449
MISC. FELONIES	79	310	166	1	556	17	125	52	0	194	750
MISDEMEANORS	1388	4099	1879	11	7377	364	1331	516	0	2211	9588
Total reported	11975	58943	27523	147	98588	2443	17035	7149	22	26649	125237
Percent Reported	100.0	100.0	100.0	100.0	100.0	100.0	100.0	100.0	100.0	100.0	100.0
NOT REPORTED	3	16	6	0	25	0	5	3	0	8	33
Total	11978	58959	27529	147	98613	2443	17040	7152	22	26657	125270

Probationer Statistical Profile

Sample: Active & admin probationers, not in facilities
Act probationers 03/20/2001

Requestor: Statistics

MOST SERIOUS OFFENSE by current age & sex

MOST SERIOUS OFFENSE	Men					Women					Grand Total %	
	age 00-21 %	age 22-39 %	age 40-98 %	age UNKWN %	Men Total %	age 00-21 %	age 22-39 %	age 40-98 %	age UNKWN %	Women Total %		

MISDEMEANORS	-----											
abandonment	1 0	18 0	61 0	0 0	80 0	0 0	1 0	1 0	0 0	2 0	82 0	
non-support	0 0	1 0	0 0	0 0	1 0	0 0	0 0	0 0	0 0	0 0	1 0	
stalking	4 0	21 0	23 0	0 0	48 0	0 0	3 0	6 0	0 0	9 0	57 0	
assault & battery	13 0	59 0	36 0	1 1	109 0	4 0	12 0	2 0	0 0	18 0	127 0	
attempted murder	1 0	2 0	0 0	0 0	3 0	1 0	0 0	0 0	0 0	1 0	4 0	
aggravated assault	5 0	28 0	21 0	1 1	55 0	1 0	9 0	3 0	0 0	13 0	68 0	
simple assault	29 0	117 0	78 0	0 0	224 0	11 0	37 0	13 0	0 0	61 0	285 0	
simple battery	171 1	683 1	267 1	1 1	1122 1	47 2	158 1	46 1	0 0	251 1	1373 1	
stabbing another	1 0	1 0	1 0	0 0	3 0	0 0	0 0	0 0	0 0	0 0	3 0	
shooting at another	0 0	1 0	3 0	0 0	4 0	0 0	3 0	2 0	0 0	5 0	9 0	
wife beating	0 0	1 0	0 0	0 0	1 0	0 0	0 0	0 0	0 0	0 0	1 0	
concealing a death	0 0	1 0	0 0	0 0	1 0	0 0	0 0	0 0	0 0	0 0	1 0	
leave scene had inju	1 0	0 0	0 0	0 0	1 0	0 0	0 0	0 0	0 0	0 0	1 0	
criminal intfer govt	1 0	2 0	3 0	0 0	6 0	0 0	0 0	0 0	0 0	0 0	6 0	
reckless conduct	27 0	65 0	31 0	2 1	125 0	5 0	16 0	7 0	0 0	28 0	153 0	
disorderly conduct	31 0	51 0	22 0	0 0	104 0	10 0	22 0	2 0	0 0	34 0	138 0	
motor vehicle abando	0 0	1 0	1 0	0 0	2 0	0 0	0 0	1 0	0 0	1 0	3 0	
larceny	1 0	1 0	3 0	0 0	5 0	1 0	3 0	1 0	0 0	5 0	10 0	
receiving stolen goo	18 0	30 0	8 0	0 0	56 0	3 0	8 0	3 0	0 0	14 0	70 0	
theft by taking	77 1	178 0	46 0	0 0	301 0	40 2	102 1	36 1	0 0	178 1	479 0	
robbery	5 0	8 0	1 0	0 0	14 0	0 0	3 0	0 0	0 0	3 0	17 0	
burglary	3 0	24 0	4 0	0 0	31 0	1 0	2 0	0 0	0 0	3 0	34 0	
car breaking	1 0	0 0	0 0	0 0	1 0	0 0	0 0	0 0	0 0	0 0	1 0	
taking vech temporar	0 0	1 0	0 0	0 0	1 0	0 0	0 0	0 0	0 0	0 0	1 0	
alter id	2 0	2 0	0 0	0 0	4 0	0 0	0 0	0 0	0 0	0 0	4 0	
cheating & swindling	0 0	0 0	1 0	0 0	1 0	0 0	0 0	0 0	0 0	0 0	1 0	
bad checks	4 0	123 0	60 0	0 0	187 0	20 1	172 1	70 1	0 0	262 1	449 0	
fraudulent checks	0 0	4 0	3 0	0 0	7 0	0 0	4 0	2 0	0 0	6 0	13 0	
forgery	6 0	12 0	2 0	0 0	20 0	3 0	13 0	4 0	0 0	20 0	40 0	
worthless checks	0 0	4 0	4 0	0 0	8 0	0 0	6 0	5 0	0 0	11 0	19 0	
sale/dist of narcoti	1 0	8 0	1 0	0 0	10 0	0 0	0 0	1 0	0 0	1 0	11 0	
public drunkenness	5 0	15 0	9 0	0 0	29 0	0 0	4 0	3 0	0 0	7 0	36 0	
s/d dep,stim,cntrf d	0 0	3 0	0 0	0 0	3 0	0 0	0 0	0 0	0 0	0 0	3 0	

(continued)

Probationer Statistical Profile

Sample: Active & admin probationers, not in facilities
Act probationers 03/20/2001

Requestor: Statistics

MOST SERIOUS OFFENSE by current age & sex (CONTINUED)

MOST SERIOUS OFFENSE	Men					Women					Grand Total	%
	age 00-21	age 22-39	age 40-98	age UNKWN	Men Total	age 00-21	age 22-39	age 40-98	age UNKWN	Women Total		
abusive language	2 0	0 0	0 0	0 0	2 0	0 0	0 0	0 0	0 0	0 0	2 0	0
sale/dist of marijua	0 0	6 0	5 0	0 0	11 0	0 0	1 0	0 0	0 0	1 0	12 0	0
poss of narcotics	0 0	1 0	1 0	0 0	2 0	0 0	0 0	1 0	0 0	1 0	3 0	0
poss dep,stim,cntrf	0 0	4 0	0 0	0 0	4 0	0 0	0 0	0 0	0 0	0 0	4 0	0
poss of l.s.d.	1 0	0 0	1 0	0 0	2 0	0 0	0 0	0 0	0 0	0 0	2 0	0
poss of marijuana	145 1	200 0	35 0	1 1	381 0	22 1	61 0	17 0	0 0	100 0	481 0	0
viol motor veh law	64 1	245 0	76 0	0 0	385 0	6 0	43 0	14 0	0 0	63 0	448 0	0
d.u.i.	169 1	1050 2	633 2	3 2	1855 2	28 1	220 1	122 2	0 0	370 1	2225 2	0
obstr of law enf off	105 1	268 0	79 0	0 0	452 0	16 1	63 0	28 0	0 0	107 0	559 0	0
impersonating anothe	1 0	31 0	4 0	0 0	36 0	4 0	13 0	0 0	0 0	17 0	53 0	0
criminal trespassing	108 1	124 0	55 0	1 1	288 0	22 1	39 0	13 0	0 0	74 0	362 0	0
illegal attm to obt	1 0	1 0	1 0	0 0	3 0	0 0	2 0	0 0	0 0	2 0	5 0	0
criminal damage	15 0	13 0	3 0	0 0	31 0	2 0	5 0	1 0	0 0	8 0	39 0	0
terroristic threats	2 0	4 0	6 0	0 0	12 0	0 0	1 0	1 0	0 0	2 0	14 0	0
viol ga cntrl subst	88 1	188 0	50 0	0 0	326 0	24 1	55 0	17 0	0 0	96 0	422 0	0
prostitution	0 0	1 0	0 0	0 0	1 0	0 0	1 0	0 0	0 0	1 0	2 0	0
sodomy	0 0	0 0	3 0	0 0	3 0	0 0	0 0	0 0	0 0	0 0	3 0	0
public indecency	0 0	23 0	12 0	0 0	35 0	0 0	2 0	0 0	0 0	2 0	37 0	0
peeping tom	3 0	2 0	0 0	0 0	5 0	0 0	0 0	0 0	0 0	0 0	5 0	0
molesting a minor	0 0	0 0	3 0	0 0	3 0	0 0	0 0	0 0	0 0	0 0	3 0	0
attempted rape	1 0	2 0	0 0	0 0	3 0	0 0	0 0	0 0	0 0	0 0	3 0	0
sexual battery	15 0	35 0	30 0	0 0	80 0	0 0	2 0	0 0	0 0	2 0	82 0	0
vagrancy	0 0	1 0	0 0	0 0	1 0	0 0	0 0	0 0	0 0	0 0	1 0	0
escape	3 0	7 0	0 0	0 0	10 0	0 0	0 0	1 0	0 0	1 0	11 0	0
cpwl & concealed wea	25 0	45 0	17 0	1 1	88 0	2 0	2 0	1 0	0 0	5 0	93 0	0
shoplifting	57 0	50 0	21 0	0 0	128 0	57 2	91 1	31 0	0 0	179 1	307 0	0
viol game & fish law	3 0	4 0	1 0	0 0	8 0	0 0	0 0	1 0	0 0	1 0	9 0	0
pointing gun at anot	2 0	14 0	10 0	0 0	26 0	1 0	0 0	0 0	0 0	1 0	27 0	0
carry dly weapons pu	10 0	7 0	0 0	0 0	17 0	1 0	1 0	0 0	0 0	2 0	19 0	0
criminal attempt	0 0	0 0	2 0	0 0	2 0	0 0	0 0	1 0	0 0	1 0	3 0	0
other misdemeanor	41 0	124 0	58 0	0 0	223 0	10 0	62 0	22 0	0 0	94 0	317 0	0
riot	1 0	0 0	0 0	0 0	1 0	0 0	0 0	0 0	0 0	0 0	1 0	0
inciting to riot	5 0	0 0	0 0	0 0	5 0	0 0	0 0	0 0	0 0	0 0	5 0	0
fighting in public p	7 0	7 0	0 0	0 0	14 0	8 0	4 0	2 0	0 0	14 0	28 0	0
mis off against pub	0 0	1 0	0 0	0 0	1 0	0 0	0 0	0 0	0 0	0 0	1 0	0

(continued)

Probationer Statistical Profile

Sample: Active & admin probationers, not in facilities
Act probationers 03/20/2001

Requestor: Statistics

MOST SERIOUS OFFENSE by current age & sex (CONTINUED)

MOST SERIOUS OFFENSE	Men					Women					Grand Total	%
	age 00-21	age 22-39	age 40-98	age UNKWN	Men Total	age 00-21	age 22-39	age 40-98	age UNKWN	Women Total		
off agnst pub hlth/m	0 0	3 0	6 0	0 0	9 0	0 0	1 0	0 0	0 0	1 0	10 0	
gambling & related o	0 0	2 0	3 0	0 0	5 0	0 0	1 0	0 0	0 0	1 0	6 0	
obscenity & related	0 0	2 0	0 0	0 0	2 0	0 0	0 0	0 0	0 0	0 0	2 0	
sale/dist mat hrmfl	0 0	1 0	0 0	0 0	1 0	0 0	0 0	0 0	0 0	0 0	1 0	
involuntary manslaug	3 0	0 0	2 0	0 0	5 0	0 0	0 0	2 0	0 0	2 0	7 0	
interference with cu	3 0	2 0	3 0	0 0	8 0	1 0	1 0	0 0	0 0	2 0	10 0	
theft by deception <	2 0	13 0	8 0	0 0	23 0	2 0	10 0	4 0	0 0	16 0	39 0	
theft/lost/property<	3 0	8 0	3 0	0 0	14 0	0 0	2 0	0 0	0 0	2 0	16 0	
theft of services <	0 0	4 0	2 0	0 0	6 0	0 0	5 0	0 0	0 0	5 0	11 0	
theft by conversion	2 0	11 0	5 0	0 0	18 0	0 0	7 0	4 0	0 0	11 0	29 0	
theft motor vehicle,	2 0	2 0	0 0	0 0	4 0	0 0	0 0	0 0	0 0	0 0	4 0	
entrng mot veh crim	3 0	9 0	0 0	0 0	12 0	0 0	2 0	1 0	0 0	3 0	15 0	
violtn forgery&fraud	2 0	0 0	1 0	0 0	3 0	0 0	1 0	0 0	0 0	1 0	4 0	
abdmnt dang drugs/po	0 0	1 0	1 0	0 0	2 0	0 0	0 0	0 0	0 0	0 0	2 0	
trnsatns drug rel ob	0 0	0 0	1 0	0 0	1 0	0 0	0 0	0 0	0 0	0 0	1 0	
tpos/use drug rel ob	0 0	4 0	3 0	0 0	7 0	0 0	2 0	0 0	0 0	2 0	9 0	
obtn/attmpt drugs il	1 0	3 0	1 0	0 0	5 0	0 0	7 0	6 0	0 0	13 0	18 0	
viol dangerous drugs	0 0	1 0	1 0	0 0	2 0	0 0	1 0	0 0	0 0	1 0	3 0	
mfg/dist imitate con	0 0	4 0	0 0	0 0	4 0	0 0	0 0	0 0	0 0	0 0	4 0	
misc. abuse govt off	1 0	0 0	0 0	0 0	1 0	0 0	2 0	0 0	0 0	2 0	3 0	
misc. obstruction pu	1 0	2 0	0 0	0 0	3 0	0 0	0 0	0 0	0 0	0 0	3 0	
misc. escape & other	1 0	1 0	0 0	0 0	2 0	0 0	0 0	0 0	0 0	0 0	2 0	
misc. offns relt jud	0 0	1 0	0 0	0 0	1 0	0 0	1 0	1 0	0 0	2 0	3 0	
misc. obstruction of	0 0	1 0	1 0	0 0	2 0	0 0	0 0	1 0	0 0	1 0	3 0	
misc. crim trsps/cri	1 0	1 0	0 0	0 0	2 0	0 0	0 0	0 0	0 0	0 0	2 0	
littering pub & priv	0 0	1 0	0 0	0 0	1 0	0 0	0 0	0 0	0 0	0 0	1 0	
misc. sexual offense	12 0	2 0	3 0	0 0	17 0	0 0	0 0	0 0	0 0	0 0	17 0	
distribut obscene mat	0 0	1 0	0 0	0 0	1 0	0 0	0 0	0 0	0 0	0 0	1 0	
exhibit sex shows mi	0 0	0 0	1 0	0 0	1 0	0 0	0 0	0 0	0 0	0 0	1 0	
dng instrmntalties &	0 0	1 0	0 0	0 0	1 0	0 0	0 0	0 0	0 0	0 0	1 0	
vio prvsns/regs alco	0 0	0 0	1 0	0 0	1 0	0 0	1 0	0 0	0 0	1 0	2 0	
furnish liquor to mi	6 0	3 0	3 0	0 0	12 0	0 0	0 0	1 0	0 0	1 0	13 0	
poss alc bev by juve	20 0	3 0	1 0	0 0	24 0	0 0	0 0	0 0	0 0	0 0	24 0	
veh homicide tit 40	2 0	4 0	4 0	0 0	10 0	0 0	0 0	1 0	0 0	1 0	11 0	
viol motor veh licen	0 0	1 0	0 0	0 0	1 0	0 0	0 0	1 0	0 0	1 0	2 0	

(continued)

Probationer Statistical Profile

Sample: Active & admin probationers, not in facilities
Act probationers 03/20/2001

Requestor: Statistics

MOST SERIOUS OFFENSE by current age & sex (CONTINUED)

MOST SERIOUS OFFENSE	Men					Women					Grand Total	%
	age 00-21 %	age 22-39 %	age 40-98 %	age UNKWN %	Men Total %	age 00-21 %	age 22-39 %	age 40-98 %	age UNKWN %	Women Total %		
conspiracy commit mis	1 0	0 0	0 0	0 0	1 0	0 0	0 0	0 0	0 0	0 0	1 0	0
misc misdemeanor	37 0	78 0	21 0	0 0	136 0	11 0	39 0	11 0	0 0	61 0	197 0	0
misc. invation of pr	0 0	1 0	0 0	0 0	1 0	0 0	0 0	0 0	0 0	0 0	1 0	0
misc contraband/smug	0 0	0 0	0 0	0 0	0 0	0 0	0 0	1 0	0 0	1 0	1 0	0
violation othr state	3 0	5 0	9 0	0 0	17 0	0 0	2 0	1 0	0 0	3 0	20 0	0

FELONIES												

MISC. HOMICIDE OFFEN	0 0	3 0	0 0	0 0	3 0	0 0	0 0	0 0	0 0	0 0	3 0	0
MURDER	0 0	5 0	8 0	0 0	13 0	0 0	5 0	1 0	0 0	6 0	19 0	0
VOLUNTARY MANSLAUGHT	1 0	81 0	93 0	0 0	175 0	0 0	33 0	44 1	0 0	77 0	252 0	0
INVOLUNTARY MANSLAUG	11 0	46 0	27 0	0 0	84 0	2 0	21 0	8 0	0 0	31 0	115 0	0
FETICIDE	1 0	1 0	0 0	0 0	2 0	0 0	1 0	0 0	0 0	1 0	3 0	0
VEHICULAR HOMICIDE	10 0	181 0	90 0	0 0	281 0	1 0	38 0	26 0	0 0	65 0	346 0	0
HOMICIDE BY PILOT,DU	0 0	2 0	1 0	0 0	3 0	0 0	0 0	1 0	0 0	1 0	4 0	0
CONCEAL DEATH OF ANO	0 0	1 0	0 0	0 0	1 0	0 0	0 0	0 0	0 0	0 0	1 0	0
CRIMINAL ATTEMPT MUR	1 0	13 0	13 0	0 0	27 0	0 0	1 0	8 0	0 0	9 0	36 0	0
MISC. ABORTION	1 0	0 0	0 0	0 0	1 0	0 0	0 0	0 0	0 0	0 0	1 0	0
CRIMINAL ABORTION	0 0	5 0	0 0	0 0	5 0	1 0	1 0	0 0	0 0	2 0	7 0	0
MISC. ASSAULT/BATTER	8 0	37 0	20 0	0 0	65 0	0 0	4 0	1 0	0 0	5 0	70 0	0
AGGRAVATED ASSAULT	422 4	3240 6	1978 7	18 13	5658 6	114 5	810 5	351 5	1 5	1276 5	6934 6	0
CRMNL ATTEMPT AGG AS	1 0	20 0	18 0	0 0	39 0	1 0	8 0	2 0	0 0	11 0	50 0	0
AGGRAVATED BATTERY	52 0	360 1	196 1	2 1	610 1	3 0	41 0	19 0	0 0	63 0	673 1	0
TERRORIST THREATS &	135 1	692 1	400 1	1 1	1228 1	23 1	82 0	35 0	0 0	140 1	1368 1	0
FALSE IMPRISONMENT	7 0	161 0	63 0	0 0	231 0	1 0	8 0	2 0	0 0	11 0	242 0	0
FAL IMPR UDR CLR LEG	0 0	2 0	1 0	0 0	3 0	0 0	1 0	0 0	0 0	1 0	4 0	0
MALICIOUS CONF SANE	0 0	0 0	0 0	0 0	0 0	0 0	2 0	0 0	0 0	2 0	2 0	0
KIDNAPPING	4 0	91 0	35 0	0 0	130 0	0 0	4 0	2 0	0 0	6 0	136 0	0
INTERFERENCE WITH CU	11 0	24 0	8 0	0 0	43 0	2 0	6 0	5 0	0 0	13 0	56 0	0
AGG ASSLT ON POLICE	13 0	109 0	86 0	1 1	209 0	0 0	15 0	12 0	0 0	27 0	236 0	0
AGG BATRY PEACE OFFI	2 0	8 0	0 0	0 0	10 0	0 0	3 0	0 0	0 0	3 0	13 0	0
SIMPLE BATTERY MISD	1 0	31 0	17 0	0 0	49 0	0 0	6 0	4 0	0 0	10 0	59 0	0
RECK COND-HIV INFCTD	1 0	5 0	1 0	0 0	7 0	0 0	6 0	0 0	0 0	6 0	13 0	0
STALKING	2 0	21 0	15 0	0 0	38 0	0 0	0 0	1 0	0 0	1 0	39 0	0

(continued)

Probationer Statistical Profile

Sample: Active & admin probationers, not in facilities
Act probationers 03/20/2001

Requestor: Statistics

MOST SERIOUS OFFENSE by current age & sex (CONTINUED)

MOST SERIOUS OFFENSE	Men						Women						Grand Total	%
	age 00-21	age 22-39	age 40-98	age UNKWN	Men Total	Men %	age 00-21	age 22-39	age 40-98	age UNKWN	Women Total	Women %		
AGGRAVATED STALKING	20 0	327 1	218 1	3 2	568 1		2 0	18 0	15 0	0 0	35 0		603 0	
CRIMINAL ATTEMPT KID	0 0	1 0	4 0	0 0	5 0		0 0	0 0	0 0	0 0	0 0		5 0	
MISC. ARSON	2 0	10 0	6 0	0 0	18 0		0 0	1 0	3 0	0 0	4 0		22 0	
FIRST DEGREE ARSON	25 0	213 0	147 1	0 0	385 0		5 0	64 0	47 1	0 0	116 0		501 0	
SECOND DEGREE ARSON	11 0	62 0	23 0	0 0	96 0		1 0	20 0	3 0	0 0	24 0		120 0	
THIRD DEGREE ARSON	4 0	10 0	4 0	0 0	18 0		0 0	5 0	2 0	0 0	7 0		25 0	
CRIMINAL POSS EXPLOS	0 0	10 0	3 0	0 0	13 0		0 0	3 0	0 0	0 0	3 0		16 0	
CRIMINAL POSS INCEND	0 0	3 0	0 0	0 0	3 0		0 0	0 0	0 0	0 0	0 0		3 0	
MISC. CRIMINAL DAMAG	7 0	12 0	5 0	0 0	24 0		0 0	3 0	1 0	0 0	4 0		28 0	
CRIM. DAMAGE 1ST DEG	42 0	167 0	55 0	0 0	264 0		10 0	32 0	6 0	0 0	48 0		312 0	
CRIM. DAMAGE 2ND DEG	152 1	432 1	140 1	0 0	724 1		28 1	102 1	31 0	0 0	161 1		885 1	
DAMAGE,DESTROY SECR	6 0	14 0	10 0	0 0	30 0		1 0	4 0	2 0	0 0	7 0		37 0	
VANDALISM TO CHURCH	4 0	5 0	0 0	0 0	9 0		0 0	1 0	1 0	0 0	2 0		11 0	
ALTER I.D.	27 0	40 0	7 0	0 0	74 0		0 0	2 0	2 0	0 0	4 0		78 0	
BURGLARY	1627 14	5405 9	1339 5	6 4	8377 9		118 5	523 3	132 2	0 0	773 3		9150 7	
POSS BURGLAR TOOLS	56 0	109 0	28 0	0 0	193 0		1 0	8 0	2 0	0 0	11 0		204 0	
CRMNL ATMPT COMMIT B	44 0	86 0	25 0	0 0	155 0		3 0	6 0	2 0	0 0	11 0		166 0	
MISC. FORGERY	2 0	16 0	6 0	0 0	24 0		1 0	8 0	6 0	0 0	15 0		39 0	
FORGERY 1ST DEGREE	408 3	3004 5	1311 5	4 3	4727 5		312 13	2726 16	915 13	4 19	3957 15		8684 7	
FORGERY 2ND DEGREE	27 0	148 0	53 0	1 1	229 0		10 0	73 0	23 0	0 0	106 0		335 0	
BAD CHECKS	14 0	212 0	191 1	2 1	419 0		11 0	182 1	97 1	0 0	290 1		709 1	
ILLEGAL USE-CREDIT C	3 0	14 0	6 0	0 0	23 0		2 0	11 0	1 0	0 0	14 0		37 0	
THEFT CREDIT CARD	23 0	106 0	20 0	0 0	149 0		22 1	88 1	14 0	0 0	124 0		273 0	
FORGERY CREDIT CARD	12 0	31 0	6 0	0 0	49 0		18 1	34 0	5 0	0 0	57 0		106 0	
FRAUDULENT CREDIT CA	80 1	304 1	60 0	0 0	444 0		79 3	373 2	56 1	0 0	508 2		952 1	
CRMNL POSS CREDIT CA	0 0	5 0	0 0	0 0	5 0		0 0	3 0	1 0	0 0	4 0		9 0	
RECV GDS,SRVS FRAUD	3 0	19 0	12 0	0 0	34 0		0 0	19 0	14 0	0 0	33 0		67 0	
TELECOMMUNICATIONS F	1 0	17 0	9 0	0 0	27 0		0 0	11 0	2 0	0 0	13 0		40 0	
CRMNL ATMPT COMMIT F	1 0	6 0	1 0	0 0	8 0		1 0	1 0	3 0	0 0	5 0		13 0	
FAILR PAY NATRL PRD/	0 0	1 0	4 0	0 0	5 0		0 0	0 0	1 0	0 0	1 0		6 0	
FRADLNT ACCSSNG COMP	1 0	25 0	3 0	0 0	29 0		5 0	28 0	1 0	0 0	34 0		63 0	
MISC. FRAUD	8 0	70 0	47 0	0 0	125 0		4 0	79 0	32 0	0 0	115 0		240 0	
THEFT BY TAKING	773 7	3455 6	1411 5	7 5	5646 6		249 10	1739 10	695 10	2 10	2685 10		8331 7	
THEFT BY DECEPTION	9 0	194 0	151 1	1 1	355 0		16 1	138 1	60 1	0 0	214 1		569 0	
THEFT BY EXTORTION	2 0	17 0	4 0	0 0	23 0		0 0	7 0	3 0	0 0	10 0		33 0	

(continued)

Probationer Statistical Profile

Sample: Active & admin probationers, not in facilities
Act probationers 03/20/2001

Requestor: Statistics

MOST SERIOUS OFFENSE by current age & sex (CONTINUED)

MOST SERIOUS OFFENSE	Men						Women						Grand Total	%						
	age 00-21	age 22-39	age 40-98	age UNKWN	Men Total	Men %	age 00-21	age 22-39	age 40-98	age UNKWN	Women Total	Women %								
THEFT OF LOST PROPER	3	0	16	0	4	0	0	0	0	4	0	2	0	0	0	6	0	29	0	
THEFT BY REC STOLEN	779	7	2127	4	549	2	4	3	3459	4	71	3	257	2	78	1	406	2	3865	3
THEFT OF SERVICES	1	0	40	0	20	0	0	0	61	0	0	0	22	0	10	0	32	0	93	0
THEFT BY CONVERSION	10	0	245	0	215	1	1	1	471	0	11	0	127	1	72	1	210	1	681	1
THEFT OF TRADE SECRE	0	0	1	0	3	0	0	0	4	0	1	0	0	0	0	0	1	0	5	0
CONVSN PAYMNTS REAL	0	0	14	0	10	0	0	0	24	0	0	0	0	0	0	0	0	0	24	0
THEFT OF MOTOR VEH,	181	2	508	1	153	1	2	1	844	1	20	1	59	0	14	0	93	0	937	1
THEFT OF LEASED PERS	0	0	2	0	1	0	0	0	3	0	1	0	3	0	0	0	4	0	7	0
THEFT BRING PROP IN	17	0	57	0	15	0	0	0	89	0	0	0	7	0	2	0	9	0	98	0
THEFT RECV PROP OUT	7	0	16	0	2	0	0	0	25	0	0	0	5	0	1	0	6	0	31	0
LIVESTOCK THEFT	2	0	9	0	5	0	0	0	16	0	0	0	4	0	0	0	4	0	20	0
THEFT BY SHOPLIFTING	181	2	814	1	439	2	0	0	1434	1	336	14	1298	8	431	6	2065	8	3499	3
ENTERING VEHICLE	515	4	745	1	95	0	0	0	1355	1	15	1	44	0	6	0	65	0	1420	1
STEAL ALTER PUBLIC D	1	0	0	0	0	0	0	0	1	0	0	0	1	0	0	0	1	0	2	0
ROBBERY	310	3	1109	2	247	1	1	1	1667	2	34	1	111	1	27	0	172	1	1839	2
ARMED ROBBERY	24	0	446	1	158	1	0	0	628	1	2	0	39	0	10	0	51	0	679	1
HIJACKING MOTOR VEHI	2	0	5	0	0	0	0	0	7	0	1	0	0	0	0	0	1	0	8	0
CRIMINAL ATTEMPT ROB	20	0	66	0	15	0	0	0	101	0	2	0	5	0	0	0	7	0	108	0
CRMNL ATMPT ARMED RO	13	0	43	0	6	0	0	0	62	0	0	0	3	0	1	0	4	0	66	0
MISC. SEXUAL	1	0	25	0	25	0	0	0	51	0	0	0	2	0	0	0	2	0	53	0
RAPE	9	0	142	0	95	0	0	0	246	0	0	0	0	0	0	0	0	0	246	0
SODOMY	8	0	33	0	54	0	2	1	97	0	0	0	1	0	1	0	2	0	99	0
AGGRAVATED SODOMY	6	0	43	0	78	0	0	0	127	0	0	0	0	0	1	0	1	0	128	0
BESTIALITY	0	0	0	0	1	0	0	0	1	0	0	0	0	0	0	0	0	0	1	0
SEDUCTION	0	0	2	0	1	0	0	0	3	0	0	0	1	0	0	0	1	0	4	0
INCEST	3	0	21	0	85	0	0	0	109	0	0	0	4	0	6	0	10	0	119	0
BIGAMY	0	0	1	0	5	0	0	0	6	0	0	0	1	0	1	0	2	0	8	0
MARRY A BIGAMIST	0	0	0	0	0	0	0	0	0	0	0	0	1	0	0	0	1	0	1	0
AGGRAVATED SEXUAL BA	3	0	20	0	29	0	0	0	52	0	0	0	1	0	1	0	2	0	54	0
PANDERING BY COMPULS	0	0	2	0	3	0	0	0	5	0	0	0	0	0	0	0	0	0	5	0
STATUTORY RAPE	229	2	628	1	49	0	0	0	906	1	2	0	18	0	3	0	23	0	929	1
CHILD MOLESTATION	112	1	895	2	1321	5	7	5	2335	2	7	0	48	0	22	0	77	0	2412	2
ENTICING CHILD-INDEC	14	0	85	0	69	0	1	1	169	0	1	0	13	0	2	0	16	0	185	0
AGGRAV. CHILD MOLEST	15	0	115	0	155	1	0	0	285	0	1	0	7	0	1	0	9	0	294	0
NECROPHILIA	0	0	1	0	0	0	0	0	1	0	0	0	0	0	1	0	1	0	2	0

(continued)

Probationer Statistical Profile

Sample: Active & admin probationers, not in facilities
Act probationers 03/20/2001

Requestor: Statistics

MOST SERIOUS OFFENSE by current age & sex (CONTINUED)

MOST SERIOUS OFFENSE	Men					Women					Grand Total	%
	age 00-21 %	age 22-39 %	age 40-98 %	age UNKWN %	Men Total %	age 00-21 %	age 22-39 %	age 40-98 %	age UNKWN %	Women Total %		
SEXL/ASLT/AGN/PERS/	1 0	22 0	7 0	0 0	30 0	0 0	3 0	1 0	0 0	4 0	34 0	
SEXUAL ASLT BY THERA	0 0	0 0	1 0	0 0	1 0	0 0	0 0	0 0	0 0	0 0	1 0	
SOLICIT SODOMY FROM	0 0	4 0	4 0	0 0	8 0	0 0	1 0	0 0	0 0	1 0	9 0	
CRIMINAL ATTPPT RAPE	2 0	30 0	13 0	0 0	45 0	0 0	0 0	0 0	0 0	0 0	45 0	
CRIMINAL ATTPPT SODOM	0 0	0 0	2 0	0 0	2 0	0 0	0 0	0 0	0 0	0 0	2 0	
CRIMINAL ATTPPT AGG S	0 0	1 0	1 0	0 0	2 0	0 0	0 0	0 0	0 0	0 0	2 0	
MISC. OBSCENITY	1 0	3 0	5 0	0 0	9 0	0 0	0 0	0 0	0 0	0 0	9 0	
DISTRIBUTING OBSCENE	0 0	1 0	1 0	0 0	2 0	0 0	0 0	0 0	0 0	0 0	2 0	
DISTR MAT DEPICT NUD	0 0	1 0	1 0	0 0	2 0	0 0	0 0	0 0	0 0	0 0	2 0	
MISC. PUBLIC ORDER	1 0	5 0	2 0	0 0	8 0	0 0	0 0	0 0	0 0	0 0	8 0	
TREASON	0 0	0 0	0 0	0 0	0 0	0 0	1 0	0 0	0 0	1 0	1 0	
INCITING TO INSURREC	1 0	1 0	0 0	0 0	2 0	0 0	0 0	0 0	0 0	0 0	2 0	
FALSE SWEARNG WRITTN	6 0	25 0	8 0	0 0	39 0	1 0	15 0	2 0	0 0	18 0	57 0	
ABUSE OF GOVT OFFICE	1 0	0 0	1 0	0 0	2 0	0 0	0 0	0 0	0 0	0 0	2 0	
BRIBERY GOVT OFFICER	0 0	10 0	14 0	0 0	24 0	0 0	5 0	2 0	0 0	7 0	31 0	
VIOLATE OATH PUBLIC	0 0	3 0	2 0	0 0	5 0	0 0	1 0	0 0	0 0	1 0	6 0	
INFLUENCE LEGISLATIV	0 0	0 0	1 0	0 0	1 0	0 0	0 0	0 0	0 0	0 0	1 0	
GOVT OFFCL SELL TO G	0 0	0 0	2 0	0 0	2 0	0 0	0 0	0 0	0 0	0 0	2 0	
DEFRAUDING STATE	0 0	23 0	38 0	0 0	61 0	1 0	196 1	129 2	0 0	326 1	387 0	
CONSPIRE RESTRAIN FR	0 0	1 0	0 0	0 0	1 0	0 0	1 0	0 0	0 0	1 0	2 0	
FALSE CERTIFICATES	0 0	6 0	2 0	0 0	8 0	0 0	5 0	0 0	0 0	5 0	13 0	
INFLUENCING WITNESS	2 0	12 0	7 0	0 0	21 0	0 0	3 0	3 0	0 0	6 0	27 0	
OBSTR OF LAW ENF OFF	173 1	1129 2	400 1	2 1	1704 2	31 1	199 1	95 1	1 5	326 1	2030 2	
MISC JUDICIAL PROCEE	0 0	0 0	3 0	0 0	3 0	1 0	0 0	0 0	0 0	1 0	4 0	
PERJURY	3 0	8 0	12 0	0 0	23 0	2 0	8 0	2 0	0 0	12 0	35 0	
FALSE SWEARING	1 0	18 0	9 0	0 0	28 0	2 0	11 0	5 0	0 0	18 0	46 0	
SUBORDINATION OF PER	0 0	0 0	1 0	0 0	1 0	0 0	0 0	1 0	0 0	1 0	2 0	
IMPERSONATION	1 0	14 0	2 0	0 0	17 0	2 0	6 0	1 0	0 0	9 0	26 0	
IMPERSONATING OFFIC	2 0	33 0	16 0	1 1	52 0	0 0	1 0	0 0	0 0	1 0	53 0	
BARRATRY	1 0	6 0	0 0	0 0	7 0	0 0	0 0	0 0	0 0	0 0	7 0	
EMBRACERY	0 0	0 0	1 0	0 0	1 0	0 0	2 0	0 0	0 0	2 0	3 0	
FALSE STATEMENTS GOV	19 0	74 0	48 0	0 0	141 0	10 0	61 0	21 0	0 0	92 0	233 0	
UNAUTH REPRESTN PEAC	0 0	1 0	0 0	0 0	1 0	0 0	0 0	0 0	0 0	0 0	1 0	
IMPRSNTNG ANTHR RBAL	0 0	1 0	1 0	0 0	2 0	0 0	3 0	1 0	0 0	4 0	6 0	
ESCAPE	16 0	161 0	53 0	0 0	230 0	2 0	27 0	5 0	0 0	34 0	264 0	

(continued)

Probationer Statistical Profile

Sample: Active & admin probationers, not in facilities
Act probationers 03/20/2001

Requestor: Statistics

MOST SERIOUS OFFENSE by current age & sex (CONTINUED)

MOST SERIOUS OFFENSE	Men					Women					Grand Total	%
	age 00-21	age 22-39	age 40-98	age UNKWN	Men Total	age 00-21	age 22-39	age 40-98	age UNKWN	Women Total		
AIDING ESCAPE	0	6	0	0	6	1	12	3	0	16	22	
HINDERING APPREH OR	18	75	21	0	114	10	40	24	0	74	188	
COMPOUNDING A CRIME	1	1	0	0	2	0	2	0	0	2	4	
BAIL JUMPING	2	18	9	0	29	0	4	1	0	5	34	
CRIMINAL ATTEMPT ESC	0	2	1	0	3	1	0	0	0	1	4	
FALSE PUBLIC ALARM	15	15	1	0	31	2	5	1	0	8	39	
CRIM INTER WITH GOV'T	52	199	62	1	314	8	23	9	0	40	354	
MISC. GAMBLING/RELAT	0	1	0	0	1	0	0	0	0	0	1	
COMMERICAL GAMBLING	0	1	10	0	11	0	2	2	0	4	15	
COMMUNICATING GAMBL	0	3	4	0	7	0	1	0	0	1	8	
BRIBERY OF CONTESTAN	0	1	1	0	2	0	1	0	0	1	3	
GAMBLING ACT ON BUSI	0	0	1	0	1	0	1	1	0	2	3	
DOGFIGHTING	3	9	1	0	13	0	0	2	0	2	15	
LOTTERY VIOLATION	2	3	1	0	6	2	8	2	0	12	18	
BOARDING BUS W/CONCL	1	5	0	0	6	1	0	0	0	1	7	
CRUELTY TO CHILDREN	21	492	271	2	786	18	390	114	0	522	1308	
SEX EXPLOITATION CHI	4	16	23	0	43	1	2	1	0	4	47	
ABANDONMENT OF CHILD	0	37	36	0	73	0	4	2	0	6	79	
CNTRBTNG DELINQENCY	1	4	2	0	7	0	2	0	0	2	9	
MISC WEAPON/EXPLOSIV	16	18	8	0	42	0	1	0	0	1	43	
CARRY CONCEALED WEAP	16	88	28	0	132	0	7	0	0	7	139	
CARRY PISTL WITHOUT	1	6	1	0	8	0	0	1	0	1	9	
ALTER PISTL LICENSE	0	3	1	0	4	0	0	0	0	0	4	
POSS OF FIREARM DUR	16	73	53	1	143	1	9	4	0	14	157	
POSS OF CERTAIN WEAP	26	84	54	0	164	3	5	2	0	10	174	
POSS FIREARM CONVCT	12	585	495	2	1094	0	23	19	0	42	1136	
CARRYING WEAPON AT S	94	50	4	0	148	11	5	0	0	16	164	
GUARD LINE WITH WEAP	1	1	1	0	3	0	0	1	0	1	4	
POSS WEAPON BY PRISO	1	6	2	0	9	0	0	0	0	0	9	
MISUSE FIREARM HUNTI	0	1	1	0	2	0	0	0	0	0	2	
MISC INVASION OF PRI	0	1	2	0	3	0	1	1	0	2	5	
EAVESDROP & SURVEILL	0	7	7	1	15	0	0	1	0	1	16	
PEEPING TOM	6	84	39	0	129	0	0	0	0	0	129	
P/S/D OF EAVESDROP D	0	3	0	0	3	0	0	0	0	0	3	
RACKETEERING	0	5	19	0	24	1	2	3	0	6	30	

(continued)

Probationer Statistical Profile

Sample: Active & admin probationers, not in facilities
Act probationers 03/20/2001

Requestor: Statistics

MOST SERIOUS OFFENSE by current age & sex (CONTINUED)

MOST SERIOUS OFFENSE	Men						Women						Grand Total	%
	age 00-21	age 22-39	age 40-98	age UNKWN	Men Total	Men %	age 00-21	age 22-39	age 40-98	age UNKWN	Women Total	Women %		
S/D NARCOTICS, OPIAT	38 0	393 1	196 1	1 1	628 1		2 0	72 0	51 1	0 0	125 0		753 1	
S/D DEP,STIM,CNTRF D	24 0	219 0	118 0	1 1	362 0		1 0	42 0	27 0	2 10	72 0		434 0	
SALE-DIST OF LSD	9 0	24 0	1 0	0 0	34 0		1 0	0 0	1 0	0 0	2 0		36 0	
SALE/DIST OF MARIJUA	292 2	1283 2	383 1	1 1	1959 2		25 1	192 1	85 1	0 0	302 1		2261 2	
S/D OF ALCOHOLIC IN	0 0	2 0	3 0	0 0	5 0		0 0	1 0	1 0	0 0	2 0		7 0	
POSS NARCOTICS, OPIA	70 1	556 1	317 1	2 1	945 1		13 1	157 1	96 1	1 5	267 1		1212 1	
POSS DEP,STIM,CNTRF	41 0	515 1	250 1	1 1	807 1		12 0	182 1	72 1	0 0	266 1		1073 1	
POSS OF L.S.D.	32 0	81 0	4 0	0 0	117 0		3 0	10 0	4 0	0 0	17 0		134 0	
POSS OF MARIJUANA	293 2	1284 2	359 1	3 2	1939 2		25 1	222 1	108 2	0 0	355 1		2294 2	
ILLEGAL POSS/MANF LI	1 0	3 0	6 0	0 0	10 0		0 0	2 0	0 0	0 0	2 0		12 0	
ILLEGAL ATTM TO OBT	2 0	59 0	50 0	0 0	111 0		2 0	114 1	83 1	0 0	199 1		310 0	
VIOLATE GA CNTRL SBS	1542 13	9630 17	4315 16	21 15	15508 16		186 8	2308 14	1195 17	5 24	3694 14		19202 16	
VIOLATE DNGROUS DRGS	13 0	50 0	20 0	0 0	83 0		1 0	23 0	13 0	0 0	37 0		120 0	
UNLWFL MFG/DEL/DIST	5 0	46 0	32 0	0 0	83 0		1 0	5 0	4 0	0 0	10 0		93 0	
FURNISH LIQUOR TO MI	1 0	1 0	0 0	0 0	2 0		0 0	0 0	0 0	0 0	0 0		2 0	
POSS DRUG RELATED MA	7 0	22 0	11 0	0 0	40 0		0 0	13 0	4 0	0 0	17 0		57 0	
SALE/DIST CONT SUB P	13 0	52 0	15 0	0 0	80 0		1 0	11 0	6 0	0 0	18 0		98 0	
SALE/DIST CONT SUB S	9 0	30 0	5 0	0 0	44 0		0 0	4 0	0 0	0 0	4 0		48 0	
SALE/DISTRIBUTION CO	301 3	1752 3	625 2	4 3	2682 3		25 1	273 2	148 2	2 10	448 2		3130 3	
POSSESSION OF COCAIN	635 5	4021 7	1855 7	14 10	6525 7		82 3	900 5	442 6	2 10	1426 5		7951 6	
CRMNL ATPT VIOL SUBS	16 0	221 0	177 1	1 1	415 0		6 0	87 1	79 1	1 5	173 1		588 0	
MISC. DRUGS TRAFFICK	3 0	34 0	21 0	0 0	58 0		0 0	12 0	4 0	1 5	17 0		75 0	
COCAINE LESS 200 GRA	16 0	213 0	150 1	0 0	379 0		1 0	42 0	40 1	0 0	83 0		462 0	
COCAINE 201-400 GRAM	2 0	26 0	27 0	0 0	55 0		0 0	8 0	3 0	0 0	11 0		66 0	
COCAINE 401 OR MORE	0 0	5 0	10 0	0 0	15 0		0 0	1 0	3 0	0 0	4 0		19 0	
NARCOTICS LESS 14 GR	1 0	2 0	2 0	0 0	5 0		1 0	0 0	0 0	0 0	1 0		6 0	
NARCOTICS 15-28 GRAM	1 0	3 0	0 0	0 0	4 0		0 0	1 0	0 0	0 0	1 0		5 0	
NARCOTICS 29 MORE GR	0 0	2 0	1 0	0 0	3 0		0 0	0 0	1 0	0 0	1 0		4 0	
MARIJUANA 101-2000 P	0 0	19 0	18 0	0 0	37 0		1 0	4 0	3 0	0 0	8 0		45 0	
MARIJUANA 2001-10000	0 0	3 0	0 0	0 0	3 0		0 0	1 0	0 0	0 0	1 0		4 0	
MARIJUANA 10001 LBS	1 0	3 0	3 0	0 0	7 0		0 0	1 0	0 0	0 0	1 0		8 0	
TRFFKNG METHAQUALONE	0 0	2 0	4 0	0 0	6 0		0 0	1 0	2 0	0 0	3 0		9 0	
TRFFKNG MTHAQUALONE>	0 0	2 0	3 0	0 0	5 0		0 0	1 0	0 0	0 0	1 0		6 0	
AMPHETAMINE 28-199 G	2 0	13 0	4 0	0 0	19 0		0 0	3 0	2 0	0 0	5 0		24 0	
AMPHETAMINE 200-399	0 0	1 0	3 0	0 0	4 0		0 0	0 0	1 0	0 0	1 0		5 0	

(continued)

Probationer Statistical Profile

Sample: Active & admin probationers, not in facilities
Act probationers 03/20/2001

Requestor: Statistics

MOST SERIOUS OFFENSE by current age & sex (CONTINUED)

MOST SERIOUS OFFENSE	Men						Women						Grand Total	%
	age 00-21	age 22-39	age 40-98	age UNKWN	Men Total	Men %	age 00-21	age 22-39	age 40-98	age UNKWN	Women Total	Women %		
AMPHETAMINE 400+ GRA	0 0	0 0	0 0	0 0	0 0	0 0	0 0	1 0	0 0	0 0	1 0	1 0	1 0	0
TRANSACTIONS DRUG OB	0 0	1 0	0 0	0 0	1 0	0 0	0 0	1 0	0 0	0 0	1 0	1 0	2 0	0
TRANSACTIONS CNTRFT	0 0	5 0	0 0	0 0	5 0	0 0	0 0	0 0	1 0	0 0	1 0	1 0	6 0	0
USE COMM FACLTY VIO	2 0	6 0	4 0	0 0	12 0	1 0	1 0	1 0	2 0	0 0	4 0	4 0	16 0	0
ATT/CONSPRCY COMMT C	2 0	29 0	16 0	0 0	47 0	2 0	14 0	12 0	0 0	28 0	28 0	75 0	75 0	0
UNATHZD DIST CONTRLL	0 0	3 0	6 0	0 0	9 0	0 0	1 0	2 0	0 0	3 0	3 0	12 0	12 0	0
ILLGL DIST CONTRLLD	0 0	9 0	5 0	0 0	14 0	0 0	3 0	1 0	0 0	4 0	4 0	18 0	18 0	0
VIOL MOTOR VEHICLE L	10 0	126 0	105 0	1 1	242 0	1 0	27 0	14 0	0 0	42 0	42 0	284 0	284 0	0
ALTER CAR TITLE	0 0	2 0	6 0	0 0	8 0	0 0	0 0	0 0	0 0	0 0	0 0	8 0	8 0	0
DRVNG HABTL VIOLATOR	2 0	1675 3	1751 7	7 5	3435 4	0 0	128 1	134 2	0 0	262 1	3697 3	3697 3	3697 3	0
HABIT TRAF VOIL/IMPA	0 0	208 0	205 1	2 1	415 0	0 0	13 0	30 0	0 0	43 0	43 0	458 0	458 0	0
HABIT TRAF VIOL/OTHE	2 0	228 0	197 1	2 1	429 0	0 0	17 0	16 0	0 0	33 0	33 0	462 0	462 0	0
SELL UNSTAMPED CIG/C	0 0	0 0	1 0	0 0	1 0	0 0	0 0	0 0	0 0	0 0	0 0	1 0	1 0	0
DSTL ALCOHOL BEVERAG	0 0	0 0	2 0	0 0	2 0	0 0	0 0	1 0	0 0	1 0	1 0	3 0	3 0	0
POSS UNAUTHORIZED ST	0 0	0 0	0 0	0 0	0 0	0 0	1 0	0 0	0 0	1 0	1 0	1 0	1 0	0
POSS CONTRABAND ARTI	2 0	2 0	2 0	0 0	6 0	0 0	2 0	0 0	0 0	2 0	2 0	8 0	8 0	0
TRNSPRT CONTRABAND A	0 0	1 0	0 0	0 0	1 0	0 0	1 0	0 0	0 0	1 0	1 0	2 0	2 0	0
CONCEAL CONTRABAND	0 0	0 0	1 0	0 0	1 0	0 0	0 0	0 0	0 0	0 0	0 0	1 0	1 0	0
MISC. MRALS/PBLIC H/	1 0	4 0	5 0	0 0	10 0	0 0	0 0	1 0	0 0	1 0	1 0	11 0	11 0	0
VIOLATN GAME AND FIS	0 0	2 0	0 0	0 0	2 0	0 0	0 0	0 0	0 0	0 0	0 0	2 0	2 0	0
MISC CORRECTIONL INS	2 0	10 0	1 0	0 0	13 0	0 0	5 0	2 0	0 0	7 0	7 0	20 0	20 0	0
VIOLATION OTHR STATE	34 0	206 0	86 0	0 0	326 0	5 0	83 0	35 0	0 0	123 0	123 0	449 0	449 0	0
CONSPIRACY	17 0	43 0	14 0	1 1	75 0	4 0	30 0	6 0	0 0	40 0	40 0	115 0	115 0	0
CRIMINAL ATTEMPT	44 0	209 0	123 0	0 0	376 0	8 0	78 0	33 0	0 0	119 0	119 0	495 0	495 0	0
AIRCRAFT HIJACKING	0 0	2 0	0 0	0 0	2 0	0 0	0 0	0 0	0 0	0 0	0 0	2 0	2 0	0
UNAUTH DIST RECRD DE	0 0	1 0	3 0	0 0	4 0	0 0	0 0	0 0	0 0	0 0	0 0	4 0	4 0	0
CRIMINAL SOLICITATIO	0 0	21 0	16 0	0 0	37 0	2 0	8 0	7 0	0 0	17 0	17 0	54 0	54 0	0
PARTY TO A CRIME	5 0	9 0	1 0	0 0	15 0	1 0	6 0	2 0	0 0	9 0	9 0	24 0	24 0	0
CRIMINAL TRESPASSING	9 0	9 0	6 0	0 0	24 0	1 0	2 0	1 0	0 0	4 0	4 0	28 0	28 0	0
GANG PARTICIPATION	77 1	701 1	355 1	1 1	1134 1	17 1	166 1	87 1	0 0	270 1	270 1	1404 1	1404 1	0

(continued)

Probationer Statistical Profile

Sample: Active & admin probationers, not in facilities
Act probationers 03/20/2001

Requestor: Statistics

MOST SERIOUS OFFENSE by current age & sex (CONTINUED)

MOST SERIOUS OFFENSE	M e n					W o m e n					Grand Total %
	age 00-21 %	age 22-39 %	age 40-98 %	age UNKWN %	Men Total %	age 00-21 %	age 22-39 %	age 40-98 %	age UNKWN %	Women Total %	
Total reported	12051	59644	27881	148	99724	2459	17205	7236	22	26922	126646
Percent Reported	100.6	101.2	101.3	100.7	101.1	100.7	101.0	101.2	100.0	101.0	101.1
NOT REPORTED	159	1409	735	3	2306	36	343	143	1	523	2829
Total	11978	58959	27529	147	98613	2443	17040	7152	22	26657	125270

Probationer Statistical Profile

Sample: Active & admin probationers, not in facilities
Act probationers 03/20/2001

Requestor: Statistics

MOST SERIOUS CRIME TYPE by current age & sex

CRIME TYPE	Men					Women					Grand Total %
	age 00-21 %	age 22-39 %	age 40-98 %	age UNKWN %	Men Total %	age 00-21 %	age 22-39 %	age 40-98 %	age UNKWN %	Women Total %	
VIOL/PERSN	1332 11	8550 15	4427 16	31 21	14340 15	278 11	1882 11	761 11	1 5	2922 11	17262 14
NVIOL/PERS	155 1	250 0	177 1	1 1	583 1	18 1	39 0	14 0	0 0	71 0	654 1
PROPERTY	5392 45	19486 33	6922 25	29 20	31829 32	1508 62	8817 52	3095 43	6 27	13426 50	45255 36
DRUG SALES	722 6	4201 7	1659 6	7 5	6589 7	62 3	696 4	400 6	5 23	1163 4	7752 6
DRUG POSSN	2887 24	16841 29	7451 27	43 29	27222 28	376 15	4144 24	2137 30	9 41	6666 25	33888 27
ALCOHOL	33 0	27 0	25 0	0 0	85 0	0 0	8 0	6 0	0 0	14 0	99 0
HABIT/DUI	183 2	3287 6	2891 11	15 10	6376 6	29 1	405 2	316 4	0 0	750 3	7126 6
SEX OFFEND	435 4	2125 4	2055 7	10 7	4625 5	12 0	104 1	40 1	0 0	156 1	4781 4
OTHER	839 7	4191 7	1922 7	11 7	6963 7	160 7	945 6	383 5	1 5	1489 6	8452 7
Total reported	11978	58958	27529	147	98612	2443	17040	7152	22	26657	125269
Percent Reported	100.0	100.0	100.0	100.0	100.0	100.0	100.0	100.0	100.0	100.0	100.0
NOT REPORTED	0	1	0	0	1	0	0	0	0	0	1
Total	11978	58959	27529	147	98613	2443	17040	7152	22	26657	125270