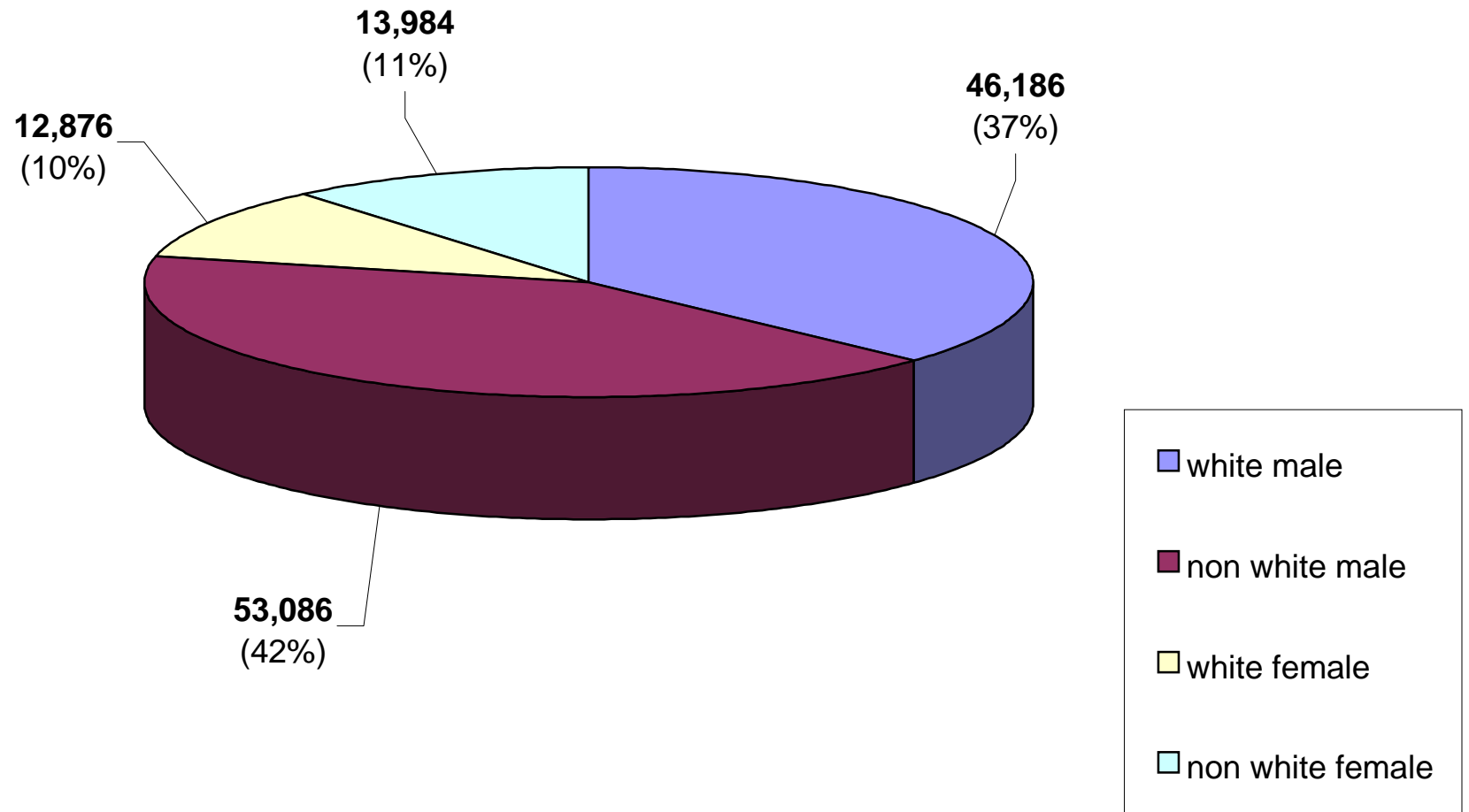
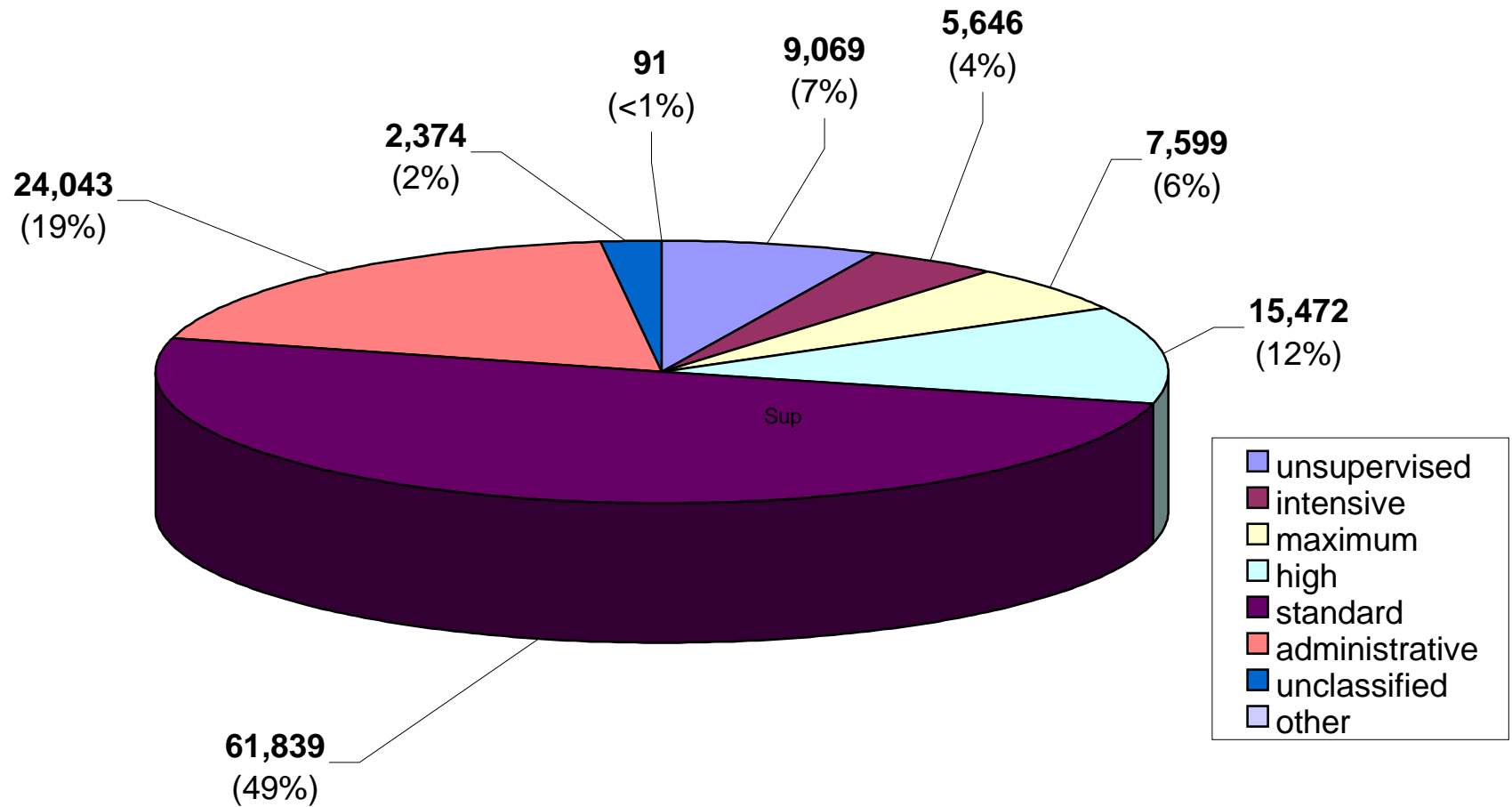


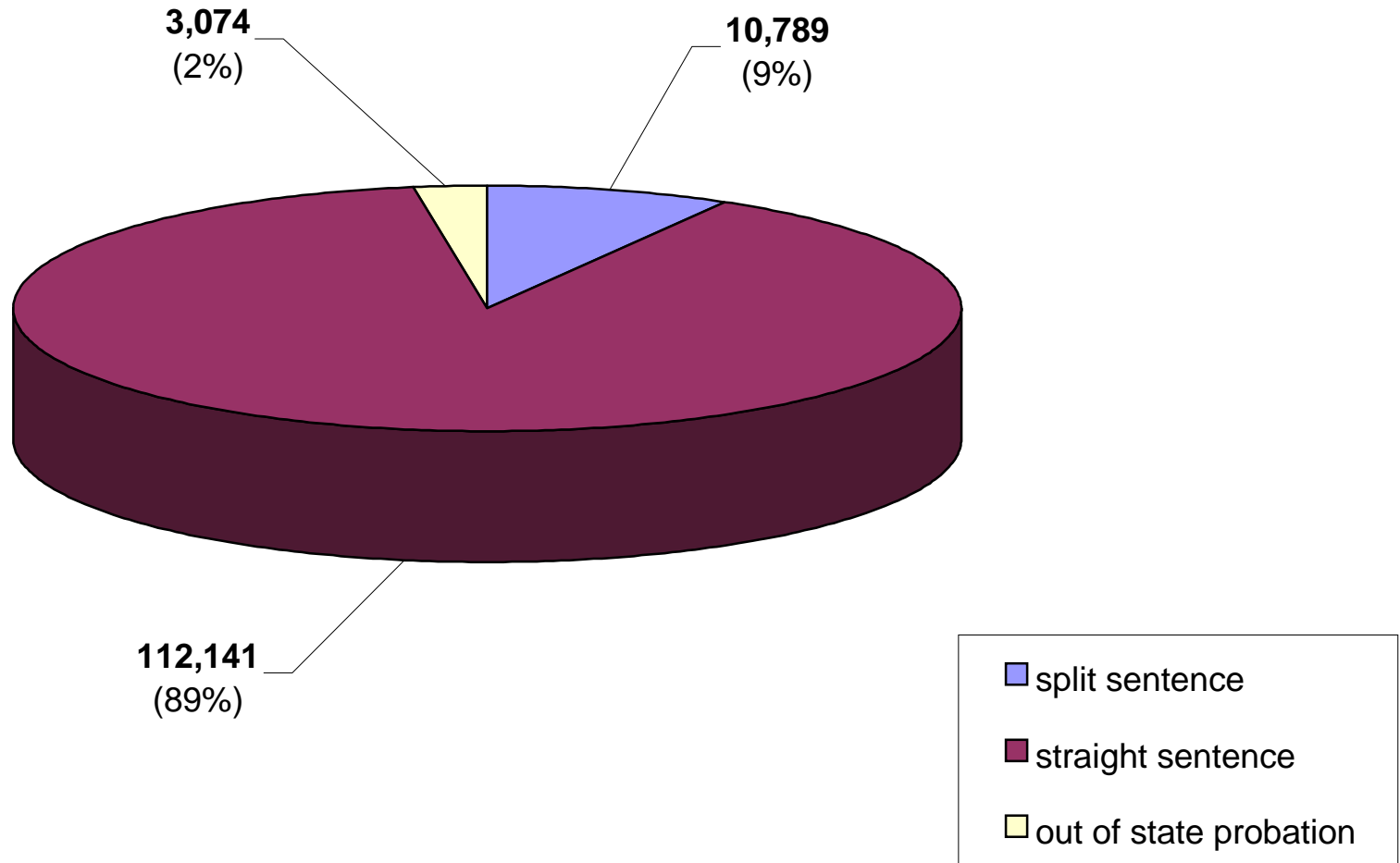
Active Probationers By Race & Gender



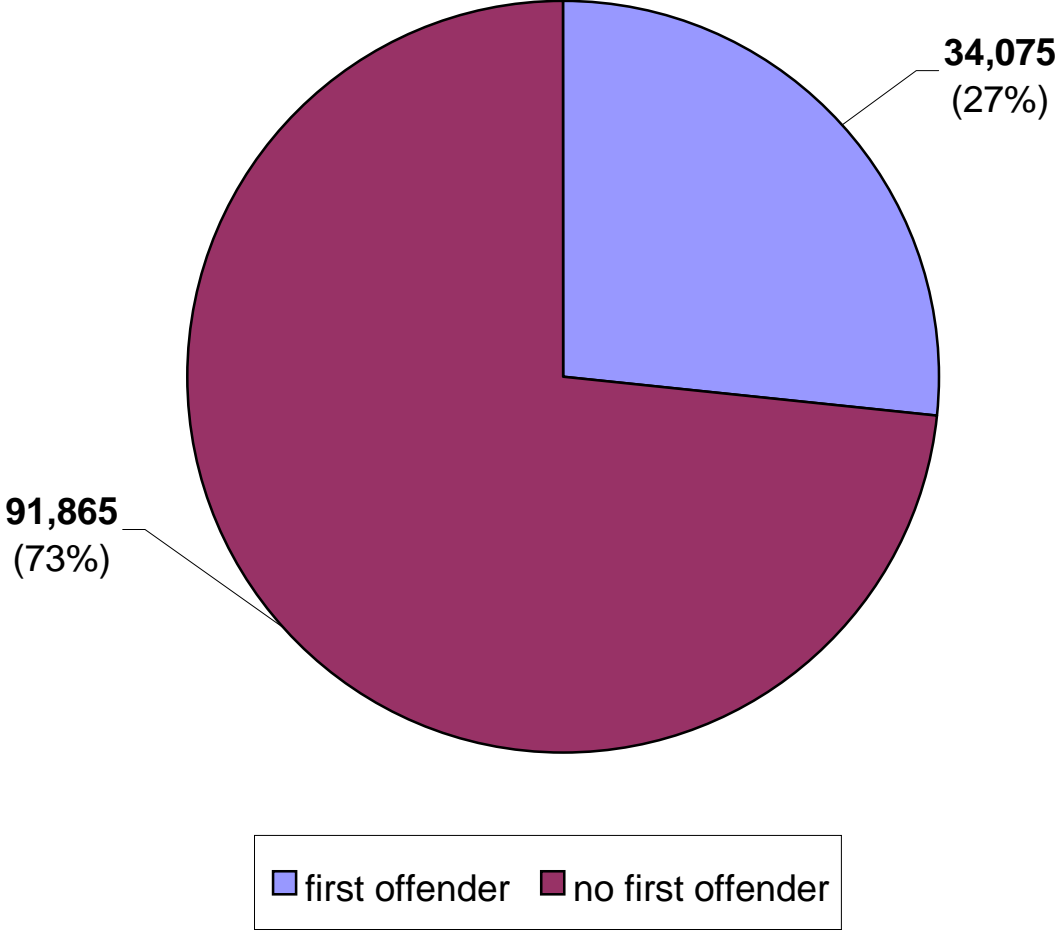
Active Probationers By Current Supervision Type



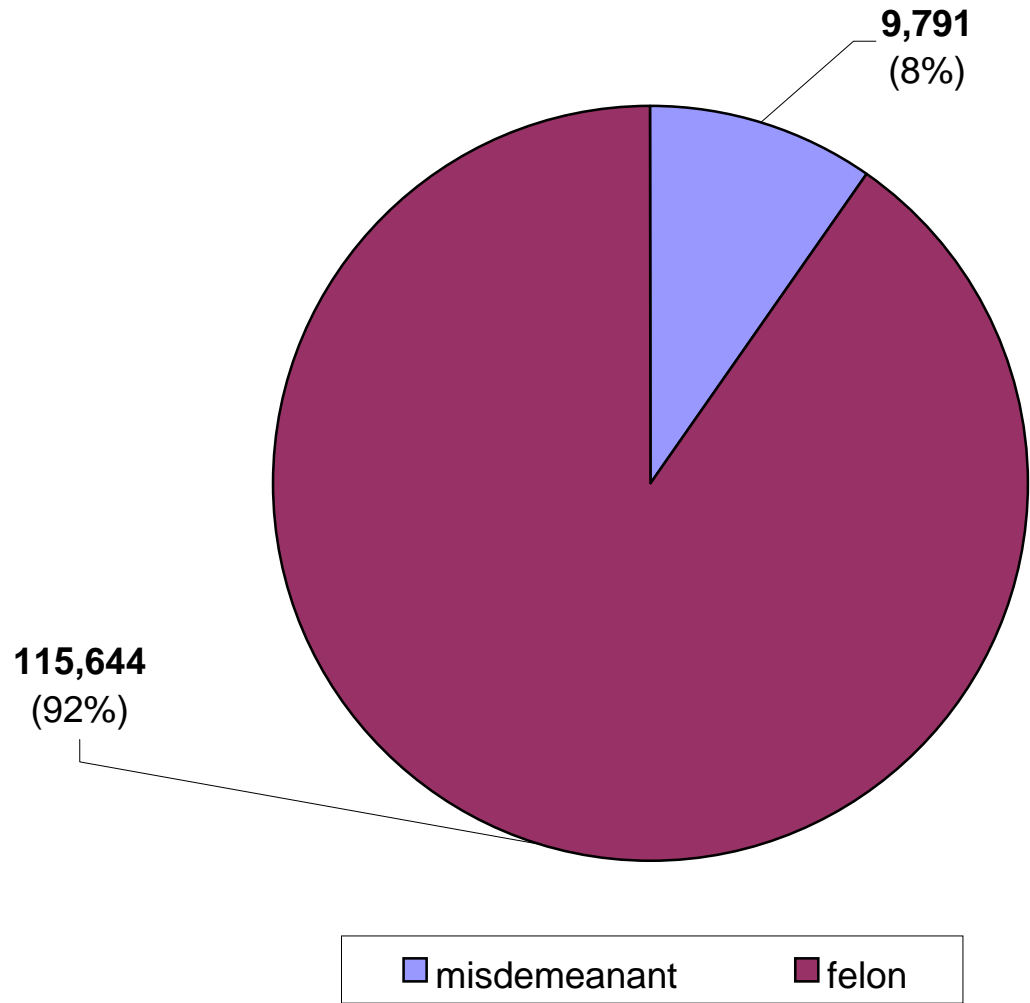
Active Probationers By Case Type



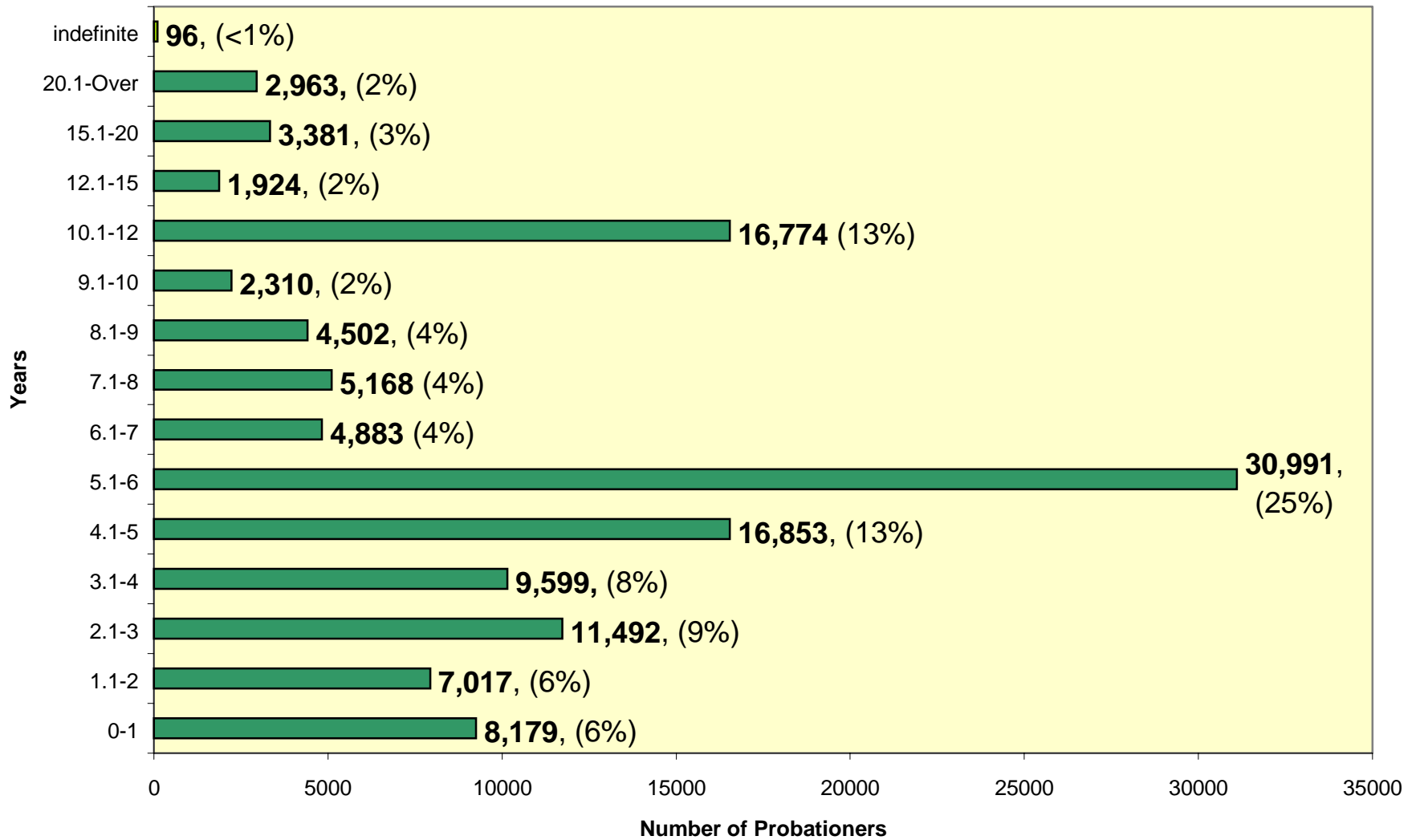
Active Probationers By First Offender Status



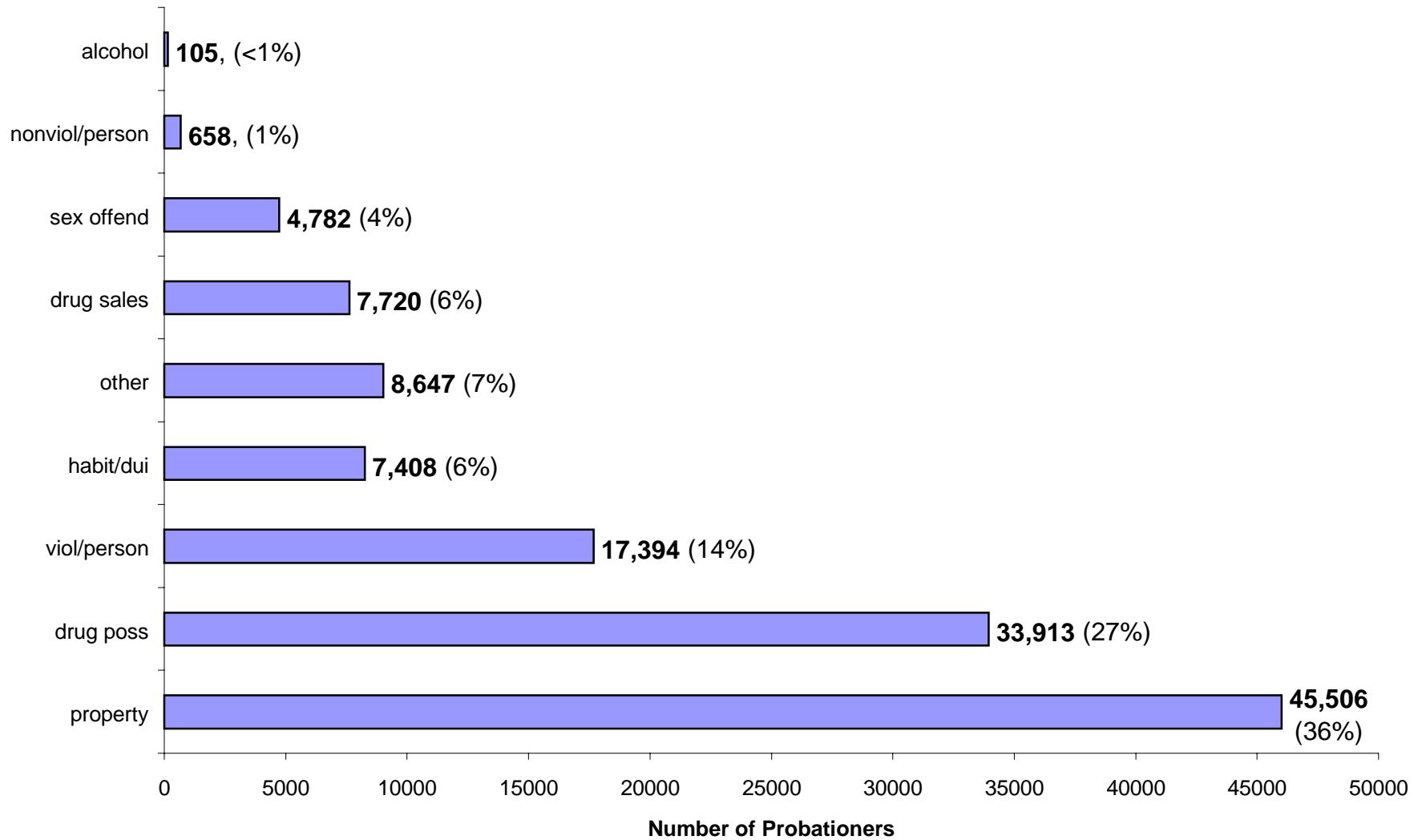
Active Probationer By Sentence Type



Active Probationers By Sentence Length



Active Probationers by Crime Type



Probationer Statistical Profile

Table of contents for Active & admin probationers, not in facilities

Title	Page
-----	----
RACE AND SEX	2
CURRENT SUPERVISION TYPE	3
ORIGINAL SUPERVISION TYPE	4
TOTAL RISK SCORE	5
TOTAL NEED SCORE	6
COUNTY OF CONVICTION	7
CIRCUIT OF CONVICTION	12
CIRCUIT OF CURRENT SUPERVISION	14
SENTENCE LENGTH	16
TIME SERVED	17
TIME LEFT TO SERVE	18
CASE TYPE	19
RELEASE TYPE	20
FIRST OFFENDER STATUS	21
TYPE PROBATIONER	22
MOST SERIOUS CRIME BY GROUP	23
MOST SERIOUS OFFENSE	24
MOST SERIOUS CRIME TYPE	35

Probationer Statistical Profile

Sample: Active & admin probationers, not in facilities Requestor: Statistics
 Act probationers 02/27/2001

RACE AND SEX by current age & sex

RACE AND SEX	M e n					W o m e n					Grand Total %
	age 00-21 %	age 22-39 %	age 40-98 %	age UNKWN %	Men Total %	age 00-21 %	age 22-39 %	age 40-98 %	age UNKWN %	Women Total %	
WHITE MALE	5410 45	26910 45	13766 50	100 66	46186 47	0 0	0 0	0 0	0 0	0 0	46186 37
NON WHITE MALE	6688 55	32505 55	13842 50	51 34	53086 53	0 0	0 0	0 0	0 0	0 0	53086 42
WHITE FEMALE	0 0	0 0	0 0	0 0	0 0	1113 45	8050 47	3699 52	14 61	12876 48	12876 10
NON WHITE FEMALE	0 0	0 0	0 0	0 0	0 0	1378 55	9119 53	3478 48	9 39	13984 52	13984 11
Total reported	12098	59415	27608	151	99272	2491	17169	7177	23	26860	126132
Percent Reported	100.0	100.0	100.0	100.0	100.0	100.0	100.0	100.0	100.0	100.0	100.0
NOT REPORTED	0	0	1	0	1	0	0	0	0	0	1
Total	12098	59415	27609	151	99273	2491	17169	7177	23	26860	126133
AVERAGE W-AGE	19.84	29.81	47.56	***	33.54	19.87	30.47	46.19	***	33.69	33.57

*** Average age excludes missing dates of birth

Probationer Statistical Profile

Sample: Active & admin probationers, not in facilities
Act probationers 02/27/2001

Requestor: Statistics

CURRENT SUPERVISION TYPE by current age & sex

SUPERVISION TYPE	Men							Women							Grand Total %
	age 00-21 %	age 22-39 %	age 40-98 %	age UNKWN %	Men Total %	age 00-21 %	age 22-39 %	age 40-98 %	age UNKWN %	Women Total %					
UNSUPERVISED	326 3	4435 7	2406 9	14 9	7181 7	62 2	1213 7	610 8	3 13	1888 7	9069 7				
WARRANT	1 0	2 0	0 0	0 0	3 0	0 0	0 0	0 0	0 0	0 0	3 0				
BC AFTERCARE	0 0	0 0	0 0	0 0	0 0	0 0	0 0	0 0	0 0	0 0	0 0				
HOME CONFINEMENT	0 0	4 0	1 0	0 0	5 0	0 0	1 0	0 0	0 0	1 0	6 0				
INTENSIVE	919 8	2704 5	948 3	7 5	4578 5	112 4	718 4	236 3	2 9	1068 4	5646 4				
MAXIMUM	705 6	4017 7	1921 7	14 9	6657 7	69 3	630 4	243 3	0 0	942 4	7599 6				
HIGH	1595 13	7941 13	3576 13	11 7	13123 13	208 8	1539 9	600 8	2 9	2349 9	15472 12				
MEDIUM	0 0	0 0	0 0	0 0	0 0	0 0	0 0	0 0	0 0	0 0	0 0				
STANDARD	6955 57	26882 45	11994 43	79 52	45910 46	1807 73	10103 59	4005 56	14 61	15929 59	61839 49				
ADMINISTRATIVE	1386 11	12204 21	6151 22	25 17	19766 20	215 9	2698 16	1362 19	2 9	4277 16	24043 19				
FINANCIAL	1 0	19 0	60 0	0 0	80 0	0 0	1 0	1 0	0 0	2 0	82 0				
OBSOLETE CODES	0 0	0 0	0 0	0 0	0 0	0 0	0 0	0 0	0 0	0 0	0 0				
UNCLASSIFIED	210 2	1207 2	552 2	1 1	1970 2	18 1	266 2	120 2	0 0	404 2	2374 2				
Total reported	12098	59415	27609	151	99273	2491	17169	7177	23	26860	126133				
Percent Reported	100.0	100.0	100.0	100.0	100.0	100.0	100.0	100.0	100.0	100.0	100.0				
NOT REPORTED	0	0	0	0	0	0	0	0	0	0	0				
Total	12098	59415	27609	151	99273	2491	17169	7177	23	26860	126133				

* NOTE: IN MARCH, 1994 COMMUNITY CORRECTIONS REDEFINED THEIR TYPES. MEDIUM AND MINIMUM WERE COLLAPSED INTO STANDARD AND MAXIMUM WAS COMBINED WITH HIGH

Probationer Statistical Profile

Sample: Active & admin probationers, not in facilities
Act probationers 02/27/2001

Requestor: Statistics

ORIGINAL SUPERVISION TYPE by current age & sex

SUPERVISION TYPE	Men					Women					Grand Total %
	age 00-21 %	age 22-39 %	age 40-98 %	age UNKWN %	Men Total %	age 00-21 %	age 22-39 %	age 40-98 %	age UNKWN %	Women Total %	
UNSUPERVISED	0 0	3 0	5 0	0 0	8 0	0 0	0 0	0 0	0 0	0 0	8 0
WARRANT	0 0	2 0	1 0	0 0	3 0	0 0	0 0	0 0	0 0	0 0	3 0
BC AFTERCARE	0 0	65 0	1 0	0 0	66 0	0 0	0 0	0 0	0 0	0 0	66 0
HOME CONFINEMENT	1 0	23 0	6 0	0 0	30 0	0 0	3 0	1 0	0 0	4 0	34 0
INTENSIVE	1223 10	5216 9	2124 8	25 17	8588 9	140 6	1350 8	567 8	4 17	2061 8	10649 8
MAXIMUM	628 5	4685 8	2781 10	17 11	8111 8	74 3	751 4	347 5	0 0	1172 4	9283 7
HIGH	1659 14	10274 17	4992 18	22 15	16947 17	225 9	2104 12	956 13	2 9	3287 12	20234 16
MEDIUM	2 0	591 1	445 2	0 0	1038 1	0 0	154 1	161 2	0 0	315 1	1353 1
STANDARD	7562 63	28921 49	12671 46	73 48	49227 50	1950 78	10991 64	4231 59	16 70	17188 64	66415 53
ADMINISTRATIVE	723 6	5325 9	2580 9	10 7	8638 9	80 3	973 6	498 7	1 4	1552 6	10190 8
FINANCIAL	1 0	27 0	69 0	0 0	97 0	0 0	1 0	2 0	0 0	3 0	100 0
OBSOLETE CODES	0 0	0 0	0 0	0 0	0 0	0 0	0 0	0 0	0 0	0 0	0 0
UNCLASSIFIED	299 2	4283 7	1934 7	4 3	6520 7	22 1	842 5	414 6	0 0	1278 5	7798 6
Total reported	12098	59415	27609	151	99273	2491	17169	7177	23	26860	126133
Percent Reported	100.0	100.0	100.0	100.0	100.0	100.0	100.0	100.0	100.0	100.0	100.0
NOT REPORTED	0	0	0	0	0	0	0	0	0	0	0
Total	12098	59415	27609	151	99273	2491	17169	7177	23	26860	126133

* NOTE: IN MARCH, 1994 COMMUNITY CORRECTIONS REDEFINED THEIR TYPES. MEDIUM AND MINIMUM WERE COLLAPSED INTO STANDARD AND MAXIMUM WAS COMBINED WITH HIGH

Probationer Statistical Profile

Sample: Active & admin probationers, not in facilities
Act probationers 02/27/2001

Requestor: Statistics

TOTAL RISK SCORE by current age & sex

SCORE	M e n					W o m e n					Grand Total %	
	age 00-21 %	age 22-39 %	age 40-98 %	age UNKWN %	Men Total %	age 00-21 %	age 22-39 %	age 40-98 %	age UNKWN %	Women Total %		
< 00 (ADMIN.)	0 0	0 0	0 0	0 0	0 0	0 0	0 0	0 0	0 0	0 0	0 0	0 0
00-07 (MINIMUM)	1 0	243 0	236 1	0 0	480 1	1 0	83 1	130 2	0 0	214 1	694 1	
08-14 (MEDIUM)	1 0	624 1	411 2	0 0	1036 1	0 0	164 1	132 2	0 0	296 1	1332 1	
15-24 (HIGH)	4 0	840 2	733 3	0 0	1577 2	0 0	179 1	140 2	0 0	319 1	1896 2	
25 & OVER (MAXIMUM)	2 0	700 1	592 2	0 0	1294 1	2 0	83 1	59 1	0 0	144 1	1438 1	
NO SCORE, DIRECT ASG	11867100	52195 96	23326 92	150100	87538 95	2469100	15522 97	6130 93	23100	24144 96	111682 95	
Total reported	11875	54602	25298	150	91925	2472	16031	6591	23	25117	117042	
Percent Reported	98.2	91.9	91.6	99.3	92.6	99.2	93.4	91.8	100.0	93.5	92.8	
NOT REPORTED	223	4813	2311	1	7348	19	1138	586	0	1743	9091	
Total	12098	59415	27609	151	99273	2491	17169	7177	23	26860	126133	

* NOTE: IN MARCH, 1990 THE CATEGORIES "DIRECT ASSIGNMENT TO SUPERVISION LEVEL" AND "NEGATIVE SCORES, ADMINISTRATIVE LEVEL" WERE ADDED TO RISK & NEED

Probationer Statistical Profile

Sample: Active & admin probationers, not in facilities
Act probationers 02/27/2001

Requestor: Statistics

TOTAL NEED SCORE by current age & sex

SCORE	M e n					W o m e n					Grand Total %
	age 00-21 %	age 22-39 %	age 40-98 %	age UNKWN %	Men Total %	age 00-21 %	age 22-39 %	age 40-98 %	age UNKWN %	Women Total %	
< 00 (ADMIN.)	0 0	6 0	6 0	0 0	12 0	0 0	5 0	4 0	0 0	9 0	21 0
00-07 (MINIMUM)	2 0	487 1	358 1	0 0	847 1	1 0	113 1	107 2	0 0	221 1	1068 1
08-14 (MEDIUM)	1 0	927 2	741 3	0 0	1669 2	1 0	184 1	167 3	0 0	352 1	2021 2
15-24 (HIGH)	4 0	835 2	713 3	0 0	1552 2	1 0	168 1	149 2	0 0	318 1	1870 2
25 & OVER (MAXIMUM)	1 0	152 0	154 1	0 0	307 0	0 0	39 0	34 1	0 0	73 0	380 0
NO SCORE, DIRECT ASG	11867100	52195 96	23326 92	150100	87538 95	2469100	15522 97	6130 93	23100	24144 96	111682 95
Total reported	11875	54602	25298	150	91925	2472	16031	6591	23	25117	117042
Percent Reported	98.2	91.9	91.6	99.3	92.6	99.2	93.4	91.8	100.0	93.5	92.8
NOT REPORTED	223	4813	2311	1	7348	19	1138	586	0	1743	9091
Total	12098	59415	27609	151	99273	2491	17169	7177	23	26860	126133

* NOTE: IN MARCH, 1990 THE CATEGORIES "DIRECT ASSIGNMENT TO SUPERVISION LEVEL" AND "NEGATIVE SCORES, ADMINISTRATIVE LEVEL" WERE ADDED TO RISK & NEED

Probationer Statistical Profile

Sample: Active & admin probationers, not in facilities
Act probationers 02/27/2001

Requestor: Statistics

COUNTY OF CONVICTION by current age & sex

COUNTY	Men							Women							Grand Total	%						
	age 00-21	%	age 22-39	%	age 40-98	%	UNKWN	Men Total	%	age 00-21	%	age 22-39	%	age 40-98			%	UNKWN	Women Total	%		
APPLING COUNTY	35	0	122	0	58	0	0	0	215	0	3	0	29	0	13	0	0	0	45	0	260	0
ATKINSON COUNTY	9	0	71	0	53	0	0	0	133	0	1	0	17	0	8	0	0	0	26	0	159	0
BACON COUNTY	10	0	52	0	24	0	0	0	86	0	1	0	11	0	7	0	0	0	19	0	105	0
BAKER COUNTY	6	0	40	0	21	0	0	0	67	0	1	0	5	0	1	0	0	0	7	0	74	0
BALDWIN COUNTY	148	1	605	1	228	1	0	0	981	1	25	1	166	1	62	1	0	0	253	1	1234	1
BANKS COUNTY	36	0	146	0	77	0	1	1	260	0	11	0	44	0	17	0	0	0	72	0	332	0
BARROW COUNTY	64	1	427	1	206	1	1	1	698	1	19	1	117	1	50	1	0	0	186	1	884	1
BARTOW COUNTY	122	1	906	2	467	2	1	1	1496	2	23	1	260	2	99	1	0	0	382	1	1878	1
BEN HILL COUNTY	23	0	155	0	64	0	1	1	243	0	6	0	42	0	17	0	0	0	65	0	308	0
BERRIEN COUNTY	18	0	143	0	73	0	1	1	235	0	6	0	34	0	17	0	0	0	57	0	292	0
BIBB COUNTY	266	2	1628	3	759	3	3	2	2656	3	73	3	569	3	234	3	0	0	876	3	3532	3
BLECKLEY COUNTY	32	0	131	0	40	0	0	0	203	0	2	0	29	0	13	0	0	0	44	0	247	0
BRANTLEY COUNTY	14	0	65	0	42	0	0	0	121	0	2	0	12	0	6	0	0	0	20	0	141	0
BROOKS COUNTY	54	0	178	0	73	0	1	1	306	0	1	0	38	0	14	0	0	0	53	0	359	0
BRYAN COUNTY	17	0	70	0	38	0	1	1	126	0	1	0	15	0	15	0	1	4	32	0	158	0
BULLOCH COUNTY	169	1	535	1	162	1	0	0	866	1	40	2	168	1	53	1	0	0	261	1	1127	1
BURKE COUNTY	34	0	129	0	53	0	0	0	216	0	1	0	28	0	11	0	0	0	40	0	256	0
BUTTS COUNTY	33	0	175	0	70	0	0	0	278	0	3	0	39	0	17	0	0	0	59	0	337	0
CALHOUN COUNTY	10	0	68	0	36	0	0	0	114	0	3	0	23	0	10	0	0	0	36	0	150	0
CAMDEN COUNTY	48	0	207	0	77	0	2	1	334	0	4	0	36	0	20	0	1	4	61	0	395	0
CANDLER COUNTY	14	0	68	0	30	0	1	1	113	0	4	0	28	0	11	0	0	0	43	0	156	0
CARROLL COUNTY	111	1	423	1	203	1	3	2	740	1	26	1	134	1	61	1	0	0	221	1	961	1
CATOOSA COUNTY	74	1	309	1	125	0	0	0	508	1	17	1	123	1	44	1	0	0	184	1	692	1
CHARLTON COUNTY	8	0	44	0	28	0	0	0	80	0	2	0	4	0	3	0	0	0	9	0	89	0
CHATHAM COUNTY	369	3	1364	2	642	2	5	3	2380	2	90	4	602	4	260	4	1	4	953	4	3333	3
CHATTAHOOCHEE COUNTY	6	0	14	0	9	0	0	0	29	0	1	0	1	0	4	0	0	0	6	0	35	0
CHATTOOGA COUNTY	40	0	207	0	109	0	0	0	356	0	8	0	65	0	33	0	0	0	106	0	462	0
CHEROKEE COUNTY	220	2	757	1	349	1	5	3	1331	1	45	2	211	1	95	1	1	4	352	1	1683	1
CLARKE COUNTY	147	1	598	1	210	1	3	2	958	1	31	1	179	1	51	1	0	0	261	1	1219	1
CLAY COUNTY	9	0	41	0	18	0	0	0	68	0	1	0	9	0	7	0	0	0	17	0	85	0
CLAYTON COUNTY	258	2	833	1	379	1	0	0	1470	1	92	4	382	2	124	2	0	0	598	2	2068	2
CLINCH COUNTY	16	0	101	0	67	0	0	0	184	0	1	0	19	0	14	0	0	0	34	0	218	0
COBB COUNTY	876	7	5018	8	2245	8	16	11	8155	8	193	8	1469	9	634	9	2	9	2298	9	10453	8
COFFEE COUNTY	43	0	241	0	130	0	2	1	416	0	8	0	84	0	32	0	0	0	124	0	540	0
COLQUITT COUNTY	114	1	535	1	222	1	3	2	874	1	17	1	108	1	55	1	1	4	181	1	1055	1

(continued)

Probationer Statistical Profile

Sample: Active & admin probationers, not in facilities
Act probationers 02/27/2001

Requestor: Statistics

COUNTY OF CONVICTION by current age & sex (CONTINUED)

COUNTY	Men							Women							Grand Total	%						
	age 00-21	%	age 22-39	%	age 40-98	%	UNKWN	Men Total	%	age 00-21	%	age 22-39	%	age 40-98			%	UNKWN	Women Total	%		
COLUMBIA COUNTY	104	1	363	1	140	1	0	0	607	1	25	1	89	1	53	1	0	0	167	1	774	1
COOK COUNTY	28	0	287	0	124	0	0	0	439	0	5	0	74	0	31	0	0	0	110	0	549	0
COWETA COUNTY	99	1	465	1	217	1	3	2	784	1	33	1	174	1	50	1	1	4	258	1	1042	1
CRAWFORD COUNTY	16	0	57	0	20	0	0	0	93	0	2	0	8	0	5	0	0	0	15	0	108	0
CRISP COUNTY	56	0	229	0	121	0	1	1	407	0	11	0	75	0	27	0	0	0	113	0	520	0
DADE COUNTY	23	0	114	0	53	0	0	0	190	0	1	0	39	0	12	0	0	0	52	0	242	0
DAWSON COUNTY	15	0	68	0	45	0	0	0	128	0	4	0	19	0	12	0	0	0	35	0	163	0
DECATUR COUNTY	37	0	337	1	169	1	1	1	544	1	9	0	90	1	38	1	0	0	137	1	681	1
DEKALB COUNTY	796	7	2773	5	1233	4	3	2	4805	5	174	7	857	5	295	4	1	4	1327	5	6132	5
DODGE COUNTY	35	0	158	0	92	0	2	1	287	0	9	0	52	0	26	0	0	0	87	0	374	0
DOOLY COUNTY	22	0	106	0	43	0	0	0	171	0	1	0	30	0	9	0	0	0	40	0	211	0
DOUGHERTY COUNTY	305	3	2053	3	908	3	2	1	3268	3	67	3	619	4	224	3	1	4	911	3	4179	3
DOUGLAS COUNTY	335	3	1596	3	822	3	2	1	2755	3	68	3	503	3	212	3	1	4	784	3	3539	3
EARLY COUNTY	45	0	141	0	70	0	1	1	257	0	4	0	42	0	19	0	0	0	65	0	322	0
ECHOLS COUNTY.	6	0	24	0	16	0	0	0	46	0	0	0	2	0	1	0	0	0	3	0	49	0
EFFINGHAM COUNTY	90	1	274	0	133	0	0	0	497	1	17	1	95	1	36	1	0	0	148	1	645	1
ELBERT COUNTY	26	0	237	0	122	0	0	0	385	0	5	0	63	0	26	0	0	0	94	0	479	0
EMANUEL COUNTY	30	0	117	0	49	0	0	0	196	0	4	0	30	0	15	0	1	4	50	0	246	0
EVANS COUNTY	12	0	40	0	19	0	0	0	71	0	3	0	6	0	0	0	0	0	9	0	80	0
FANNIN COUNTY	23	0	175	0	119	0	1	1	318	0	9	0	78	0	25	0	0	0	112	0	430	0
FAYETTE COUNTY	114	1	363	1	131	0	1	1	609	1	22	1	141	1	62	1	0	0	225	1	834	1
FLOYD COUNTY	116	1	816	1	452	2	1	1	1385	1	41	2	273	2	119	2	0	0	433	2	1818	1
FORSYTH COUNTY	70	1	369	1	197	1	1	1	637	1	12	0	110	1	58	1	1	4	181	1	818	1
FRANKLIN COUNTY	24	0	194	0	105	0	1	1	324	0	5	0	43	0	14	0	0	0	62	0	386	0
FULTON COUNTY	869	7	4811	8	2270	8	3	2	7953	8	101	4	967	6	494	7	1	4	1563	6	9516	8
GILMER COUNTY	53	0	272	0	154	1	1	1	480	0	9	0	89	1	51	1	0	0	149	1	629	0
GLASCOCK COUNTY	3	0	10	0	2	0	0	0	15	0	0	0	2	0	0	0	0	0	2	0	17	0
GLYNN COUNTY	160	1	698	1	340	1	0	0	1198	1	39	2	223	1	78	1	0	0	340	1	1538	1
GORDON COUNTY	51	0	537	1	270	1	1	1	859	1	20	1	189	1	74	1	0	0	283	1	1142	1
GRADY COUNTY	28	0	203	0	103	0	0	0	334	0	1	0	51	0	21	0	0	0	73	0	407	0
GREENE COUNTY	48	0	178	0	78	0	0	0	304	0	6	0	41	0	17	0	0	0	64	0	368	0
WINNETT COUNTY	536	4	2690	5	1074	4	7	5	4307	4	112	4	740	4	301	4	1	4	1154	4	5461	4
HABERSHAM COUNTY	27	0	104	0	73	0	0	0	204	0	11	0	32	0	9	0	0	0	52	0	256	0
HALL COUNTY	106	1	641	1	329	1	4	3	1080	1	42	2	233	1	97	1	0	0	372	1	1452	1
HANCOCK COUNTY	14	0	71	0	31	0	0	0	116	0	2	0	8	0	5	0	0	0	15	0	131	0

(continued)

Probationer Statistical Profile

Sample: Active & admin probationers, not in facilities
Act probationers 02/27/2001

Requestor: Statistics

COUNTY OF CONVICTION by current age & sex (CONTINUED)

COUNTY	Men					Women					Grand Total	%										
	age 00-21	age 22-39	age 40-98	age UNKWN	Men Total	age 00-21	age 22-39	age 40-98	age UNKWN	Women Total												
HARALSON COUNTY	29	0	181	0	137	0	2	1	349	0	7	0	41	0	16	0	0	0	64	0	413	0
HARRIS COUNTY	30	0	112	0	64	0	1	1	207	0	4	0	16	0	14	0	0	0	34	0	241	0
HART COUNTY	24	0	156	0	74	0	2	1	256	0	1	0	40	0	16	0	0	0	57	0	313	0
HEARD COUNTY	13	0	44	0	36	0	0	0	93	0	2	0	16	0	6	0	0	0	24	0	117	0
HENRY COUNTY	159	1	619	1	243	1	2	1	1023	1	28	1	166	1	70	1	0	0	264	1	1287	1
HOUSTON COUNTY	147	1	540	1	222	1	0	0	909	1	23	1	172	1	71	1	0	0	266	1	1175	1
IRWIN COUNTY	21	0	78	0	41	0	1	1	141	0	2	0	7	0	3	0	0	0	12	0	153	0
JACKSON COUNTY	56	0	280	0	157	1	0	0	493	0	14	1	93	1	41	1	1	4	149	1	642	1
JASPER COUNTY	16	0	58	0	39	0	0	0	113	0	0	0	16	0	7	0	0	0	23	0	136	0
JEFF DAVIS COUNTY	22	0	122	0	56	0	3	2	203	0	2	0	21	0	12	0	0	0	35	0	238	0
JEFFERSON COUNTY	57	0	172	0	102	0	1	1	332	0	3	0	44	0	18	0	0	0	65	0	397	0
JENKINS COUNTY	12	0	73	0	30	0	0	0	115	0	4	0	8	0	6	0	0	0	18	0	133	0
JOHNSON COUNTY	27	0	103	0	30	0	0	0	160	0	0	0	14	0	9	0	0	0	23	0	183	0
JONES COUNTY	46	0	239	0	94	0	1	1	380	0	4	0	43	0	24	0	0	0	71	0	451	0
LAMAR COUNTY	21	0	176	0	62	0	1	1	260	0	10	0	27	0	13	0	0	0	50	0	310	0
LANIER COUNTY	9	0	109	0	34	0	0	0	152	0	3	0	25	0	12	0	0	0	40	0	192	0
LAURENS COUNTY	57	0	358	1	165	1	1	1	581	1	7	0	75	0	27	0	1	4	110	0	691	1
LEE COUNTY	47	0	223	0	125	0	0	0	395	0	8	0	40	0	19	0	0	0	67	0	462	0
LIBERTY COUNTY	53	0	195	0	45	0	3	2	296	0	6	0	80	0	28	0	0	0	114	0	410	0
LINCOLN COUNTY	9	0	42	0	33	0	0	0	84	0	0	0	7	0	8	0	0	0	15	0	99	0
LONG COUNTY	5	0	28	0	18	0	1	1	52	0	2	0	6	0	5	0	0	0	13	0	65	0
LOWNDES COUNTY	232	2	943	2	388	1	2	1	1565	2	40	2	272	2	84	1	0	0	396	1	1961	2
LUMPKIN COUNTY	21	0	133	0	68	0	1	1	223	0	1	0	45	0	19	0	0	0	65	0	288	0
MACON COUNTY	29	0	173	0	119	0	0	0	321	0	2	0	37	0	24	0	0	0	63	0	384	0
MADISON COUNTY	27	0	199	0	114	0	3	2	343	0	5	0	49	0	18	0	0	0	72	0	415	0
MARION COUNTY	14	0	48	0	23	0	0	0	85	0	2	0	2	0	4	0	0	0	8	0	93	0
MCDUFFIE COUNTY	17	0	163	0	81	0	0	0	261	0	4	0	43	0	15	0	0	0	62	0	323	0
MCINTOSH COUNTY	11	0	77	0	48	0	0	0	136	0	2	0	22	0	15	0	0	0	39	0	175	0
MERIWETHER COUNTY	52	0	154	0	97	0	0	0	303	0	9	0	43	0	21	0	1	4	74	0	377	0
MILLER COUNTY	9	0	69	0	35	0	0	0	113	0	6	0	18	0	11	0	0	0	35	0	148	0
MITCHELL COUNTY	59	0	370	1	158	1	0	0	587	1	18	1	88	1	32	0	0	0	138	1	725	1
MONROE COUNTY	33	0	184	0	79	0	1	1	297	0	6	0	51	0	20	0	0	0	77	0	374	0
MONTGOMERY COUNTY	17	0	67	0	23	0	0	0	107	0	4	0	16	0	5	0	0	0	25	0	132	0
MORGAN COUNTY	25	0	167	0	74	0	1	1	267	0	5	0	19	0	11	0	0	0	35	0	302	0
MURRAY COUNTY	34	0	172	0	66	0	0	0	272	0	3	0	50	0	13	0	0	0	66	0	338	0

(continued)

Probationer Statistical Profile

Sample: Active & admin probationers, not in facilities
Act probationers 02/27/2001

Requestor: Statistics

COUNTY OF CONVICTION by current age & sex (CONTINUED)

COUNTY	Men							Women							Grand Total	%						
	age 00-21	%	age 22-39	%	age 40-98	%	UNKWN	Men Total	%	age 00-21	%	age 22-39	%	age 40-98			%	UNKWN	Women Total	%		
MUSCOGEE COUNTY	288	2	1444	2	668	2	2	1	2402	2	74	3	507	3	211	3	0	0	792	3	3194	3
NEWTON COUNTY	82	1	740	1	404	1	2	1	1228	1	20	1	200	1	89	1	1	4	310	1	1538	1
OCONEE COUNTY	16	0	59	0	37	0	0	0	112	0	3	0	18	0	3	0	0	0	24	0	136	0
OGLETHORPE COUNTY	16	0	110	0	56	0	1	1	183	0	2	0	16	0	12	0	0	0	30	0	213	0
PAULDING COUNTY	93	1	356	1	179	1	3	2	631	1	13	1	73	0	40	1	0	0	126	0	757	1
PEACH COUNTY	21	0	154	0	68	0	0	0	243	0	2	0	37	0	15	0	0	0	54	0	297	0
PICKENS COUNTY	40	0	178	0	102	0	1	1	321	0	7	0	66	0	23	0	0	0	96	0	417	0
PIERCE COUNTY	17	0	51	0	24	0	0	0	92	0	0	0	18	0	4	0	0	0	22	0	114	0
PIKE COUNTY	12	0	49	0	31	0	1	1	93	0	1	0	5	0	4	0	0	0	10	0	103	0
POLK COUNTY	37	0	322	1	196	1	1	1	556	1	1	0	67	0	35	0	0	0	103	0	659	1
PULASKI COUNTY	25	0	75	0	40	0	0	0	140	0	6	0	26	0	13	0	1	4	46	0	186	0
PUTNAM COUNTY	56	0	278	0	135	0	1	1	470	0	7	0	39	0	26	0	0	0	72	0	542	0
QUITMAN COUNTY	4	0	24	0	12	0	0	0	40	0	2	0	10	0	5	0	0	0	17	0	57	0
RABUN COUNTY	20	0	85	0	42	0	0	0	147	0	0	0	9	0	10	0	0	0	19	0	166	0
RANDOLPH COUNTY	18	0	83	0	33	0	0	0	134	0	3	0	26	0	17	0	0	0	46	0	180	0
RICHMOND COUNTY	278	2	1310	2	646	2	1	1	2235	2	94	4	470	3	204	3	0	0	768	3	3003	2
ROCKDALE COUNTY	97	1	370	1	146	1	0	0	613	1	21	1	109	1	54	1	0	0	184	1	797	1
SCHLEY COUNTY	18	0	64	0	31	0	0	0	113	0	0	0	18	0	6	0	0	0	24	0	137	0
SCREVEN COUNTY	45	0	176	0	88	0	0	0	309	0	5	0	61	0	31	0	0	0	97	0	406	0
SEMINOLE COUNTY	31	0	109	0	54	0	1	1	195	0	7	0	33	0	10	0	0	0	50	0	245	0
SPALDING COUNTY	156	1	527	1	239	1	5	3	927	1	46	2	186	1	75	1	0	0	307	1	1234	1
STEPHENS COUNTY	27	0	155	0	69	0	1	1	252	0	6	0	42	0	18	0	0	0	66	0	318	0
STEWART COUNTY	6	0	86	0	59	0	0	0	151	0	0	0	14	0	8	0	0	0	22	0	173	0
SUMTER COUNTY	126	1	660	1	354	1	0	0	1140	1	21	1	190	1	89	1	0	0	300	1	1440	1
TALBOT COUNTY	7	0	36	0	17	0	0	0	60	0	0	0	4	0	4	0	0	0	8	0	68	0
TALIAFERRO COUNTY	1	0	7	0	4	0	1	1	13	0	0	0	1	0	1	0	0	0	2	0	15	0
TATNALL COUNTY	15	0	93	0	55	0	1	1	164	0	0	0	11	0	12	0	0	0	23	0	187	0
TAYLOR COUNTY	13	0	53	0	30	0	0	0	96	0	4	0	12	0	2	0	0	0	18	0	114	0
TELFAIR COUNTY	29	0	140	0	57	0	0	0	226	0	5	0	33	0	17	0	0	0	55	0	281	0
TERRELL COUNTY	40	0	165	0	52	0	1	1	258	0	12	0	51	0	20	0	0	0	83	0	341	0
THOMAS COUNTY	134	1	614	1	255	1	1	1	1004	1	25	1	145	1	57	1	0	0	227	1	1231	1
TIFT COUNTY	51	0	378	1	168	1	1	1	598	1	15	1	93	1	30	0	1	4	139	1	737	1
TOOMBS COUNTY	50	0	220	0	107	0	3	2	380	0	21	1	72	0	39	1	0	0	132	0	512	0
TOWNS COUNTY	15	0	53	0	18	0	0	0	86	0	1	0	15	0	7	0	0	0	23	0	109	0
TREUTLEN COUNTY	13	0	85	0	40	0	2	1	140	0	2	0	9	0	8	0	0	0	19	0	159	0

(continued)

Probationer Statistical Profile

Sample: Active & admin probationers, not in facilities
Act probationers 02/27/2001

Requestor: Statistics

COUNTY OF CONVICTION by current age & sex (CONTINUED)

COUNTY	Men							Women							Grand Total %
	age 00-21 %	age 22-39 %	age 40-98 %	age UNKWN %	Men Total %	age 00-21 %	age 22-39 %	age 40-98 %	age UNKWN %	Women Total %					
TROUP COUNTY	135 1	455 1	230 1	1 1	821 1	28 1	178 1	67 1	0 0	273 1	1094 1				
TURNER COUNTY	16 0	99 0	38 0	0 0	153 0	3 0	18 0	11 0	0 0	32 0	185 0				
TWIGGS COUNTY	5 0	77 0	33 0	1 1	116 0	2 0	20 0	9 0	0 0	31 0	147 0				
UNION COUNTY	17 0	78 0	41 0	0 0	136 0	7 0	25 0	12 0	0 0	44 0	180 0				
UPSON COUNTY	44 0	140 0	61 0	0 0	245 0	7 0	40 0	14 0	2 9	63 0	308 0				
WALKER COUNTY	72 1	382 1	183 1	1 1	638 1	13 1	110 1	41 1	0 0	164 1	802 1				
WALTON COUNTY	79 1	647 1	318 1	1 1	1045 1	14 1	145 1	52 1	0 0	211 1	1256 1				
WARE COUNTY	42 0	250 0	129 0	0 0	421 0	10 0	94 1	38 1	0 0	142 1	563 0				
WARREN COUNTY	10 0	42 0	23 0	1 1	76 0	0 0	5 0	2 0	0 0	7 0	83 0				
WASHINGTON COUNTY	39 0	151 0	73 0	0 0	263 0	5 0	43 0	26 0	0 0	74 0	337 0				
WAYNE COUNTY	25 0	152 0	78 0	0 0	255 0	2 0	48 0	26 0	0 0	76 0	331 0				
WEBSTER COUNTY	4 0	37 0	27 0	0 0	68 0	0 0	6 0	0 0	0 0	6 0	74 0				
WHEELER COUNTY	4 0	31 0	23 0	0 0	58 0	0 0	10 0	7 0	0 0	17 0	75 0				
WHITE COUNTY	22 0	109 0	67 0	0 0	198 0	3 0	35 0	14 0	0 0	52 0	250 0				
WHITFIELD COUNTY	159 1	723 1	297 1	0 0	1179 1	38 2	243 1	84 1	0 0	365 1	1544 1				
WILCOX COUNTY	9 0	48 0	18 0	2 1	77 0	1 0	9 0	1 0	0 0	11 0	88 0				
WILKES COUNTY	15 0	86 0	43 0	0 0	144 0	2 0	13 0	10 0	0 0	25 0	169 0				
WILKINSON COUNTY	21 0	80 0	46 0	0 0	147 0	4 0	19 0	11 0	0 0	34 0	181 0				
WORTH COUNTY	41 0	187 0	98 0	0 0	326 0	9 0	33 0	22 0	0 0	64 0	390 0				
OUT OF STATE	227 2	1523 3	570 2	1 1	2321 2	44 2	489 3	184 3	0 0	717 3	3038 2				
Total reported	12098	59410	27603	151	99262	2491	17168	7175	23	26857	126119				
Percent Reported	100.0	100.0	100.0	100.0	100.0	100.0	100.0	100.0	100.0	100.0	100.0				
NOT REPORTED	0	5	6	0	11	0	1	2	0	3	14				
Total	12098	59415	27609	151	99273	2491	17169	7177	23	26860	126133				

Probationer Statistical Profile

Sample: Active & admin probationers, not in facilities
Act probationers 02/27/2001

Requestor: Statistics

CIRCUIT OF CONVICTION by current age & sex

CIRCUIT	Men							Women							Grand Total	%						
	age 00-21	age 22-39	age 40-98	age UNKWN	Men Total	Men %	age 00-21	age 22-39	age 40-98	age UNKWN	Women Total	Women %										
ALAPAHA CIRCUIT	81	1	712	1	351	1	1	1	1145	1	17	1	169	1	82	1	0	0	268	1	1413	1
ALCOVY CIRCUIT	162	1	1394	2	725	3	3	2	2284	2	34	1	346	2	143	2	1	4	524	2	2808	2
ATLANTA CIRCUIT	869	7	4810	8	2270	8	3	2	7952	8	101	4	967	6	494	7	1	4	1563	6	9515	8
ATLANTIC CIRCUIT	113	1	503	1	223	1	6	4	845	1	14	1	140	1	75	1	1	4	230	1	1075	1
AUGUSTA CIRCUIT	416	3	1802	3	839	3	1	1	3058	3	120	5	587	3	268	4	0	0	975	4	4033	3
BLUE RIDGE CIRCUIT	220	2	757	1	349	1	5	3	1331	1	45	2	211	1	95	1	1	4	352	1	1683	1
BRUNSWICK CIRCUIT	290	2	1301	2	609	2	5	3	2205	2	50	2	357	2	149	2	1	4	557	2	2762	2
CHATTAHOOCHEE CIRCUIT	358	3	1707	3	811	3	3	2	2879	3	85	3	542	3	239	3	0	0	866	3	3745	3
CHEROKEE CIRCUIT	173	1	1443	2	737	3	2	1	2355	2	43	2	449	3	173	2	0	0	665	2	3020	2
CLAYTON CIRCUIT	258	2	831	1	378	1	0	0	1467	1	91	4	382	2	124	2	0	0	597	2	2064	2
COBB CIRCUIT	876	7	5015	8	2244	8	16	11	8151	8	193	8	1469	9	633	9	2	9	2297	9	10448	8
CONASAUGA CIRCUIT	193	2	895	2	363	1	0	0	1451	1	41	2	293	2	97	1	0	0	431	2	1882	2
CORDELE CIRCUIT	110	1	538	1	246	1	4	3	898	1	19	1	156	1	54	1	0	0	229	1	1127	1
COWETA CIRCUIT	410	3	1541	3	783	3	7	5	2741	3	98	4	545	3	205	3	2	9	850	3	3591	3
DOUGHERTY CIRCUIT	305	3	2053	3	908	3	2	1	3268	3	67	3	619	4	224	3	1	4	911	3	4179	3
DUBLIN CIRCUIT	102	1	623	1	268	1	4	3	997	1	11	0	118	1	53	1	1	4	183	1	1180	1
EASTERN CIRCUIT	369	3	1364	2	642	2	5	3	2380	2	90	4	602	4	260	4	1	4	953	4	3333	3
FLINT CIRCUIT	91	1	740	1	307	1	2	1	1140	1	15	1	181	1	82	1	0	0	278	1	1418	1
GRIFFIN CIRCUIT	326	3	1079	2	462	2	7	5	1874	2	76	3	372	2	155	2	2	9	605	2	2479	2
GWINNETT CIRCUIT	536	4	2690	5	1074	4	7	5	4307	4	112	5	740	4	301	4	1	4	1154	4	5461	4
HOUSTON CIRCUIT	147	1	540	1	222	1	0	0	909	1	23	1	172	1	71	1	0	0	266	1	1175	1
LOOKOUT MOUNTAIN CIR	209	2	1012	2	470	2	1	1	1692	2	39	2	337	2	130	2	0	0	506	2	2198	2
MACON CIRCUIT	303	3	1839	3	847	3	3	2	2992	3	77	3	614	4	254	4	0	0	945	4	3937	3
MIDDLE CIRCUIT	190	2	728	1	361	1	5	3	1284	1	37	2	217	1	109	2	1	4	364	1	1648	1
MOUNTAIN CIRCUIT	74	1	344	1	184	1	1	1	603	1	17	1	83	0	37	1	0	0	137	1	740	1
NORTHEASTERN CIRCUIT	121	1	709	1	374	1	4	3	1208	1	46	2	252	1	109	2	0	0	407	2	1615	1
NORTHERN CIRCUIT	117	1	896	2	471	2	7	5	1491	2	18	1	211	1	86	1	0	0	315	1	1806	1
OCMULGEE CIRCUIT	374	3	1676	3	725	3	3	2	2778	3	53	2	351	2	163	2	0	0	567	2	3345	3
OCONEE CIRCUIT	142	1	602	1	275	1	2	1	1021	1	26	1	166	1	81	1	1	4	274	1	1295	1
OGEECHEE CIRCUIT	316	3	1058	2	413	2	0	0	1787	2	66	3	332	2	126	2	0	0	524	2	2311	2
PATAULA CIRCUIT	156	1	632	1	274	1	3	2	1065	1	35	1	189	1	89	1	0	0	313	1	1378	1
PIEDMONT CIRCUIT	156	1	853	1	440	2	2	1	1451	1	44	2	254	1	108	2	1	4	407	2	1858	1
ROME CIRCUIT	116	1	816	1	452	2	1	1	1385	1	41	2	273	2	119	2	0	0	433	2	1818	1
SOUTH GEORGIA CIRCUIT	140	1	1018	2	487	2	1	1	1646	2	32	1	257	2	102	1	0	0	391	1	2037	2
SOUTHERN CIRCUIT	540	5	2294	4	954	3	7	5	3795	4	83	3	565	3	211	3	1	4	860	3	4655	4

(continued)

Probationer Statistical Profile

Sample: Active & admin probationers, not in facilities
Act probationers 02/27/2001

Requestor: Statistics

CIRCUIT OF CONVICTION by current age & sex (CONTINUED)

CIRCUIT	M e n							W o m e n							Grand Total %
	age 00-21	age 22-39	age 40-98	age UNKWN	Men Total	age 00-21	age 22-39	age 40-98	age UNKWN	Women Total					
SOUTHWESTERN CIRCUIT	230	1243	715	0	2188	31	305	146	0	482	2670				
STONE MOUNTAIN CIRCU	796	2773	1233	3	4805	174	857	295	1	1327	6132				
TALLAPOOSA CIRCUIT	159	859	512	6	1536	21	181	91	0	293	1829				
TIFTON CIRCUIT	129	742	345	2	1218	29	151	66	1	247	1465				
TOOMBS CIRCUIT	55	350	186	2	593	6	71	36	0	113	706				
WAYCROSS CIRCUIT	134	703	377	2	1216	23	223	90	0	336	1552				
WESTERN CIRCUIT	163	657	247	3	1070	34	197	54	0	285	1355				
ROCKDALE CIRCUIT	97	370	146	0	613	21	109	54	0	184	797				
DOUGLAS CIRCUIT	335	1596	822	2	2755	68	503	212	1	784	3539				
APPALACHIAN CIRCUIT	116	625	375	3	1119	25	233	99	0	357	1476				
ENOTAH CIRCUIT	75	373	194	1	643	12	120	52	0	184	827				
BELL-FORSYTH CIRCUIT	70	369	197	1	637	12	110	58	1	181	818				
Total reported	11718	57475	26887	148	96228	2415	16578	6954	23	25970	122198				
Percent Reported	96.9	96.7	97.4	98.0	96.9	96.9	96.6	96.9	100.0	96.7	96.9				
TOWALIGA CIRCUIT	155	414	147	2	718	32	102	38	0	172	890				
TOWALIGA CIRCUIT	227	1534	578	1	2340	45	490	187	0	722	3062				
Total	12098	59415	27609	151	99273	2491	17169	7177	23	26860	126133				

Probationer Statistical Profile

Sample: Active & admin probationers, not in facilities
Act probationers 02/27/2001

Requestor: Statistics

CIRCUIT OF CURRENT SUPERVISION by current age & sex

CIRCUIT	Men							Women							Grand Total	%						
	age 00-21	age 22-39	age 40-98	age UNKWN	Men Total	Men %	age 00-21	age 22-39	age 40-98	age UNKWN	Women Total	Women %										
ALAPAHA CIRCUIT	93	1	729	1	344	1	1	1	1167	1	16	1	168	1	85	1	0	0	269	1	1436	1
ALCOVY CIRCUIT	168	1	1351	2	677	2	3	2	2199	2	38	2	345	2	136	2	1	4	520	2	2719	2
ATLANTA CIRCUIT	987	8	5640	9	2592	9	3	2	9222	9	145	6	1297	8	601	8	1	4	2044	8	11266	9
ATLANTIC CIRCUIT	127	1	532	1	240	1	6	4	905	1	16	1	179	1	79	1	0	0	274	1	1179	1
AUGUSTA CIRCUIT	428	4	1914	3	894	3	2	1	3238	3	122	5	611	4	277	4	0	0	1010	4	4248	3
BLUE RIDGE CIRCUIT	180	1	711	1	330	1	4	3	1225	1	45	2	202	1	88	1	2	9	337	1	1562	1
BRUNSWICK CIRCUIT	291	2	1330	2	626	2	5	3	2252	2	52	2	379	2	157	2	1	4	589	2	2841	2
CHATTAHOOCHEE CIRCUIT	365	3	1756	3	842	3	3	2	2966	3	82	3	555	3	236	3	0	0	873	3	3839	3
CHEROKEE CIRCUIT	193	2	1482	2	739	3	3	2	2417	2	38	2	454	3	180	3	0	0	672	3	3089	2
CLAYTON CIRCUIT	267	2	924	2	380	1	0	0	1571	2	71	3	367	2	126	2	1	4	565	2	2136	2
COBB CIRCUIT	863	7	4834	8	2077	8	13	9	7787	8	169	7	1314	8	582	8	1	4	2066	8	9853	8
CONASAUGA CIRCUIT	215	2	979	2	402	1	0	0	1596	2	45	2	323	2	106	1	0	0	474	2	2070	2
CORDELE CIRCUIT	102	1	508	1	236	1	4	3	850	1	20	1	147	1	53	1	0	0	220	1	1070	1
COWETA CIRCUIT	420	3	1589	3	826	3	7	5	2842	3	103	4	572	3	222	3	2	9	899	3	3741	3
DOUGHERTY CIRCUIT	320	3	2079	4	911	3	3	2	3313	3	70	3	625	4	227	3	1	4	923	3	4236	3
DUBLIN CIRCUIT	96	1	620	1	278	1	4	3	998	1	12	0	130	1	54	1	1	4	197	1	1195	1
EASTERN CIRCUIT	386	3	1456	2	665	2	5	3	2512	3	93	4	598	3	260	4	1	4	952	4	3464	3
FLINT CIRCUIT	146	1	605	1	259	1	1	1	1011	1	28	1	180	1	68	1	0	0	276	1	1287	1
GRIFFIN CIRCUIT	311	3	1005	2	483	2	8	5	1807	2	75	3	336	2	124	2	2	9	537	2	2344	2
GWINNETT CIRCUIT	568	5	2853	5	1100	4	6	4	4527	5	122	5	801	5	317	4	1	4	1241	5	5768	5
HOUSTON CIRCUIT	138	1	510	1	218	1	0	0	866	1	20	1	167	1	65	1	0	0	252	1	1118	1
LOOKOUT MOUNTAIN CIR	210	2	1023	2	491	2	1	1	1725	2	37	1	345	2	133	2	0	0	515	2	2240	2
MACON CIRCUIT	331	3	1919	3	891	3	4	3	3145	3	89	4	639	4	276	4	0	0	1004	4	4149	3
MIDDLE CIRCUIT	192	2	749	1	392	1	4	3	1337	1	34	1	236	1	111	2	1	4	382	1	1719	1
MOUNTAIN CIRCUIT	77	1	376	1	199	1	1	1	653	1	17	1	98	1	49	1	0	0	164	1	817	1
NORTHEASTERN CIRCUIT	143	1	816	1	390	1	6	4	1355	1	46	2	293	2	132	2	0	0	471	2	1826	1
NORTHERN CIRCUIT	140	1	909	2	487	2	6	4	1542	2	25	1	243	1	88	1	1	4	357	1	1899	2
OCMULGEE CIRCUIT	359	3	1572	3	687	2	1	1	2619	3	52	2	338	2	166	2	0	0	556	2	3175	3
OCONEE CIRCUIT	135	1	576	1	261	1	2	1	974	1	23	1	152	1	86	1	1	4	262	1	1236	1
OGEECHEE CIRCUIT	291	2	1005	2	419	2	0	0	1715	2	64	3	328	2	128	2	1	4	521	2	2236	2
PATAULA CIRCUIT	152	1	665	1	297	1	2	1	1116	1	36	1	188	1	91	1	0	0	315	1	1431	1
PIEDMONT CIRCUIT	143	1	847	1	432	2	2	1	1424	1	39	2	248	1	98	1	0	0	385	1	1809	1
ROME CIRCUIT	126	1	829	1	447	2	1	1	1403	1	41	2	277	2	119	2	0	0	437	2	1840	1
SOUTH GEORGIA CIRCUIT	144	1	1044	2	488	2	2	1	1678	2	35	1	270	2	104	1	0	0	409	2	2087	2
SOUTHERN CIRCUIT	530	4	2283	4	977	4	6	4	3796	4	83	3	558	3	208	3	1	4	850	3	4646	4
SOUTHWESTERN CIRCUIT	228	2	1183	2	677	2	0	0	2088	2	28	1	305	2	145	2	0	0	478	2	2566	2

(continued)

Probationer Statistical Profile

Sample: Active & admin probationers, not in facilities
Act probationers 02/27/2001

Requestor: Statistics

CIRCUIT OF CURRENT SUPERVISION by current age & sex (CONTINUED)

CIRCUIT	M e n								W o m e n								Grand Total %					
	age 00-21	%	age 22-39	%	age 40-98	%	age UNKWN	%	Men Total	%	age 00-21	%	age 22-39	%	age 40-98	%		age UNKWN	%	Women Total	%	
STONE MOUNTAIN CIRCU	844	7	3132	5	1366	5	3	2	5345	5	187	8	941	5	337	5	0	0	1465	5	6810	5
TALLAPOOSA CIRCUIT	168	1	937	2	550	2	6	4	1661	2	27	1	235	1	107	1	0	0	369	1	2030	2
TIFTON CIRCUIT	134	1	756	1	362	1	2	1	1254	1	27	1	162	1	71	1	1	4	261	1	1515	1
TOOMBS CIRCUIT	56	0	338	1	178	1	1	1	573	1	8	0	70	0	38	1	0	0	116	0	689	1
WAYCROSS CIRCUIT	141	1	744	1	400	1	3	2	1288	1	24	1	216	1	95	1	0	0	335	1	1623	1
WESTERN CIRCUIT	154	1	671	1	253	1	4	3	1082	1	31	1	174	1	60	1	0	0	265	1	1347	1
ROCKDALE CIRCUIT	88	1	401	1	167	1	1	1	657	1	23	1	121	1	49	1	0	0	193	1	850	1
DOUGLAS CIRCUIT	310	3	1395	2	723	3	3	2	2431	2	59	2	441	3	175	2	1	4	676	3	3107	2
APPALACHIAN CIRCUIT	111	1	623	1	374	1	4	3	1112	1	28	1	203	1	97	1	0	0	328	1	1440	1
ENOTAH CIRCUIT	70	1	367	1	203	1	1	1	641	1	16	1	110	1	59	1	0	0	185	1	826	1
Burruss SAI	61	1	320	1	165	1	2	1	548	1	10	0	101	1	54	1	1	4	166	1	714	1
Dodge SAI	87	1	509	1	205	1	2	1	803	1	20	1	120	1	57	1	0	0	197	1	1000	1
Total reported	12089		59396		27600		151		99236		2491		17162		7176		23		26852		126088	
Percent Reported	99.9		100.0		100.0		100.0		100.0		100.0		100.0		100.0		100.0		100.0		100.0	
Washington Det Ctr	9		19		9		0		37		0		7		1		0		8		45	
Total	12098		59415		27609		151		99273		2491		17169		7177		23		26860		126133	

Probationer Statistical Profile

Sample: Active & admin probationers, not in facilities
Act probationers 02/27/2001

Requestor: Statistics

SENTENCE LENGTH by current age & sex

SENTENCE (IN YEARS)	Men						Women						Grand Total %
	age 00-21 %	age 22-39 %	age 40-98 %	age UNKWN %	Men Total %	age 00-21 %	age 22-39 %	age 40-98 %	age UNKWN %	Women Total %			
0-1	1201 10	3679 6	1402 5	3 2	6285 6	351 14	1149 7	394 5	0 0	1894 7	8179 6		
1.1-2	1014 8	3078 5	1270 5	2 1	5364 5	290 12	1000 6	363 5	0 0	1653 6	7017 6		
2.1-3	1512 12	4983 8	2117 8	19 13	8631 9	427 17	1837 11	594 8	3 13	2861 11	11492 9		
3.1-4	988 8	4280 7	1875 7	15 10	7158 7	269 11	1608 9	561 8	3 13	2441 9	9599 8		
4.1-5	1637 14	8137 14	3583 13	20 13	13377 13	274 11	2310 13	889 12	3 13	3476 13	16853 13		
5.1-6	3114 26	14812 25	6437 23	47 31	24410 25	556 22	4315 25	1706 24	4 17	6581 25	30991 25		
6.1-7	372 3	2375 4	1101 4	8 5	3856 4	67 3	668 4	291 4	1 4	1027 4	4883 4		
7.1-8	356 3	2707 5	1177 4	3 2	4243 4	46 2	606 4	273 4	0 0	925 3	5168 4		
8.1-9	312 3	2221 4	1065 4	3 2	3601 4	47 2	567 3	286 4	1 4	901 3	4502 4		
9.1-10	132 1	1119 2	648 2	1 1	1900 2	13 1	261 2	136 2	0 0	410 2	2310 2		
10.1-12	1185 10	8048 14	4017 15	23 15	13273 13	131 5	2203 13	1159 16	8 35	3501 13	16774 13		
12.1-15	60 0	931 2	650 2	0 0	1641 2	5 0	150 1	128 2	0 0	283 1	1924 2		
15.1-20	123 1	1610 3	1141 4	3 2	2877 3	6 0	284 2	214 3	0 0	504 2	3381 3		
20.1-OVER	91 1	1413 2	1056 4	4 3	2564 3	9 0	211 1	179 2	0 0	399 1	2963 2		
INDEFINITE	1 0	21 0	70 0	0 0	92 0	0 0	0 0	4 0	0 0	4 0	96 0		
Total reported	12098	59414	27609	151	99272	2491	17169	7177	23	26860	126132		
Percent Reported	100.0	100.0	100.0	100.0	100.0	100.0	100.0	100.0	100.0	100.0	100.0		
NOT REPORTED	0	1	0	0	1	0	0	0	0	0	1		
Total	12098	59415	27609	151	99273	2491	17169	7177	23	26860	126133		
AVERAGE EXCLUDING INDEFINITE	4.86	6.08	6.75	5.90	6.12	3.96	5.48	6.33	6.29	5.57	6.00		

Probationer Statistical Profile

Sample: Active & admin probationers, not in facilities
Act probationers 02/27/2001

Requestor: Statistics

TIME SERVED by current age & sex

TIME SERVED (IN YRS)	M e n								W o m e n								Grand Total %					
	age 00-21	%	age 22-39	%	age 40-98	%	UNKWN	%	Total	%	age 00-21	%	age 22-39	%	age 40-98	%		UNKWN	%	Women Total %		
0-1	6083	50	15606	26	6307	23	14	9	28010	28	1360	55	5084	30	1734	24	1	4	8179	30	36189	29
1.1-2	3498	29	12935	22	5649	20	70	46	22152	22	651	26	3984	23	1478	21	12	52	6125	23	28277	22
2.1-3	1763	15	10195	17	4429	16	55	36	16442	17	369	15	3136	18	1174	16	8	35	4687	17	21129	17
3.1-4	629	5	7703	13	3464	13	8	5	11804	12	94	4	2139	12	936	13	1	4	3170	12	14974	12
4.1-5	88	1	5435	9	2529	9	3	2	8055	8	12	0	1261	7	674	9	0	0	1947	7	10002	8
5.1-6	17	0	2384	4	1233	4	0	0	3634	4	0	0	537	3	288	4	1	4	826	3	4460	4
6.1-7	4	0	1594	3	901	3	0	0	2499	3	0	0	316	2	222	3	0	0	538	2	3037	2
7.1-8	2	0	1085	2	737	3	0	0	1824	2	0	0	228	1	177	2	0	0	405	2	2229	2
8.1-9	1	0	809	1	590	2	1	1	1401	1	0	0	187	1	162	2	0	0	349	1	1750	1
9.1-10	6	0	739	1	621	2	0	0	1366	1	5	0	153	1	131	2	0	0	289	1	1655	1
10.1-12	7	0	480	1	478	2	0	0	965	1	0	0	71	0	97	1	0	0	168	1	1133	1
12.1-15	0	0	321	1	386	1	0	0	707	1	0	0	53	0	58	1	0	0	111	0	818	1
15.1-20	0	0	124	0	237	1	0	0	361	0	0	0	19	0	39	1	0	0	58	0	419	0
20.1-OVER	0	0	5	0	48	0	0	0	53	0	0	0	1	0	7	0	0	0	8	0	61	0
Total reported	12098		59415		27609		151		99273		2491		17169		7177		23		26860		126133	
Percent Reported	100.0		100.0		100.0		100.0		100.0		100.0		100.0		100.0		100.0		100.0		100.0	
NOT REPORTED	0		0		0		0		0		0		0		0		0		0		0	
Total	12098		59415		27609		151		99273		2491		17169		7177		23		26860		126133	
AVERAGE TIME SERVED	1.28		2.72		3.30		2.02		2.70		1.19		2.40		3.07		2.00		2.47		2.65	

Probationer Statistical Profile

Sample: Active & admin probationers, not in facilities
Act probationers 02/27/2001

Requestor: Statistics

TIME LEFT TO SERVE by current age & sex

TIME LEFT (IN YEARS)	M e n					W o m e n					Grand Total %
	age 00-21 %	age 22-39 %	age 40-98 %	age UNKWN %	Men Total %	age 00-21 %	age 22-39 %	age 40-98 %	age UNKWN %	Women Total %	
0-1	2269 19	13120 22	6181 22	22 15	21592 22	669 27	4006 23	1632 23	3 13	6310 23	27902 22
1.1-2	1840 15	10361 17	4774 17	22 15	16997 17	463 19	3372 20	1337 19	3 13	5175 19	22172 18
2.1-3	1956 16	9325 16	4053 15	35 23	15369 15	438 18	2714 16	1085 15	3 13	4240 16	19609 16
3.1-4	1732 14	7440 13	3403 12	29 19	12604 13	314 13	2074 12	871 12	4 17	3263 12	15867 13
4.1-5	1946 16	6517 11	2922 11	8 5	11393 11	332 13	1884 11	762 11	2 9	2980 11	14373 11
5.1-6	394 3	2659 4	1204 4	6 4	4263 4	57 2	678 4	324 5	1 4	1060 4	5323 4
6.1-7	377 3	2400 4	1159 4	1 1	3937 4	51 2	642 4	284 4	1 4	978 4	4915 4
7.1-8	410 3	1960 3	901 3	7 5	3278 3	48 2	522 3	243 3	3 13	816 3	4094 3
8.1-9	386 3	1695 3	842 3	11 7	2934 3	45 2	455 3	184 3	2 9	686 3	3620 3
9.1-10	510 4	1499 3	697 3	2 1	2708 3	54 2	413 2	185 3	1 4	653 2	3361 3
10.1-12	49 0	672 1	385 1	2 1	1108 1	5 0	117 1	79 1	0 0	201 1	1309 1
12.1-15	115 1	830 1	457 2	2 1	1404 1	3 0	133 1	85 1	0 0	221 1	1625 1
15.1-20	77 1	598 1	359 1	4 3	1038 1	9 0	101 1	62 1	0 0	172 1	1210 1
20.1-OVER	24 0	286 0	186 1	0 0	496 0	2 0	46 0	37 1	0 0	85 0	581 0
INDEFINITE	1 0	21 0	70 0	0 0	92 0	0 0	0 0	4 0	0 0	4 0	96 0
NONE	12 0	32 0	16 0	0 0	60 0	1 0	12 0	3 0	0 0	16 0	76 0
Total reported	12098	59415	27609	151	99273	2491	17169	7177	23	26860	126133
Percent Reported	100.0	100.0	100.0	100.0	100.0	100.0	100.0	100.0	100.0	100.0	100.0
NOT REPORTED	0	0	0	0	0	0	0	0	0	0	0
Total	12098	59415	27609	151	99273	2491	17169	7177	23	26860	126133
AVERAGE EXCLUDING INDEFINITE, NONE	3.62	3.54	3.70	3.89	3.59	2.79	3.21	3.47	4.29	3.24	3.52

Probationer Statistical Profile

Sample: Active & admin probationers, not in facilities
Act probationers 02/27/2001

Requestor: Statistics

CASE TYPE by current age & sex

CASE TYPE	M e n				W o m e n				Grand Total	%													
	age 00-21	age 22-39	age 40-98	age UNKWN	Men Total	age 00-21	age 22-39	age 40-98			age UNKWN	Women Total											
PRESENTENCE	0	0	0	0	0	0	0	0	0	0	0	0											
SPLIT SENTENCE	185	2	5524	9	3875	14	4	3	9588	10	10	0	1201	4	10789	9							
STRAIGHT SENTENCE	11683	97	52303	88	23083	84	146	97	87215	88	2437	98	16001	93	6465	90	23100	24926	93	112141	89		
ABANDONMENT&BASTARDY	1	0	24	0	65	0	0	0	90	0	0	0	1	0	1	0	0	0	0	2	0	92	0
OUT OF STATE PROB	227	2	1541	3	579	2	1	1	2348	2	44	2	493	3	189	3	0	0	0	726	3	3074	2
OUT OF STATE A&B	0	0	0	0	1	0	0	0	1	0	0	0	0	0	0	0	0	0	0	0	0	1	0
SUSPENDED SENTENCE	2	0	23	0	6	0	0	0	31	0	0	0	3	0	2	0	0	0	0	5	0	36	0
Total reported	12098		59415		27609		151		99273		2491		17169		7177		23		26860		126133		
Percent Reported	100.0		100.0		100.0		100.0		100.0		100.0		100.0		100.0		100.0		100.0		100.0		
NOT REPORTED	0		0		0		0		0		0		0		0		0		0		0		
Total	12098		59415		27609		151		99273		2491		17169		7177		23		26860		126133		

Probationer Statistical Profile

Sample: Active & admin probationers, not in facilities
Act probationers 02/27/2001

Requestor: Statistics

RELEASE TYPE by current age & sex

RELEASE TYPE	M e n					W o m e n					Grand	
	age 00-21	age 22-39	age 40-98	age UNKWN	Men Total	age 00-21	age 22-39	age 40-98	age UNKWN	Women Total	Total	%
TRANSF OUT OF STATE	0	0	0	0	0	0	0	0	0	0	0	0
REVOKED (TECHNICAL)	0	0	0	0	0	0	0	0	0	0	0	0
REVOKED (NEW SENT)	0	0	0	0	0	0	0	0	0	0	0	0
REVOKED (NEW CRIME)	0	0	0	0	0	0	0	0	0	0	0	0
ABSCONDED (TOLLED)	0	0	0	0	0	0	0	0	0	0	0	0
ABSCONDED (NON-TOLL)	0	0	0	0	0	0	0	0	0	0	0	0
TERMINATED BY COURT	0	0	0	0	0	0	0	0	0	0	0	0
OUT OF STATE TERM	0	0	0	0	0	0	0	0	0	0	0	0
DEATH	0	0	0	0	0	0	0	0	0	0	0	0
FINAN OBLIG COMPLETE	0	0	0	0	0	0	0	0	0	0	0	0
OTHER	0	0	0	0	0	0	0	0	0	0	0	0
NORMAL RELEASE	0	0	0	0	0	0	0	0	0	0	0	0
A & B SPECIAL TERM	0	0	0	0	0	0	0	0	0	0	0	0
INDEP JURISDICTION	0	0	0	0	0	0	0	0	0	0	0	0
ACTIVE	12098	15100	27609	151100	99273	2491	17169	7177	23100	26860	126133	100.0
Total reported	12098	59415	27609	151	99273	2491	17169	7177	23	26860	126133	100.0
Percent Reported	100.0	100.0	100.0	100.0	100.0	100.0	100.0	100.0	100.0	100.0	100.0	100.0
NOT REPORTED	0	0	0	0	0	0	0	0	0	0	0	0
Total	12098	59415	27609	151	99273	2491	17169	7177	23	26860	126133	100.0

Probationer Statistical Profile

Sample: Active & admin probationers, not in facilities
Act probationers 02/27/2001

Requestor: Statistics

FIRST OFFENDER STATUS by current age & sex

STATUS	M e n					W o m e n					Grand Total %
	age 00-21 %	age 22-39 %	age 40-98 %	age UNKWN %	Men Total %	age 00-21 %	age 22-39 %	age 40-98 %	age UNKWN %	Women Total %	
FIRST OFFNDR STATUS	5467 45	14452 24	4269 16	33 22	24221 24	1444 58	6391 37	2012 28	7 30	9854 37	34075 27
NO FIRST OFFNDR STAT	6630 55	44898 76	23238 84	118 78	74884 76	1047 42	10770 63	5148 72	16 70	16981 63	91865 73
Total reported	12097	59350	27507	151	99105	2491	17161	7160	23	26835	125940
Percent Reported	100.0	99.9	99.6	100.0	99.8	100.0	100.0	99.8	100.0	99.9	99.8
NOT REPORTED	1	65	102	0	168	0	8	17	0	25	193
Total	12098	59415	27609	151	99273	2491	17169	7177	23	26860	126133

Probationer Statistical Profile

Sample: Active & admin probationers, not in facilities
Act probationers 02/27/2001

Requestor: Statistics

TYPE PROBATIONER by current age & sex

TYPE PROBATIONER	M e n					W o m e n					Grand Total %
	age 00-21 %	age 22-39 %	age 40-98 %	age UNKWN %	Men Total %	age 00-21 %	age 22-39 %	age 40-98 %	age UNKWN %	Women Total %	
MISDEMEANANT	1399 12	4247 7	1874 7	11 7	7531 8	381 15	1362 8	516 7	1 4	2260 8	9791 8
FELON	10567 88	54929 93	25575 93	140 93	91211 92	2083 85	15712 92	6616 93	22 96	24433 92	115644 92
ABANDONMENT&BASTARDY	1 0	24 0	66 0	0 0	91 0	0 0	1 0	1 0	0 0	2 0	93 0
SUSPENDED SENTENCE	2 0	23 0	6 0	0 0	31 0	0 0	3 0	2 0	0 0	5 0	36 0
Total reported	11969	59223	27521	151	98864	2464	17078	7135	23	26700	125564
Percent Reported	98.9	99.7	99.7	100.0	99.6	98.9	99.5	99.4	100.0	99.4	99.5
NOT REPORTED	129	192	88	0	409	27	91	42	0	160	569
Total	12098	59415	27609	151	99273	2491	17169	7177	23	26860	126133

Probationer Statistical Profile

Sample: Active & admin probationers, not in facilities
Act probationers 02/27/2001

Requestor: Statistics

MOST SERIOUS CRIME BY GROUP by current age & sex

CRIME GROUP	Men							Women							Grand Total	%						
	age 00-21	%	age 22-39	%	age 40-98	%	UNKWN	Men Total	age 00-21	%	age 22-39	%	age 40-98	%			UNKWN	Women Total				
HOMICIDE	23	0	332	1	236	1	0	0	591	1	3	0	99	1	87	1	0	0	189	1	780	1
ABORTION	1	0	5	0	0	0	0	0	6	0	1	0	1	0	0	0	0	0	2	0	8	0
BODILY INJRY&REL OFF	673	6	5121	9	3046	11	26	17	8866	9	147	6	996	6	444	6	1	4	1588	6	10454	8
ARSON & REL OFF	45	0	310	1	182	1	0	0	537	1	5	0	96	1	56	1	0	0	157	1	694	1
DAMAGE OF PROPERTY	241	2	659	1	215	1	0	0	1115	1	43	2	140	1	43	1	0	0	226	1	1341	1
BURGLARY & REL OFF	1722	14	5619	9	1385	5	5	3	8731	9	128	5	531	3	137	2	0	0	796	3	9527	8
FORGERY & REL OFF	576	5	4016	7	1705	6	7	5	6304	6	467	19	3634	21	1171	16	4	17	5276	20	11580	9
THEFT	2511	21	8270	14	3093	11	16	11	13890	14	716	29	3717	22	1377	19	2	9	5812	22	19702	16
ROBBERY	373	3	1671	3	425	2	1	1	2470	2	38	2	153	1	40	1	0	0	231	1	2701	2
SEXUAL OFFENSES	398	3	2075	3	1995	7	10	7	4478	5	11	0	97	1	39	1	0	0	147	1	4625	4
OBSCENITY CRIMES	1	0	6	0	6	0	0	0	13	0	0	0	0	0	0	0	0	0	0	0	13	0
TREASON & REL OFF	8	0	27	0	9	0	0	0	44	0	1	0	16	0	2	0	0	0	19	0	63	0
CRIMES INVOLVNG GOVT	172	1	1198	2	467	2	2	1	1839	2	33	1	414	2	231	3	1	4	679	3	2518	2
FALSIFICATIONS	25	0	157	0	92	0	1	1	275	0	18	1	97	1	33	0	0	0	148	1	423	0
OBSTRUCT LAW ENFORCE	37	0	264	0	83	0	0	0	384	0	14	1	89	1	33	0	0	0	136	1	520	0
DISORDERLY CONDUCT	65	1	214	0	64	0	1	1	344	0	9	0	30	0	9	0	0	0	48	0	392	0
GAMBLING & REL OFF	6	0	24	0	17	0	0	0	47	0	4	0	12	0	7	0	0	0	23	0	70	0
CRUELTY TO CHILDREN	26	0	545	1	338	1	2	1	911	1	19	1	399	2	114	2	0	0	532	2	1443	1
CRIMES WITH GUNS	181	1	933	2	643	2	3	2	1760	2	16	1	49	0	27	0	0	0	92	0	1852	1
INVASION PRIVACY	6	0	94	0	47	0	1	1	148	0	0	0	1	0	2	0	0	0	3	0	151	0
RACKETEERING	0	0	5	0	19	0	0	0	24	0	1	0	2	0	3	0	0	0	6	0	30	0
DRUG ABUSE OFFENSES	3318	27	20216	34	8700	32	50	33	32284	33	379	15	4636	27	2403	33	13	57	7431	28	39715	31
DRUG TRAFFICKING	30	0	381	1	280	1	0	0	691	1	7	0	97	1	78	1	1	4	183	1	874	1
AUTO CRIMES	14	0	2275	4	2269	8	14	9	4572	5	1	0	190	1	193	3	0	0	384	1	4956	4
REVENUE & CONTRABAND	2	0	2	0	6	0	0	0	10	0	0	0	4	0	1	0	0	0	5	0	15	0
CRIMES OF OTH STATES	32	0	210	0	84	0	0	0	326	0	5	0	85	0	34	0	0	0	124	0	450	0
MISC. FELONIES	79	1	308	1	172	1	1	1	560	1	17	1	126	1	52	1	0	0	195	1	755	1
MISDEMEANORS	1530	13	4462	8	2024	7	11	7	8027	8	408	16	1454	8	559	8	1	4	2422	9	10449	8
Total reported	12095		59399		27602		151		99247		2491		17165		7175		23		26854		126101	
Percent Reported	100.0		100.0		100.0		100.0		100.0		100.0		100.0		100.0		100.0		100.0		100.0	
NOT REPORTED	3		16		7		0		26		0		4		2		0		6		32	
Total	12098		59415		27609		151		99273		2491		17169		7177		23		26860		126133	

Probationer Statistical Profile

Sample: Active & admin probationers, not in facilities
Act probationers 02/27/2001

Requestor: Statistics

MOST SERIOUS OFFENSE by current age & sex

MOST SERIOUS OFFENSE	Men					Women					Grand Total %	
	age 00-21 %	age 22-39 %	age 40-98 %	age UNKWN %	Men Total %	age 00-21 %	age 22-39 %	age 40-98 %	age UNKWN %	Women Total %		

MISDEMEANORS	-----											
abandonment	1 0	18 0	61 0	0 0	80 0	0 0	1 0	1 0	0 0	2 0	82 0	
non-support	0 0	1 0	0 0	0 0	1 0	0 0	0 0	0 0	0 0	0 0	1 0	
stalking	4 0	22 0	25 0	0 0	51 0	0 0	3 0	6 0	0 0	9 0	60 0	
assault & battery	15 0	67 0	37 0	1 1	120 0	4 0	13 0	2 0	0 0	19 0	139 0	
attempted murder	1 0	2 0	0 0	0 0	3 0	1 0	0 0	0 0	0 0	1 0	4 0	
aggravated assault	5 0	27 0	22 0	1 1	55 0	1 0	9 0	3 0	0 0	13 0	68 0	
simple assault	32 0	130 0	82 0	0 0	244 0	11 0	40 0	13 0	0 0	64 0	308 0	
simple battery	188 2	757 1	284 1	1 1	1230 1	48 2	178 1	50 1	0 0	276 1	1506 1	
stabbing another	1 0	3 0	1 0	0 0	5 0	0 0	1 0	0 0	0 0	1 0	6 0	
shooting at another	0 0	1 0	3 0	0 0	4 0	0 0	3 0	2 0	0 0	5 0	9 0	
wife beating	0 0	1 0	0 0	0 0	1 0	0 0	0 0	0 0	0 0	0 0	1 0	
concealing a death	0 0	1 0	0 0	0 0	1 0	0 0	0 0	0 0	0 0	0 0	1 0	
leave scene had inju	1 0	0 0	0 0	0 0	1 0	0 0	0 0	0 0	0 0	0 0	1 0	
criminal intfer govt	1 0	3 0	3 0	0 0	7 0	0 0	0 0	0 0	0 0	0 0	7 0	
reckless conduct	28 0	70 0	32 0	2 1	132 0	5 0	17 0	6 0	0 0	28 0	160 0	
disorderly conduct	35 0	54 0	22 0	0 0	111 0	11 0	30 0	2 0	0 0	43 0	154 0	
hazing	0 0	1 0	0 0	0 0	1 0	0 0	0 0	0 0	0 0	0 0	1 0	
motor vehicle abando	0 0	1 0	1 0	0 0	2 0	0 0	0 0	1 0	0 0	1 0	3 0	
larceny	1 0	2 0	3 0	0 0	6 0	1 0	3 0	1 0	0 0	5 0	11 0	
receiving stolen goo	21 0	33 0	9 0	0 0	63 0	3 0	10 0	3 0	0 0	16 0	79 0	
theft by taking	86 1	200 0	44 0	0 0	330 0	48 2	111 1	37 1	0 0	196 1	526 0	
robbery	4 0	8 0	1 0	0 0	13 0	0 0	3 0	0 0	0 0	3 0	16 0	
burglary	3 0	28 0	4 0	0 0	35 0	1 0	2 0	0 0	0 0	3 0	38 0	
car breaking	1 0	0 0	0 0	0 0	1 0	0 0	0 0	0 0	0 0	0 0	1 0	
taking vech temporar	0 0	1 0	0 0	0 0	1 0	0 0	0 0	0 0	0 0	0 0	1 0	
alter id	2 0	3 0	0 0	0 0	5 0	0 0	0 0	0 0	0 0	0 0	5 0	
cheating & swindling	0 0	0 0	1 0	0 0	1 0	0 0	0 0	0 0	0 0	0 0	1 0	
bad checks	3 0	131 0	68 0	0 0	202 0	22 1	185 1	73 1	1 5	281 1	483 0	
fraudulent checks	0 0	4 0	3 0	0 0	7 0	0 0	5 0	2 0	0 0	7 0	14 0	
forgery	6 0	12 0	2 0	0 0	20 0	3 0	15 0	4 0	0 0	22 0	42 0	
worthless checks	0 0	4 0	4 0	0 0	8 0	0 0	6 0	5 0	0 0	11 0	19 0	
sale/dist of narcoti	0 0	7 0	1 0	0 0	8 0	0 0	0 0	1 0	0 0	1 0	9 0	
public drunkenness	6 0	16 0	8 0	0 0	30 0	0 0	4 0	3 0	0 0	7 0	37 0	

(continued)

Probationer Statistical Profile

Sample: Active & admin probationers, not in facilities
Act probationers 02/27/2001

Requestor: Statistics

MOST SERIOUS OFFENSE by current age & sex (CONTINUED)

MOST SERIOUS OFFENSE	Men					Women					Grand Total	%
	age 00-21	age 22-39	age 40-98	age UNKWN	Men Total	age 00-21	age 22-39	age 40-98	age UNKWN	Women Total		
s/d dep,stim,cntrf d	0	3	0	0	3	0	0	0	0	0	3	0
abusive language	2	0	0	0	2	0	0	0	0	0	2	0
poss n.t.p. whiskey	0	0	1	0	1	0	0	0	0	0	1	0
sale/dist of marijua	0	6	5	0	11	0	1	0	0	1	12	0
poss of narcotics	0	1	1	0	2	1	0	1	0	2	4	0
poss dep,stim,cntrf	0	4	0	0	4	0	1	0	0	1	5	0
poss of l.s.d.	1	0	1	0	2	0	0	0	0	0	2	0
poss of marijuana	162	208	38	1	409	24	59	17	0	100	509	0
viol motor veh law	69	257	81	0	407	6	52	15	0	73	480	0
d.u.i.	195	1148	705	3	2051	31	242	137	2	410	2461	2
obstr of law enf off	116	289	84	0	489	18	69	30	0	117	606	0
impersonating anothe	1	34	3	0	38	4	14	0	0	18	56	0
criminal trespassing	120	139	60	1	320	22	43	13	0	78	398	0
illegal attm to obt	1	1	1	0	3	0	2	1	0	3	6	0
criminal damage	15	14	4	0	33	2	5	1	0	8	41	0
terroristic threats	2	4	6	0	12	0	1	1	0	2	14	0
viol ga cntrl subst	99	211	54	0	364	30	62	21	0	113	477	0
prostitution	0	1	0	0	1	0	1	0	0	1	2	0
sodomy	0	0	3	0	3	0	0	0	0	0	3	0
public indecency	0	25	12	0	37	0	2	0	0	2	39	0
peeping tom	3	3	0	0	6	0	0	0	0	0	6	0
molesting a minor	0	0	3	0	3	0	0	0	0	0	3	0
attempted rape	1	2	0	0	3	0	0	0	0	0	3	0
sexual battery	16	39	32	0	87	1	2	0	0	3	90	0
vagrancy	0	2	0	0	2	0	0	0	0	0	2	0
escape	3	8	0	0	11	1	1	1	0	3	14	0
cpwl & concealed wea	30	49	20	1	100	2	2	2	0	6	106	0
shoplifting	61	55	25	0	141	64	99	32	0	195	336	0
viol game & fish law	3	4	1	0	8	0	0	1	0	1	9	0
pointing gun at anot	2	13	9	0	24	1	0	0	0	1	25	0
carry dly weapons pu	12	7	0	0	19	1	1	0	0	2	21	0
criminal attempt	0	0	2	0	2	0	1	2	0	3	5	0
other misdemeanor	42	135	64	0	241	14	64	27	0	105	346	0
riot	1	0	0	0	1	0	0	0	0	0	1	0
inciting to riot	5	0	0	0	5	0	0	0	0	0	5	0

(continued)

Probationer Statistical Profile

Sample: Active & admin probationers, not in facilities
Act probationers 02/27/2001

Requestor: Statistics

MOST SERIOUS OFFENSE by current age & sex (CONTINUED)

MOST SERIOUS OFFENSE	Men					Women					Grand Total	%
	age 00-21	age 22-39	age 40-98	age UNKWN	Men Total	age 00-21	age 22-39	age 40-98	age UNKWN	Women Total		
fighting in public p	7	9	0	0	16	9	4	2	0	15	31	
disrupting gen.assem	1	0	0	0	1	0	0	0	0	0	1	
mis off against pub	1	2	0	0	3	0	0	0	0	0	3	
off agnst pub hlth/m	0	2	6	0	8	0	1	0	0	1	9	
gambling & related o	0	2	3	0	5	0	1	0	0	1	6	
obscenity & related	0	2	0	0	2	0	0	0	0	0	2	
sale/dist mat hrmfl	0	1	0	0	1	0	0	0	0	0	1	
involuntary manslaug	3	0	2	0	5	0	0	2	0	2	7	
interference with cu	3	2	3	0	8	1	1	0	0	2	10	
theft by deception <	2	14	7	0	23	2	11	4	0	17	40	
theft/lost/property<	4	8	2	0	14	1	2	0	0	3	17	
theft of services <	0	4	2	0	6	0	5	1	0	6	12	
theft by conversion	2	11	5	0	18	0	7	4	0	11	29	
theft motor vehicle,	2	2	1	0	5	0	0	0	0	0	5	
entrng mot veh crim	4	9	0	0	13	0	2	1	0	3	16	
violtn forgery&fraud	2	0	1	0	3	0	1	0	0	1	4	
abdmnt dang drugs/po	0	1	1	0	2	0	0	0	0	0	2	
trnsatns drug rel ob	0	1	1	0	2	1	0	0	0	1	3	
tpos/use drug rel ob	0	4	3	0	7	0	2	0	0	2	9	
obtn/attmpt drugs il	1	3	1	0	5	0	7	6	0	13	18	
viol dangerous drugs	0	1	1	0	2	0	1	0	0	1	3	
mfg/dist imitate con	0	4	0	0	4	0	0	0	0	0	4	
misc. abuse govt off	1	0	0	0	1	0	2	0	0	2	3	
misc. obstruction pu	1	2	0	0	3	0	0	0	0	0	3	
misc. escape & other	1	1	0	0	2	0	0	0	0	0	2	
misc. offns relt jud	0	1	0	0	1	0	1	1	0	2	3	
misc. obstruction of	0	1	1	0	2	0	0	2	0	2	4	
misc. crim trsps/cr	1	1	0	0	2	0	0	0	0	0	2	
misc. sexual offense	13	2	3	0	18	0	0	0	0	0	18	
distribut obscene mat	0	1	0	0	1	0	0	0	0	0	1	
exhibit sex shows mi	0	0	1	0	1	0	0	0	0	0	1	
dng instrmntalties &	0	1	0	0	1	0	0	0	0	0	1	
vio prvsns/regs alco	0	0	1	0	1	0	2	0	0	2	3	
furnish liquor to mi	5	3	3	0	11	0	0	1	0	1	12	
poss alc bev by juve	23	4	1	0	28	1	0	0	0	1	29	

(continued)

Probationer Statistical Profile

Sample: Active & admin probationers, not in facilities
Act probationers 02/27/2001

Requestor: Statistics

MOST SERIOUS OFFENSE by current age & sex (CONTINUED)

MOST SERIOUS OFFENSE	Men					Women					Grand Total	%
	age 00-21	age 22-39	age 40-98	age UNKWN	Men Total	age 00-21	age 22-39	age 40-98	age UNKWN	Women Total		
veh homicide tit 40	2 0	4 0	5 0	0 0	11 0	0 0	0 0	1 0	0 0	1 0	12 0	
viol motor veh licen	0 0	1 0	0 0	0 0	1 0	0 0	0 0	1 0	0 0	1 0	2 0	
conspiracy commit mis	1 0	0 0	0 0	0 0	1 0	0 0	0 0	0 0	0 0	0 0	1 0	
misc misdemeanor	40 0	82 0	25 0	0 0	147 0	12 0	39 0	13 0	0 0	64 0	211 0	
misc. invation of pr	0 0	1 0	0 0	0 0	1 0	0 0	0 0	0 0	0 0	0 0	1 0	
misc contraband/smug	0 0	0 0	0 0	0 0	0 0	0 0	0 0	1 0	0 0	1 0	1 0	
violation othr state	3 0	5 0	9 0	0 0	17 0	0 0	2 0	2 0	0 0	4 0	21 0	

FELONIES												

MISC. HOMICIDE OFFEN	0 0	3 0	0 0	0 0	3 0	0 0	0 0	0 0	0 0	0 0	3 0	
MURDER	0 0	4 0	8 0	0 0	12 0	0 0	4 0	1 0	0 0	5 0	17 0	
VOLUNTARY MANSLAUGHT	1 0	80 0	94 0	0 0	175 0	0 0	34 0	45 1	0 0	79 0	254 0	
INVOLUNTARY MANSLAUG	11 0	48 0	28 0	0 0	87 0	2 0	21 0	8 0	0 0	31 0	118 0	
FETICIDE	1 0	1 0	0 0	0 0	2 0	0 0	1 0	0 0	0 0	1 0	3 0	
VEHICULAR HOMICIDE	9 0	179 0	92 0	0 0	280 0	1 0	38 0	24 0	0 0	63 0	343 0	
HOMICIDE BY PILOT,DU	0 0	2 0	2 0	0 0	4 0	0 0	0 0	1 0	0 0	1 0	5 0	
CRIMINAL ATTEMPT MUR	1 0	15 0	12 0	0 0	28 0	0 0	1 0	8 0	0 0	9 0	37 0	
MISC. ABORTION	1 0	0 0	0 0	0 0	1 0	0 0	0 0	0 0	0 0	0 0	1 0	
CRIMINAL ABORTION	0 0	5 0	0 0	0 0	5 0	1 0	1 0	0 0	0 0	2 0	7 0	
MISC. ASSAULT/BATTER	7 0	34 0	20 0	0 0	61 0	0 0	4 0	1 0	0 0	5 0	66 0	
AGGRAVATED ASSAULT	424 4	3244 6	1965 7	19 13	5652 6	118 5	795 5	348 5	1 5	1262 5	6914 6	
CRMNL ATTEMPT AGG AS	1 0	21 0	18 0	0 0	40 0	1 0	6 0	2 0	0 0	9 0	49 0	
AGGRAVATED BATTERY	49 0	363 1	195 1	2 1	609 1	3 0	41 0	19 0	0 0	63 0	672 1	
TERRORIST THREATS &	132 1	678 1	400 1	1 1	1211 1	20 1	82 0	34 0	0 0	136 1	1347 1	
FALSE IMPRISONMENT	7 0	165 0	62 0	0 0	234 0	1 0	8 0	1 0	0 0	10 0	244 0	
FAL IMPR UDR CLR LEG	0 0	2 0	1 0	0 0	3 0	0 0	1 0	0 0	0 0	1 0	4 0	
MALICIOUS CONF SANE	0 0	0 0	0 0	0 0	0 0	0 0	2 0	0 0	0 0	2 0	2 0	
KIDNAPPING	4 0	90 0	35 0	0 0	129 0	0 0	4 0	2 0	0 0	6 0	135 0	
INTERFERENCE WITH CU	11 0	22 0	8 0	0 0	41 0	2 0	6 0	5 0	0 0	13 0	54 0	
AGG ASSLT ON POLICE	14 0	109 0	86 0	1 1	210 0	0 0	15 0	12 0	0 0	27 0	237 0	
AGG BATRY PEACE OFFI	2 0	9 0	0 0	0 0	11 0	0 0	3 0	0 0	0 0	3 0	14 0	
SIMPLE BATTERY MISD	1 0	31 0	16 0	0 0	48 0	0 0	6 0	4 0	0 0	10 0	58 0	
RECK COND-HIV INFCTD	1 0	5 0	1 0	0 0	7 0	0 0	5 0	0 0	0 0	5 0	12 0	

(continued)

Probationer Statistical Profile

Sample: Active & admin probationers, not in facilities
Act probationers 02/27/2001

Requestor: Statistics

MOST SERIOUS OFFENSE by current age & sex (CONTINUED)

MOST SERIOUS OFFENSE	Men					Women					Grand Total	%
	age 00-21	age 22-39	age 40-98	age UNKWN	Men Total	age 00-21	age 22-39	age 40-98	age UNKWN	Women Total		
STALKING	1 0	21 0	17 0	0 0	39 0	0 0	0 0	1 0	0 0	1 0	40 0	
AGGRAVATED STALKING	19 0	326 1	218 1	3 2	566 1	2 0	18 0	15 0	0 0	35 0	601 0	
CRIMINAL ATTEMPT KID	0 0	1 0	4 0	0 0	5 0	0 0	0 0	0 0	0 0	0 0	5 0	
MISC. ARSON	2 0	11 0	5 0	0 0	18 0	0 0	2 0	3 0	0 0	5 0	23 0	
FIRST DEGREE ARSON	26 0	213 0	147 1	0 0	386 0	4 0	67 0	48 1	0 0	119 0	505 0	
SECOND DEGREE ARSON	12 0	64 0	23 0	0 0	99 0	1 0	19 0	3 0	0 0	23 0	122 0	
THIRD DEGREE ARSON	5 0	9 0	4 0	0 0	18 0	0 0	5 0	2 0	0 0	7 0	25 0	
CRIMINAL POSS EXPLOS	0 0	10 0	3 0	0 0	13 0	0 0	3 0	0 0	0 0	3 0	16 0	
CRIMINAL POSS INCEND	0 0	3 0	0 0	0 0	3 0	0 0	0 0	0 0	0 0	0 0	3 0	
MISC. CRIMINAL DAMAG	8 0	11 0	5 0	0 0	24 0	0 0	3 0	1 0	0 0	4 0	28 0	
CRIM. DAMAGE 1ST DEG	42 0	163 0	56 0	0 0	261 0	10 0	32 0	6 0	0 0	48 0	309 0	
CRIM. DAMAGE 2ND DEG	155 1	423 1	136 1	0 0	714 1	32 1	98 1	31 0	0 0	161 1	875 1	
DAMAGE, DESTROY SECR	6 0	14 0	11 0	0 0	31 0	1 0	4 0	2 0	0 0	7 0	38 0	
VANDALISM TO CHURCH	4 0	5 0	0 0	0 0	9 0	0 0	1 0	1 0	0 0	2 0	11 0	
ALTER I.D.	26 0	43 0	7 0	0 0	76 0	0 0	2 0	2 0	0 0	4 0	80 0	
BURGLARY	1625 14	5421 9	1333 5	5 3	8384 9	123 5	515 3	133 2	0 0	771 3	9155 7	
POSS BURGLAR TOOLS	56 0	110 0	28 0	0 0	194 0	2 0	10 0	2 0	0 0	14 0	208 0	
CRMNL ATMPMT COMMIT B	41 0	88 0	24 0	0 0	153 0	3 0	6 0	2 0	0 0	11 0	164 0	
MISC. FORGERY	2 0	15 0	6 0	0 0	23 0	1 0	8 0	6 0	0 0	15 0	38 0	
FORGERY 1ST DEGREE	399 3	3030 5	1286 5	4 3	4719 5	315 13	2721 16	910 13	4 18	3950 15	8669 7	
FORGERY 2ND DEGREE	26 0	155 0	53 0	1 1	235 0	11 0	71 0	23 0	0 0	105 0	340 0	
BAD CHECKS	14 0	215 0	188 1	2 1	419 0	12 0	183 1	98 1	0 0	293 1	712 1	
ILLEGAL USE-CREDIT C	3 0	16 0	6 0	0 0	25 0	2 0	11 0	1 0	0 0	14 0	39 0	
THEFT CREDIT CARD	25 0	103 0	20 0	0 0	148 0	23 1	86 1	15 0	0 0	124 0	272 0	
FORGERY CREDIT CARD	11 0	31 0	6 0	0 0	48 0	18 1	34 0	5 0	0 0	57 0	105 0	
FRAUDULENT CREDIT CA	81 1	307 1	65 0	0 0	453 0	75 3	373 2	56 1	0 0	504 2	957 1	
CRMNL POSS CREDIT CA	0 0	5 0	0 0	0 0	5 0	0 0	3 0	1 0	0 0	4 0	9 0	
RCV GDS,SRVS FRAUD	3 0	19 0	12 0	0 0	34 0	0 0	20 0	15 0	0 0	35 0	69 0	
TELECOMMUNICATIONS F	1 0	18 0	9 0	0 0	28 0	0 0	12 0	2 0	0 0	14 0	42 0	
CRMNL ATMPMT COMMIT F	1 0	6 0	1 0	0 0	8 0	1 0	1 0	3 0	0 0	5 0	13 0	
FAILR PAY NATRL PRD/	0 0	1 0	4 0	0 0	5 0	0 0	0 0	1 0	0 0	1 0	6 0	
FRADLNT ACCSNG COMP	1 0	23 0	3 0	0 0	27 0	5 0	28 0	1 0	0 0	34 0	61 0	
MISC. FRAUD	9 0	72 0	46 0	0 0	127 0	4 0	83 0	34 0	0 0	121 0	248 0	
THEFT BY TAKING	777 7	3460 6	1423 5	7 5	5667 6	245 10	1726 10	698 10	2 9	2671 10	8338 7	
THEFT BY DECEPTION	9 0	198 0	154 1	1 1	362 0	16 1	140 1	59 1	0 0	215 1	577 0	

(continued)

Probationer Statistical Profile

Sample: Active & admin probationers, not in facilities
Act probationers 02/27/2001

Requestor: Statistics

MOST SERIOUS OFFENSE by current age & sex (CONTINUED)

MOST SERIOUS OFFENSE	Men					Women					Grand Total	%
	age 00-21	age 22-39	age 40-98	age UNKWN	Men Total	age 00-21	age 22-39	age 40-98	age UNKWN	Women Total		
THEFT BY EXTORTION	2	17	4	0	23	0	8	4	0	12	35	
THEFT OF LOST PROPER	3	16	4	0	23	0	4	2	0	6	29	
THEFT BY REC STOLEN	799	2119	541	4	3463	71	257	76	0	404	3867	
THEFT OF SERVICES	1	41	20	0	62	0	20	12	0	32	94	
THEFT BY CONVERSION	9	246	220	1	476	11	129	71	0	211	687	
THEFT OF TRADE SECRE	0	1	3	0	4	1	0	0	0	1	5	
CONVSN PAYMNTS REAL	0	12	9	0	21	0	0	0	0	0	21	
THEFT OF MOTOR VEH,	177	509	155	3	844	22	58	14	0	94	938	
THEFT OF LEASED PERS	0	3	2	0	5	1	4	0	0	5	10	
THEFT BRING PROP IN	17	58	16	0	91	0	8	2	0	10	101	
THEFT RECV PROP OUT	6	16	2	0	24	1	4	1	0	6	30	
LIVESTOCK THEFT	2	9	5	0	16	0	4	0	0	4	20	
THEFT BY SHOPLIFTING	187	820	434	0	1441	332	1311	431	0	2074	3515	
ENTERING VEHICLE	521	745	101	0	1367	16	43	7	0	66	1433	
STEAL ALTER PUBLIC D	1	0	0	0	1	0	1	0	0	1	2	
ROBBERY	312	1112	247	1	1672	33	108	29	0	170	1842	
ARMED ROBBERY	26	446	158	0	630	2	38	10	0	50	680	
HIJACKING MOTOR VEHI	2	5	0	0	7	1	0	0	0	1	8	
CRIMINAL ATTEMPT ROB	21	65	14	0	100	2	4	0	0	6	106	
CRMNL ATMPT ARMED RO	12	43	6	0	61	0	3	1	0	4	65	
MISC. SEXUAL	1	26	25	0	52	0	2	0	0	2	54	
RAPE	9	145	95	0	249	0	0	0	0	0	249	
SODOMY	8	34	54	2	98	0	1	1	0	2	100	
AGGRAVATED SODOMY	6	45	78	0	129	0	0	0	0	0	129	
BESTIALITY	1	0	1	0	2	0	0	0	0	0	2	
SEDUCTION	0	2	1	0	3	0	1	0	0	1	4	
INCEST	3	21	86	0	110	0	3	6	0	9	119	
BIGAMY	0	0	5	0	5	0	1	1	0	2	7	
MARRY A BIGAMIST	0	0	0	0	0	0	1	0	0	1	1	
AGGRAVATED SEXUAL BA	3	20	29	0	52	0	1	1	0	2	54	
PANDERING BY COMPULS	0	2	3	0	5	0	0	0	0	0	5	
STATUATORY RAPE	220	628	47	0	895	2	18	3	0	23	918	
CHILD MOLESTATION	117	891	1322	7	2337	7	46	22	0	75	2412	
ENTICING CHILD-INDEC	13	85	69	1	168	1	12	2	0	15	183	
AGGRAV. CHILD MOLEST	14	117	152	0	283	1	7	1	0	9	292	

(continued)

Probationer Statistical Profile

Sample: Active & admin probationers, not in facilities
Act probationers 02/27/2001

Requestor: Statistics

MOST SERIOUS OFFENSE by current age & sex (CONTINUED)

MOST SERIOUS OFFENSE	Men					Women					Grand Total	%
	age 00-21 %	age 22-39 %	age 40-98 %	age UNKWN %	Men Total	age 00-21 %	age 22-39 %	age 40-98 %	age UNKWN %	Women Total		
NECROPHILIA	0 0	1 0	0 0	0 0	1 0	0 0	0 0	1 0	0 0	1 0	2 0	
SEXL/ASLT/AGN/PERS/	1 0	22 0	7 0	0 0	30 0	0 0	3 0	1 0	0 0	4 0	34 0	
SEXUAL ASLT BY THERA	0 0	0 0	1 0	0 0	1 0	0 0	0 0	0 0	0 0	0 0	1 0	
SOLICIT SODOMY FROM	0 0	4 0	4 0	0 0	8 0	0 0	1 0	0 0	0 0	1 0	9 0	
CRIMINAL ATTPPT RAPE	2 0	31 0	13 0	0 0	46 0	0 0	0 0	0 0	0 0	0 0	46 0	
CRIMINAL ATTPPT SODOM	0 0	0 0	2 0	0 0	2 0	0 0	0 0	0 0	0 0	0 0	2 0	
CRIMINAL ATTPPT AGG S	0 0	1 0	1 0	0 0	2 0	0 0	0 0	0 0	0 0	0 0	2 0	
MISC. OBSCENITY	1 0	4 0	4 0	0 0	9 0	0 0	0 0	0 0	0 0	0 0	9 0	
DISTRIBUTING OBSCENE	0 0	1 0	1 0	0 0	2 0	0 0	0 0	0 0	0 0	0 0	2 0	
DISTR MAT DEPICT NUD	0 0	1 0	1 0	0 0	2 0	0 0	0 0	0 0	0 0	0 0	2 0	
MISC. PUBLIC ORDER	1 0	5 0	1 0	0 0	7 0	0 0	0 0	0 0	0 0	0 0	7 0	
TREASON	0 0	0 0	0 0	0 0	0 0	0 0	1 0	0 0	0 0	1 0	1 0	
INCITING TO INSURREC	1 0	1 0	0 0	0 0	2 0	0 0	0 0	0 0	0 0	0 0	2 0	
FALSE SWEARNG WRITTN	6 0	21 0	8 0	0 0	35 0	1 0	15 0	2 0	0 0	18 0	53 0	
ABUSE OF GOVT OFFICE	1 0	0 0	1 0	0 0	2 0	0 0	0 0	0 0	0 0	0 0	2 0	
BRIBERY GOVT OFFICER	0 0	11 0	14 0	0 0	25 0	0 0	5 0	2 0	0 0	7 0	32 0	
VIOLATE OATH PUBLIC	0 0	3 0	2 0	0 0	5 0	0 0	1 0	0 0	0 0	1 0	6 0	
INFLUENCE LEGISLATIV	0 0	0 0	1 0	0 0	1 0	0 0	0 0	0 0	0 0	0 0	1 0	
GOVT OFFCL SELL TO G	0 0	0 0	2 0	0 0	2 0	0 0	0 0	0 0	0 0	0 0	2 0	
DEFRAUDING STATE	0 0	23 0	37 0	0 0	60 0	2 0	202 1	133 2	0 0	337 1	397 0	
CONSPIRE RESTRAIN FR	0 0	1 0	0 0	0 0	1 0	0 0	1 0	0 0	0 0	1 0	2 0	
FALSE CERTIFICATES	0 0	5 0	2 0	0 0	7 0	0 0	5 0	0 0	0 0	5 0	12 0	
INFLUENCING WITNESS	2 0	11 0	7 0	0 0	20 0	0 0	2 0	3 0	0 0	5 0	25 0	
OBSTR OF LAW ENF OFF	169 1	1144 2	401 1	2 1	1716 2	31 1	198 1	93 1	1 5	323 1	2039 2	
MISC JUDICIAL PROCEE	0 0	0 0	3 0	0 0	3 0	1 0	0 0	0 0	0 0	1 0	4 0	
PERJURY	3 0	8 0	12 0	0 0	23 0	2 0	10 0	2 0	0 0	14 0	37 0	
FALSE SWEARING	1 0	18 0	9 0	0 0	28 0	2 0	12 0	5 0	0 0	19 0	47 0	
SUBORDINATION OF PER	0 0	0 0	1 0	0 0	1 0	0 0	0 0	1 0	0 0	1 0	2 0	
IMPERSONATION	1 0	13 0	2 0	0 0	16 0	2 0	6 0	2 0	0 0	10 0	26 0	
IMPERSONATING OFFIC	2 0	34 0	15 0	1 1	52 0	0 0	1 0	0 0	0 0	1 0	53 0	
BARRATRY	1 0	6 0	0 0	0 0	7 0	0 0	0 0	0 0	0 0	0 0	7 0	
EMBRACERY	0 0	0 0	1 0	0 0	1 0	0 0	2 0	0 0	0 0	2 0	3 0	
FALSE STATEMENTS GOV	17 0	76 0	48 0	0 0	141 0	11 0	63 0	22 0	0 0	96 0	237 0	
UNAUTH REPRESENTN PEAC	0 0	1 0	0 0	0 0	1 0	0 0	0 0	0 0	0 0	0 0	1 0	
IMPRSNTNG ANTHR RBAL	0 0	1 0	1 0	0 0	2 0	0 0	3 0	1 0	0 0	4 0	6 0	

(continued)

Probationer Statistical Profile

Sample: Active & admin probationers, not in facilities
Act probationers 02/27/2001

Requestor: Statistics

MOST SERIOUS OFFENSE by current age & sex (CONTINUED)

MOST SERIOUS OFFENSE	Men					Women					Grand Total	%
	age 00-21	age 22-39	age 40-98	age UNKWN	Men Total	age 00-21	age 22-39	age 40-98	age UNKWN	Women Total		
ESCAPE	14	159	52	0	225	2	28	5	0	35	260	
AIDING ESCAPE	0	5	0	0	5	1	13	3	0	17	22	
HINDERING APPREH OR	20	76	21	0	117	10	42	24	0	76	193	
COMPOUNDING A CRIME	1	1	0	0	2	0	1	0	0	1	3	
BAIL JUMPING	2	20	9	0	31	0	5	1	0	6	37	
CRIMINAL ATTEMPT ESC	0	3	1	0	4	1	0	0	0	1	5	
FALSE PUBLIC ALARM	15	15	1	0	31	2	5	1	0	8	39	
CRIM INTER WITH GOVT	50	199	63	1	313	7	25	8	0	40	353	
COMMERICAL GAMBLING	0	1	9	0	10	0	2	2	0	4	14	
COMMUNICATING GAMBL	0	3	4	0	7	0	1	0	0	1	8	
BRIBERY OF CONTESTAN	0	2	1	0	3	0	1	0	0	1	4	
GAMBLING ACT ON BUSI	0	0	1	0	1	0	1	1	0	2	3	
DOGFIGHTING	3	10	1	0	14	0	0	2	0	2	16	
LOTTERY VIOLATION	2	3	1	0	6	3	7	2	0	12	18	
BOARDING BUS W/CONCL	1	5	0	0	6	1	0	0	0	1	7	
CRUELTY TO CHILDREN	21	491	275	2	789	18	391	111	2	520	1309	
SEX EXPLOITATION CHI	4	15	23	0	42	1	2	1	0	4	46	
ABANDONMENT OF CHILD	0	35	38	0	73	0	4	2	0	6	79	
CNTRBTNG DELINQENCY	1	4	2	0	7	0	2	0	0	2	9	
MISC WEAPON/EXPLOSIV	16	20	8	0	44	0	1	0	0	1	45	
CARRY CONCEALED WEAP	17	88	26	0	131	0	7	0	0	7	138	
CARRY PISTL WITHOUT	1	6	1	0	8	0	0	1	0	1	9	
ALTER PISTL LICENSE	0	3	1	0	4	0	0	0	0	0	4	
POSS OF FIREARM DUR	17	73	56	1	147	1	9	4	0	14	161	
POSS OF CERTAIN WEAP	25	85	52	0	162	3	4	2	0	9	171	
POSS FIREARM CONVCT	10	597	491	2	1100	0	23	19	0	42	1142	
CARRYING WEAPON AT S	93	51	4	0	148	11	5	0	0	16	164	
GUARD LINE WITH WEAP	1	1	1	0	3	1	0	1	0	2	5	
POSS WEAPON BY PRISO	1	8	2	0	11	0	0	0	0	0	11	
MISUSE FIREARM HUNTI	0	1	1	0	2	0	0	0	0	0	2	
MISC INVASION OF PRI	0	1	2	0	3	0	1	1	0	2	5	
EAVESDROP & SURVEILL	0	7	7	1	15	0	0	1	0	1	16	
PEEPING TOM	6	83	38	0	127	0	0	0	0	0	127	
P/S/D OF EAVESDROP D	0	3	0	0	3	0	0	0	0	0	3	
RACKETEERING	0	5	19	0	24	1	2	3	0	6	30	

(continued)

Probationer Statistical Profile

Sample: Active & admin probationers, not in facilities
Act probationers 02/27/2001

Requestor: Statistics

MOST SERIOUS OFFENSE by current age & sex (CONTINUED)

MOST SERIOUS OFFENSE	Men						Women						Grand Total	%
	age 00-21	age 22-39	age 40-98	age UNKWN	Men Total	Men %	age 00-21	age 22-39	age 40-98	age UNKWN	Women Total	Women %		
S/D NARCOTICS, OPIAT	39 0	397 1	196 1	1 1	633 1		2 0	72 0	53 1	0 0	127 0		760 1	
S/D DEP,STIM,CNTRF D	22 0	220 0	116 0	1 1	359 0		1 0	38 0	29 0	2 9	70 0		429 0	
SALE-DIST OF LSD	8 0	24 0	1 0	0 0	33 0		1 0	0 0	1 0	0 0	2 0		35 0	
SALE/DIST OF MARIJUA	284 2	1267 2	383 1	1 1	1935 2		25 1	187 1	86 1	0 0	298 1		2233 2	
S/D OF ALCOHOLIC IN	0 0	2 0	3 0	0 0	5 0		0 0	1 0	1 0	0 0	2 0		7 0	
POSS NARCOTICS, OPIA	68 1	563 1	314 1	2 1	947 1		12 0	156 1	93 1	1 5	262 1		1209 1	
POSS DEP,STIM,CNTRF	39 0	509 1	245 1	1 1	794 1		12 0	181 1	70 1	0 0	263 1		1057 1	
POSS OF L.S.D.	29 0	81 0	4 0	0 0	114 0		3 0	10 0	4 0	0 0	17 0		131 0	
POSS OF MARIJUANA	280 2	1273 2	366 1	3 2	1922 2		24 1	217 1	104 1	0 0	345 1		2267 2	
ILLEGAL POSS/MANF LI	1 0	3 0	6 0	0 0	10 0		0 0	2 0	0 0	0 0	2 0		12 0	
ILLEGAL ATTM TO OBT	2 0	60 0	52 0	0 0	114 0		2 0	110 1	81 1	0 0	193 1		307 0	
VIOLATE GA CNTRL SBS	1530 13	9657 17	4315 16	21 14	15523 16		182 7	2348 14	1176 17	5 23	3711 14		19234 16	
VIOLATE DNGROUS DRGS	12 0	49 0	21 0	0 0	82 0		1 0	20 0	13 0	0 0	34 0		116 0	
UNLWFL MFG/DEL/DIST	6 0	45 0	32 0	0 0	83 0		1 0	4 0	4 0	0 0	9 0		92 0	
FURNISH LIQUOR TO MI	0 0	1 0	0 0	0 0	1 0		0 0	0 0	0 0	0 0	0 0		1 0	
POSS DRUG RELATED MA	7 0	19 0	10 0	0 0	36 0		0 0	13 0	4 0	0 0	17 0		53 0	
SALE/DIST CONT SUB P	14 0	57 0	15 0	0 0	86 0		1 0	12 0	6 0	0 0	19 0		105 0	
SALE/DIST CONT SUB S	9 0	29 0	5 0	0 0	43 0		0 0	4 0	0 0	0 0	4 0		47 0	
SALE/DISTRIBUTION CO	300 3	1743 3	613 2	4 3	2660 3		25 1	275 2	152 2	2 9	454 2		3114 3	
POSSESSION OF COCAIN	650 5	3999 7	1833 7	15 10	6497 7		81 3	900 5	446 6	2 9	1429 5		7926 6	
CRMNL ATPT VIOL SUBS	18 0	218 0	170 1	1 1	407 0		6 0	86 1	80 1	1 5	173 1		580 0	
MISC. DRUGS TRAFFICK	3 0	34 0	23 0	0 0	60 0		0 0	11 0	4 0	1 5	16 0		76 0	
COCAINE LESS 200 GRA	16 0	217 0	152 1	0 0	385 0		2 0	45 0	41 1	0 0	88 0		473 0	
COCAINE 201-400 GRAM	2 0	26 0	28 0	0 0	56 0		0 0	7 0	3 0	0 0	10 0		66 0	
COCAINE 401 OR MORE	0 0	6 0	9 0	0 0	15 0		0 0	1 0	3 0	0 0	4 0		19 0	
NARCOTICS LESS 14 GR	0 0	2 0	2 0	0 0	4 0		1 0	0 0	0 0	0 0	1 0		5 0	
NARCOTICS 15-28 GRAM	1 0	3 0	0 0	0 0	4 0		0 0	1 0	0 0	0 0	1 0		5 0	
NARCOTICS 29 MORE GR	0 0	2 0	1 0	0 0	3 0		0 0	0 0	1 0	0 0	1 0		4 0	
MARIJUANA 101-2000 P	0 0	19 0	18 0	0 0	37 0		1 0	4 0	3 0	0 0	8 0		45 0	
MARIJUANA 2001-10000	0 0	2 0	0 0	0 0	2 0		0 0	1 0	0 0	0 0	1 0		3 0	
MARIJUANA 10001 LBS	1 0	3 0	2 0	0 0	6 0		0 0	1 0	0 0	0 0	1 0		7 0	
TRFFKNG METHAQUALONE	0 0	2 0	4 0	0 0	6 0		0 0	1 0	2 0	0 0	3 0		9 0	
TRFFKNG MTHAQUALONE>	0 0	2 0	3 0	0 0	5 0		0 0	1 0	0 0	0 0	1 0		6 0	
AMPHETAMINE 28-199 G	3 0	11 0	4 0	0 0	18 0		0 0	3 0	2 0	0 0	5 0		23 0	
AMPHETAMINE 200-399	0 0	1 0	3 0	0 0	4 0		0 0	0 0	1 0	0 0	1 0		5 0	

(continued)

Probationer Statistical Profile

Sample: Active & admin probationers, not in facilities
Act probationers 02/27/2001

Requestor: Statistics

MOST SERIOUS OFFENSE by current age & sex (CONTINUED)

MOST SERIOUS OFFENSE	Men						Women						Grand Total	%
	age 00-21	age 22-39	age 40-49	age 50-59	age UNKWN	Men Total	age 00-21	age 22-39	age 40-49	age UNKWN	Women Total			
AMPHETAMINE 400+ GRA	0	0	0	0	0	0	0	0	1	0	0	0	1	0
TRANSACTIONS DRUG OB	0	0	1	0	0	0	0	0	1	0	0	0	1	0
TRANSACTIONS CNTRFT	0	0	4	0	1	0	0	0	0	0	1	0	1	0
USE COMM FACLTY VIO	2	0	6	0	4	0	12	0	1	0	1	0	4	0
ATT/CONSPRCY COMMT C	2	0	28	0	15	0	45	0	2	0	14	0	28	0
UNATHZD DIST CONTRLL	0	0	3	0	6	0	9	0	0	0	1	0	2	0
ILLGL DIST CONTRLLD	0	0	9	0	5	0	14	0	0	0	3	0	1	0
VIOL MOTOR VEHICLE L	11	0	118	0	105	0	1	1	235	0	1	0	29	0
ALTER CAR TITLE	0	0	3	0	6	0	9	0	0	0	0	0	0	0
DRVNG HABTL VIOLATOR	2	0	1723	3	1755	7	8	5	3488	4	0	0	131	1
HABIT TRAF VOIL/IMPA	0	0	205	0	205	1	3	2	413	0	0	0	13	0
HABIT TRAF VIOL/OTHE	1	0	226	0	198	1	2	1	427	0	0	0	17	0
SELL UNSTAMPED CIG/C	0	0	0	0	1	0	0	0	1	0	0	0	0	0
DSTL ALCOHOL BEVERAG	0	0	0	0	2	0	0	0	2	0	0	0	1	0
POSS UNAUTHORIZED ST	0	0	0	0	0	0	0	0	0	0	1	0	0	0
POSS CONTRABAND ARTI	2	0	1	0	2	0	0	0	5	0	0	0	2	0
TRNSPRT CONTRABAND A	0	0	1	0	0	0	0	0	1	0	0	0	0	0
CONCEAL CONTRABAND	0	0	0	0	1	0	0	0	1	0	0	0	0	0
MISC. MRALS/PBLIC H/	1	0	4	0	5	0	0	0	10	0	0	0	1	0
VIOLATN GAME AND FIS	0	0	2	0	0	0	0	0	2	0	0	0	0	0
MISC CORRECTIONL INS	2	0	10	0	2	0	0	0	14	0	0	0	4	0
VIOLATION OTHR STATE	32	0	210	0	84	0	0	0	326	0	5	0	85	1
CONSPIRACY	17	0	40	0	14	0	1	1	72	0	4	0	30	0
CRIMINAL ATTEMPT	47	0	214	0	126	0	0	0	387	0	8	0	78	0
AIRCRAFT HIJACKING	0	0	1	0	0	0	0	0	1	0	0	0	0	0
UNAUTH DIST RECRD DE	0	0	1	0	4	0	0	0	5	0	0	0	0	0
CRIMINAL SOLICITATIO	0	0	24	0	18	0	0	0	42	0	2	0	8	0
PARTY TO A CRIME	4	0	7	0	1	0	0	0	12	0	1	0	7	0
CRIMINAL TRESPASSING	9	0	13	0	6	0	0	0	28	0	1	0	2	0
GANG PARTICIPATION	81	1	712	1	351	1	1	1	1145	1	17	1	169	1

(continued)

Probationer Statistical Profile

Sample: Active & admin probationers, not in facilities
Act probationers 02/27/2001

Requestor: Statistics

MOST SERIOUS OFFENSE by current age & sex (CONTINUED)

MOST SERIOUS OFFENSE	M e n					W o m e n					Grand Total %
	age 00-21 %	age 22-39 %	age 40-98 %	age UNKWN %	Men Total %	age 00-21 %	age 22-39 %	age 40-98 %	age UNKWN %	Women Total %	
Total reported	12177	60119	27957	152	100405	2507	17337	7257	23	27124	127529
Percent Reported	100.7	101.2	101.3	100.7	101.1	100.6	101.0	101.1	100.0	101.0	101.1
NOT REPORTED	162	1394	725	3	2284	34	346	143	1	524	2808
Total	12098	59415	27609	151	99273	2491	17169	7177	23	26860	126133

Probationer Statistical Profile

Sample: Active & admin probationers, not in facilities
Act probationers 02/27/2001

Requestor: Statistics

MOST SERIOUS CRIME TYPE by current age & sex

CRIME TYPE	Men					Women					Grand Total %
	age 00-21 %	age 22-39 %	age 40-98 %	age UNKWN %	Men Total %	age 00-21 %	age 22-39 %	age 40-98 %	age UNKWN %	Women Total %	
VIOL/PERSN	1350 11	8643 15	4445 16	32 21	14470 15	280 11	1885 11	758 11	1 4	2924 11	17394 14
NVIOL/PERS	157 1	247 0	182 1	1 1	587 1	18 1	39 0	14 0	0 0	71 0	658 1
PROPERTY	5445 45	19606 33	6919 25	29 19	31999 32	1535 62	8855 52	3110 43	7 30	13507 50	45506 36
DRUG SALES	712 6	4184 7	1648 6	7 5	6551 7	64 3	690 4	410 6	5 22	1169 4	7720 6
DRUG POSSN	2899 24	16861 28	7430 27	44 29	27234 27	378 15	4175 24	2117 29	9 39	6679 25	33913 27
ALCOHOL	35 0	29 0	25 0	0 0	89 0	1 0	9 0	6 0	0 0	16 0	105 0
HABIT/DUI	209 2	3420 6	2968 11	17 11	6614 7	32 1	432 3	330 5	0 0	794 3	7408 6
SEX OFFEND	432 4	2134 4	2054 7	10 7	4630 5	13 1	100 1	39 1	0 0	152 1	4782 4
OTHER	859 7	4291 7	1938 7	11 7	7099 7	170 7	984 6	393 5	1 4	1548 6	8647 7
Total reported	12098	59415	27609	151	99273	2491	17169	7177	23	26860	126133
Percent Reported	100.0	100.0	100.0	100.0	100.0	100.0	100.0	100.0	100.0	100.0	100.0
NOT REPORTED	0	0	0	0	0	0	0	0	0	0	0
Total	12098	59415	27609	151	99273	2491	17169	7177	23	26860	126133