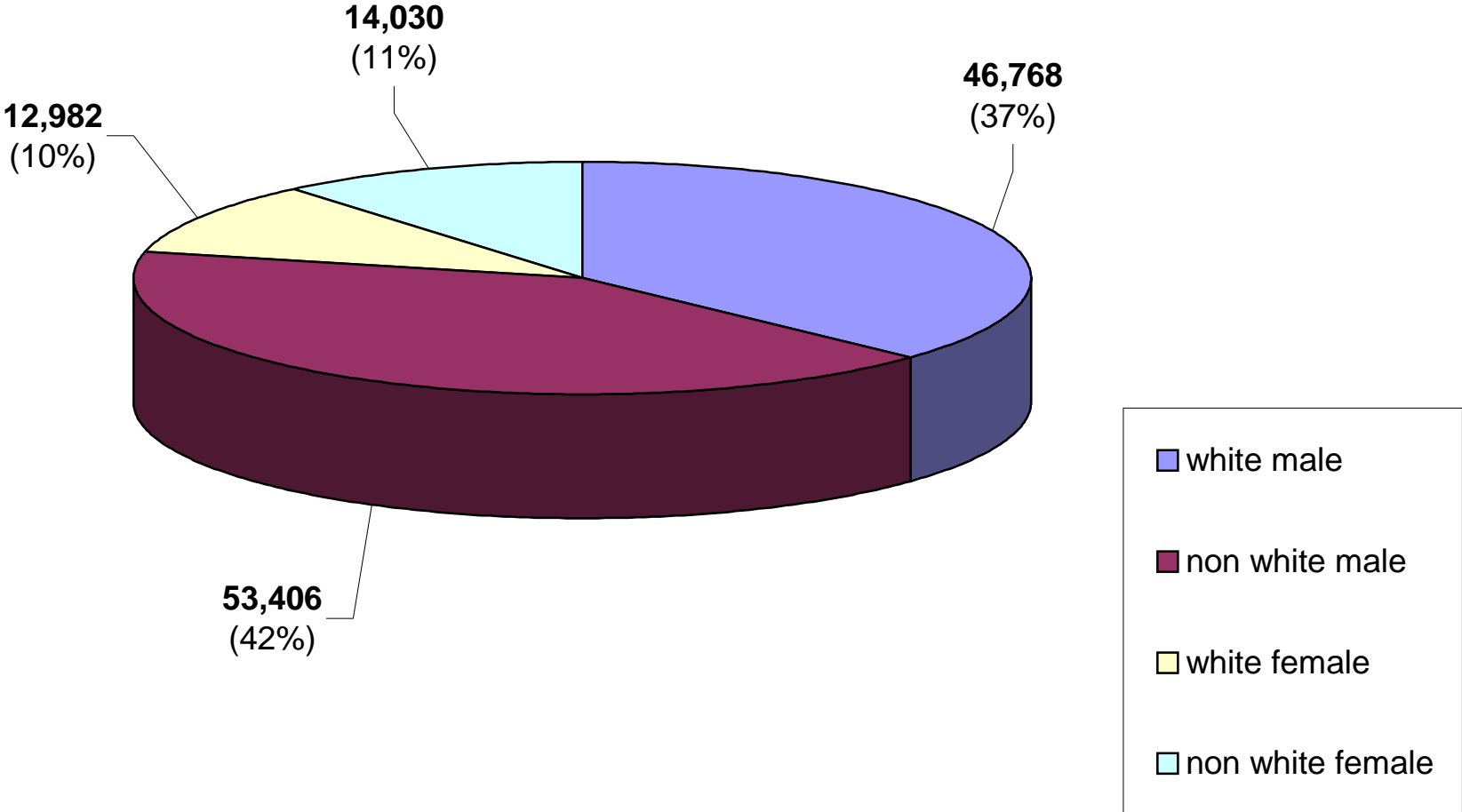
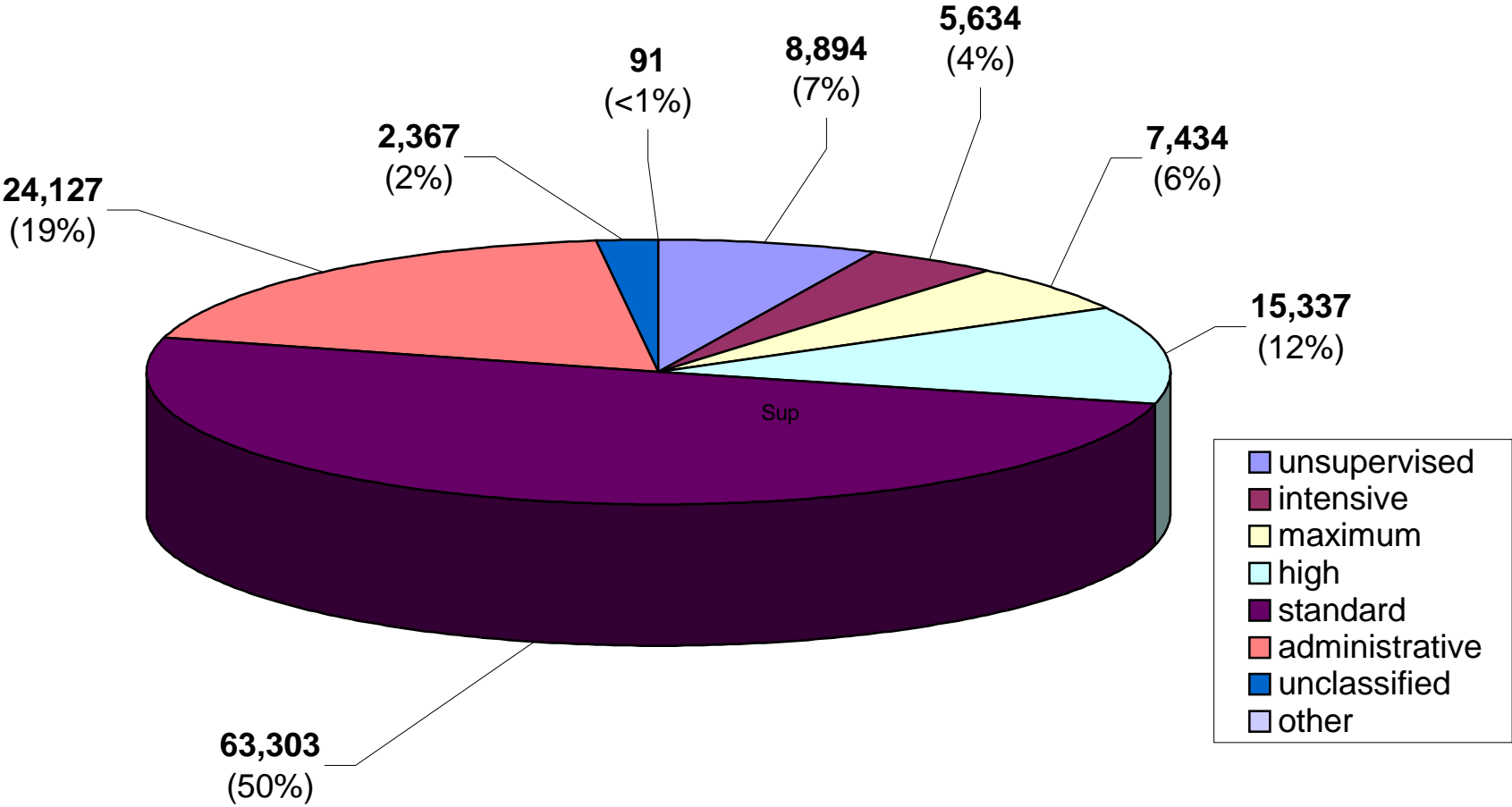


Senate Bill 474 took effect beginning January 1, 2001. This bill removes all new misdemeanor starts from the Department of Corrections jurisdictions.

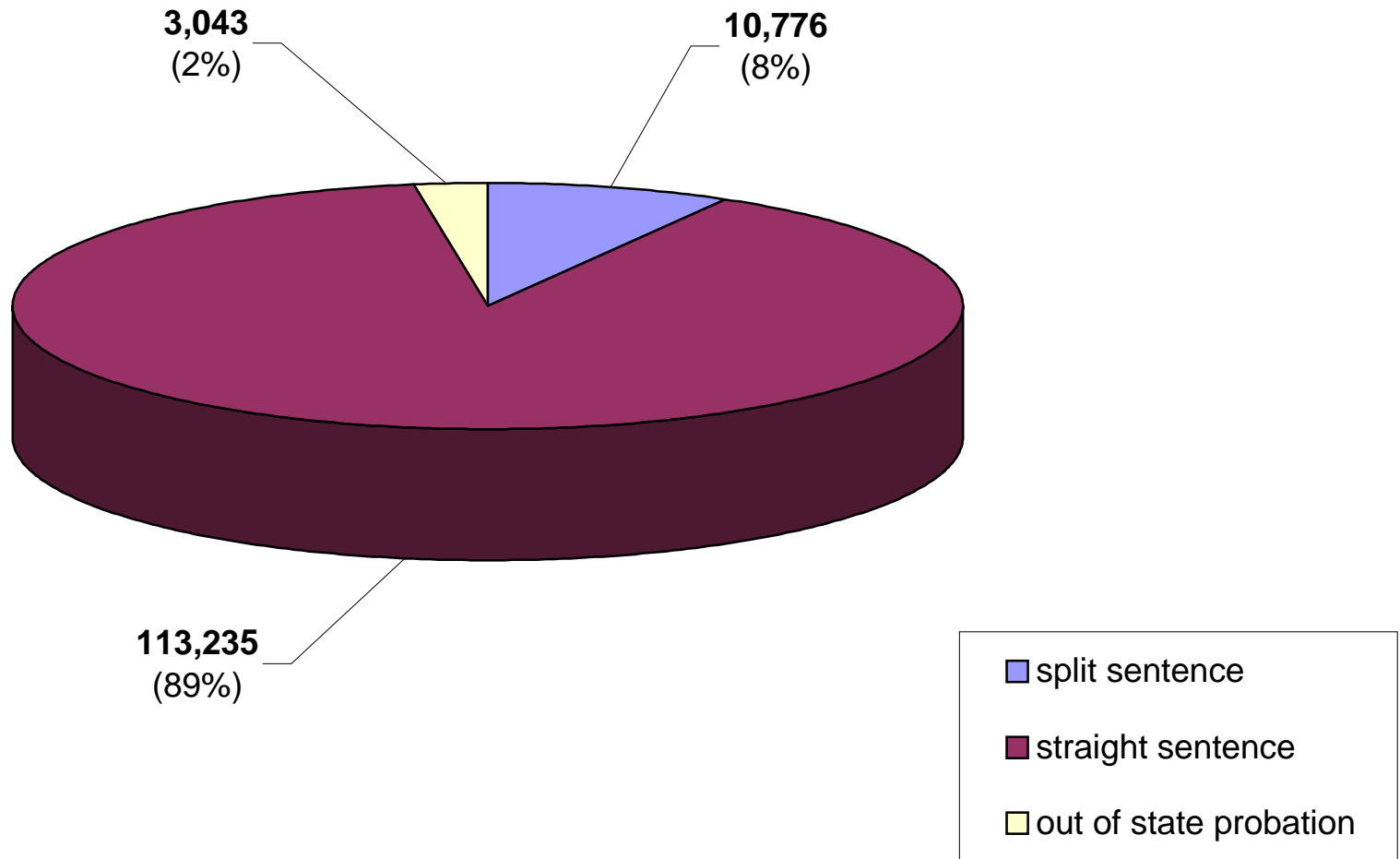
Active Probationers By Race & Gender



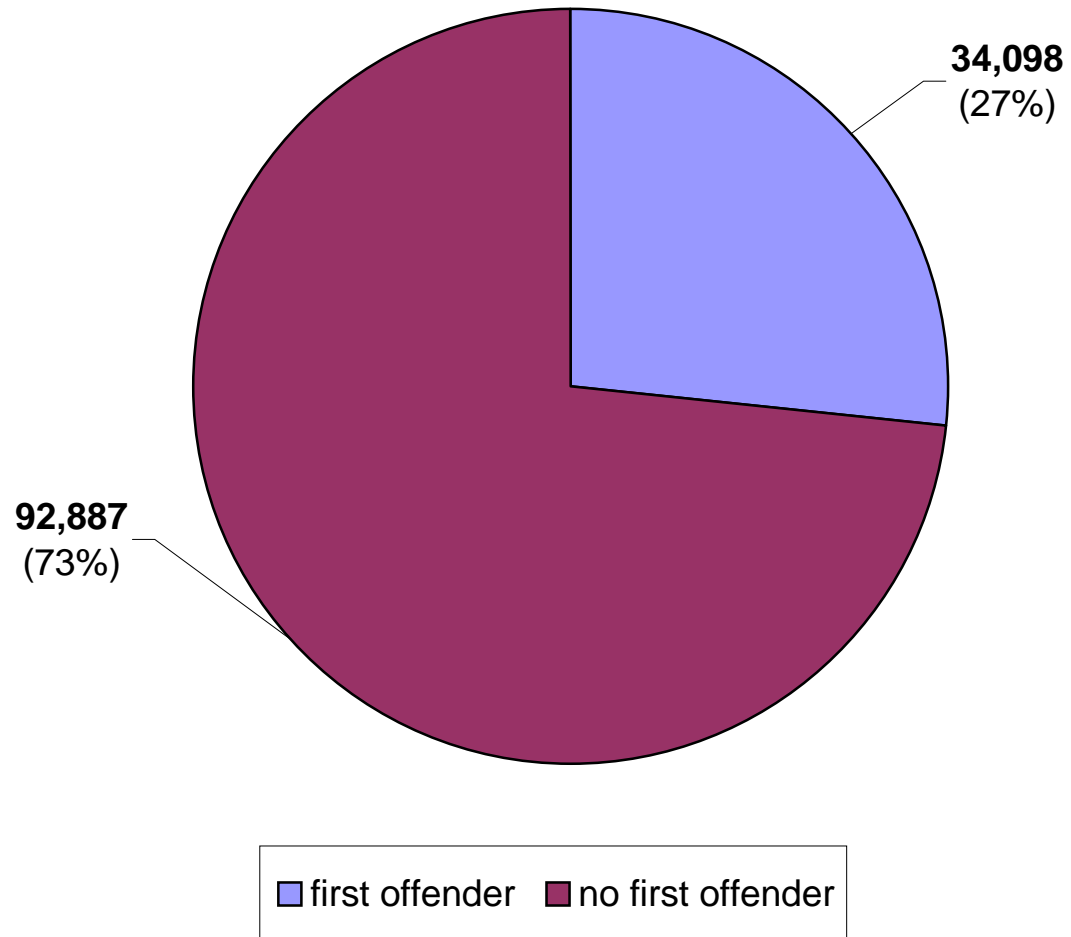
Active Probationers By Current Supervision Type



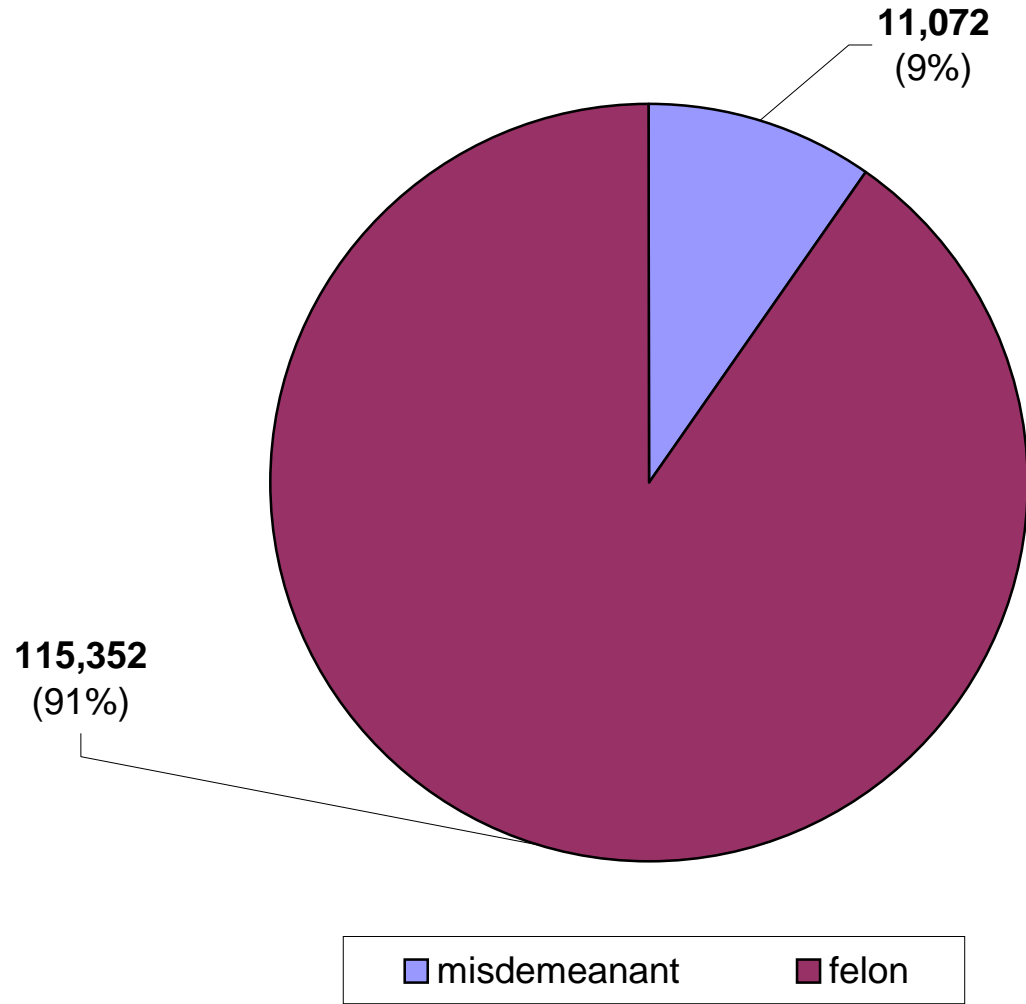
Active Probationers By Case Type



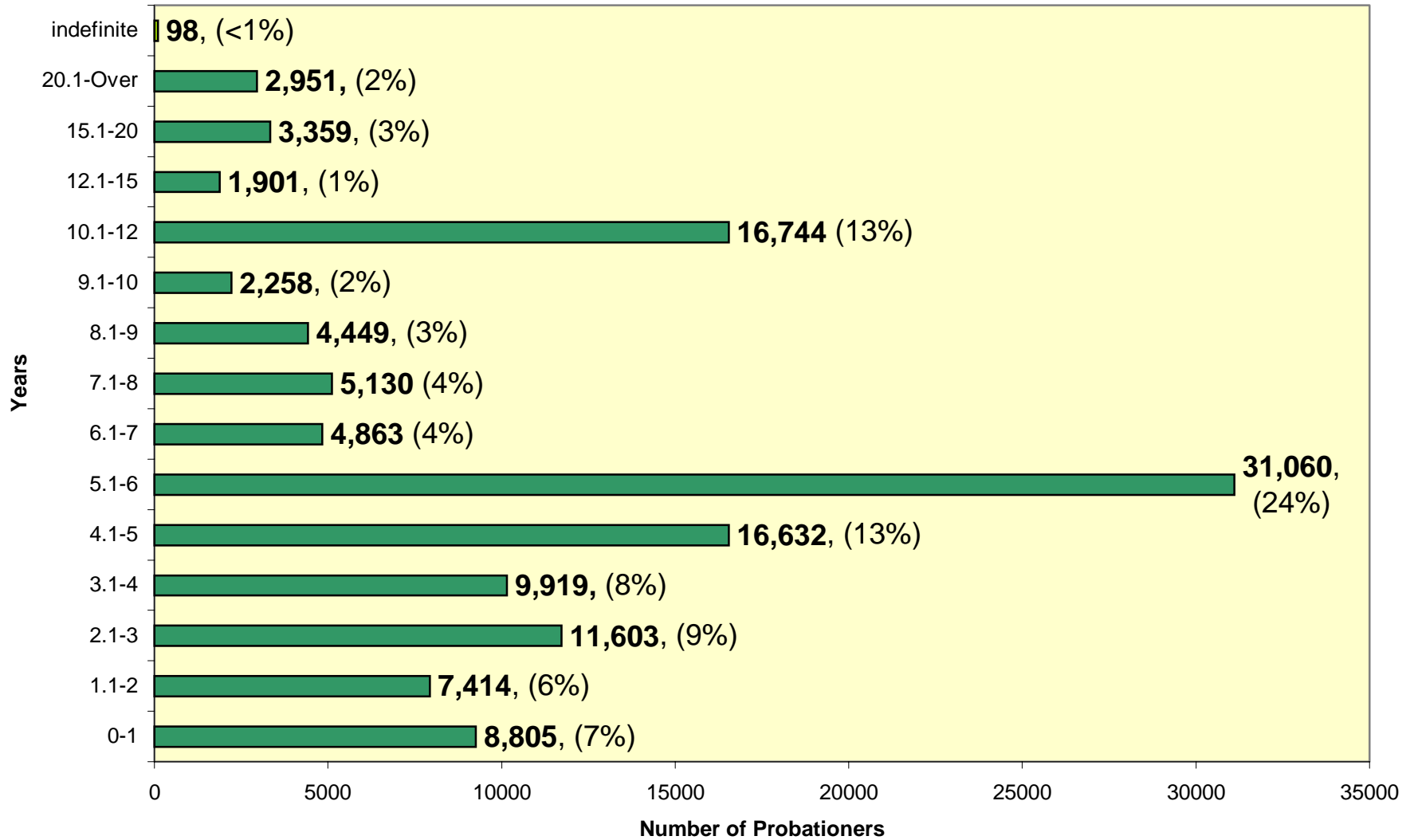
Active Probationers By First Offender Status



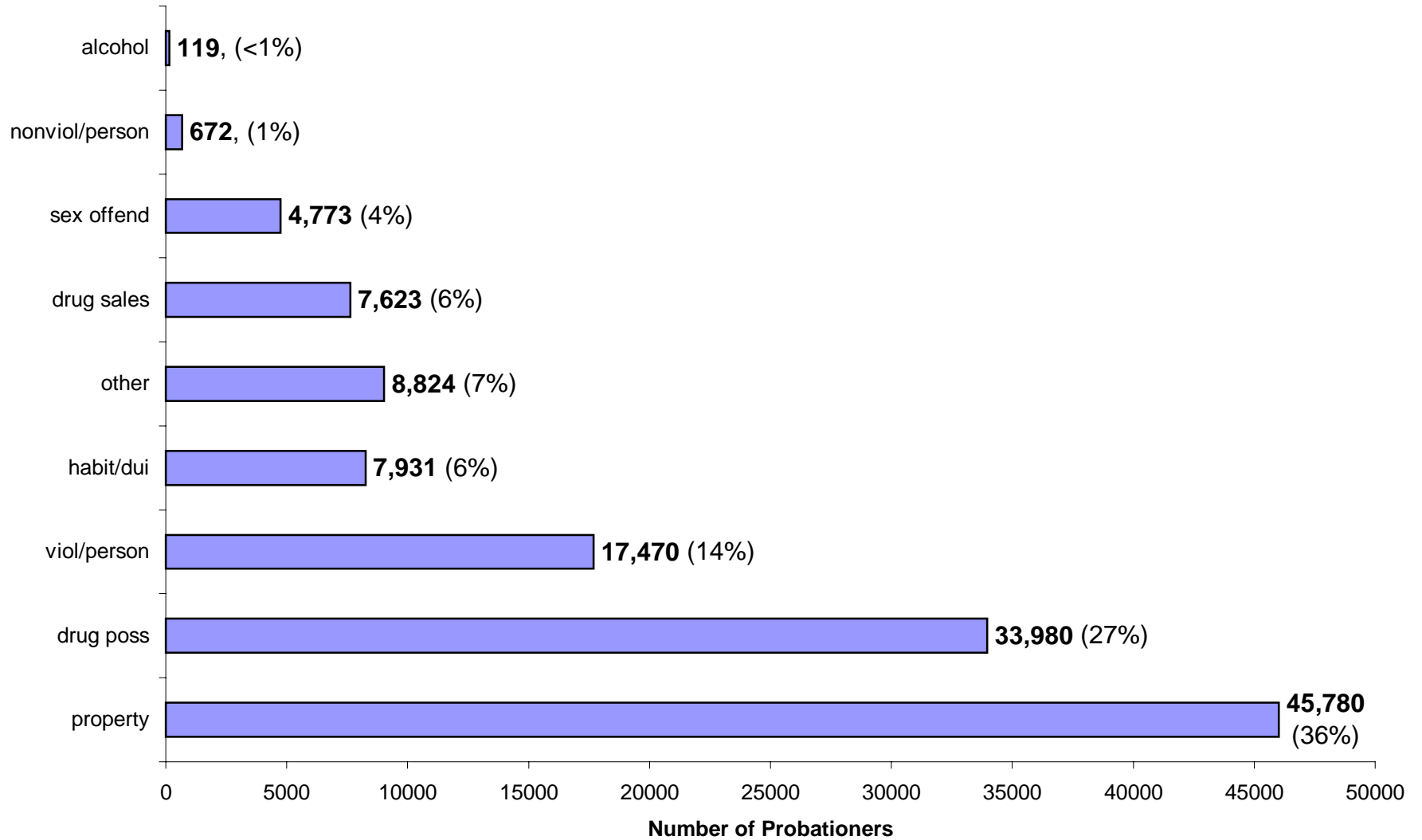
Active Probationer By Sentence Type



Active Probationers By Sentence Length



Active Probationers by Crime Type



Probationer Statistical Profile

Table of contents for Active & admin probationers, not in facilities

Title	Page
-----	----
RACE AND SEX	2
CURRENT SUPERVISION TYPE	3
ORIGINAL SUPERVISION TYPE	4
TOTAL RISK SCORE	5
TOTAL NEED SCORE	6
COUNTY OF CONVICTION	7
CIRCUIT OF CONVICTION	12
CIRCUIT OF CURRENT SUPERVISION	14
SENTENCE LENGTH	16
TIME SERVED	17
TIME LEFT TO SERVE	18
CASE TYPE	19
RELEASE TYPE	20
FIRST OFFENDER STATUS	21
TYPE PROBATIONER	22
MOST SERIOUS CRIME BY GROUP	23
MOST SERIOUS OFFENSE	24
MOST SERIOUS CRIME TYPE	35

Probationer Statistical Profile

Sample: Active & admin probationers, not in facilities
 Act probationers 01/24/2001

Requestor: Statistics

RACE AND SEX by current age & sex

RACE AND SEX	M e n				W o m e n				Grand Total %		
	age 00-21 %	age 22-39 %	age 40-98 %	age UNKWN %	Men Total %	age 00-21 %	age 22-39 %	age 40-98 %		age UNKWN %	Women Total %
WHITE MALE	5626 45	27199 45	13837 50	106 66	46768 47	0 0	0 0	0 0	0 0	0 0	46768 37
NON WHITE MALE	6818 55	32633 55	13900 50	55 34	53406 53	0 0	0 0	0 0	0 0	0 0	53406 42
WHITE FEMALE	0 0	0 0	0 0	0 0	0 0	1161 45	8095 47	3712 52	14 64	12982 48	12982 10
NON WHITE FEMALE	0 0	0 0	0 0	0 0	0 0	1398 55	9169 53	3455 48	8 36	14030 52	14030 11
Total reported	12444	59832	27737	161	100174	2559	17264	7167	22	27012	127186
Percent Reported	100.0	100.0	100.0	100.0	100.0	100.0	100.0	100.0	100.0	100.0	100.0
NOT REPORTED	0	0	1	0	1	0	0	0	0	0	1
Total	12444	59832	27738	161	100175	2559	17264	7167	22	27012	127187
AVERAGE W-AGE	19.83	29.82	47.54	***	33.49	19.86	30.47	46.20	***	33.64	33.52

*** Average age excludes missing dates of birth

Probationer Statistical Profile

Sample: Active & admin probationers, not in facilities
Act probationers 01/24/2001

Requestor: Statistics

CURRENT SUPERVISION TYPE by current age & sex

SUPERVISION TYPE	Men				Women				Grand Total	%
	age 00-21	age 22-39	age 40-98	age UNKWN	age 00-21	age 22-39	age 40-98	age UNKWN		
UNSUPERVISED	310	4375	2396	13	56	1145	596	3	1800	8894
WARRANT	1	2	0	0	0	0	0	0	0	3
BC AFTERCARE	0	0	0	0	0	0	0	0	0	0
HOME CONFINEMENT	0	5	1	0	0	1	0	0	1	7
INTENSIVE	942	2720	945	8	114	687	217	1	1019	5634
MAXIMUM	688	3927	1895	15	68	614	227	0	909	7434
HIGH	1586	7878	3525	14	194	1548	590	2	2334	15337
MEDIUM	0	0	0	0	0	0	0	0	0	0
STANDARD	7258	27508	12196	84	1883	10293	4067	14	16257	63303
ADMINISTRATIVE	1439	12220	6154	27	229	2707	1349	2	4287	24127
FINANCIAL	1	17	62	0	0	0	1	0	1	81
OBSOLETE CODES	0	0	0	0	0	0	0	0	0	0
UNCLASSIFIED	219	1180	564	0	15	269	120	0	404	2367
Total reported	12444	59832	27738	161	2559	17264	7167	22	27012	127187
Percent Reported	100.0	100.0	100.0	100.0	100.0	100.0	100.0	100.0	100.0	100.0
NOT REPORTED	0	0	0	0	0	0	0	0	0	0
Total	12444	59832	27738	161	2559	17264	7167	22	27012	127187

* NOTE: IN MARCH, 1994 COMMUNITY CORRECTIONS REDEFINED THEIR TYPES. MEDIMUM AND MINIMUM WERE COLLAPSED INTO STANDARD AND MAXIMUM WAS COMBINED WITH HIGH

Georgia Department of Corrections

Page 4 Run 01/24/01

Office of Planning & Analysis

Probationer Statistical Profile

Sample: Active & admin probationers, not in facilities
Act probationers 01/24/2001

Requestor: Statistics

ORIGINAL SUPERVISION TYPE by current age & sex

SUPERVISION TYPE	M e n				W o m e n				Grand Total %		
	age 00-21 %	age 22-39 %	age 40-98 %	age UNKWN %	Men Total %	age 00-21 %	age 22-39 %	age 40-98 %		age UNKWN %	Women Total %
UNSUPERVISED	0 0	3 0	5 0	0 0	8 0	0 0	0 0	0 0	0 0	0 0	8 0
WARRANT	0 0	2 0	1 0	0 0	3 0	0 0	0 0	0 0	0 0	0 0	3 0
BC AFTERCARE	0 0	68 0	1 0	0 0	69 0	0 0	0 0	0 0	0 0	0 0	69 0
HOME CONFINEMENT	1 0	22 0	6 0	0 0	29 0	0 0	3 0	2 0	0 0	5 0	34 0
INTENSIVE	1227 10	5198 9	2129 8	25 16	8579 9	146 6	1320 8	557 8	3 14	2026 8	10605 8
MAXIMUM	623 5	4599 8	2738 10	17 11	7977 8	74 3	739 4	339 5	0 0	1152 4	9129 7
HIGH	1669 13	10198 17	4959 18	22 14	16848 17	213 8	2112 12	934 13	2 9	3261 12	20109 16
MEDIUM	2 0	604 1	460 2	0 0	1066 1	0 0	157 1	166 2	0 0	323 1	1389 1
STANDARD	7861 63	29374 49	12788 46	80 50	50103 50	2012 79	11083 64	4263 59	16 73	17374 64	67477 53
ADMINISTRATIVE	725 6	5336 9	2581 9	12 7	8654 9	91 4	983 6	490 7	1 5	1565 6	10219 8
FINANCIAL	1 0	25 0	72 0	0 0	98 0	0 0	0 0	2 0	0 0	2 0	100 0
OBSOLETE CODES	0 0	0 0	0 0	0 0	0 0	0 0	0 0	0 0	0 0	0 0	0 0
UNCLASSIFIED	335 3	4403 7	1998 7	5 3	6741 7	23 1	867 5	414 6	0 0	1304 5	8045 6
Total reported	12444	59832	27738	161	100175	2559	17264	7167	22	27012	127187
Percent Reported	100.0	100.0	100.0	100.0	100.0	100.0	100.0	100.0	100.0	100.0	100.0
NOT REPORTED	0	0	0	0	0	0	0	0	0	0	0
Total	12444	59832	27738	161	100175	2559	17264	7167	22	27012	127187

* NOTE: IN MARCH, 1994 COMMUNITY CORRECTIONS REDEFINED THEIR TYPES. MEDIUM AND MINIMUM WERE COLLAPSED INTO STANDARD AND MAXIMUM WAS COMBINED WITH HIGH

Georgia Department of Corrections

Probationer Statistical Profile

Sample: Active & admin probationers, not in facilities
Act probationers 01/24/2001

Requestor: Statistics

TOTAL RISK SCORE by current age & sex

SCORE	M e n					W o m e n					Grand Total %
	age 00-21 %	age 22-39 %	age 40-98 %	age UNKWN %	Men Total %	age 00-21 %	age 22-39 %	age 40-98 %	age UNKWN %	Women Total %	
< 00 (ADMIN.)	0 0	0 0	0 0	0 0	0 0	0 0	0 0	0 0	0 0	0 0	0 0
00-07 (MINIMUM)	0 0	242 0	245 1	0 0	487 1	1 0	88 1	133 2	0 0	222 1	709 1
08-14 (MEDIUM)	1 0	643 1	422 2	0 0	1066 1	0 0	167 1	139 2	0 0	306 1	1372 1
15-24 (HIGH)	4 0	865 2	749 3	0 0	1618 2	0 0	176 1	143 2	0 0	319 1	1937 2
25 & OVER (MAXIMUM)	2 0	713 1	608 2	0 0	1323 1	2 0	84 1	63 1	0 0	149 1	1472 1
NO SCORE, DIRECT ASG	12203100	52348 96	23310 92	161100	88022 95	2539100	15564 97	6085 93	22100	24210 96	112232 95
Total reported	12210	54811	25334	161	92516	2542	16079	6563	22	25206	117722
Percent Reported	98.1	91.6	91.3	100.0	92.4	99.3	93.1	91.6	100.0	93.3	92.6
NOT REPORTED	234	5021	2404	0	7659	17	1185	604	0	1806	9465
Total	12444	59832	27738	161	100175	2559	17264	7167	22	27012	127187

* NOTE: IN MARCH, 1990 THE CATEGORIES "DIRECT ASSIGNMENT TO SUPERVISION LEVEL" AND "NEGATIVE SCORES, ADMINISTRATIVE LEVEL" WERE ADDED TO RISK & NEED

Georgia Department of Corrections

Page 6 Run 01/24/01

Office of Planning & Analysis

Probationer Statistical Profile

Sample: Active & admin probationers, not in facilities
Act probationers 01/24/2001

Requestor: Statistics

TOTAL NEED SCORE by current age & sex

SCORE	M e n				W o m e n				Grand Total %		
	age 00-21 %	age 22-39 %	age 40-98 %	age UNKWN %	Men Total %	age 00-21 %	age 22-39 %	age 40-98 %		age UNKWN %	Women Total %
< 00 (ADMIN.)	0 0	6 0	8 0	0 0	14 0	0 0	5 0	3 0	0 0	8 0	22 0
00-07 (MINIMUM)	1 0	502 1	368 1	0 0	871 1	1 0	119 1	110 2	0 0	230 1	1101 1
08-14 (MEDIUM)	1 0	948 2	761 3	0 0	1710 2	1 0	185 1	177 3	0 0	363 1	2073 2
15-24 (HIGH)	4 0	852 2	729 3	0 0	1585 2	1 0	167 1	154 2	0 0	322 1	1907 2
25 & OVER (MAXIMUM)	1 0	155 0	158 1	0 0	314 0	0 0	39 0	34 1	0 0	73 0	387 0
NO SCORE, DIRECT ASG	12203100	52348 96	23310 92	161100	88022 95	2539100	15564 97	6085 93	22100	24210 96	112232 95
Total reported	12210	54811	25334	161	92516	2542	16079	6563	22	25206	117722
Percent Reported	98.1	91.6	91.3	100.0	92.4	99.3	93.1	91.6	100.0	93.3	92.6
NOT REPORTED	234	5021	2404	0	7659	17	1185	604	0	1806	9465
Total	12444	59832	27738	161	100175	2559	17264	7167	22	27012	127187

* NOTE: IN MARCH, 1990 THE CATEGORIES "DIRECT ASSIGNMENT TO SUPERVISION LEVEL" AND "NEGATIVE SCORES, ADMINISTRATIVE LEVEL" WERE ADDED TO RISK & NEED

Probationer Statistical Profile

Sample: Active & admin probationers, not in facilities
Act probationers 01/24/2001

Requestor: Statistics

COUNTY OF CONVICTION by current age & sex

COUNTY	M e n							W o m e n							Grand Total %
	age 00-21 %	age 22-39 %	age 40-98 %	age UNKWN %	Men Total %	age 00-21 %	age 22-39 %	age 40-98 %	age UNKWN %	Women Total %					
APPLING COUNTY	40 0	121 0	58 0	0 0	219 0	3 0	28 0	14 0	0 0	45 0	264 0				
ATKINSON COUNTY	9 0	75 0	54 0	0 0	138 0	1 0	18 0	9 0	0 0	28 0	166 0				
BACON COUNTY	11 0	54 0	25 0	0 0	90 0	1 0	10 0	6 0	0 0	17 0	107 0				
BAKER COUNTY	6 0	41 0	21 0	1 1	69 0	1 0	5 0	1 0	0 0	7 0	76 0				
BALDWIN COUNTY	144 1	619 1	226 1	0 0	989 1	27 1	165 1	59 1	0 0	251 1	1240 1				
BANKS COUNTY	36 0	144 0	75 0	1 1	256 0	10 0	45 0	18 0	0 0	73 0	329 0				
BARROW COUNTY	73 1	437 1	212 1	0 0	722 1	17 1	113 1	49 1	0 0	179 1	901 1				
BARTOW COUNTY	124 1	903 2	461 2	2 1	1490 1	27 1	261 2	100 1	0 0	388 1	1878 1				
BEN HILL COUNTY	25 0	151 0	64 0	1 1	241 0	3 0	41 0	17 0	0 0	61 0	302 0				
BERRIEN COUNTY	20 0	148 0	75 0	1 1	244 0	5 0	34 0	17 0	0 0	56 0	300 0				
BIBB COUNTY	268 2	1596 3	749 3	3 2	2616 3	74 3	560 3	228 3	0 0	862 3	3478 3				
BLECKLEY COUNTY	39 0	130 0	41 0	0 0	210 0	2 0	30 0	12 0	0 0	44 0	254 0				
BRANTLEY COUNTY	8 0	52 0	36 0	0 0	96 0	3 0	10 0	8 0	0 0	21 0	117 0				
BROOKS COUNTY	58 0	186 0	78 0	2 1	324 0	1 0	40 0	15 0	0 0	56 0	380 0				
BRYAN COUNTY	20 0	77 0	41 0	1 1	139 0	1 0	17 0	15 0	1 5	34 0	173 0				
BULLOCH COUNTY	228 2	582 1	192 1	1 1	1003 1	65 3	192 1	59 1	0 0	316 1	1319 1				
BURKE COUNTY	33 0	128 0	52 0	0 0	213 0	1 0	28 0	11 0	0 0	40 0	253 0				
BUTTS COUNTY	36 0	163 0	67 0	0 0	266 0	3 0	36 0	16 0	0 0	55 0	321 0				
CALHOUN COUNTY	11 0	68 0	36 0	0 0	115 0	3 0	23 0	10 0	0 0	36 0	151 0				
CAMDEN COUNTY	48 0	209 0	77 0	2 1	336 0	3 0	38 0	20 0	0 0	61 0	397 0				
CANDLER COUNTY	16 0	68 0	30 0	1 1	115 0	4 0	27 0	10 0	0 0	41 0	156 0				
CARROLL COUNTY	107 1	422 1	204 1	3 2	736 1	27 1	132 1	58 1	0 0	217 1	953 1				
CATOOSA COUNTY	76 1	324 1	124 0	0 0	524 1	16 1	121 1	46 1	0 0	183 1	707 1				
CHARLTON COUNTY	9 0	45 0	26 0	0 0	80 0	2 0	5 0	4 0	0 0	11 0	91 0				
CHATHAM COUNTY	364 3	1354 2	655 2	5 3	2378 2	86 3	607 4	252 4	1 5	946 4	3324 3				
CHATTAHOOCHEE COUNTY	5 0	14 0	9 0	0 0	28 0	1 0	2 0	4 0	0 0	7 0	35 0				
CHATTOOGA COUNTY	41 0	210 0	108 0	0 0	359 0	9 0	62 0	34 0	0 0	105 0	464 0				
CHEROKEE COUNTY	221 2	743 1	348 1	5 3	1317 1	42 2	213 1	92 1	1 5	348 1	1665 1				
CLARKE COUNTY	161 1	594 1	216 1	3 2	974 1	32 1	172 1	51 1	0 0	255 1	1229 1				
CLAY COUNTY	11 0	37 0	17 0	0 0	65 0	1 0	11 0	7 0	0 0	19 0	84 0				
CLAYTON COUNTY	281 2	843 1	373 1	0 0	1497 1	94 4	390 2	128 2	0 0	612 2	2109 2				
CLINCH COUNTY	13 0	105 0	66 0	0 0	184 0	1 0	20 0	14 0	0 0	35 0	219 0				
COBB COUNTY	898 7	5114 9	2259 8	17 11	8288 8	208 8	1496 9	630 9	2 9	2336 9	10624 8				
COFFEE COUNTY	42 0	236 0	130 0	2 1	410 0	8 0	89 1	28 0	0 0	125 0	535 0				
COLQUITT COUNTY	114 1	544 1	223 1	3 2	884 1	16 1	111 1	56 1	1 5	184 1	1068 1				

(continued)

Probationer Statistical Profile

Sample: Active & admin probationers, not in facilities
Act probationers 01/24/2001

Requestor: Statistics

COUNTY OF CONVICTION by current age & sex (CONTINUED)

COUNTY	Men							Women							Grand Total	%						
	age 00-21	%	age 22-39	%	age 40-98	%	UNKWN	Men Total	%	age 00-21	%	age 22-39	%	age 40-98			%	UNKWN	Women Total	%		
COLUMBIA COUNTY	103	1	368	1	143	1	0	0	614	1	24	1	92	1	51	1	0	0	167	1	781	1
COOK COUNTY	26	0	277	0	121	0	0	0	424	0	5	0	69	0	30	0	0	0	104	0	528	0
COWETA COUNTY	90	1	473	1	211	1	3	2	777	1	35	1	179	1	50	1	1	5	265	1	1042	1
CRAWFORD COUNTY	17	0	58	0	20	0	0	0	95	0	2	0	8	0	5	0	0	0	15	0	110	0
CRISP COUNTY	61	0	228	0	125	0	2	1	416	0	12	0	73	0	28	0	0	0	113	0	529	0
DADE COUNTY	23	0	115	0	52	0	0	0	190	0	1	0	40	0	10	0	0	0	51	0	241	0
DAWSON COUNTY	16	0	70	0	46	0	0	0	132	0	3	0	18	0	9	0	0	0	30	0	162	0
DECATUR COUNTY	40	0	325	1	162	1	1	1	528	1	6	0	86	0	37	1	0	0	129	0	657	1
DEKALB COUNTY	793	6	2766	5	1223	4	3	2	4785	5	168	7	830	5	285	4	1	5	1284	5	6069	5
DODGE COUNTY	38	0	170	0	97	0	2	1	307	0	10	0	57	0	25	0	0	0	92	0	399	0
DOOLY COUNTY	21	0	95	0	47	0	0	0	163	0	1	0	26	0	7	0	0	0	34	0	197	0
DOUGHERTY COUNTY	295	2	2052	3	892	3	2	1	3241	3	71	3	613	4	221	3	1	5	906	3	4147	3
DOUGLAS COUNTY	351	3	1600	3	828	3	2	1	2781	3	72	3	506	3	215	3	1	5	794	3	3575	3
EARLY COUNTY	44	0	141	0	67	0	1	1	253	0	4	0	41	0	20	0	0	0	65	0	318	0
ECHOLS COUNTY.	6	0	23	0	17	0	0	0	46	0	0	0	2	0	1	0	0	0	3	0	49	0
EFFINGHAM COUNTY	98	1	273	0	136	0	0	0	507	1	18	1	99	1	34	0	0	0	151	1	658	1
ELBERT COUNTY	24	0	245	0	126	0	0	0	395	0	5	0	64	0	27	0	0	0	96	0	491	0
EMANUEL COUNTY	28	0	121	0	49	0	0	0	198	0	4	0	28	0	15	0	1	5	48	0	246	0
EVANS COUNTY	17	0	52	0	27	0	0	0	96	0	3	0	14	0	1	0	0	0	18	0	114	0
FANNIN COUNTY	25	0	181	0	116	0	1	1	323	0	9	0	73	0	28	0	0	0	110	0	433	0
FAYETTE COUNTY	112	1	363	1	134	0	1	1	610	1	23	1	142	1	61	1	0	0	226	1	836	1
FLOYD COUNTY	118	1	811	1	452	2	1	1	1382	1	44	2	271	2	118	2	0	0	433	2	1815	1
FORSYTH COUNTY	74	1	353	1	197	1	1	1	625	1	12	0	107	1	58	1	1	5	178	1	803	1
FRANKLIN COUNTY	25	0	198	0	108	0	1	1	332	0	6	0	43	0	15	0	0	0	64	0	396	0
FULTON COUNTY	865	7	4824	8	2270	8	4	2	7963	8	98	4	972	6	506	7	1	5	1577	6	9540	8
GILMER COUNTY	58	0	278	0	161	1	1	1	498	0	10	0	87	1	51	1	0	0	148	1	646	1
GLASCOCK COUNTY	3	0	9	0	2	0	0	0	14	0	0	0	2	0	0	0	0	0	2	0	16	0
GLYNN COUNTY	155	1	695	1	336	1	1	1	1187	1	40	2	219	1	81	1	0	0	340	1	1527	1
GORDON COUNTY	56	0	549	1	276	1	1	1	882	1	19	1	189	1	70	1	0	0	278	1	1160	1
GRADY COUNTY	31	0	200	0	104	0	0	0	335	0	1	0	50	0	20	0	0	0	71	0	406	0
GREENE COUNTY	56	0	184	0	77	0	0	0	317	0	9	0	38	0	16	0	0	0	63	0	380	0
WINNETT COUNTY	540	4	2663	4	1080	4	7	4	4290	4	114	4	739	4	290	4	1	5	1144	4	5434	4
HABERSHAM COUNTY	26	0	101	0	71	0	0	0	198	0	11	0	31	0	10	0	0	0	52	0	250	0
HALL COUNTY	107	1	635	1	321	1	4	2	1067	1	42	2	239	1	97	1	0	0	378	1	1445	1
HANCOCK COUNTY	18	0	69	0	30	0	0	0	117	0	2	0	10	0	5	0	0	0	17	0	134	0

(continued)

Probationer Statistical Profile

Sample: Active & admin probationers, not in facilities
Act probationers 01/24/2001

Requestor: Statistics

COUNTY OF CONVICTION by current age & sex (CONTINUED)

COUNTY	Men					Women					Grand Total	%
	age 00-21	age 22-39	age 40-98	age UNKWN	Men Total	age 00-21	age 22-39	age 40-98	age UNKWN	Women Total		
HARALSON COUNTY	33	182	138	2	355	6	41	16	0	63	418	
HARRIS COUNTY	30	114	63	1	208	4	16	16	0	36	244	
HART COUNTY	27	160	74	2	263	1	43	16	0	60	323	
HEARD COUNTY	14	47	35	0	96	2	16	6	0	24	120	
HENRY COUNTY	175	647	240	2	1064	31	170	68	0	269	1333	
HOUSTON COUNTY	153	559	227	1	940	21	175	69	0	265	1205	
IRWIN COUNTY	21	74	35	1	131	2	7	3	0	12	143	
JACKSON COUNTY	56	276	154	0	486	14	93	44	1	152	638	
JASPER COUNTY	21	60	37	0	118	0	14	7	0	21	139	
JEFF DAVIS COUNTY	23	116	57	3	199	1	20	12	0	33	232	
JEFFERSON COUNTY	63	180	109	1	353	5	45	21	0	71	424	
JENKINS COUNTY	15	75	30	0	120	4	8	6	0	18	138	
JOHNSON COUNTY	27	102	33	0	162	0	14	9	0	23	185	
JONES COUNTY	55	246	100	1	402	5	44	25	0	74	476	
LAMAR COUNTY	16	176	60	1	253	8	29	11	0	48	301	
LANIER COUNTY	9	115	34	0	158	3	27	12	0	42	200	
LAURENS COUNTY	58	361	167	2	588	7	78	27	1	113	701	
LEE COUNTY	50	233	133	0	416	11	44	21	0	76	492	
LIBERTY COUNTY	54	201	45	3	303	6	75	27	0	108	411	
LINCOLN COUNTY	8	45	33	0	86	0	8	8	0	16	102	
LONG COUNTY	5	29	18	1	53	2	6	5	0	13	66	
LOWNDES COUNTY	240	967	388	2	1597	40	266	89	0	395	1992	
LUMPKIN COUNTY	24	129	67	1	221	1	48	20	0	69	290	
MACON COUNTY	29	173	118	0	320	2	37	23	0	62	382	
MADISON COUNTY	25	202	109	3	339	5	48	16	0	69	408	
MARION COUNTY	13	45	23	0	81	2	2	4	0	8	89	
MCDUFFIE COUNTY	16	157	83	0	256	5	44	15	0	64	320	
MCINTOSH COUNTY	13	77	51	0	141	0	20	15	0	35	176	
MERIWETHER COUNTY	68	182	112	1	363	10	46	27	1	84	447	
MILLER COUNTY	13	65	36	0	114	6	17	11	0	34	148	
MITCHELL COUNTY	72	375	159	0	606	19	89	31	0	139	745	
MONROE COUNTY	34	182	78	1	295	7	50	20	0	77	372	
MONTGOMERY COUNTY	18	68	29	0	115	4	17	7	0	28	143	
MORGAN COUNTY	27	175	80	1	283	6	21	10	0	37	320	
MURRAY COUNTY	32	182	67	0	281	4	54	13	0	71	352	

(continued)

COUNTY OF CONVICTION by current age & sex (CONTINUED)

COUNTY	M e n								W o m e n								Grand					
	age	age	age	age	Men	age	age	age	age	Women	age	age	age	Women	Grand							
	00-21	%	22-39	%	40-98	%	UNKWN	%	Total	%	00-21	%	22-39	%	40-98	%	UNKWN	%	Total	%		
MUSCOGEE COUNTY	274	2	1445	2	655	2	2	1	2376	2	73	3	505	3	205	3	0	0	783	3	3159	2
NEWTON COUNTY	84	1	749	1	403	1	2	1	1238	1	22	1	205	1	80	1	1	5	308	1	1546	1
OCONEE COUNTY	17	0	63	0	38	0	0	0	118	0	3	0	17	0	3	0	0	0	23	0	141	0
OGLETHORPE COUNTY	18	0	115	0	58	0	1	1	192	0	3	0	15	0	12	0	0	0	30	0	222	0
PAULDING COUNTY	93	1	361	1	191	1	3	2	648	1	14	1	80	0	40	1	0	0	134	0	782	1
PEACH COUNTY	19	0	161	0	67	0	0	0	247	0	2	0	37	0	15	0	0	0	54	0	301	0
PICKENS COUNTY	41	0	184	0	106	0	1	1	332	0	7	0	63	0	25	0	0	0	95	0	427	0
PIERCE COUNTY	16	0	54	0	23	0	0	0	93	0	0	0	18	0	3	0	0	0	21	0	114	0
PIKE COUNTY	13	0	50	0	36	0	1	1	100	0	1	0	8	0	4	0	0	0	13	0	113	0
POLK COUNTY	40	0	334	1	203	1	2	1	579	1	2	0	68	0	36	1	0	0	106	0	685	1
PULASKI COUNTY	23	0	77	0	42	0	0	0	142	0	6	0	28	0	11	0	1	5	46	0	188	0
PUTNAM COUNTY	53	0	279	0	131	0	1	1	464	0	9	0	45	0	26	0	0	0	80	0	544	0
QUITMAN COUNTY	4	0	23	0	12	0	0	0	39	0	2	0	10	0	5	0	0	0	17	0	56	0
RABUN COUNTY	27	0	91	0	44	0	0	0	162	0	0	0	10	0	10	0	0	0	20	0	182	0
RANDOLPH COUNTY	17	0	84	0	31	0	0	0	132	0	3	0	26	0	17	0	0	0	46	0	178	0
RICHMOND COUNTY	292	2	1295	2	656	2	1	1	2244	2	94	4	467	3	204	3	0	0	765	3	3009	2
ROCKDALE COUNTY	100	1	382	1	145	1	0	0	627	1	20	1	114	1	58	1	0	0	192	1	819	1
SCHLEY COUNTY	17	0	66	0	31	0	0	0	114	0	0	0	18	0	6	0	0	0	24	0	138	0
SCREVEN COUNTY	50	0	176	0	91	0	0	0	317	0	5	0	63	0	32	0	0	0	100	0	417	0
SEMINOLE COUNTY	31	0	113	0	52	0	1	1	197	0	8	0	32	0	10	0	0	0	50	0	247	0
SPALDING COUNTY	170	1	541	1	260	1	4	2	975	1	48	2	200	1	82	1	0	0	330	1	1305	1
STEPHENS COUNTY	26	0	151	0	67	0	1	1	245	0	6	0	45	0	17	0	0	0	68	0	313	0
STEWART COUNTY	8	0	87	0	59	0	0	0	154	0	0	0	14	0	8	0	0	0	22	0	176	0
SUMTER COUNTY	134	1	656	1	359	1	0	0	1149	1	21	1	193	1	92	1	0	0	306	1	1455	1
TALBOT COUNTY	8	0	37	0	16	0	0	0	61	0	0	0	4	0	4	0	0	0	8	0	69	0
TALIAFERRO COUNTY	2	0	7	0	4	0	1	1	14	0	0	0	1	0	1	0	0	0	2	0	16	0
TATNALL COUNTY	14	0	96	0	57	0	1	1	168	0	1	0	14	0	13	0	0	0	28	0	196	0
TAYLOR COUNTY	14	0	54	0	29	0	0	0	97	0	3	0	11	0	2	0	0	0	16	0	113	0
TELFAIR COUNTY	29	0	141	0	60	0	0	0	230	0	6	0	33	0	18	0	0	0	57	0	287	0
TERRELL COUNTY	43	0	170	0	55	0	1	1	269	0	13	1	53	0	19	0	0	0	85	0	354	0
THOMAS COUNTY	138	1	620	1	260	1	1	1	1019	1	24	1	148	1	55	1	0	0	227	1	1246	1
TIFT COUNTY	57	0	377	1	165	1	1	1	600	1	15	1	94	1	34	0	1	5	144	1	744	1
TOOMBS COUNTY	58	0	240	0	112	0	3	2	413	0	20	1	85	0	40	1	0	0	145	1	558	0
TOWNS COUNTY	15	0	53	0	21	0	0	0	89	0	1	0	16	0	5	0	0	0	22	0	111	0
TREUTLEN COUNTY	11	0	89	0	39	0	2	1	141	0	2	0	9	0	8	0	0	0	19	0	160	0

(continued)

Georgia Department of Corrections

Page 11 Run 01/24/01 Office of Planning & Analysis

Probationer Statistical Profile

Sample: Active & admin probationers, not in facilities Requestor: Statistics
 Act probationers 01/24/2001

COUNTY OF CONVICTION by current age & sex (CONTINUED)

COUNTY	M e n				W o m e n				Grand Total %		
	age 00-21 %	age 22-39 %	age 40-98 %	age UNKWN %	Men Total %	age 00-21 %	age 22-39 %	age 40-98 %		age UNKWN %	Women Total %
TROUP COUNTY	126 1	441 1	227 1	1 1	795 1	30 1	173 1	65 1	0 0	268 1	1063 1
TURNER COUNTY	18 0	96 0	38 0	0 0	152 0	3 0	16 0	11 0	0 0	30 0	182 0
TWIGGS COUNTY	6 0	82 0	32 0	1 1	121 0	2 0	20 0	9 0	0 0	31 0	152 0
UNION COUNTY	20 0	82 0	40 0	0 0	142 0	7 0	23 0	12 0	0 0	42 0	184 0
UPSON COUNTY	45 0	138 0	60 0	0 0	243 0	6 0	45 0	15 0	2 9	68 0	311 0
WALKER COUNTY	75 1	390 1	184 1	1 1	650 1	14 1	109 1	41 1	0 0	164 1	814 1
WALTON COUNTY	74 1	648 1	310 1	1 1	1033 1	17 1	142 1	55 1	0 0	214 1	1247 1
WARE COUNTY	41 0	256 0	125 0	0 0	422 0	11 0	95 1	39 1	0 0	145 1	567 0
WARREN COUNTY	10 0	44 0	23 0	1 1	78 0	0 0	5 0	2 0	0 0	7 0	85 0
WASHINGTON COUNTY	41 0	155 0	75 0	0 0	271 0	7 0	48 0	26 0	0 0	81 0	352 0
WAYNE COUNTY	24 0	144 0	73 0	0 0	241 0	2 0	46 0	25 0	0 0	73 0	314 0
WEBSTER COUNTY	5 0	34 0	23 0	0 0	62 0	0 0	4 0	0 0	0 0	4 0	66 0
WHEELER COUNTY	5 0	35 0	24 0	0 0	64 0	1 0	10 0	9 0	0 0	20 0	84 0
WHITE COUNTY	25 0	102 0	68 0	0 0	195 0	5 0	33 0	14 0	0 0	52 0	247 0
WHITFIELD COUNTY	160 1	761 1	307 1	0 0	1228 1	35 1	254 1	87 1	0 0	376 1	1604 1
WILCOX COUNTY	10 0	47 0	17 0	2 1	76 0	1 0	9 0	1 0	0 0	11 0	87 0
WILKES COUNTY	19 0	84 0	49 0	0 0	152 0	2 0	14 0	10 0	0 0	26 0	178 0
WILKINSON COUNTY	24 0	80 0	47 0	0 0	151 0	4 0	19 0	11 0	0 0	34 0	185 0
WORTH COUNTY	43 0	189 0	99 0	0 0	331 0	9 0	34 0	23 0	0 0	66 0	397 0
OUT OF STATE	224 2	1517 3	559 2	1 1	2301 2	43 2	474 3	185 3	0 0	702 3	3003 2
Total reported	12444	59825	27732	161	100162	2559	17263	7165	22	27009	127171
Percent Reported	100.0	100.0	100.0	100.0	100.0	100.0	100.0	100.0	100.0	100.0	100.0
NOT REPORTED	0	7	6	0	13	0	1	2	0	3	16
Total	12444	59832	27738	161	100175	2559	17264	7167	22	27012	127187

Probationer Statistical Profile

Sample: Active & admin probationers, not in facilities
Act probationers 01/24/2001

Requestor: Statistics

CIRCUIT OF CONVICTION by current age & sex

CIRCUIT	M e n								W o m e n								Grand Total %
	age 00-21 %	age 22-39 %	age 40-98 %	age UNKWN %	Men Total %	age 00-21 %	age 22-39 %	age 40-98 %	age UNKWN %	Women Total %							
ALAPAHA CIRCUIT	78 1	721 1	350 1	1 1	1150 1	16 1	168 1	82 1	0 0	266 1	1416 1						
ALCOVY CIRCUIT	159 1	1402 2	718 3	3 2	2282 2	39 2	349 2	136 2	1 5	525 2	2807 2						
ATLANTA CIRCUIT	865 7	4824 8	2270 8	4 3	7963 8	98 4	972 6	506 7	1 5	1577 6	9540 8						
ATLANTIC CIRCUIT	123 1	532 1	239 1	6 4	900 1	13 1	146 1	76 1	1 5	236 1	1136 1						
AUGUSTA CIRCUIT	428 3	1791 3	851 3	1 1	3071 3	119 5	587 3	266 4	0 0	972 4	4043 3						
BLUE RIDGE CIRCUIT	221 2	743 1	348 1	5 3	1317 1	42 2	213 1	92 1	1 5	348 1	1665 1						
BRUNSWICK CIRCUIT	290 2	1285 2	601 2	6 4	2182 2	49 2	351 2	152 2	0 0	552 2	2734 2						
CHATTAHOOCHEE CIRCUIT	344 3	1709 3	795 3	3 2	2851 3	83 3	540 3	235 3	0 0	858 3	3709 3						
CHEROKEE CIRCUIT	180 1	1452 2	737 3	3 2	2372 2	46 2	450 3	170 2	0 0	666 2	3038 2						
CLAYTON CIRCUIT	281 2	841 1	371 1	0 0	1493 2	93 4	390 2	128 2	0 0	611 2	2104 2						
COBB CIRCUIT	898 7	5113 9	2258 8	17 11	8286 8	208 8	1496 9	630 9	2 9	2336 9	10622 8						
CONASAUGA CIRCUIT	192 2	943 2	374 1	0 0	1509 2	39 2	308 2	100 1	0 0	447 2	1956 2						
CORDELE CIRCUIT	117 1	521 1	253 1	5 3	896 1	17 1	149 1	53 1	0 0	219 1	1115 1						
COWETA CIRCUIT	405 3	1565 3	789 3	8 5	2767 3	104 4	546 3	206 3	2 9	858 3	3625 3						
DOUGHERTY CIRCUIT	295 2	2052 3	892 3	2 1	3241 3	71 3	613 4	221 3	1 5	906 3	4147 3						
DUBLIN CIRCUIT	102 1	634 1	271 1	5 3	1012 1	11 0	121 1	53 1	1 5	186 1	1198 1						
EASTERN CIRCUIT	364 3	1354 2	655 2	5 3	2378 2	86 3	607 4	252 4	1 5	946 4	3324 3						
FLINT CIRCUIT	101 1	766 1	313 1	2 1	1182 1	17 1	186 1	82 1	0 0	285 1	1467 1						
GRIFFIN CIRCUIT	340 3	1092 2	490 2	6 4	1928 2	78 3	395 2	162 2	2 9	637 2	2565 2						
GWINNETT CIRCUIT	540 4	2663 4	1080 4	7 4	4290 4	114 5	739 4	290 4	1 5	1144 4	5434 4						
HOUSTON CIRCUIT	153 1	559 1	227 1	1 1	940 1	21 1	175 1	69 1	0 0	265 1	1205 1						
LOOKOUT MOUNTAIN CIR	215 2	1039 2	468 2	1 1	1723 2	40 2	332 2	131 2	0 0	503 2	2226 2						
MACON CIRCUIT	304 2	1815 3	836 3	3 2	2958 3	78 3	605 4	248 3	0 0	931 3	3889 3						
MIDDLE CIRCUIT	206 2	764 1	375 1	5 3	1350 1	40 2	233 1	112 2	1 5	386 1	1736 1						
MOUNTAIN CIRCUIT	79 1	343 1	182 1	1 1	605 1	17 1	86 1	37 1	0 0	140 1	745 1						
NORTHEASTERN CIRCUIT	123 1	705 1	367 1	4 3	1199 1	45 2	257 1	106 1	0 0	408 2	1607 1						
NORTHERN CIRCUIT	119 1	920 2	475 2	7 4	1521 2	20 1	213 1	86 1	0 0	319 1	1840 1						
OCMULGEE CIRCUIT	398 3	1712 3	728 3	3 2	2841 3	62 2	356 2	159 2	0 0	577 2	3418 3						
OCONEE CIRCUIT	152 1	621 1	293 1	2 1	1068 1	29 1	175 1	82 1	1 5	287 1	1355 1						
OGEECHEE CIRCUIT	391 3	1106 2	449 2	1 1	1947 2	92 4	362 2	131 2	0 0	585 2	2532 2						
PATAULA CIRCUIT	163 1	633 1	270 1	3 2	1069 1	37 1	190 1	89 1	0 0	316 1	1385 1						
PIEDMONT CIRCUIT	165 1	857 1	441 2	1 1	1464 1	41 2	251 1	111 2	1 5	404 2	1868 1						
ROME CIRCUIT	118 1	811 1	452 2	1 1	1382 1	44 2	271 2	118 2	0 0	433 2	1815 1						
SOUTH GEORGIA CIRCUIT	160 1	1009 2	482 2	2 1	1653 2	30 1	253 1	99 1	0 0	382 1	2035 2						
SOUTHERN CIRCUIT	556 5	2340 4	966 3	8 5	3870 4	81 3	567 3	216 3	1 5	865 3	4735 4						

(continued)

Probationer Statistical Profile

Sample: Active & admin probationers, not in facilities
Act probationers 01/24/2001

Requestor: Statistics

CIRCUIT OF CONVICTION by current age & sex (CONTINUED)

CIRCUIT	M e n					W o m e n					Grand Total %
	age 00-21 %	age 22-39 %	age 40-98 %	age UNKWN %	Men Total %	age 00-21 %	age 22-39 %	age 40-98 %	age UNKWN %	Women Total %	
SOUTHWESTERN CIRCUIT	243 2	1249 2	723 3	0 0	2215 2	34 1	310 2	150 2	0 0	494 2	2709 2
STONE MOUNTAIN CIRCU	793 6	2766 5	1223 4	3 2	4785 5	168 7	830 5	285 4	1 5	1284 5	6069 5
TALLAPOOSA CIRCUIT	166 1	877 1	532 2	7 4	1582 2	22 1	189 1	92 1	0 0	303 1	1885 1
TIFTON CIRCUIT	139 1	736 1	337 1	2 1	1214 1	29 1	151 1	71 1	1 5	252 1	1466 1
TOOMBS CIRCUIT	58 0	346 1	194 1	2 1	600 1	7 0	74 0	36 1	0 0	117 0	717 1
WAYCROSS CIRCUIT	127 1	697 1	365 1	2 1	1191 1	25 1	227 1	88 1	0 0	340 1	1531 1
WESTERN CIRCUIT	178 1	657 1	254 1	3 2	1092 1	35 1	189 1	54 1	0 0	278 1	1370 1
ROCKDALE CIRCUIT	100 1	382 1	145 1	0 0	627 1	20 1	114 1	58 1	0 0	192 1	819 1
DOUGLAS CIRCUIT	351 3	1600 3	828 3	2 1	2781 3	72 3	506 3	215 3	1 5	794 3	3575 3
APPALACHIAN CIRCUIT	124 1	643 1	383 1	3 2	1153 1	26 1	223 1	104 1	0 0	353 1	1506 1
ENOTAH CIRCUIT	84 1	366 1	196 1	1 1	647 1	14 1	120 1	51 1	0 0	185 1	832 1
BELL-FORSYTH CIRCUIT	74 1	353 1	197 1	1 1	625 1	12 0	107 1	58 1	1 5	178 1	803 1
Total reported	12062	57909	27043	158	97172	2484	16692	6948	22	26146	123318
Percent Reported	96.9	96.8	97.5	98.1	97.0	97.1	96.7	96.9	100.0	96.8	97.0
TOWALIGA CIRCUIT	160	402	132	2	696	32	99	33	0	164	860
TOWALIGA CIRCUIT	224	1527	568	1	2320	44	475	187	0	706	3026
Total	12444	59832	27738	161	100175	2559	17264	7167	22	27012	127187

Georgia Department of Corrections
Office of Planning & Analysis
Probationer Statistical Profile

Sample: Active & admin probationers, not in facilities
Act probationers 01/24/2001

Requestor: Statistics

CIRCUIT OF CURRENT SUPERVISION by current age & sex

CIRCUIT	M e n								W o m e n								Grand Total %
	age 00-21 %	age 22-39 %	age 40-98 %	age UNKWN %	Men Total %	age 00-21 %	age 22-39 %	age 40-98 %	age UNKWN %	Women Total %							
ALAPAHA CIRCUIT	88 1	742 1	346 1	1 1	1177 1	15 1	164 1	85 1	0 0	264 1	1441 1						
ALCOVY CIRCUIT	164 1	1361 2	677 2	3 2	2205 2	42 2	346 2	133 2	1 5	522 2	2727 2						
ATLANTA CIRCUIT	985 8	5613 9	2581 9	4 2	9183 9	143 6	1303 8	606 8	1 5	2053 8	11236 9						
ATLANTIC CIRCUIT	136 1	559 1	251 1	6 4	952 1	15 1	188 1	79 1	0 0	282 1	1234 1						
AUGUSTA CIRCUIT	439 4	1917 3	907 3	2 1	3265 3	121 5	612 4	277 4	0 0	1010 4	4275 3						
BLUE RIDGE CIRCUIT	186 1	698 1	336 1	4 2	1224 1	41 2	211 1	84 1	2 9	338 1	1562 1						
BRUNSWICK CIRCUIT	290 2	1310 2	621 2	6 4	2227 2	52 2	362 2	160 2	0 0	574 2	2801 2						
CHATTAHOOCHEE CIRCUIT	353 3	1752 3	830 3	3 2	2938 3	82 3	552 3	233 3	0 0	867 3	3805 3						
CHEROKEE CIRCUIT	198 2	1495 2	736 3	4 2	2433 2	44 2	463 3	183 3	0 0	690 3	3123 2						
CLAYTON CIRCUIT	277 2	934 2	375 1	0 0	1586 2	71 3	378 2	133 2	1 5	583 2	2169 2						
COBB CIRCUIT	882 7	4909 8	2095 8	14 9	7900 8	190 7	1318 8	579 8	1 5	2088 8	9988 8						
CONASAUGA CIRCUIT	209 2	1029 2	418 2	0 0	1656 2	42 2	329 2	104 1	0 0	475 2	2131 2						
CORDELE CIRCUIT	107 1	493 1	239 1	5 3	844 1	19 1	144 1	53 1	0 0	216 1	1060 1						
COWETA CIRCUIT	419 3	1614 3	830 3	8 5	2871 3	106 4	575 3	219 3	2 9	902 3	3773 3						
DOUGHERTY CIRCUIT	311 3	2069 3	894 3	3 2	3277 3	73 3	619 4	224 3	1 5	917 3	4194 3						
DUBLIN CIRCUIT	99 1	631 1	277 1	5 3	1012 1	10 0	134 1	54 1	1 5	199 1	1211 1						
EASTERN CIRCUIT	386 3	1448 2	678 2	5 3	2517 3	89 3	605 4	253 4	1 5	948 4	3465 3						
FLINT CIRCUIT	170 1	643 1	258 1	1 1	1072 1	32 1	187 1	64 1	0 0	283 1	1355 1						
GRIFFIN CIRCUIT	326 3	1021 2	506 2	7 4	1860 2	78 3	351 2	131 2	2 9	562 2	2422 2						
GWINNETT CIRCUIT	573 5	2846 5	1109 4	6 4	4534 5	123 5	797 5	316 4	1 5	1237 5	5771 5						
HOUSTON CIRCUIT	138 1	529 1	223 1	1 1	891 1	21 1	166 1	65 1	0 0	252 1	1143 1						
LOOKOUT MOUNTAIN CIR	216 2	1049 2	486 2	1 1	1752 2	38 1	342 2	136 2	0 0	516 2	2268 2						
MACON CIRCUIT	334 3	1896 3	876 3	4 2	3110 3	86 3	630 4	271 4	0 0	987 4	4097 3						
MIDDLE CIRCUIT	215 2	802 1	402 1	4 2	1423 1	39 2	255 1	115 2	1 5	410 2	1833 1						
MOUNTAIN CIRCUIT	77 1	379 1	203 1	1 1	660 1	17 1	100 1	49 1	0 0	166 1	826 1						
NORTHEASTERN CIRCUIT	143 1	800 1	384 1	6 4	1333 1	47 2	291 2	126 2	0 0	464 2	1797 1						
NORTHERN CIRCUIT	151 1	936 2	494 2	6 4	1587 2	26 1	238 1	90 1	1 5	355 1	1942 2						
OCMULGEE CIRCUIT	384 3	1610 3	690 2	1 1	2685 3	58 2	349 2	165 2	0 0	572 2	3257 3						
OCONEE CIRCUIT	145 1	595 1	281 1	2 1	1023 1	24 1	160 1	83 1	1 5	268 1	1291 1						
OGEECHEE CIRCUIT	363 3	1055 2	456 2	1 1	1875 2	90 4	356 2	134 2	1 5	581 2	2456 2						
PATAULA CIRCUIT	160 1	664 1	290 1	2 1	1116 1	38 1	188 1	91 1	0 0	317 1	1433 1						
PIEDMONT CIRCUIT	147 1	846 1	430 2	1 1	1424 1	38 1	242 1	102 1	0 0	382 1	1806 1						
ROME CIRCUIT	127 1	827 1	450 2	1 1	1405 1	42 2	277 2	119 2	0 0	438 2	1843 1						
SOUTH GEORGIA CIRCUIT	164 1	1034 2	483 2	3 2	1684 2	32 1	266 2	101 1	0 0	399 1	2083 2						
SOUTHERN CIRCUIT	543 4	2326 4	991 4	7 4	3867 4	82 3	569 3	213 3	1 5	865 3	4732 4						
SOUTHWESTERN CIRCUIT	238 2	1194 2	684 2	0 0	2116 2	31 1	307 2	147 2	0 0	485 2	2601 2						

(continued)

Probationer Statistical Profile

Sample: Active & admin probationers, not in facilities Requestor: Statistics
 Act probationers 01/24/2001

CIRCUIT OF CURRENT SUPERVISION by current age & sex (CONTINUED)

CIRCUIT	M e n					W o m e n					Grand Total %											
	age 00-21	age 22-39	age 40-98	age UNKWN	Men Total %	age 00-21	age 22-39	age 40-98	age UNKWN	Women Total %												
STONE MOUNTAIN CIRCU	848	7	3115	5	1350	5	3	2	5316	5	178	7	907	5	324	5	0	0	1409	5	6725	5
TALLAPOOSA CIRCUIT	172	1	949	2	559	2	7	4	1687	2	29	1	250	1	107	1	0	0	386	1	2073	2
TIFTON CIRCUIT	145	1	746	1	354	1	2	1	1247	1	27	1	163	1	76	1	1	5	267	1	1514	1
TOOMBS CIRCUIT	58	0	332	1	185	1	1	1	576	1	10	0	72	0	38	1	0	0	120	0	696	1
WAYCROSS CIRCUIT	130	1	742	1	386	1	3	2	1261	1	26	1	223	1	93	1	0	0	342	1	1603	1
WESTERN CIRCUIT	164	1	678	1	258	1	4	2	1104	1	31	1	168	1	57	1	0	0	256	1	1360	1
ROCKDALE CIRCUIT	92	1	413	1	160	1	1	1	666	1	22	1	124	1	52	1	0	0	198	1	864	1
DOUGLAS CIRCUIT	326	3	1412	2	731	3	3	2	2472	2	64	3	445	3	177	2	1	5	687	3	3159	2
APPALACHIAN CIRCUIT	119	1	629	1	385	1	4	2	1137	1	26	1	200	1	98	1	0	0	324	1	1461	1
ENOTAH CIRCUIT	80	1	365	1	205	1	1	1	651	1	18	1	113	1	59	1	0	0	190	1	841	1
Burruss SAI	66	1	310	1	170	1	2	1	548	1	11	0	98	1	52	1	1	5	162	1	710	1
Dodge SAI	90	1	503	1	200	1	2	1	795	1	19	1	122	1	57	1	0	0	198	1	993	1
Total reported	12433		59820		27730		161		100144		2558		17259		7167		22		27006		127150	
Percent Reported	99.9		100.0		100.0		100.0		100.0		100.0		100.0		100.0		100.0		100.0		100.0	
Washington Det Ctr	11		12		8		0		31		1		5		0		0		6		37	
Total	12444		59832		27738		161		100175		2559		17264		7167		22		27012		127187	

Georgia Department of Corrections

Page 16 Run 01/24/01

Office of Planning & Analysis

Probationer Statistical Profile

Sample: Active & admin probationers, not in facilities
Act probationers 01/24/2001

Requestor: Statistics

SENTENCE LENGTH by current age & sex

SENTENCE (IN YEARS)	M e n								W o m e n								Grand					
	age 00-21	%	age 22-39	%	age 40-98	%	age UNKWN	%	Total	%	age 00-21	%	age 22-39	%	age 40-98	%	age UNKWN	%	Total	%	Total	%
0-1	1351	11	3910	7	1492	5	4	2	6757	7	402	16	1219	7	427	6	0	0	2048	8	8805	7
1.1-2	1112	9	3221	5	1347	5	7	4	5687	6	309	12	1044	6	374	5	0	0	1727	6	7414	6
2.1-3	1530	12	5061	8	2127	8	20	12	8738	9	428	17	1841	11	593	8	3	14	2865	11	11603	9
3.1-4	1025	8	4412	7	1942	7	15	9	7394	7	281	11	1667	10	574	8	3	14	2525	9	9919	8
4.1-5	1623	13	8037	13	3510	13	20	12	13190	13	262	10	2293	13	884	12	3	14	3442	13	16632	13
5.1-6	3143	25	14862	25	6454	23	47	29	24506	24	550	21	4318	25	1683	23	3	14	6554	24	31060	24
6.1-7	383	3	2370	4	1097	4	8	5	3858	4	68	3	650	4	286	4	1	5	1005	4	4863	4
7.1-8	365	3	2677	4	1176	4	4	2	4222	4	47	2	594	3	267	4	0	0	908	3	5130	4
8.1-9	310	2	2207	4	1038	4	5	3	3560	4	46	2	560	3	282	4	1	5	889	3	4449	3
9.1-10	128	1	1093	2	636	2	1	1	1858	2	11	0	260	2	129	2	0	0	400	1	2258	2
10.1-12	1209	10	8034	13	4013	14	23	14	13279	13	132	5	2182	13	1143	16	8	36	3465	13	16744	13
12.1-15	54	0	922	2	650	2	0	0	1626	2	6	0	142	1	127	2	0	0	275	1	1901	1
15.1-20	123	1	1596	3	1136	4	3	2	2858	3	7	0	281	2	213	3	0	0	501	2	3359	3
20.1-OVER	87	1	1408	2	1048	4	4	2	2547	3	10	0	213	1	181	3	0	0	404	1	2951	2
INDEFINITE	1	0	21	0	72	0	0	0	94	0	0	0	0	0	4	0	0	0	4	0	98	0
Total reported	12444		59831		27738		161		100174		2559		17264		7167		22		27012		127186	
Percent Reported	100.0		100.0		100.0		100.0		100.0		100.0		100.0		100.0		100.0		100.0		100.0	
NOT REPORTED	0		1		0		0		1		0		0		0		0		0		1	
Total	12444		59832		27738		161		100175		2559		17264		7167		22		27012		127187	
AVERAGE EXCLUDING INDEFINITE	4.77		6.03		6.69		5.73		6.06		3.87		5.43		6.27		6.34		5.51		5.94	

Georgia Department of Corrections

Probationer Statistical Profile

Sample: Active & admin probationers, not in facilities Requestor: Statistics
 Act probationers 01/24/2001

TIME SERVED by current age & sex

TIME SERVED (IN YRS)	M e n					W o m e n					Grand Total %
	age 00-21 %	age 22-39 %	age 40-98 %	age UNKWN %	Men Total %	age 00-21 %	age 22-39 %	age 40-98 %	age UNKWN %	Women Total %	
0-1	6325 51	15971 27	6403 23	25 16	28724 29	1414 55	5173 30	1754 24	1 5	8342 31	37066 29
1.1-2	3571 29	13101 22	5722 21	71 44	22465 22	679 27	4003 23	1477 21	12 55	6171 23	28636 23
2.1-3	1783 14	10189 17	4381 16	57 35	16410 16	358 14	3161 18	1175 16	7 32	4701 17	21111 17
3.1-4	635 5	7687 13	3468 13	3 2	11793 12	90 4	2129 12	920 13	1 5	3140 12	14933 12
4.1-5	92 1	5431 9	2547 9	4 2	8074 8	13 1	1262 7	658 9	0 0	1933 7	10007 8
5.1-6	16 0	2365 4	1205 4	0 0	3586 4	0 0	527 3	292 4	1 5	820 3	4406 3
6.1-7	5 0	1568 3	911 3	0 0	2484 2	0 0	322 2	218 3	0 0	540 2	3024 2
7.1-8	3 0	1056 2	731 3	0 0	1790 2	0 0	215 1	176 2	0 0	391 1	2181 2
8.1-9	2 0	799 1	619 2	1 1	1421 1	0 0	190 1	156 2	0 0	346 1	1767 1
9.1-10	5 0	749 1	603 2	0 0	1357 1	5 0	137 1	134 2	0 0	276 1	1633 1
10.1-12	7 0	473 1	482 2	0 0	962 1	0 0	71 0	103 1	0 0	174 1	1136 1
12.1-15	0 0	319 1	386 1	0 0	705 1	0 0	52 0	58 1	0 0	110 0	815 1
15.1-20	0 0	117 0	234 1	0 0	351 0	0 0	20 0	39 1	0 0	59 0	410 0
20.1-OVER	0 0	6 0	46 0	0 0	52 0	0 0	2 0	7 0	0 0	9 0	61 0
Total reported	12444	59831	27738	161	100174	2559	17264	7167	22	27012	127186
Percent Reported	100.0	100.0	100.0	100.0	100.0	100.0	100.0	100.0	100.0	100.0	100.0
NOT REPORTED	0	1	0	0	1	0	0	0	0	0	1
Total	12444	59832	27738	161	100175	2559	17264	7167	22	27012	127187
AVERAGE TIME SERVED	1.27	2.70	3.29	1.92	2.69	1.18	2.39	3.07	1.92	2.45	2.64

Probationer Statistical Profile

Sample: Active & admin probationers, not in facilities
Act probationers 01/24/2001

Requestor: Statistics

TIME LEFT TO SERVE by current age & sex

TIME LEFT (IN YEARS)	Men					Women					Grand Total %
	age 00-21 %	age 22-39 %	age 40-98 %	age UNKWN %	Men Total %	age 00-21 %	age 22-39 %	age 40-98 %	age UNKWN %	Women Total %	
0-1	2569 21	13690 23	6431 23	30 19	22720 23	749 29	4186 24	1698 24	3 14	6636 25	29356 23
1.1-2	1846 15	10360 17	4805 17	17 11	17028 17	462 18	3338 19	1336 19	3 14	5139 19	22167 17
2.1-3	1995 16	9288 16	4023 15	36 22	15342 15	435 17	2752 16	1079 15	3 14	4269 16	19611 15
3.1-4	1744 14	7488 13	3397 12	30 19	12659 13	321 13	2049 12	843 12	3 14	3216 12	15875 12
4.1-5	1933 16	6443 11	2867 10	11 7	11254 11	315 12	1874 11	746 10	2 9	2937 11	14191 11
5.1-6	385 3	2610 4	1182 4	6 4	4183 4	58 2	665 4	321 4	0 0	1044 4	5227 4
6.1-7	390 3	2378 4	1186 4	3 2	3957 4	52 2	635 4	271 4	2 9	960 4	4917 4
7.1-8	402 3	1968 3	861 3	7 4	3238 3	46 2	512 3	238 3	3 14	799 3	4037 3
8.1-9	396 3	1713 3	823 3	11 7	2943 3	40 2	440 3	183 3	2 9	665 2	3608 3
9.1-10	520 4	1474 2	701 3	2 1	2697 3	59 2	411 2	178 2	1 5	649 2	3346 3
10.1-12	53 0	666 1	384 1	1 1	1104 1	5 0	116 1	74 1	0 0	195 1	1299 1
12.1-15	109 1	821 1	447 2	3 2	1380 1	5 0	126 1	87 1	0 0	218 1	1598 1
15.1-20	76 1	601 1	359 1	4 2	1040 1	10 0	103 1	63 1	0 0	176 1	1216 1
20.1-OVER	21 0	291 0	186 1	0 0	498 0	2 0	48 0	37 1	0 0	87 0	585 0
INDEFINITE	1 0	21 0	72 0	0 0	94 0	0 0	0 0	4 0	0 0	4 0	98 0
NONE	4 0	20 0	14 0	0 0	38 0	0 0	9 0	9 0	0 0	18 0	56 0
Total reported	12444	59832	27738	161	100175	2559	17264	7167	22	27012	127187
Percent Reported	100.0	100.0	100.0	100.0	100.0	100.0	100.0	100.0	100.0	100.0	100.0
NOT REPORTED	0	0	0	0	0	0	0	0	0	0	0
Total	12444	59832	27738	161	100175	2559	17264	7167	22	27012	127187
AVERAGE EXCLUDING INDEFINITE, NONE	3.53	3.50	3.65	3.82	3.55	2.71	3.16	3.42	4.43	3.19	3.47

Georgia Department of Corrections

Page 19 Run 01/24/01 Office of Planning & Analysis

Probationer Statistical Profile

Sample: Active & admin probationers, not in facilities Requestor: Statistics
 Act probationers 01/24/2001

CASE TYPE by current age & sex

CASE TYPE	M e n				W o m e n				Grand Total %		
	age 00-21 %	age 22-39 %	age 40-98 %	age UNKWN %	Men Total %	age 00-21 %	age 22-39 %	age 40-98 %		age UNKWN %	Women Total %
PRESENTENCE	0 0	0 0	0 0	0 0	0 0	0 0	0 0	0 0	0 0	0 0	0 0
SPLIT SENTENCE	184 1	5537 9	3872 14	4 2	9597 10	8 0	663 4	508 7	0 0	1179 4	10776 8
STRAIGHT SENTENCE	12032 97	52710 88	23222 84	156 97	88120 88	2508 98	16119 93	6466 90	22100	25115 93	113235 89
ABANDONMENT&BASTARDY	1 0	22 0	67 0	0 0	90 0	0 0	0 0	1 0	0 0	1 0	91 0
OUT OF STATE PROB	224 2	1537 3	570 2	1 1	2332 2	43 2	478 3	190 3	0 0	711 3	3043 2
OUT OF STATE A&B	0 0	0 0	1 0	0 0	1 0	0 0	0 0	0 0	0 0	0 0	1 0
SUSPENDED SENTENCE	3 0	26 0	6 0	0 0	35 0	0 0	4 0	2 0	0 0	6 0	41 0
Total reported	12444	59832	27738	161	100175	2559	17264	7167	22	27012	127187
Percent Reported	100.0	100.0	100.0	100.0	100.0	100.0	100.0	100.0	100.0	100.0	100.0
NOT REPORTED	0	0	0	0	0	0	0	0	0	0	0
Total	12444	59832	27738	161	100175	2559	17264	7167	22	27012	127187

Georgia Department of Corrections

Probationer Statistical Profile

Sample: Active & admin probationers, not in facilities
Act probationers 01/24/2001

Requestor: Statistics

RELEASE TYPE by current age & sex

RELEASE TYPE	M e n					W o m e n					Grand Total %
	age 00-21 %	age 22-39 %	age 40-98 %	age UNKWN %	Men Total %	age 00-21 %	age 22-39 %	age 40-98 %	age UNKWN %	Women Total %	
TRANSF OUT OF STATE	0 0	0 0	0 0	0 0	0 0	0 0	0 0	0 0	0 0	0 0	0 0
REVOKED (TECHNICAL)	0 0	0 0	0 0	0 0	0 0	0 0	0 0	0 0	0 0	0 0	0 0
REVOKED (NEW SENT)	0 0	0 0	0 0	0 0	0 0	0 0	0 0	0 0	0 0	0 0	0 0
REVOKED (NEW CRIME)	0 0	0 0	0 0	0 0	0 0	0 0	0 0	0 0	0 0	0 0	0 0
ABSCONDED (TOLLED)	0 0	0 0	0 0	0 0	0 0	0 0	0 0	0 0	0 0	0 0	0 0
ABSCONDED (NON-TOLL)	0 0	0 0	0 0	0 0	0 0	0 0	0 0	0 0	0 0	0 0	0 0
TERMINATED BY COURT	0 0	0 0	0 0	0 0	0 0	0 0	0 0	0 0	0 0	0 0	0 0
OUT OF STATE TERM	0 0	0 0	0 0	0 0	0 0	0 0	0 0	0 0	0 0	0 0	0 0
DEATH	0 0	0 0	0 0	0 0	0 0	0 0	0 0	0 0	0 0	0 0	0 0
FINAN OBLIG COMPLETE	0 0	0 0	0 0	0 0	0 0	0 0	0 0	0 0	0 0	0 0	0 0
OTHER	0 0	0 0	0 0	0 0	0 0	0 0	0 0	0 0	0 0	0 0	0 0
NORMAL RELEASE	0 0	0 0	0 0	0 0	0 0	0 0	0 0	0 0	0 0	0 0	0 0
A & B SPECIAL TERM	0 0	0 0	0 0	0 0	0 0	0 0	0 0	0 0	0 0	0 0	0 0
INDEP JURISDICTION	0 0	0 0	0 0	0 0	0 0	0 0	0 0	0 0	0 0	0 0	0 0
ACTIVE	12444100	59832100	27738100	161100	100175100	2559100	17264100	7167100	22100	27012100	127187100
Total reported	12444	59832	27738	161	100175	2559	17264	7167	22	27012	127187
Percent Reported	100.0	100.0	100.0	100.0	100.0	100.0	100.0	100.0	100.0	100.0	100.0
NOT REPORTED	0	0	0	0	0	0	0	0	0	0	0
Total	12444	59832	27738	161	100175	2559	17264	7167	22	27012	127187

Georgia Department of Corrections

Page 21 Run 01/24/01 Office of Planning & Analysis

Probationer Statistical Profile

Sample: Active & admin probationers, not in facilities Requestor: Statistics
 Act probationers 01/24/2001

FIRST OFFENDER STATUS by current age & sex

STATUS	M e n					W o m e n					Grand Total %
	age 00-21 %	age 22-39 %	age 40-98 %	age UNKWN %	Men Total %	age 00-21 %	age 22-39 %	age 40-98 %	age UNKWN %	Women Total %	
FIRST OFFNDR STATUS	5538 45	14453 24	4253 15	34 21	24278 24	1450 57	6370 37	1993 28	7 32	9820 36	34098 27
NO FIRST OFFNDR STAT	6905 55	45312 76	23377 85	127 79	75721 76	1109 43	10886 63	5156 72	15 68	17166 64	92887 73
Total reported	12443	59765	27630	161	99999	2559	17256	7149	22	26986	126985
Percent Reported	100.0	99.9	99.6	100.0	99.8	100.0	100.0	99.7	100.0	99.9	99.8
NOT REPORTED	1	67	108	0	176	0	8	18	0	26	202
Total	12444	59832	27738	161	100175	2559	17264	7167	22	27012	127187

Probationer Statistical Profile

Sample: Active & admin probationers, not in facilities
Act probationers 01/24/2001

Requestor: Statistics

TYPE PROBATIONER by current age & sex

TYPE PROBATIONER	M e n					W o m e n					Grand Total %
	age 00-21 %	age 22-39 %	age 40-98 %	age UNKWN %	Men Total %	age 00-21 %	age 22-39 %	age 40-98 %	age UNKWN %	Women Total %	
MISDEMEANANT	1648 13	4763 8	2099 8	16 10	8526 9	459 18	1511 9	575 8	1 5	2546 9	11072 9
FELON	10638 87	54812 92	25477 92	144 90	91071 91	2065 82	15652 91	6543 92	21 95	24281 90	115352 91
ABANDONMENT&BASTARDY	1 0	22 0	68 0	0 0	91 0	0 0	0 0	1 0	0 0	1 0	92 0
SUSPENDED SENTENCE	3 0	26 0	6 0	0 0	35 0	0 0	4 0	2 0	0 0	6 0	41 0
Total reported	12290	59623	27650	160	99723	2524	17167	7121	22	26834	126557
Percent Reported	98.8	99.7	99.7	99.4	99.5	98.6	99.4	99.4	100.0	99.3	99.5
NOT REPORTED	154	209	88	1	452	35	97	46	0	178	630
Total	12444	59832	27738	161	100175	2559	17264	7167	22	27012	127187

Georgia Department of Corrections
Office of Planning & Analysis
Probationer Statistical Profile

Sample: Active & admin probationers, not in facilities
Act probationers 01/24/2001

Requestor: Statistics

MOST SERIOUS CRIME BY GROUP by current age & sex

CRIME GROUP	M e n								W o m e n								Grand Total %
	age 00-21 %	age 22-39 %	age 40-98 %	age UNKWN %	Men Total %	age 00-21 %	age 22-39 %	age 40-98 %	age UNKWN %	Women Total %							
HOMICIDE	23 0	326 1	238 1	0 0	587 1	4 0	97 1	85 1	0 0	186 1	773 1						
ABORTION	1 0	5 0	0 0	0 0	6 0	1 0	1 0	0 0	0 0	2 0	8 0						
BODILY INJRY&REL OFF	661 5	5065 8	2995 11	26 16	8747 9	142 6	1000 6	436 6	1 5	1579 6	10326 8						
ARSON & REL OFF	42 0	308 1	183 1	0 0	533 1	5 0	96 1	56 1	0 0	157 1	690 1						
DAMAGE OF PROPERTY	242 2	661 1	218 1	0 0	1121 1	42 2	140 1	43 1	0 0	225 1	1346 1						
BURGLARY & REL OFF	1792 14	5645 9	1381 5	5 3	8823 9	130 5	534 3	135 2	0 0	799 3	9622 8						
FORGERY & REL OFF	578 5	4020 7	1690 6	7 4	6295 6	463 18	3595 21	1161 16	4 18	5223 19	11518 9						
THEFT	2526 20	8269 14	3094 11	17 11	13906 14	722 28	3724 22	1343 19	2 9	5791 21	19697 15						
ROBBERY	371 3	1675 3	419 2	1 1	2466 2	37 1	148 1	39 1	0 0	224 1	2690 2						
SEXUAL OFFENSES	394 3	2065 3	1991 7	10 6	4460 4	12 0	98 1	37 1	0 0	147 1	4607 4						
OBSCENITY CRIMES	1 0	5 0	6 0	0 0	12 0	0 0	0 0	0 0	0 0	0 0	12 0						
TREASON & REL OFF	6 0	26 0	9 0	0 0	41 0	1 0	13 0	2 0	0 0	16 0	57 0						
CRIMES INVOLVNG GOVT	176 1	1170 2	455 2	2 1	1803 2	30 1	424 2	226 3	1 5	681 3	2484 2						
FALSIFICATIONS	25 0	155 0	93 0	1 1	274 0	17 1	91 1	33 0	0 0	141 1	415 0						
OBSTRUCT LAW ENFORCE	36 0	260 0	81 0	0 0	377 0	15 1	89 1	31 0	0 0	135 0	512 0						
DISORDERLY CONDUCT	69 1	216 0	65 0	1 1	351 0	9 0	31 0	9 0	0 0	49 0	400 0						
GAMBLING & REL OFF	4 0	25 0	17 0	0 0	46 0	4 0	10 0	6 0	0 0	20 0	66 0						
CRUELTY TO CHILDREN	22 0	554 1	333 1	2 1	911 1	21 1	393 2	112 2	0 0	526 2	1437 1						
CRIMES WITH GUNS	184 1	942 2	641 2	3 2	1770 2	18 1	48 0	26 0	0 0	92 0	1862 1						
INVASION PRIVACY	7 0	98 0	47 0	1 1	153 0	0 0	1 0	2 0	0 0	3 0	156 0						
RACKETEERING	0 0	4 0	19 0	0 0	23 0	1 0	3 0	3 0	0 0	7 0	30 0						
DRUG ABUSE OFFENSES	3319 27	20131 34	8673 31	53 33	32176 32	360 14	4624 27	2393 33	12 55	7389 27	39565 31						
DRUG TRAFFICKING	31 0	375 1	278 1	0 0	684 1	7 0	95 1	77 1	1 5	180 1	864 1						
AUTO CRIMES	17 0	2318 4	2298 8	14 9	4647 5	1 0	195 1	198 3	0 0	394 1	5041 4						
REVENUE & CONTRABAND	2 0	2 0	7 0	0 0	11 0	0 0	4 0	2 0	0 0	6 0	17 0						
CRIMES OF OTH STATES	31 0	202 0	81 0	0 0	314 0	6 0	75 0	36 1	0 0	117 0	431 0						
MISC. FELONIES	77 1	299 0	172 1	1 1	549 1	17 1	119 1	52 1	0 0	188 1	737 1						
MISDEMEANORS	1805 15	4994 8	2251 8	17 11	9067 9	494 19	1610 9	622 9	1 5	2727 10	11794 9						
Total reported	12442	59815	27735	161	100153	2559	17258	7165	22	27004	127157						
Percent Reported	100.0	100.0	100.0	100.0	100.0	100.0	100.0	100.0	100.0	100.0	100.0						
NOT REPORTED	2	17	3	0	22	0	6	2	0	8	30						
Total	12444	59832	27738	161	100175	2559	17264	7167	22	27012	127187						

Georgia Department of Corrections
Office of Planning & Analysis
Probationer Statistical Profile

Sample: Active & admin probationers, not in facilities
Act probationers 01/24/2001

Requestor: Statistics

MOST SERIOUS OFFENSE by current age & sex

MOST SERIOUS OFFENSE	M e n					W o m e n					Grand Total %	
	age 00-21 %	age 22-39 %	age 40-98 %	age UNKWN %	Men Total %	age 00-21 %	age 22-39 %	age 40-98 %	age UNKWN %	Women Total %		
MISDEMEANORS												
abandonment	1 0	18 0	63 0	0 0	82 0	0 0	1 0	1 0	0 0	2 0	84 0	
non-support	0 0	1 0	0 0	0 0	1 0	0 0	0 0	0 0	0 0	0 0	1 0	
stalking	5 0	21 0	26 0	0 0	52 0	0 0	3 0	6 0	0 0	9 0	61 0	
assault & battery	17 0	73 0	41 0	1 1	132 0	4 0	15 0	3 0	0 0	22 0	154 0	
attempted murder	1 0	2 0	0 0	0 0	3 0	1 0	0 0	0 0	0 0	1 0	4 0	
aggravated assault	5 0	28 0	23 0	1 1	57 0	0 0	10 0	3 0	0 0	13 0	70 0	
simple assault	35 0	137 0	85 0	0 0	257 0	13 1	38 0	18 0	0 0	69 0	326 0	
simple battery	220 2	844 1	324 1	2 1	1390 1	61 2	196 1	52 1	0 0	309 1	1699 1	
stabbing another	1 0	4 0	2 0	0 0	7 0	0 0	1 0	0 0	0 0	1 0	8 0	
shooting at another	1 0	1 0	3 0	0 0	5 0	0 0	2 0	2 0	0 0	4 0	9 0	
wife beating	0 0	1 0	0 0	0 0	1 0	0 0	0 0	0 0	0 0	0 0	1 0	
concealing a death	0 0	1 0	0 0	0 0	1 0	0 0	0 0	0 0	0 0	0 0	1 0	
leave scene had inju	1 0	0 0	0 0	0 0	1 0	0 0	0 0	0 0	0 0	0 0	1 0	
criminal intfer govt	1 0	3 0	3 0	0 0	7 0	0 0	0 0	0 0	0 0	0 0	7 0	
reckless conduct	30 0	81 0	36 0	2 1	149 0	5 0	18 0	7 0	0 0	30 0	179 0	
disorderly conduct	46 0	63 0	25 0	0 0	134 0	13 1	37 0	4 0	0 0	54 0	188 0	
hazing	0 0	1 0	0 0	0 0	1 0	0 0	0 0	0 0	0 0	0 0	1 0	
motor vehicle abando	0 0	1 0	1 0	0 0	2 0	0 0	0 0	1 0	0 0	1 0	3 0	
larceny	1 0	3 0	2 0	0 0	6 0	1 0	2 0	1 0	0 0	4 0	10 0	
receiving stolen goo	26 0	33 0	10 0	0 0	69 0	5 0	10 0	3 0	0 0	18 0	87 0	
theft by taking	108 1	200 0	57 0	0 0	365 0	61 2	112 1	39 1	0 0	212 1	577 0	
robbery	2 0	8 0	1 0	0 0	11 0	0 0	3 0	0 0	0 0	3 0	14 0	
burglary	5 0	28 0	5 0	0 0	38 0	1 0	2 0	0 0	0 0	3 0	41 0	
car breaking	1 0	0 0	0 0	0 0	1 0	0 0	0 0	0 0	0 0	0 0	1 0	
taking vech temporar	0 0	1 0	0 0	0 0	1 0	0 0	0 0	0 0	0 0	0 0	1 0	
alter id	3 0	2 0	0 0	0 0	5 0	0 0	0 0	0 0	0 0	0 0	5 0	
cheating & swindling	0 0	0 0	1 0	0 0	1 0	0 0	0 0	0 0	0 0	0 0	1 0	
bad checks	6 0	140 0	77 0	0 0	223 0	27 1	192 1	79 1	1 5	299 1	522 0	
fraudulent checks	1 0	4 0	3 0	0 0	8 0	0 0	7 0	2 0	0 0	9 0	17 0	
forgery	4 0	13 0	2 0	0 0	19 0	3 0	15 0	5 0	0 0	23 0	42 0	
worthless checks	0 0	6 0	4 0	0 0	10 0	0 0	6 0	5 0	0 0	11 0	21 0	
sale/dist of narcoti	0 0	9 0	2 0	0 0	11 0	0 0	0 0	1 0	0 0	1 0	12 0	
public drunkenness	7 0	18 0	8 0	0 0	33 0	0 0	4 0	3 0	0 0	7 0	40 0	

(continued)

Probationer Statistical Profile

Sample: Active & admin probationers, not in facilities Requestor: Statistics
 Act probationers 01/24/2001

MOST SERIOUS OFFENSE by current age & sex (CONTINUED)

MOST SERIOUS OFFENSE	Men					Women					Grand Total	%
	age 00-21	age 22-39	age 40-98	age UNKWN	Men Total	age 00-21	age 22-39	age 40-98	age UNKWN	Women Total		
s/d dep,stim,cntrf d	0 0	3 0	0 0	0 0	3 0	0 0	1 0	0 0	0 0	1 0	4 0	
abusive language	2 0	0 0	1 0	0 0	3 0	0 0	0 0	0 0	0 0	0 0	3 0	
poss n.t.p. whiskey	0 0	0 0	1 0	0 0	1 0	0 0	0 0	0 0	0 0	0 0	1 0	
sale/dist of marijua	0 0	6 0	5 0	0 0	11 0	0 0	1 0	0 0	0 0	1 0	12 0	
poss of narcotics	0 0	2 0	1 0	0 0	3 0	1 0	0 0	1 0	0 0	2 0	5 0	
poss dep,stim,cntrf	0 0	5 0	0 0	0 0	5 0	0 0	1 0	0 0	0 0	1 0	6 0	
poss of l.s.d.	1 0	0 0	1 0	0 0	2 0	0 0	0 0	0 0	0 0	0 0	2 0	
poss of marijuana	194 2	232 0	40 0	1 1	467 0	30 1	65 0	17 0	0 0	112 0	579 0	
viol motor veh law	83 1	289 0	96 0	0 0	468 0	11 0	58 0	19 0	0 0	88 0	556 0	
d.u.i.	233 2	1364 2	808 3	7 4	2412 2	45 2	282 2	160 2	0 0	487 2	2899 2	
obstr of law enf off	132 1	306 1	93 0	0 0	531 1	19 1	75 0	31 0	0 0	125 0	656 1	
impersonating anothe	4 0	34 0	3 0	0 0	41 0	4 0	18 0	0 0	0 0	22 0	63 0	
criminal trespassing	135 1	153 0	69 0	1 1	358 0	24 1	50 0	16 0	0 0	90 0	448 0	
illegal attm to obt	1 0	1 0	1 0	0 0	3 0	0 0	2 0	2 0	0 0	4 0	7 0	
criminal damage	16 0	15 0	5 0	0 0	36 0	2 0	6 0	1 0	0 0	9 0	45 0	
terroristic threats	2 0	4 0	6 0	0 0	12 0	1 0	0 0	1 0	0 0	2 0	14 0	
viol ga cntrl subst	119 1	240 0	55 0	0 0	414 0	33 1	72 0	23 0	0 0	128 0	542 0	
prostitution	0 0	0 0	0 0	0 0	0 0	1 0	3 0	0 0	0 0	4 0	4 0	
sodomy	0 0	0 0	3 0	0 0	3 0	0 0	0 0	0 0	0 0	0 0	3 0	
public indecency	2 0	31 0	13 0	0 0	46 0	0 0	2 0	0 0	0 0	2 0	48 0	
peeping tom	4 0	2 0	0 0	0 0	6 0	0 0	0 0	0 0	0 0	0 0	6 0	
molesting a minor	0 0	0 0	3 0	0 0	3 0	0 0	0 0	0 0	0 0	0 0	3 0	
attempted rape	1 0	2 0	0 0	0 0	3 0	0 0	0 0	0 0	0 0	0 0	3 0	
sexual battery	18 0	45 0	29 0	0 0	92 0	1 0	2 0	0 0	0 0	3 0	95 0	
vagrancy	0 0	2 0	0 0	0 0	2 0	0 0	0 0	0 0	0 0	0 0	2 0	
escape	4 0	8 0	2 0	0 0	14 0	1 0	1 0	1 0	0 0	3 0	17 0	
cpwl & concealed wea	34 0	52 0	19 0	1 1	106 0	2 0	2 0	2 0	0 0	6 0	112 0	
shoplifting	72 1	69 0	26 0	0 0	167 0	72 3	123 1	35 0	0 0	230 1	397 0	
viol game & fish law	4 0	4 0	1 0	0 0	9 0	0 0	0 0	1 0	0 0	1 0	10 0	
pointing gun at anot	2 0	14 0	10 0	0 0	26 0	1 0	1 0	0 0	0 0	2 0	28 0	
carry dly weapons pu	13 0	8 0	0 0	0 0	21 0	1 0	1 0	0 0	0 0	2 0	23 0	
criminal attempt	0 0	1 0	2 0	0 0	3 0	0 0	1 0	2 0	0 0	3 0	6 0	
other misdemeanor	47 0	148 0	66 0	0 0	261 0	15 1	72 0	29 0	0 0	116 0	377 0	
riot	1 0	0 0	0 0	0 0	1 0	0 0	0 0	0 0	0 0	0 0	1 0	
inciting to riot	5 0	0 0	0 0	0 0	5 0	0 0	0 0	0 0	0 0	0 0	5 0	

(continued)

Probationer Statistical Profile

Sample: Active & admin probationers, not in facilities
Act probationers 01/24/2001

Requestor: Statistics

MOST SERIOUS OFFENSE by current age & sex (CONTINUED)

MOST SERIOUS OFFENSE	Men					Women					Grand Total	%
	age 00-21	age 22-39	age 40-98	age UNKWN	Men Total	age 00-21	age 22-39	age 40-98	age UNKWN	Women Total		
fighting in public p	7 0	9 0	0 0	0 0	16 0	10 0	4 0	2 0	0 0	16 0	32 0	
disrupting gen.assem	1 0	0 0	0 0	0 0	1 0	0 0	0 0	0 0	0 0	0 0	1 0	
mis off against pub	1 0	3 0	0 0	0 0	4 0	0 0	0 0	0 0	0 0	0 0	4 0	
off agnst pub hlth/m	0 0	3 0	6 0	0 0	9 0	0 0	1 0	0 0	0 0	1 0	10 0	
gambling & related o	0 0	2 0	3 0	0 0	5 0	0 0	0 0	0 0	0 0	0 0	5 0	
obscenity & related	0 0	2 0	0 0	0 0	2 0	0 0	0 0	0 0	0 0	0 0	2 0	
sale/dist mat hrmfl	0 0	1 0	0 0	0 0	1 0	0 0	0 0	0 0	0 0	0 0	1 0	
involuntary manslaug	3 0	0 0	1 0	0 0	4 0	0 0	0 0	1 0	0 0	1 0	5 0	
interference with cu	4 0	3 0	3 0	0 0	10 0	1 0	1 0	0 0	0 0	2 0	12 0	
theft by deception <	4 0	14 0	7 0	0 0	25 0	3 0	14 0	6 0	0 0	23 0	48 0	
theft/lost/property<	4 0	8 0	2 0	0 0	14 0	1 0	3 0	0 0	0 0	4 0	18 0	
theft of services <	1 0	4 0	3 0	0 0	8 0	1 0	5 0	1 0	0 0	7 0	15 0	
theft by conversion	6 0	11 0	5 0	0 0	22 0	0 0	8 0	5 0	0 0	13 0	35 0	
theft motor vehicle,	2 0	3 0	1 0	0 0	6 0	0 0	0 0	0 0	0 0	0 0	6 0	
conversn paymnt real	0 0	1 0	0 0	0 0	1 0	0 0	0 0	0 0	0 0	0 0	1 0	
entrng mot veh crim	5 0	9 0	0 0	0 0	14 0	0 0	2 0	1 0	0 0	3 0	17 0	
violtn forgery&fraud	2 0	0 0	1 0	0 0	3 0	0 0	2 0	0 0	0 0	2 0	5 0	
abdmnt dang drugs/po	0 0	2 0	1 0	0 0	3 0	0 0	0 0	0 0	0 0	0 0	3 0	
trnsatns drug rel ob	0 0	1 0	1 0	0 0	2 0	1 0	0 0	0 0	0 0	1 0	3 0	
tpos/use drug rel ob	0 0	5 0	3 0	0 0	8 0	0 0	2 0	0 0	0 0	2 0	10 0	
obtn/attmpt drugs il	1 0	3 0	1 0	0 0	5 0	0 0	6 0	6 0	0 0	12 0	17 0	
viol dangerous drugs	0 0	1 0	2 0	0 0	3 0	0 0	1 0	0 0	0 0	1 0	4 0	
mfg/dist imitate con	1 0	3 0	0 0	0 0	4 0	0 0	0 0	0 0	0 0	0 0	4 0	
misc. abuse govt off	1 0	0 0	0 0	0 0	1 0	0 0	2 0	0 0	0 0	2 0	3 0	
misc. obstruction pu	1 0	2 0	0 0	0 0	3 0	0 0	0 0	0 0	0 0	0 0	3 0	
misc. escape & other	1 0	1 0	0 0	0 0	2 0	0 0	0 0	0 0	0 0	0 0	2 0	
misc. offns relt jud	0 0	1 0	0 0	0 0	1 0	0 0	1 0	1 0	0 0	2 0	3 0	
misc. obstruction of	0 0	1 0	1 0	0 0	2 0	1 0	1 0	2 0	0 0	4 0	6 0	
misc. crim trsps/cr	1 0	1 0	0 0	0 0	2 0	0 0	0 0	0 0	0 0	0 0	2 0	
littering pub & priv	0 0	0 0	0 0	0 0	0 0	1 0	0 0	0 0	0 0	1 0	1 0	
misc. sexual offense	16 0	2 0	3 0	0 0	21 0	0 0	0 0	0 0	0 0	0 0	21 0	
distribut obscene mat	0 0	1 0	0 0	0 0	1 0	0 0	0 0	0 0	0 0	0 0	1 0	
exhibit sex shows mi	0 0	0 0	1 0	0 0	1 0	0 0	0 0	0 0	0 0	0 0	1 0	
dng instrmntalties &	0 0	1 0	0 0	0 0	1 0	0 0	0 0	0 0	0 0	0 0	1 0	
vio prvsns/regs alco	0 0	2 0	1 0	0 0	3 0	0 0	2 0	0 0	0 0	2 0	5 0	

(continued)

Probationer Statistical Profile

Sample: Active & admin probationers, not in facilities
Act probationers 01/24/2001

Requestor: Statistics

MOST SERIOUS OFFENSE by current age & sex (CONTINUED)

MOST SERIOUS OFFENSE	M e n					W o m e n					Grand Total %
	age 00-21 %	age 22-39 %	age 40-98 %	age UNKWN %	Men Total %	age 00-21 %	age 22-39 %	age 40-98 %	age UNKWN %	Women Total %	
furnish liquor to mi	6 0	5 0	3 0	0 0	14 0	0 0	0 0	1 0	0 0	1 0	15 0
poss alc bev by juve	30 0	5 0	1 0	0 0	36 0	1 0	0 0	0 0	0 0	1 0	37 0
veh homicide tit 40	3 0	3 0	5 0	0 0	11 0	0 0	0 0	1 0	0 0	1 0	12 0
viol motor veh licen	0 0	1 0	0 0	0 0	1 0	0 0	0 0	1 0	0 0	1 0	2 0
conspiracy commit mis	1 0	0 0	0 0	0 0	1 0	0 0	0 0	0 0	0 0	0 0	1 0
misc misdemeanor	42 0	89 0	25 0	1 1	157 0	15 1	40 0	14 0	0 0	69 0	226 0
misc. invation of pr	0 0	1 0	0 0	0 0	1 0	0 0	0 0	0 0	0 0	0 0	1 0
misc contraband/smu	0 0	0 0	0 0	0 0	0 0	0 0	0 0	1 0	0 0	1 0	1 0
violation othr state	4 0	5 0	8 0	0 0	17 0	0 0	2 0	3 0	0 0	5 0	22 0

FELONIES											

MISC. HOMICIDE OFFEN	0 0	3 0	0 0	0 0	3 0	0 0	0 0	0 0	0 0	0 0	3 0
MURDER	0 0	3 0	8 0	0 0	11 0	1 0	3 0	1 0	0 0	5 0	16 0
VOLUNTARY MANSLAUGHT	1 0	76 0	94 0	0 0	171 0	0 0	34 0	45 1	0 0	79 0	250 0
INVOLUNTARY MANSLAUG	10 0	50 0	32 0	0 0	92 0	2 0	20 0	8 0	0 0	30 0	122 0
FETICIDE	1 0	1 0	0 0	0 0	2 0	0 0	1 0	0 0	0 0	1 0	3 0
VEHICULAR HOMICIDE	10 0	177 0	90 0	0 0	277 0	1 0	38 0	22 0	0 0	61 0	338 0
HOMICIDE BY PILOT,DU	0 0	2 0	2 0	0 0	4 0	0 0	0 0	1 0	0 0	1 0	5 0
CRIMINAL ATTEMPT MUR	1 0	14 0	12 0	0 0	27 0	0 0	1 0	8 0	0 0	9 0	36 0
MISC. ABORTION	1 0	0 0	0 0	0 0	1 0	0 0	0 0	0 0	0 0	0 0	1 0
CRIMINAL ABORTION	0 0	5 0	0 0	0 0	5 0	1 0	1 0	0 0	0 0	2 0	7 0
MISC. ASSAULT/BATTER	5 0	34 0	17 0	0 0	56 0	0 0	4 0	1 0	0 0	5 0	61 0
AGGRAVATED ASSAULT	427 3	3214 6	1953 7	19 12	5613 6	114 5	797 5	340 5	1 5	1252 5	6865 6
CRMNL ATTEMPT AGG AS	1 0	21 0	17 0	0 0	39 0	1 0	6 0	2 0	0 0	9 0	48 0
AGGRAVATED BATTERY	51 0	361 1	187 1	2 1	601 1	2 0	42 0	19 0	0 0	63 0	664 1
TERRORIST THREATS &	123 1	668 1	389 1	1 1	1181 1	19 1	84 0	35 0	0 0	138 1	1319 1
FALSE IMPRISONMENT	8 0	166 0	62 0	0 0	236 0	1 0	9 0	1 0	0 0	11 0	247 0
FAL IMPR UDR CLR LEG	0 0	2 0	1 0	0 0	3 0	0 0	1 0	0 0	0 0	1 0	4 0
MALICIOUS CONF SANE	0 0	0 0	0 0	0 0	0 0	0 0	2 0	0 0	0 0	2 0	2 0
KIDNAPPING	4 0	88 0	35 0	0 0	127 0	0 0	4 0	2 0	0 0	6 0	133 0
INTERFERENCE WITH CU	10 0	24 0	8 0	0 0	42 0	2 0	6 0	5 0	0 0	13 0	55 0
AGG ASSLT ON POLICE	12 0	109 0	86 0	1 1	208 0	0 0	15 0	11 0	0 0	26 0	234 0
AGG BATRY PEACE OFFI	2 0	9 0	0 0	0 0	11 0	0 0	3 0	0 0	0 0	3 0	14 0

(continued)

MOST SERIOUS OFFENSE by current age & sex (CONTINUED)

MOST SERIOUS OFFENSE	M e n				W o m e n				Grand Total %		
	age 00-21 %	age 22-39 %	age 40-98 %	age UNKWN %	Men Total %	age 00-21 %	age 22-39 %	age 40-98 %		age UNKWN %	Women Total %
SIMPLE BATTERY MISD	1 0	30 0	12 0	0 0	43 0	0 0	6 0	4 0	0 0	10 0	53 0
RECK COND-HIV INFCTD	1 0	5 0	1 0	0 0	7 0	0 0	5 0	0 0	0 0	5 0	12 0
STALKING	0 0	21 0	16 0	0 0	37 0	1 0	0 0	1 0	0 0	2 0	39 0
AGGRAVATED STALKING	16 0	312 1	207 1	3 2	538 1	2 0	16 0	15 0	0 0	33 0	571 0
CRIMINAL ATTEMPT KID	0 0	1 0	4 0	0 0	5 0	0 0	0 0	0 0	0 0	0 0	5 0
MISC. ARSON	2 0	10 0	5 0	0 0	17 0	0 0	2 0	3 0	0 0	5 0	22 0
FIRST DEGREE ARSON	24 0	217 0	148 1	0 0	389 0	4 0	67 0	48 1	0 0	119 0	508 0
SECOND DEGREE ARSON	11 0	59 0	23 0	0 0	93 0	1 0	19 0	2 0	0 0	22 0	115 0
THIRD DEGREE ARSON	5 0	9 0	4 0	0 0	18 0	0 0	5 0	3 0	0 0	8 0	26 0
CRIMINAL POSS EXPLOS	0 0	10 0	3 0	0 0	13 0	0 0	3 0	0 0	0 0	3 0	16 0
CRIMINAL POSS INCEND	0 0	3 0	0 0	0 0	3 0	0 0	0 0	0 0	0 0	0 0	3 0
MISC. CRIMINAL DAMAG	7 0	11 0	5 0	0 0	23 0	1 0	2 0	1 0	0 0	4 0	27 0
CRIM. DAMAGE 1ST DEG	44 0	162 0	54 0	0 0	260 0	10 0	34 0	6 0	0 0	50 0	310 0
CRIM. DAMAGE 2ND DEG	158 1	426 1	142 1	0 0	726 1	30 1	97 1	30 0	0 0	157 1	883 1
DAMAGE,DESTROY SECR	6 0	12 0	10 0	0 0	28 0	1 0	4 0	3 0	0 0	8 0	36 0
VANDALISM TO CHURCH	5 0	5 0	0 0	0 0	10 0	0 0	1 0	1 0	0 0	2 0	12 0
ALTER I.D.	22 0	45 0	7 0	0 0	74 0	0 0	2 0	2 0	0 0	4 0	78 0
BURGLARY	1694 14	5439 9	1333 5	5 3	8471 9	125 5	517 3	131 2	0 0	773 3	9244 7
POSS BURGLAR TOOLS	58 0	113 0	26 0	0 0	197 0	2 0	10 0	2 0	0 0	14 0	211 0
CRMNL ATMPMT COMMIT B	40 0	93 0	22 0	0 0	155 0	3 0	7 0	2 0	0 0	12 0	167 0
MISC. FORGERY	3 0	14 0	7 0	0 0	24 0	0 0	9 0	6 0	0 0	15 0	39 0
FORGERY 1ST DEGREE	400 3	3047 5	1277 5	4 3	4728 5	311 12	2699 16	897 13	4 19	3911 15	8639 7
FORGERY 2ND DEGREE	25 0	146 0	49 0	1 1	221 0	10 0	70 0	24 0	0 0	104 0	325 0
BAD CHECKS	11 0	218 0	192 1	2 1	423 0	14 1	183 1	103 1	0 0	300 1	723 1
ILLEGAL USE-CREDIT C	4 0	13 0	5 0	0 0	22 0	2 0	10 0	1 0	0 0	13 0	35 0
THEFT CREDIT CARD	24 0	100 0	20 0	0 0	144 0	24 1	86 1	15 0	0 0	125 0	269 0
FORGERY CREDIT CARD	11 0	29 0	6 0	0 0	46 0	18 1	35 0	5 0	0 0	58 0	104 0
FRAUDULENT CREDIT CA	86 1	306 1	61 0	0 0	453 0	75 3	360 2	55 1	0 0	490 2	943 1
CRMNL POSS CREDIT CA	0 0	6 0	0 0	0 0	6 0	0 0	3 0	1 0	0 0	4 0	10 0
RECV GDS,SRVS FRAUD	2 0	19 0	13 0	0 0	34 0	0 0	20 0	15 0	0 0	35 0	69 0
TELECOMMUNICATIONS F	1 0	18 0	9 0	0 0	28 0	0 0	12 0	2 0	0 0	14 0	42 0
CRMNL ATMPMT COMMIT F	1 0	6 0	1 0	0 0	8 0	1 0	1 0	2 0	0 0	4 0	12 0
FAILR PAY NATRL PRD/	0 0	1 0	3 0	0 0	4 0	0 0	0 0	0 0	0 0	0 0	4 0
FRADLNT ACCSSNG COMP	1 0	22 0	3 0	0 0	26 0	5 0	28 0	1 0	0 0	34 0	60 0
MISC. FRAUD	9 0	75 0	44 0	0 0	128 0	3 0	79 0	34 0	0 0	116 0	244 0

(continued)

Probationer Statistical Profile

Sample: Active & admin probationers, not in facilities
Act probationers 01/24/2001

Requestor: Statistics

MOST SERIOUS OFFENSE by current age & sex (CONTINUED)

MOST SERIOUS OFFENSE	Men						Women						Grand Total	%								
	age 00-21	age 22-39	age 40-98	age UNKWN	Men Total	Men %	age 00-21	age 22-39	age 40-98	age UNKWN	Women Total	Women %										
THEFT BY TAKING	780	6	3446	6	1426	5	6	4	5658	6	247	10	1710	10	679	10	2	10	2638	10	8296	7
THEFT BY DECEPTION	9	0	202	0	154	1	1	1	366	0	15	1	137	1	59	1	0	0	211	1	577	0
THEFT BY EXTORTION	2	0	16	0	4	0	0	0	22	0	0	0	9	0	4	0	0	0	13	0	35	0
THEFT OF LOST PROPER	4	0	15	0	4	0	0	0	23	0	0	0	4	0	2	0	0	0	6	0	29	0
THEFT BY REC STOLEN	793	6	2127	4	537	2	4	3	3461	4	65	3	259	2	74	1	0	0	398	2	3859	3
THEFT OF SERVICES	1	0	40	0	22	0	0	0	63	0	0	0	21	0	11	0	0	0	32	0	95	0
THEFT BY CONVERSION	9	0	259	0	219	1	1	1	488	0	13	1	129	1	69	1	0	0	211	1	699	1
THEFT OF TRADE SECRE	0	0	1	0	3	0	0	0	4	0	1	0	0	0	0	0	0	0	1	0	5	0
CONVSN PAYMNTS REAL	0	0	13	0	8	0	0	0	21	0	0	0	0	0	0	0	0	0	0	0	21	0
THEFT OF MOTOR VEH,	175	1	498	1	156	1	3	2	832	1	21	1	55	0	15	0	0	0	91	0	923	1
THEFT OF LEASED PERS	0	0	3	0	2	0	0	0	5	0	1	0	4	0	0	0	0	0	5	0	10	0
THEFT BRING PROP IN	18	0	59	0	16	0	0	0	93	0	0	0	9	0	3	0	0	0	12	0	105	0
THEFT RECV PROP OUT	5	0	14	0	2	0	0	0	21	0	1	0	3	0	1	0	0	0	5	0	26	0
LIVESTOCK THEFT	2	0	9	0	5	0	0	0	16	0	0	0	4	0	0	0	0	0	4	0	20	0
THEFT BY SHOPLIFTING	194	2	829	1	441	2	2	1	1466	1	339	13	1335	8	419	6	0	0	2093	8	3559	3
ENTERING VEHICLE	533	4	738	1	95	0	0	0	1366	1	19	1	44	0	7	0	0	0	70	0	1436	1
STEAL ALTER PUBLIC D	1	0	0	0	0	0	0	0	1	0	0	0	1	0	0	0	0	0	1	0	2	0
ROBBERY	310	3	1104	2	241	1	1	1	1656	2	32	1	102	1	30	0	0	0	164	1	1820	1
ARMED ROBBERY	29	0	455	1	159	1	0	0	643	1	3	0	40	0	8	0	0	0	51	0	694	1
HIJACKING MOTOR VEHI	1	0	5	0	0	0	0	0	6	0	0	0	0	0	0	0	0	0	0	0	6	0
CRIMINAL ATTEMPT ROB	19	0	65	0	13	0	0	0	97	0	2	0	4	0	0	0	0	0	6	0	103	0
CRMNL ATMPT ARMED RO	12	0	46	0	6	0	0	0	64	0	0	0	2	0	1	0	0	0	3	0	67	0
MISC. SEXUAL	1	0	26	0	25	0	0	0	52	0	0	0	2	0	0	0	0	0	2	0	54	0
RAPE	9	0	147	0	92	0	0	0	248	0	0	0	0	0	0	0	0	0	0	0	248	0
SODOMY	8	0	38	0	55	0	2	1	103	0	0	0	1	0	1	0	0	0	2	0	105	0
AGGRAVATED SODOMY	6	0	44	0	77	0	0	0	127	0	0	0	0	0	0	0	0	0	0	0	127	0
BESTIALITY	1	0	0	0	1	0	0	0	2	0	0	0	0	0	0	0	0	0	0	0	2	0
SEDUCTION	0	0	2	0	1	0	0	0	3	0	0	0	1	0	0	0	0	0	1	0	4	0
INCEST	3	0	22	0	88	0	0	0	113	0	0	0	3	0	6	0	0	0	9	0	122	0
BIGAMY	0	0	0	0	5	0	0	0	5	0	0	0	1	0	1	0	0	0	2	0	7	0
MARRY A BIGAMIST	0	0	0	0	0	0	0	0	0	0	0	0	1	0	0	0	0	0	1	0	1	0
AGGRAVATED SEXUAL BA	3	0	21	0	29	0	0	0	53	0	0	0	1	0	1	0	0	0	2	0	55	0
PANDERING BY COMPULS	0	0	2	0	3	0	0	0	5	0	0	0	0	0	0	0	0	0	0	0	5	0
STATUATORY RAPE	221	2	610	1	46	0	0	0	877	1	3	0	19	0	2	0	0	0	24	0	901	1
CHILD MOLESTATION	112	1	895	2	1318	5	7	4	2332	2	7	0	46	0	21	0	0	0	74	0	2406	2

(continued)

Georgia Department of Corrections
 Office of Planning & Analysis
 Probationer Statistical Profile

Sample: Active & admin probationers, not in facilities
 Act probationers 01/24/2001

Requestor: Statistics

MOST SERIOUS OFFENSE by current age & sex (CONTINUED)

MOST SERIOUS OFFENSE	M e n				W o m e n				Grand Total %		
	age 00-21 %	age 22-39 %	age 40-98 %	age UNKWN %	Men Total %	age 00-21 %	age 22-39 %	age 40-98 %		age UNKWN %	Women Total %
ENTICING CHILD-INDEC	14 0	81 0	70 0	1 1	166 0	1 0	12 0	2 0	0 0	15 0	181 0
AGGRAV. CHILD MOLEST	13 0	116 0	153 1	0 0	282 0	1 0	7 0	1 0	0 0	9 0	291 0
NECROPHILIA	0 0	1 0	0 0	0 0	1 0	0 0	0 0	1 0	0 0	1 0	2 0
SEXL/ASLT/AGN/PERS/SEXUAL ASLT BY THERA	1 0	22 0	7 0	0 0	30 0	0 0	3 0	1 0	0 0	4 0	34 0
SOLICIT SODOMY FROM	0 0	0 0	1 0	0 0	1 0	0 0	0 0	0 0	0 0	0 0	1 0
CRIMINAL ATTPPT RAPE	0 0	4 0	4 0	0 0	8 0	0 0	1 0	0 0	0 0	1 0	9 0
CRIMINAL ATTPPT SODOM	2 0	33 0	13 0	0 0	48 0	0 0	0 0	0 0	0 0	0 0	48 0
CRIMINAL ATTPPT AGG S	0 0	0 0	2 0	0 0	2 0	0 0	0 0	0 0	0 0	0 0	2 0
MISC. OBSCENITY	0 0	1 0	1 0	0 0	2 0	0 0	0 0	0 0	0 0	0 0	2 0
DISTRIBUTING OBSCENE	1 0	3 0	4 0	0 0	8 0	0 0	0 0	0 0	0 0	0 0	8 0
DISTR MAT DEPICT NUD	0 0	1 0	1 0	0 0	2 0	0 0	0 0	0 0	0 0	0 0	2 0
MISC. PUBLIC ORDER	0 0	1 0	1 0	0 0	2 0	0 0	0 0	0 0	0 0	0 0	2 0
TREASON	1 0	5 0	1 0	0 0	7 0	0 0	0 0	0 0	0 0	0 0	7 0
INCITING TO INSURREC	0 0	0 0	0 0	0 0	0 0	0 0	1 0	0 0	0 0	1 0	1 0
FALSE SWEARNG WRITTN	0 0	1 0	0 0	0 0	1 0	0 0	0 0	0 0	0 0	0 0	1 0
ABUSE OF GOVT OFFICE	5 0	20 0	8 0	0 0	33 0	1 0	12 0	2 0	0 0	15 0	48 0
BRIBERY GOVT OFFICER	1 0	0 0	1 0	0 0	2 0	0 0	0 0	0 0	0 0	0 0	2 0
VIOLATE OATH PUBLIC	0 0	11 0	13 0	0 0	24 0	0 0	5 0	2 0	0 0	7 0	31 0
INFLUENCE LEGISLATIV	0 0	3 0	2 0	0 0	5 0	0 0	1 0	0 0	0 0	1 0	6 0
GOVT OFFCL SELL TO G	0 0	0 0	1 0	0 0	1 0	0 0	0 0	0 0	0 0	0 0	1 0
DEFRAUDING STATE	0 0	0 0	2 0	0 0	2 0	0 0	0 0	0 0	0 0	0 0	2 0
CONSPIRE RESTRAIN FR	0 0	22 0	36 0	0 0	58 0	2 0	208 1	132 2	0 0	342 1	400 0
FALSE CERTIFICATES	0 0	1 0	0 0	0 0	1 0	0 0	1 0	0 0	0 0	1 0	2 0
INFLUENCING WITNESS	0 0	7 0	2 0	0 0	9 0	0 0	5 0	0 0	0 0	5 0	14 0
OBSTR OF LAW ENF OFF	1 0	10 0	7 0	0 0	18 0	0 0	2 0	3 0	0 0	5 0	23 0
MISC JUDICIAL PROCEE	174 1	1116 2	391 1	2 1	1683 2	28 1	202 1	89 1	1 5	320 1	2003 2
PERJURY	0 0	0 0	3 0	0 0	3 0	1 0	0 0	0 0	0 0	1 0	4 0
FALSE SWEARING	3 0	8 0	12 0	0 0	23 0	2 0	9 0	2 0	0 0	13 0	36 0
SUBORDINATION OF PER	1 0	15 0	9 0	0 0	25 0	2 0	12 0	5 0	0 0	19 0	44 0
IMPERSONATION	0 0	0 0	1 0	0 0	1 0	0 0	0 0	1 0	0 0	1 0	2 0
IMPERSONATING OFFIC	1 0	13 0	2 0	0 0	16 0	2 0	6 0	2 0	0 0	10 0	26 0
BARRATRY	2 0	36 0	13 0	1 1	52 0	0 0	1 0	0 0	0 0	1 0	53 0
EMBRACERY	1 0	6 0	0 0	0 0	7 0	0 0	0 0	0 0	0 0	0 0	7 0
FALSE STATEMENTS GOV	0 0	0 0	1 0	0 0	1 0	0 0	2 0	0 0	0 0	2 0	3 0
	17 0	75 0	51 0	0 0	143 0	10 0	58 0	22 0	0 0	90 0	233 0

(continued)

Probationer Statistical Profile

Sample: Active & admin probationers, not in facilities
Act probationers 01/24/2001

Requestor: Statistics

MOST SERIOUS OFFENSE by current age & sex (CONTINUED)

MOST SERIOUS OFFENSE	Men					Women					Grand Total	%
	age 00-21	age 22-39	age 40-98	age UNKWN	Men Total	age 00-21	age 22-39	age 40-98	age UNKWN	Women Total		
UNAUTH REPRESENT PEAC	0	1	0	0	1	0	0	0	0	0	1	0
IMPRSNTNG ANTHR RBAL	0	1	1	0	2	0	3	1	0	4	6	0
ESCAPE	15	157	50	0	222	2	30	6	0	38	260	0
AIDING ESCAPE	0	5	0	0	5	1	11	4	0	16	21	0
HINDERING APPREH OR	19	75	21	0	115	11	42	20	0	73	188	0
COMPOUNDING A CRIME	1	1	0	0	2	0	1	0	0	1	3	0
BAIL JUMPING	1	20	9	0	30	0	5	1	0	6	36	0
CRIMINAL ATTEMPT ESC	0	2	1	0	3	1	0	0	0	1	4	0
FALSE PUBLIC ALARM	14	15	1	0	30	2	5	1	0	8	38	0
CRIM INTER WITH GOVT	55	201	64	1	321	7	26	8	0	41	362	0
COMMERICAL GAMBLING	0	1	9	0	10	0	1	2	0	3	13	0
COMMUNICATING GAMBL	0	3	4	0	7	0	1	0	0	1	8	0
BRIBERY OF CONTESTAN	0	3	1	0	4	0	1	0	0	1	5	0
GAMBLING ACT ON BUSI	0	0	1	0	1	0	1	1	0	2	3	0
DOGFIGHTING	1	9	1	0	11	0	0	1	0	1	12	0
LOTTERY VIOLATION	2	3	1	0	6	3	6	2	0	11	17	0
BOARDING BUS W/CONCL	1	6	0	0	7	1	0	0	0	1	8	0
CRUELTY TO CHILDREN	17	497	270	2	786	20	386	109	2	515	1301	1
SEX EXPLOITATION CHI	4	15	22	0	41	1	2	1	0	4	45	0
ABANDONMENT OF CHILD	0	37	39	0	76	0	3	2	0	5	81	0
CNTRBTNG DELINQENCY	1	5	2	0	8	0	2	0	0	2	10	0
MISC WEAPON/EXPLOSIV	12	20	8	0	40	0	1	0	0	1	41	0
CARRY CONCEALED WEAP	21	91	29	0	141	1	5	0	0	6	147	0
CARRY PISTL WITHOUT	1	7	1	0	9	0	0	1	0	1	10	0
ALTER PISTL LICENSE	0	3	0	0	3	0	0	0	0	0	3	0
POSS OF FIREARM DUR	15	76	55	1	147	1	10	4	0	15	162	0
POSS OF CERTAIN WEAP	28	86	54	0	168	3	4	2	0	9	177	0
POSS FIREARM CONVCT	9	599	487	2	1097	0	24	18	0	42	1139	1
CARRYING WEAPON AT S	96	51	4	0	151	12	4	0	0	16	167	0
GUARD LINE WITH WEAP	1	1	0	0	2	1	0	1	0	2	4	0
POSS WEAPON BY PRISO	1	7	2	0	10	0	0	0	0	0	10	0
MISUSE FIREARM HUNTI	0	1	1	0	2	0	0	0	0	0	2	0
MISC INVASION OF PRI	0	1	2	0	3	0	1	1	0	2	5	0
EAVESDROP & SURVEILL	0	7	7	1	15	0	0	1	0	1	16	0
PEEPING TOM	7	86	38	0	131	0	0	0	0	0	131	0

(continued)

Georgia Department of Corrections
 Office of Planning & Analysis
 Probationer Statistical Profile

Sample: Active & admin probationers, not in facilities
 Act probationers 01/24/2001

Requestor: Statistics

MOST SERIOUS OFFENSE by current age & sex (CONTINUED)

MOST SERIOUS OFFENSE	M e n								W o m e n								Grand Total %
	age 00-21 %	age 22-39 %	age 40-98 %	age UNKWN %	Men Total %	age 00-21 %	age 22-39 %	age 40-98 %	age UNKWN %	Women Total %							
P/S/D OF EAVESDROP D	0 0	4 0	0 0	0 0	4 0	0 0	0 0	0 0	0 0	0 0	0 0	4 0					
RACKETEERING	0 0	4 0	19 0	0 0	23 0	1 0	3 0	3 0	0 0	7 0	30 0						
S/D NARCOTICS, OPIAT	38 0	402 1	199 1	1 1	640 1	2 0	75 0	54 1	0 0	131 0	771 1						
S/D DEP,STIM,CNTRF D	22 0	223 0	118 0	1 1	364 0	1 0	35 0	29 0	2 10	67 0	431 0						
SALE-DIST OF LSD	7 0	25 0	1 0	0 0	33 0	1 0	0 0	1 0	0 0	2 0	35 0						
SALE/DIST OF MARIJUUA	274 2	1259 2	383 1	1 1	1917 2	24 1	189 1	86 1	0 0	299 1	2216 2						
S/D OF ALCOHOLIC IN	0 0	2 0	3 0	0 0	5 0	0 0	0 0	1 0	0 0	1 0	6 0						
POSS NARCOTICS, OPIA	65 1	574 1	314 1	2 1	955 1	11 0	159 1	91 1	1 5	262 1	1217 1						
POSS DEP,STIM,CNTRF	43 0	509 1	240 1	1 1	793 1	9 0	186 1	70 1	0 0	265 1	1058 1						
POSS OF L.S.D.	29 0	78 0	4 0	0 0	111 0	3 0	11 0	3 0	0 0	17 0	128 0						
POSS OF MARIJUANA	270 2	1232 2	372 1	3 2	1877 2	23 1	215 1	107 2	0 0	345 1	2222 2						
ILLEGAL POSS/MANF LI	1 0	2 0	6 0	0 0	9 0	0 0	2 0	0 0	0 0	2 0	11 0						
ILLEGAL ATTM TO OBT	3 0	54 0	51 0	0 0	108 0	2 0	108 1	80 1	0 0	190 1	298 0						
VIOLATE GA CNTRL SBS	1532 12	9654 17	4294 16	22 14	15502 16	186 7	2335 14	1171 17	4 19	3696 14	19198 15						
VIOLATE DNGROUS DRGS	11 0	49 0	20 0	0 0	80 0	0 0	20 0	13 0	0 0	33 0	113 0						
UNLWFL MFG/DEL/DIST	8 0	42 0	33 0	0 0	83 0	1 0	4 0	4 0	0 0	9 0	92 0						
FURNISH LIQUOR TO MI	0 0	1 0	0 0	0 0	1 0	0 0	0 0	0 0	0 0	0 0	1 0						
POSS DRUG RELATED MA	6 0	19 0	9 0	0 0	34 0	0 0	12 0	4 0	0 0	16 0	50 0						
SALE/DIST CONT SUB P	11 0	57 0	15 0	0 0	83 0	1 0	12 0	6 0	0 0	19 0	102 0						
SALE/DIST CONT SUB S	8 0	29 0	5 0	0 0	42 0	0 0	4 0	0 0	0 0	4 0	46 0						
SALE/DISTRIBUTION CO	298 2	1707 3	595 2	5 3	2605 3	18 1	278 2	143 2	2 10	441 2	3046 2						
POSSESSION OF COCAIN	670 5	3994 7	1837 7	16 10	6517 7	72 3	896 5	449 6	2 10	1419 5	7936 6						
CRMNL ATPT VIOL SUBS	23 0	219 0	174 1	1 1	417 0	6 0	83 0	81 1	1 5	171 1	588 0						
MISC. DRUGS TRAFFICK	2 0	37 0	21 0	0 0	60 0	0 0	11 0	4 0	1 5	16 0	76 0						
COCAINE LESS 200 GRA	18 0	215 0	153 1	0 0	386 0	2 0	44 0	43 1	0 0	89 0	475 0						
COCAINE 201-400 GRAM	2 0	24 0	28 0	0 0	54 0	0 0	7 0	2 0	0 0	9 0	63 0						
COCAINE 401 OR MORE	0 0	6 0	9 0	0 0	15 0	0 0	1 0	3 0	0 0	4 0	19 0						
NARCOTICS LESS 14 GR	0 0	2 0	2 0	0 0	4 0	1 0	0 0	0 0	0 0	1 0	5 0						
NARCOTICS 15-28 GRAM	1 0	3 0	0 0	0 0	4 0	0 0	1 0	0 0	0 0	1 0	5 0						
NARCOTICS 29 MORE GR	0 0	2 0	1 0	0 0	3 0	0 0	0 0	1 0	0 0	1 0	4 0						
MARIJUANA 101-2000 P	0 0	18 0	18 0	0 0	36 0	1 0	4 0	3 0	0 0	8 0	44 0						
MARIJUANA 2001-10000	0 0	2 0	0 0	0 0	2 0	0 0	1 0	0 0	0 0	1 0	3 0						
MARIJUANA 10001 LBS	1 0	2 0	2 0	0 0	5 0	0 0	1 0	0 0	0 0	1 0	6 0						
TRFFKNG METHAQUALONE	0 0	2 0	5 0	0 0	7 0	0 0	1 0	1 0	0 0	2 0	9 0						
TRFFKNG MTHAQUALONE>	0 0	2 0	3 0	0 0	5 0	0 0	1 0	0 0	0 0	1 0	6 0						

(continued)

Georgia Department of Corrections

Page 33 Run 01/24/01

Office of Planning & Analysis

Probationer Statistical Profile

Sample: Active & admin probationers, not in facilities
Act probationers 01/24/2001

Requestor: Statistics

MOST SERIOUS OFFENSE by current age & sex (CONTINUED)

MOST SERIOUS OFFENSE	M e n				W o m e n				Grand Total	%
	age 00-21	age 22-39	age 40-98	age UNKWN	age 00-21	age 22-39	age 40-98	age UNKWN		
AMPHETAMINE 28-199 G	3 0	11 0	4 0	0 0	0 0	3 0	2 0	0 0	5 0	23 0
AMPHETAMINE 200-399	0 0	1 0	2 0	0 0	0 0	0 0	1 0	0 0	1 0	4 0
AMPHETAMINE 400+ GRA	0 0	0 0	0 0	0 0	0 0	1 0	0 0	0 0	1 0	1 0
TRANSACTIONS DRUG OB	0 0	1 0	0 0	0 0	0 0	1 0	0 0	0 0	1 0	2 0
TRANSACTIONS CNTRFT	0 0	2 0	1 0	0 0	0 0	0 0	1 0	0 0	1 0	4 0
USE COMM FACLTY VIO	2 0	7 0	4 0	0 0	1 0	1 0	2 0	0 0	4 0	17 0
ATT/CONSPRCY COMM C	2 0	26 0	15 0	0 0	2 0	12 0	11 0	0 0	25 0	68 0
UNATHZD DIST CONTRLL	0 0	3 0	5 0	0 0	0 0	1 0	2 0	0 0	3 0	11 0
ILLGL DIST CONTRLLD	0 0	9 0	5 0	0 0	0 0	4 0	1 0	0 0	5 0	19 0
VIOL MOTOR VEHICLE L	13 0	125 0	98 0	1 1	1 1	237 0	14 0	0 0	42 0	279 0
ALTER CAR TITLE	0 0	4 0	5 0	0 0	0 0	9 0	0 0	0 0	0 0	9 0
DRVNG HABTL VIOLATOR	3 0	1756 3	1795 7	8 5	8 5	3562 4	137 1	138 2	275 1	3837 3
HABIT TRAF VOIL/IMPA	0 0	209 0	204 1	3 2	3 2	416 0	14 0	32 0	46 0	462 0
HABIT TRAF VIOL/OTHE	1 0	224 0	196 1	2 1	2 1	423 0	17 0	14 0	31 0	454 0
SELL UNSTAMPED CIG/C	0 0	0 0	1 0	0 0	0 0	1 0	0 0	0 0	0 0	1 0
DSTL ALCOHOL BEVERAG	0 0	0 0	2 0	0 0	0 0	2 0	1 0	0 0	1 0	3 0
POSS UNAUTHORIZED ST	0 0	0 0	1 0	0 0	0 0	1 0	0 0	0 0	1 0	2 0
POSS CONTRABAND ARTI	2 0	1 0	2 0	0 0	0 0	5 0	2 0	1 0	3 0	8 0
TRNSPRT CONTRABAND A	0 0	1 0	0 0	0 0	0 0	1 0	1 0	0 0	1 0	2 0
CONCEAL CONTRABAND	0 0	0 0	1 0	0 0	0 0	1 0	0 0	0 0	0 0	1 0
MISC. MRALS/PBLIC H/	1 0	4 0	2 0	0 0	0 0	7 0	0 0	1 0	1 0	8 0
VIOLATN GAME AND FIS	0 0	2 0	0 0	0 0	0 0	2 0	0 0	0 0	0 0	2 0
MISC CORRECTIONL INS	1 0	11 0	1 0	0 0	0 0	13 0	6 0	1 0	7 0	20 0
VIOLATION OTHR STATE	31 0	202 0	81 0	0 0	0 0	314 0	6 0	75 0	117 0	431 0
CONSPIRACY	16 0	36 0	13 0	1 1	1 1	66 0	4 0	28 0	38 0	104 0
CRIMINAL ATTEMPT	46 0	210 0	124 0	0 0	0 0	380 0	8 0	71 0	112 0	492 0
AIRCRAFT HIJACKING	0 0	1 0	0 0	0 0	0 0	1 0	0 0	0 0	0 0	1 0
UNAUTH DIST RECRD DE	0 0	1 0	4 0	0 0	0 0	5 0	0 0	0 0	0 0	5 0
CRIMINAL SOLICITATIO	1 0	21 0	19 0	0 0	0 0	41 0	2 0	8 0	19 0	60 0
PARTY TO A CRIME	4 0	8 0	1 0	0 0	0 0	13 0	1 0	2 0	11 0	24 0
CRIMINAL TRESPASSING	8 0	16 0	6 0	0 0	0 0	30 0	1 0	2 0	4 0	34 0
GANG PARTICIPATION	78 1	721 1	350 1	1 1	1 1	1150 1	16 1	82 1	266 1	1416 1

(continued)

Sample: Active & admin probationers, not in facilities Requestor: Statistics
 Act probationers 01/24/2001

MOST SERIOUS OFFENSE by current age & sex (CONTINUED)

MOST SERIOUS OFFENSE	M e n					W o m e n					Grand Total %
	age 00-21 %	age 22-39 %	age 40-98 %	age UNKWN %	Men Total %	age 00-21 %	age 22-39 %	age 40-98 %	age UNKWN %	Women Total %	
Total reported	12520	60547	28083	162	101312	2574	17430	7248	22	27274	128586
Percent Reported	100.6	101.2	101.2	100.6	101.1	100.6	101.0	101.1	100.0	101.0	101.1
NOT REPORTED	159	1402	718	3	2282	39	349	136	1	525	2807
Total	12444	59832	27738	161	100175	2559	17264	7167	22	27012	127187

Georgia Department of Corrections

Probationer Statistical Profile

Sample: Active & admin probationers, not in facilities
Act probationers 01/24/2001

Requestor: Statistics

MOST SERIOUS CRIME TYPE by current age & sex

CRIME TYPE	M e n								W o m e n								Grand Total %					
	age 00-21	%	age 22-39	%	age 40-98	%	UNKWN	%	Men Total	%	age 00-21	%	age 22-39	%	age 40-98	%		UNKWN	%	Women Total	%	
VIOL/PERSN	1371	11	8690	15	4435	16	33	20	14529	15	292	11	1896	11	752	10	1	5	2941	11	17470	14
NVIOL/PERS	158	1	257	0	185	1	1	1	601	1	20	1	37	0	14	0	0	0	71	0	672	1
PROPERTY	5593	45	19682	33	6939	25	30	19	32244	32	1571	61	8877	51	3081	43	7	32	13536	50	45780	36
DRUG SALES	698	6	4141	7	1635	6	8	5	6482	6	56	2	694	4	401	6	5	23	1156	4	7638	6
DRUG POSSN	2968	24	16871	28	7419	27	46	29	27304	27	376	15	4174	24	2118	30	8	36	6676	25	33980	27
ALCOHOL	44	0	35	0	25	0	0	0	104	0	1	0	8	0	6	0	0	0	15	0	119	0
HABIT/DUI	250	2	3678	6	3101	11	21	13	7050	7	46	2	477	3	358	5	0	0	881	3	7931	6
SEX OFFEND	433	3	2129	4	2046	7	10	6	4618	5	15	1	103	1	37	1	0	0	155	1	4773	4
OTHER	929	7	4349	7	1953	7	12	7	7243	7	182	7	998	6	400	6	1	5	1581	6	8824	7
Total reported	12444		59832		27738		161		100175		2559		17264		7167		22		27012		127187	
Percent Reported	100.0		100.0		100.0		100.0		100.0		100.0		100.0		100.0		100.0		100.0		100.0	
NOT REPORTED	0		0		0		0		0		0		0		0		0		0		0	
Total	12444		59832		27738		161		100175		2559		17264		7167		22		27012		127187	