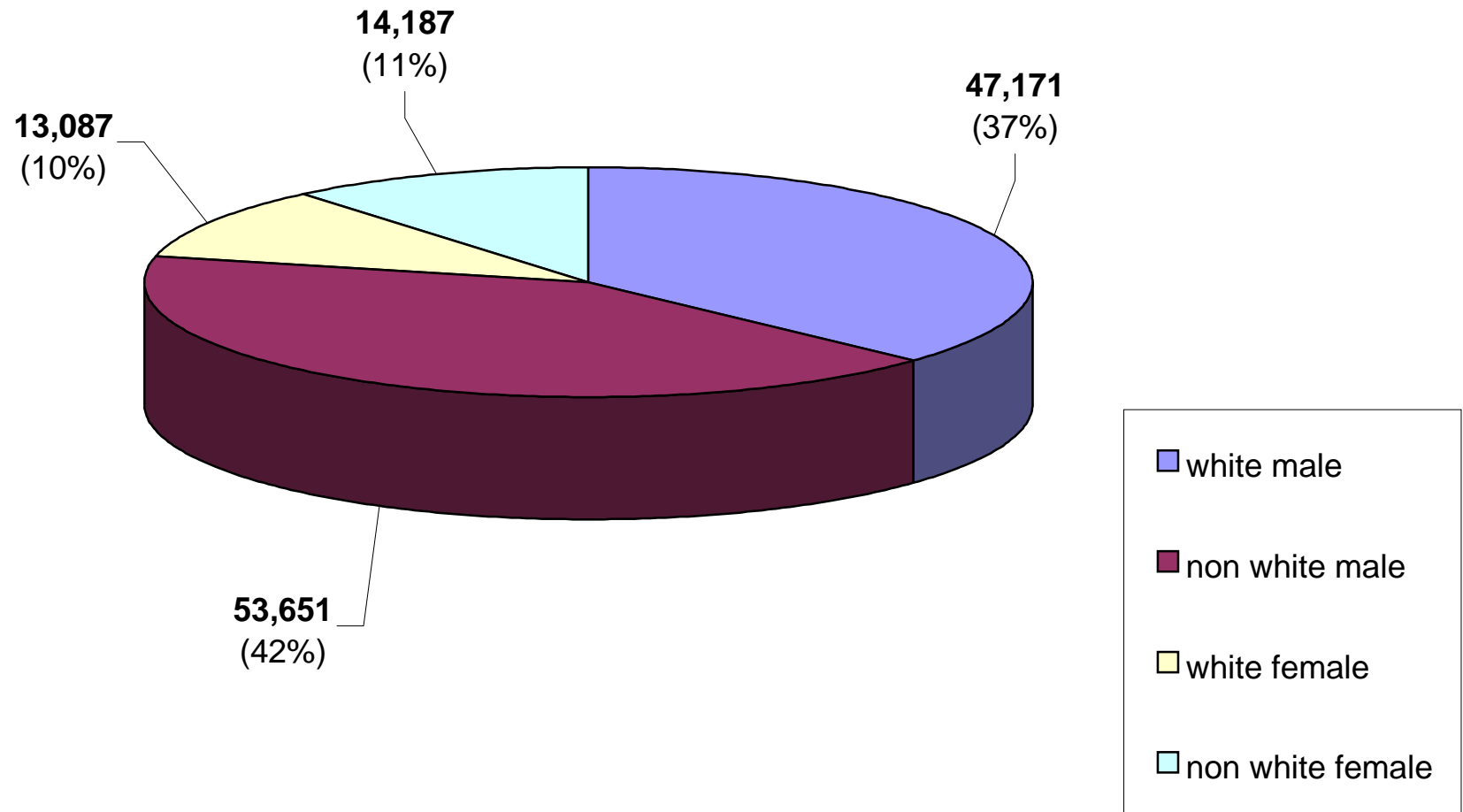
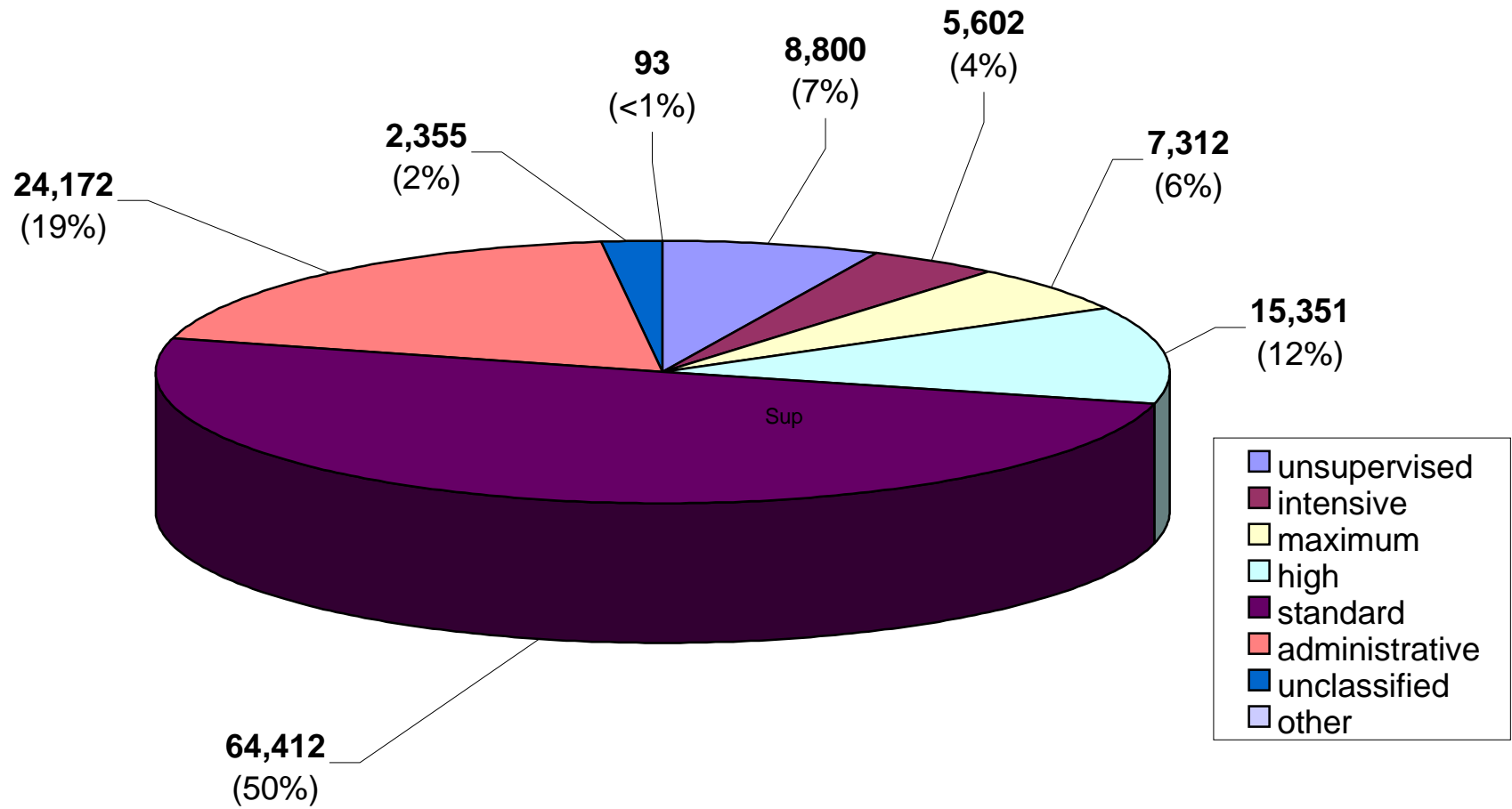


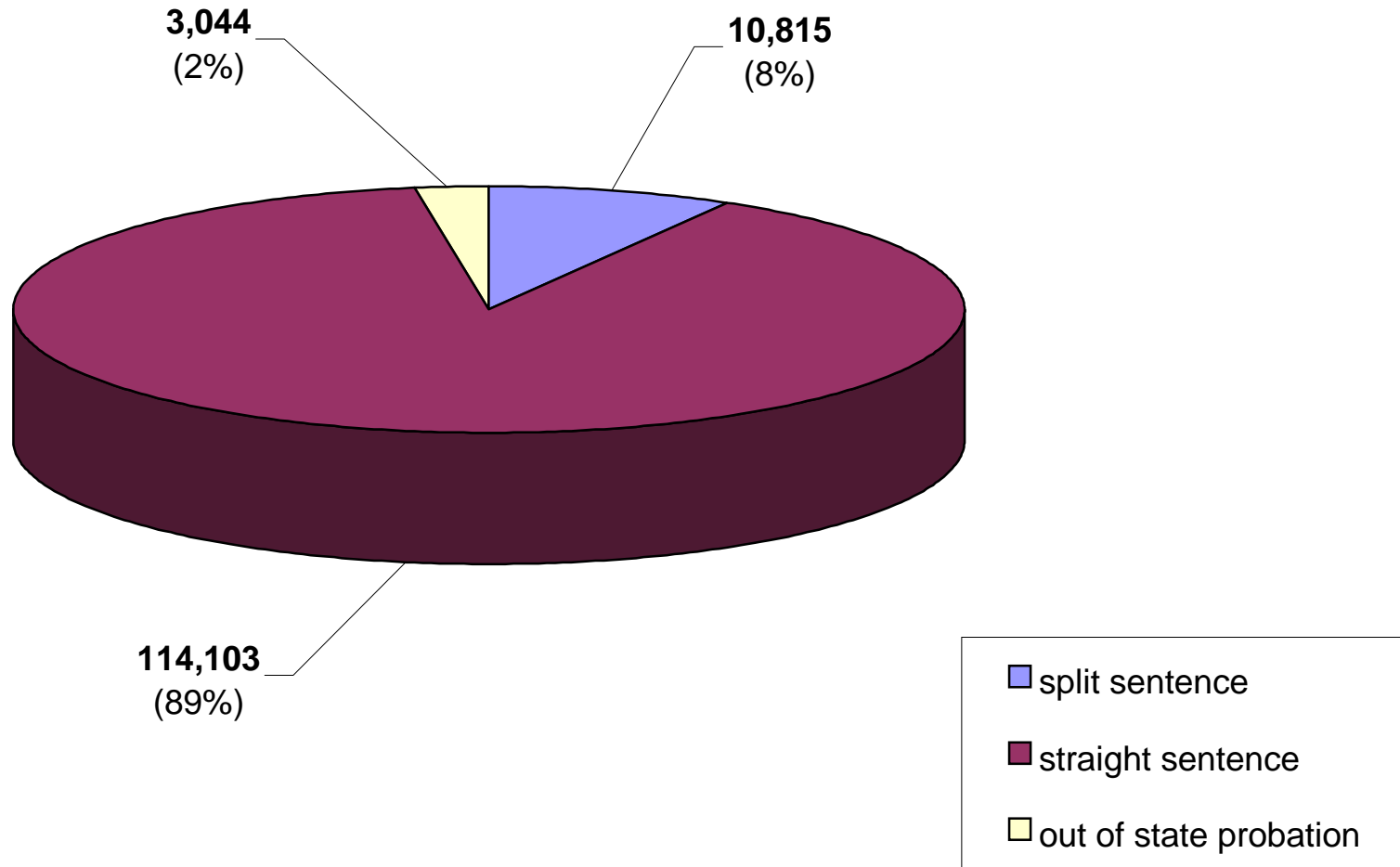
Active Probationers By Race & Gender



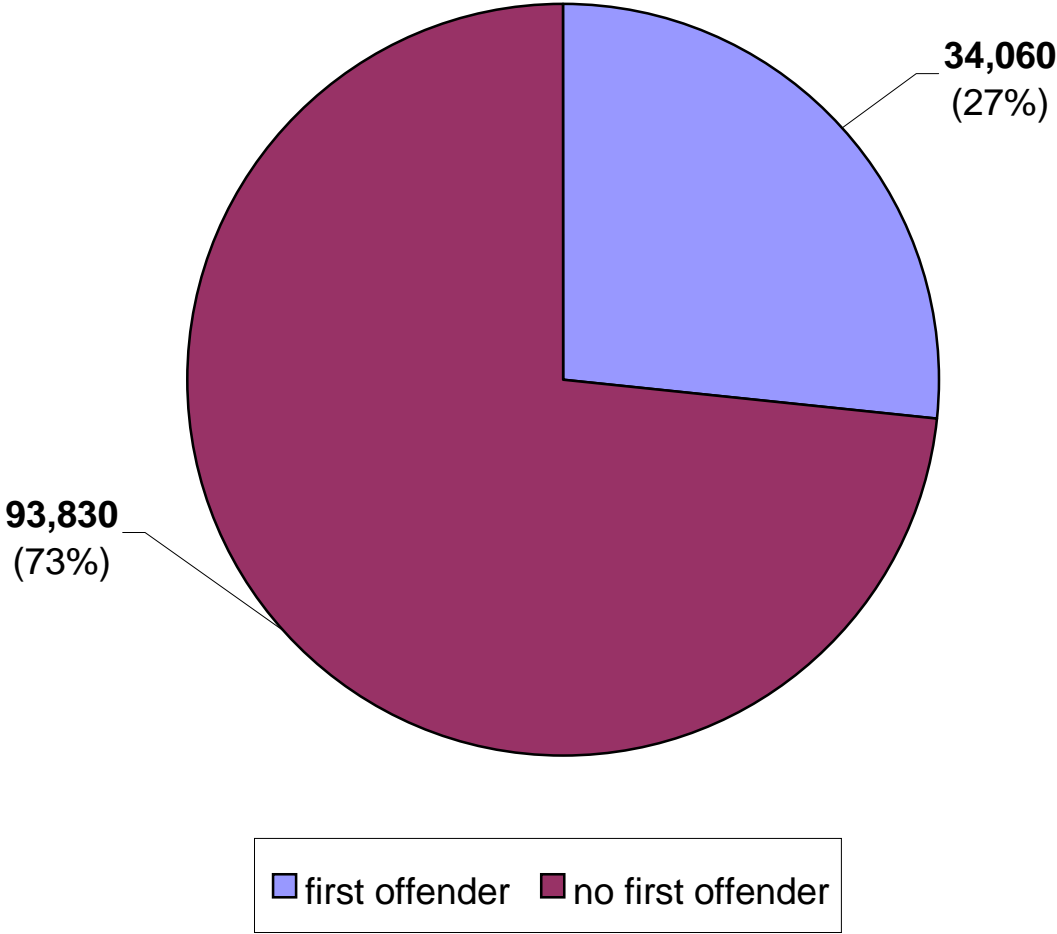
Active Probationers By Current Supervision Type



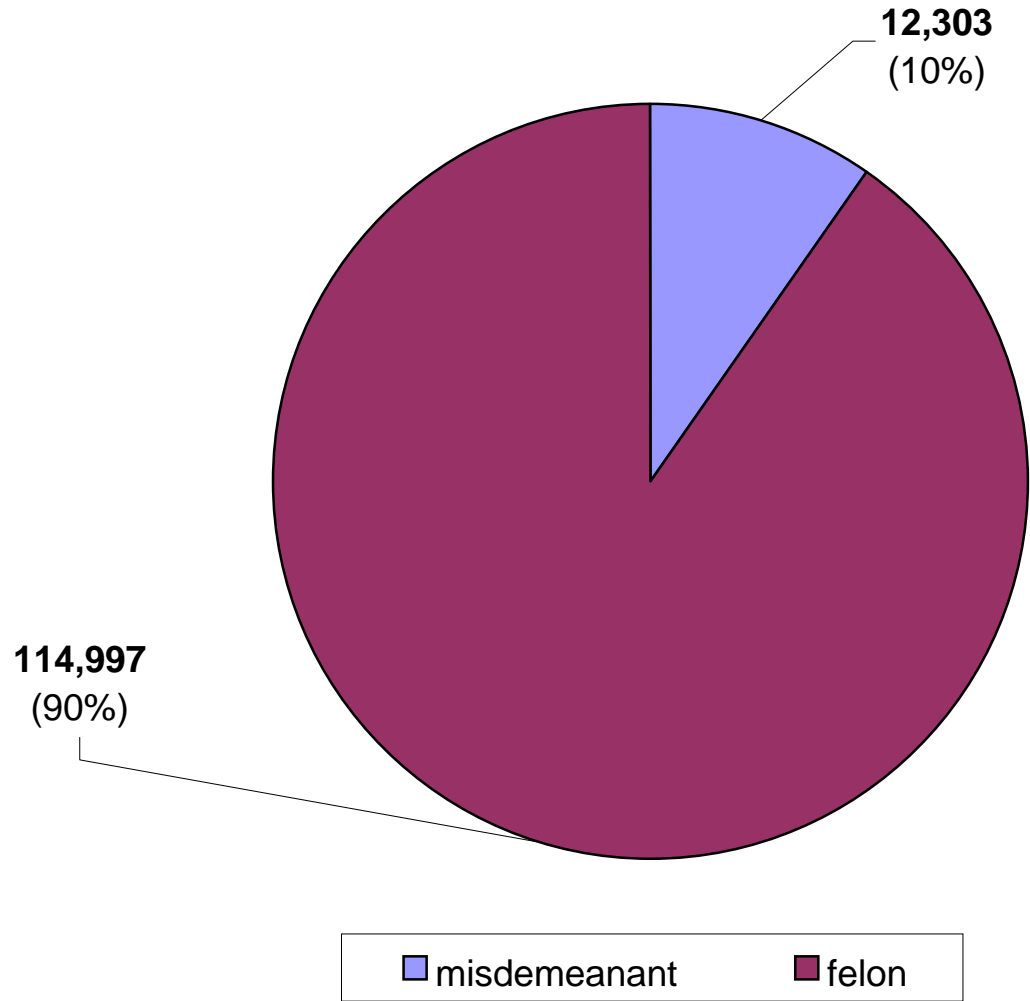
Active Probationers By Case Type



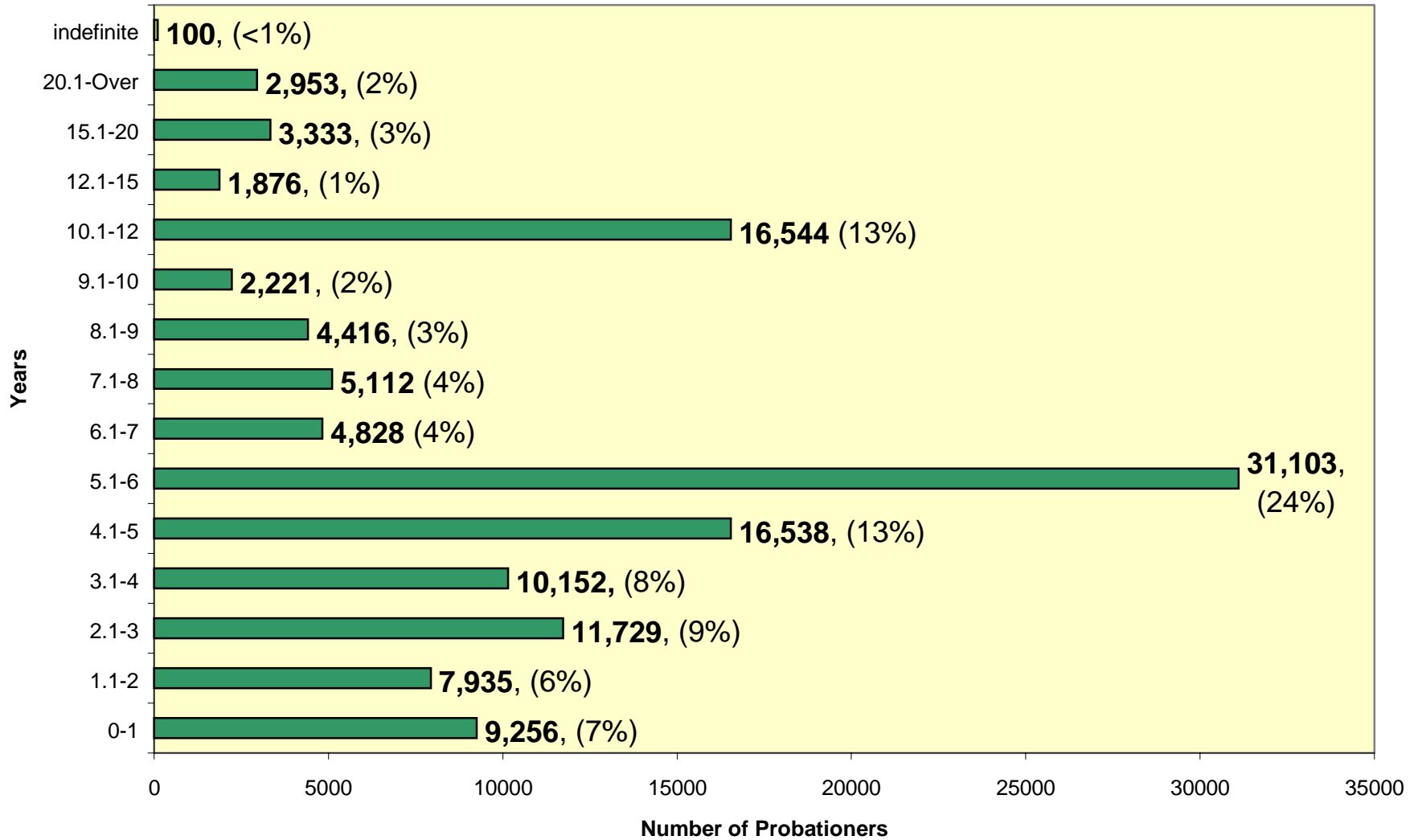
Active Probationers By First Offender Status



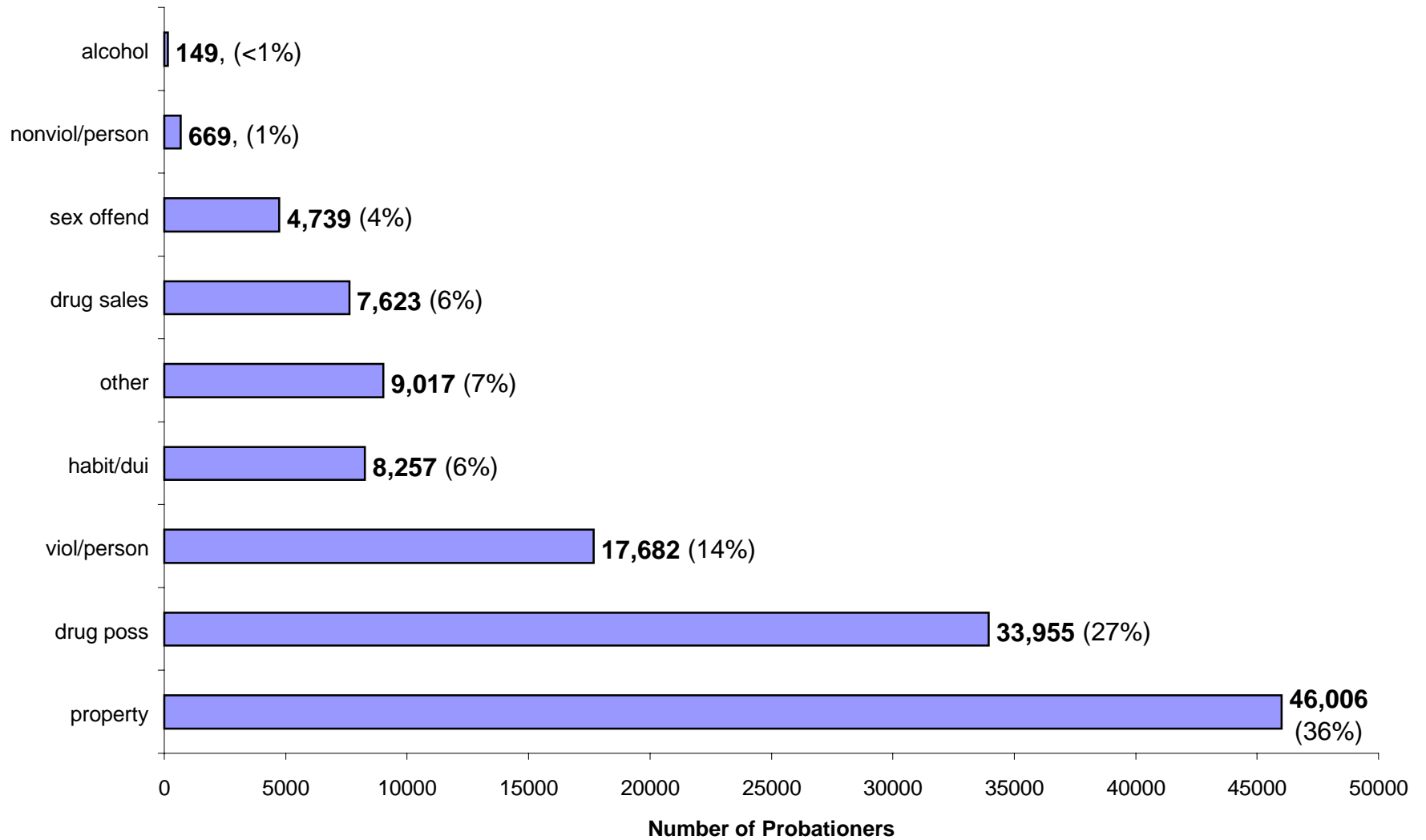
Active Probationer By Sentence Type



Active Probationers By Sentence Length



Active Probationers by Crime Type



Probationer Statistical Profile

Table of contents for Active & admin probationers, not in facilities

Title	Page
-----	----
RACE AND SEX	2
CURRENT SUPERVISION TYPE	3
ORIGINAL SUPERVISION TYPE	4
TOTAL RISK SCORE	5
TOTAL NEED SCORE	6
COUNTY OF CONVICTION	7
CIRCUIT OF CONVICTION	12
CIRCUIT OF CURRENT SUPERVISION	14
SENTENCE LENGTH	16
TIME SERVED	17
TIME LEFT TO SERVE	18
CASE TYPE	19
RELEASE TYPE	20
FIRST OFFENDER STATUS	21
TYPE PROBATIONER	22
MOST SERIOUS CRIME BY GROUP	23
MOST SERIOUS OFFENSE	24
MOST SERIOUS CRIME TYPE	35

Probationer Statistical Profile

Sample: Active & admin probationers, not in facilities Requestor: Statistics
 Act probationers 12/18/2000

RACE AND SEX by current age & sex

RACE AND SEX	M e n					W o m e n					Grand Total %
	age 00-21 %	age 22-39 %	age 40-98 %	age UNKWN %	Men Total %	age 00-21 %	age 22-39 %	age 40-98 %	age UNKWN %	Women Total %	
WHITE MALE	5830 46	27371 46	13858 50	112 65	47171 47	0 0	0 0	0 0	0 0	0 0	47171 37
NON WHITE MALE	6956 54	32742 54	13894 50	59 35	53651 53	0 0	0 0	0 0	0 0	0 0	53651 42
WHITE FEMALE	0 0	0 0	0 0	0 0	0 0	1214 46	8157 47	3701 52	15 65	13087 48	13087 10
NON WHITE FEMALE	0 0	0 0	0 0	0 0	0 0	1449 54	9273 53	3457 48	8 35	14187 52	14187 11
Total reported	12786	60113	27752	171	100822	2663	17430	7158	23	27274	128096
Percent Reported	100.0	100.0	100.0	100.0	100.0	100.0	100.0	100.0	100.0	100.0	100.0
NOT REPORTED	0	0	1	0	1	0	0	0	0	0	1
Total	12786	60113	27753	171	100823	2663	17430	7158	23	27274	128097
AVERAGE W-AGE	19.81	29.82	47.54	***	33.44	19.86	30.47	46.19	***	33.56	33.46

*** Average age excludes missing dates of birth

Probationer Statistical Profile

Sample: Active & admin probationers, not in facilities
Act probationers 12/18/2000

Requestor: Statistics

CURRENT SUPERVISION TYPE by current age & sex

SUPERVISION TYPE	Men								Women								Grand Total %
	age 00-21 %	age 22-39 %	age 40-98 %	age UNKWN %	Men Total %	age 00-21 %	age 22-39 %	age 40-98 %	age UNKWN %	Women Total %							
UNSUPERVISED	317 2	4317 7	2373 9	13 8	7020 7	61 2	1133 7	583 8	3 13	1780 7	8800 7						
WARRANT	1 0	3 0	0 0	0 0	4 0	0 0	0 0	0 0	0 0	0 0	4 0						
BC AFTERCARE	0 0	0 0	0 0	0 0	0 0	0 0	0 0	0 0	0 0	0 0	0 0						
HOME CONFINEMENT	2 0	3 0	1 0	0 0	6 0	0 0	1 0	1 0	0 0	2 0	8 0						
INTENSIVE	925 7	2715 5	942 3	10 6	4592 5	119 4	675 4	214 3	2 9	1010 4	5602 4						
MAXIMUM	698 5	3849 6	1848 7	15 9	6410 6	77 3	604 3	221 3	0 0	902 3	7312 6						
HIGH	1606 13	7912 13	3474 13	14 8	13006 13	204 8	1555 9	585 8	1 4	2345 9	15351 12						
MEDIUM	0 0	0 0	0 0	0 0	0 0	0 0	0 0	0 0	0 0	0 0	0 0						
STANDARD	7530 59	27939 46	12319 44	92 54	47880 47	1952 73	10470 60	4095 57	15 65	16532 61	64412 50						
ADMINISTRATIVE	1492 12	12177 20	6163 22	27 16	19859 20	233 9	2735 16	1343 19	2 9	4313 16	24172 19						
FINANCIAL	1 0	16 0	63 0	0 0	80 0	0 0	0 0	1 0	0 0	1 0	81 0						
OBSOLETE CODES	0 0	0 0	0 0	0 0	0 0	0 0	0 0	0 0	0 0	0 0	0 0						
UNCLASSIFIED	214 2	1182 2	570 2	0 0	1966 2	17 1	257 1	115 2	0 0	389 1	2355 2						
Total reported	12786	60113	27753	171	100823	2663	17430	7158	23	27274	128097						
Percent Reported	100.0	100.0	100.0	100.0	100.0	100.0	100.0	100.0	100.0	100.0	100.0						
NOT REPORTED	0	0	0	0	0	0	0	0	0	0	0						
Total	12786	60113	27753	171	100823	2663	17430	7158	23	27274	128097						

* NOTE: IN MARCH, 1994 COMMUNITY CORRECTIONS REDEFINED THEIR TYPES. MEDIUM AND MINIMUM WERE COLLAPSED INTO STANDARD AND MAXIMUM WAS COMBINED WITH HIGH

Probationer Statistical Profile

Sample: Active & admin probationers, not in facilities
Act probationers 12/18/2000

Requestor: Statistics

ORIGINAL SUPERVISION TYPE by current age & sex

SUPERVISION TYPE	Men					Women					Grand Total %
	age 00-21 %	age 22-39 %	age 40-98 %	age UNKWN %	Men Total %	age 00-21 %	age 22-39 %	age 40-98 %	age UNKWN %	Women Total %	
UNSUPERVISED	0 0	3 0	5 0	0 0	8 0	0 0	0 0	0 0	0 0	0 0	8 0
WARRANT	0 0	2 0	1 0	0 0	3 0	0 0	0 0	0 0	0 0	0 0	3 0
BC AFTERCARE	0 0	68 0	1 0	0 0	69 0	0 0	0 0	0 0	0 0	0 0	69 0
HOME CONFINEMENT	3 0	20 0	6 0	0 0	29 0	0 0	3 0	2 0	0 0	5 0	34 0
INTENSIVE	1218 10	5177 9	2106 8	25 15	8526 8	149 6	1321 8	550 8	3 13	2023 7	10549 8
MAXIMUM	631 5	4546 8	2709 10	17 10	7903 8	83 3	735 4	338 5	0 0	1156 4	9059 7
HIGH	1678 13	10186 17	4904 18	22 13	16790 17	228 9	2099 12	923 13	2 9	3252 12	20042 16
MEDIUM	2 0	621 1	464 2	0 0	1087 1	0 0	162 1	163 2	0 0	325 1	1412 1
STANDARD	8161 64	29672 49	12874 46	89 52	50796 50	2078 78	11230 64	4276 60	17 74	17601 65	68397 53
ADMINISTRATIVE	750 6	5332 9	2580 9	12 7	8674 9	97 4	1003 6	486 7	1 4	1587 6	10261 8
FINANCIAL	1 0	24 0	72 0	0 0	97 0	0 0	0 0	2 0	0 0	2 0	99 0
OBSOLETE CODES	0 0	0 0	0 0	0 0	0 0	0 0	0 0	0 0	0 0	0 0	0 0
UNCLASSIFIED	342 3	4462 7	2031 7	6 4	6841 7	28 1	877 5	418 6	0 0	1323 5	8164 6
Total reported	12786	60113	27753	171	100823	2663	17430	7158	23	27274	128097
Percent Reported	100.0	100.0	100.0	100.0	100.0	100.0	100.0	100.0	100.0	100.0	100.0
NOT REPORTED	0	0	0	0	0	0	0	0	0	0	0
Total	12786	60113	27753	171	100823	2663	17430	7158	23	27274	128097

* NOTE: IN MARCH, 1994 COMMUNITY CORRECTIONS REDEFINED THEIR TYPES. MEDIUM AND MINIMUM WERE COLLAPSED INTO STANDARD AND MAXIMUM WAS COMBINED WITH HIGH

Probationer Statistical Profile

Sample: Active & admin probationers, not in facilities
Act probationers 12/18/2000

Requestor: Statistics

TOTAL RISK SCORE by current age & sex

SCORE	M e n					W o m e n					Grand Total %
	age 00-21 %	age 22-39 %	age 40-98 %	age UNKWN %	Men Total %	age 00-21 %	age 22-39 %	age 40-98 %	age UNKWN %	Women Total %	
< 00 (ADMIN.)	0 0	0 0	0 0	0 0	0 0	0 0	0 0	0 0	0 0	0 0	0 0
00-07 (MINIMUM)	0 0	241 0	249 1	0 0	490 1	1 0	88 1	136 2	0 0	225 1	715 1
08-14 (MEDIUM)	1 0	665 1	428 2	0 0	1094 1	0 0	175 1	134 2	0 0	309 1	1403 1
15-24 (HIGH)	4 0	882 2	754 3	0 0	1640 2	0 0	178 1	145 2	0 0	323 1	1963 2
25 & OVER (MAXIMUM)	2 0	728 1	617 2	0 0	1347 1	2 0	84 1	66 1	0 0	152 1	1499 1
NO SCORE, DIRECT ASG	12546100	52449 95	23245 92	171100	88411 95	2641100	15691 97	6072 93	23100	24427 96	112838 95
Total reported	12553	54965	25293	171	92982	2644	16216	6553	23	25436	118418
Percent Reported	98.2	91.4	91.1	100.0	92.2	99.3	93.0	91.5	100.0	93.3	92.4
NOT REPORTED	233	5148	2460	0	7841	19	1214	605	0	1838	9679
Total	12786	60113	27753	171	100823	2663	17430	7158	23	27274	128097

* NOTE: IN MARCH, 1990 THE CATEGORIES "DIRECT ASSIGNMENT TO SUPERVISION LEVEL" AND "NEGATIVE SCORES, ADMINISTRATIVE LEVEL" WERE ADDED TO RISK & NEED

Probationer Statistical Profile

Sample: Active & admin probationers, not in facilities
Act probationers 12/18/2000

Requestor: Statistics

TOTAL NEED SCORE by current age & sex

SCORE	M e n					W o m e n					Grand Total %
	age 00-21 %	age 22-39 %	age 40-98 %	age UNKWN %	Men Total %	age 00-21 %	age 22-39 %	age 40-98 %	age UNKWN %	Women Total %	
< 00 (ADMIN.)	0 0	6 0	8 0	0 0	14 0	0 0	5 0	4 0	0 0	9 0	23 0
00-07 (MINIMUM)	1 0	509 1	375 1	0 0	885 1	1 0	121 1	114 2	0 0	236 1	1121 1
08-14 (MEDIUM)	1 0	970 2	771 3	0 0	1742 2	1 0	188 1	176 3	0 0	365 1	2107 2
15-24 (HIGH)	4 0	870 2	734 3	0 0	1608 2	1 0	172 1	152 2	0 0	325 1	1933 2
25 & OVER (MAXIMUM)	1 0	161 0	160 1	0 0	322 0	0 0	39 0	35 1	0 0	74 0	396 0
NO SCORE, DIRECT ASG	12546100	52449 95	23245 92	171100	88411 95	2641100	15691 97	6072 93	23100	24427 96	112838 95
Total reported	12553	54965	25293	171	92982	2644	16216	6553	23	25436	118418
Percent Reported	98.2	91.4	91.1	100.0	92.2	99.3	93.0	91.5	100.0	93.3	92.4
NOT REPORTED	233	5148	2460	0	7841	19	1214	605	0	1838	9679
Total	12786	60113	27753	171	100823	2663	17430	7158	23	27274	128097

* NOTE: IN MARCH, 1990 THE CATEGORIES "DIRECT ASSIGNMENT TO SUPERVISION LEVEL" AND "NEGATIVE SCORES, ADMINISTRATIVE LEVEL" WERE ADDED TO RISK & NEED

Probationer Statistical Profile

Sample: Active & admin probationers, not in facilities
Act probationers 12/18/2000

Requestor: Statistics

COUNTY OF CONVICTION by current age & sex

COUNTY	Men							Women							Grand Total	%						
	age 00-21	%	age 22-39	%	age 40-98	%	UNKWN	Men Total	%	age 00-21	%	age 22-39	%	age 40-98			%	UNKWN	Women Total	%		
APPLING COUNTY	42	0	123	0	60	0	0	0	225	0	3	0	27	0	14	0	0	0	44	0	269	0
ATKINSON COUNTY	10	0	78	0	55	0	0	0	143	0	2	0	18	0	11	0	0	0	31	0	174	0
BACON COUNTY	12	0	55	0	25	0	0	0	92	0	1	0	9	0	6	0	0	0	16	0	108	0
BAKER COUNTY	6	0	40	0	21	0	1	1	68	0	1	0	5	0	1	0	0	0	7	0	75	0
BALDWIN COUNTY	143	1	622	1	228	1	0	0	993	1	28	1	173	1	63	1	0	0	264	1	1257	1
BANKS COUNTY	35	0	144	0	77	0	1	1	257	0	11	0	43	0	18	0	0	0	72	0	329	0
BARROW COUNTY	77	1	429	1	208	1	0	0	714	1	19	1	115	1	47	1	0	0	181	1	895	1
BARTOW COUNTY	127	1	892	1	450	2	2	1	1471	1	28	1	260	1	102	1	0	0	390	1	1861	1
BEN HILL COUNTY	25	0	154	0	62	0	1	1	242	0	3	0	38	0	17	0	0	0	58	0	300	0
BERRIEN COUNTY	21	0	147	0	75	0	1	1	244	0	6	0	33	0	17	0	0	0	56	0	300	0
BIBB COUNTY	272	2	1582	3	749	3	3	2	2606	3	81	3	564	3	225	3	0	0	870	3	3476	3
BLECKLEY COUNTY	41	0	131	0	41	0	0	0	213	0	3	0	29	0	12	0	0	0	44	0	257	0
BRANTLEY COUNTY	8	0	53	0	36	0	0	0	97	0	3	0	9	0	8	0	0	0	20	0	117	0
BROOKS COUNTY	54	0	186	0	75	0	2	1	317	0	1	0	40	0	14	0	0	0	55	0	372	0
BRYAN COUNTY	24	0	83	0	41	0	1	1	149	0	3	0	18	0	15	0	1	4	37	0	186	0
BULLOCH COUNTY	232	2	580	1	192	1	1	1	1005	1	70	3	194	1	60	1	0	0	324	1	1329	1
BURKE COUNTY	32	0	124	0	51	0	0	0	207	0	2	0	28	0	10	0	0	0	40	0	247	0
BUTTS COUNTY	34	0	163	0	69	0	0	0	266	0	4	0	34	0	17	0	0	0	55	0	321	0
CALHOUN COUNTY	8	0	65	0	37	0	0	0	110	0	1	0	21	0	10	0	0	0	32	0	142	0
CAMDEN COUNTY	51	0	213	0	81	0	2	1	347	0	3	0	38	0	20	0	0	0	61	0	408	0
CANDLER COUNTY	18	0	72	0	30	0	1	1	121	0	4	0	26	0	10	0	0	0	40	0	161	0
CARROLL COUNTY	110	1	422	1	201	1	3	2	736	1	30	1	132	1	58	1	0	0	220	1	956	1
CATOOSA COUNTY	75	1	324	1	122	0	0	0	521	1	16	1	117	1	45	1	0	0	178	1	699	1
CHARLTON COUNTY	10	0	46	0	26	0	0	0	82	0	2	0	5	0	3	0	0	0	10	0	92	0
CHATHAM COUNTY	371	3	1319	2	648	2	5	3	2343	2	76	3	615	4	251	4	1	4	943	3	3286	3
CHATTAHOOCHEE COUNTY	5	0	14	0	8	0	0	0	27	0	1	0	2	0	4	0	0	0	7	0	34	0
CHATTOOGA COUNTY	44	0	213	0	111	0	0	0	368	0	9	0	62	0	35	0	0	0	106	0	474	0
CHEROKEE COUNTY	222	2	743	1	338	1	6	4	1309	1	42	2	216	1	93	1	1	4	352	1	1661	1
CLARKE COUNTY	286	2	786	1	287	1	3	2	1362	1	65	2	237	1	70	1	0	0	372	1	1734	1
CLAY COUNTY	10	0	38	0	16	0	0	0	64	0	1	0	9	0	8	0	0	0	18	0	82	0
CLAYTON COUNTY	277	2	839	1	364	1	1	1	1481	1	88	3	392	2	125	2	0	0	605	2	2086	2
CLINCH COUNTY	13	0	113	0	69	0	0	0	195	0	1	0	22	0	13	0	0	0	36	0	231	0
COBB COUNTY	918	7	5126	9	2285	8	18	11	8347	8	217	8	1511	9	627	9	2	9	2357	9	10704	8
COFFEE COUNTY	45	0	239	0	121	0	2	1	407	0	10	0	91	1	26	0	0	0	127	0	534	0
COLQUITT COUNTY	119	1	554	1	219	1	3	2	895	1	17	1	103	1	56	1	1	4	177	1	1072	1

(continued)

Probationer Statistical Profile

Sample: Active & admin probationers, not in facilities
Act probationers 12/18/2000

Requestor: Statistics

COUNTY OF CONVICTION by current age & sex (CONTINUED)

COUNTY	M e n							W o m e n							Grand Total %							
	age 00-21	%	age 22-39	%	age 40-98	%	UNKWN	Men Total %	age 00-21	%	age 22-39	%	age 40-98	%		UNKWN	Women Total %					
COLUMBIA COUNTY	109	1	364	1	144	1	0	0	617	1	21	1	96	1	49	1	0	0	166	1	783	1
COOK COUNTY	27	0	278	0	121	0	0	0	426	0	5	0	69	0	29	0	0	0	103	0	529	0
COWETA COUNTY	95	1	482	1	217	1	3	2	797	1	38	1	184	1	50	1	1	4	273	1	1070	1
CRAWFORD COUNTY	18	0	55	0	19	0	0	0	92	0	2	0	10	0	5	0	0	0	17	0	109	0
CRISP COUNTY	46	0	220	0	123	0	2	1	391	0	13	0	73	0	28	0	0	0	114	0	505	0
DADE COUNTY	24	0	111	0	53	0	0	0	188	0	1	0	40	0	12	0	0	0	53	0	241	0
DAWSON COUNTY	15	0	70	0	44	0	0	0	129	0	2	0	18	0	11	0	0	0	31	0	160	0
DECATUR COUNTY	40	0	325	1	161	1	1	1	527	1	7	0	87	0	37	1	0	0	131	0	658	1
DEKALB COUNTY	799	6	2768	5	1226	4	3	2	4796	5	174	7	846	5	287	4	1	4	1308	5	6104	5
DODGE COUNTY	39	0	171	0	101	0	2	1	313	0	11	0	57	0	25	0	0	0	93	0	406	0
DOOLY COUNTY	22	0	95	0	49	0	0	0	166	0	2	0	27	0	7	0	0	0	36	0	202	0
DOUGHERTY COUNTY	277	2	2026	3	889	3	2	1	3194	3	74	3	606	3	219	3	1	4	900	3	4094	3
DOUGLAS COUNTY	352	3	1599	3	829	3	2	1	2782	3	71	3	498	3	214	3	1	4	784	3	3566	3
EARLY COUNTY	43	0	144	0	68	0	2	1	257	0	4	0	40	0	20	0	0	0	64	0	321	0
ECHOLS COUNTY.	6	0	24	0	17	0	0	0	47	0	0	0	2	0	1	0	0	0	3	0	50	0
EFFINGHAM COUNTY	107	1	284	0	141	1	0	0	532	1	18	1	105	1	34	0	0	0	157	1	689	1
ELBERT COUNTY	24	0	254	0	124	0	0	0	402	0	5	0	64	0	27	0	0	0	96	0	498	0
EMANUEL COUNTY	30	0	116	0	43	0	0	0	189	0	5	0	28	0	15	0	1	4	49	0	238	0
EVANS COUNTY	16	0	52	0	24	0	0	0	92	0	3	0	13	0	1	0	0	0	17	0	109	0
FANNIN COUNTY	30	0	179	0	119	0	1	1	329	0	10	0	74	0	27	0	0	0	111	0	440	0
FAYETTE COUNTY	115	1	355	1	129	0	1	1	600	1	22	1	147	1	60	1	0	0	229	1	829	1
FLOYD COUNTY	115	1	821	1	444	2	1	1	1381	1	43	2	270	2	115	2	0	0	428	2	1809	1
FORSYTH COUNTY	70	1	356	1	188	1	1	1	615	1	14	1	107	1	58	1	1	4	180	1	795	1
FRANKLIN COUNTY	22	0	202	0	104	0	1	1	329	0	6	0	44	0	14	0	0	0	64	0	393	0
FULTON COUNTY	915	7	4880	8	2285	8	4	2	8084	8	98	4	995	6	501	7	1	4	1595	6	9679	8
GILMER COUNTY	59	0	274	0	161	1	1	1	495	0	11	0	86	0	53	1	0	0	150	1	645	1
GLASCOCK COUNTY	3	0	10	0	2	0	0	0	15	0	0	0	2	0	0	0	0	0	2	0	17	0
GLYNN COUNTY	172	1	720	1	350	1	2	1	1244	1	46	2	221	1	86	1	0	0	353	1	1597	1
GORDON COUNTY	63	0	546	1	269	1	1	1	879	1	19	1	187	1	66	1	0	0	272	1	1151	1
GRADY COUNTY	37	0	194	0	106	0	0	0	337	0	1	0	49	0	19	0	0	0	69	0	406	0
GREENE COUNTY	47	0	175	0	75	0	0	0	297	0	5	0	33	0	17	0	0	0	55	0	352	0
GWINNETT COUNTY	537	4	2650	4	1073	4	7	4	4267	4	119	4	745	4	287	4	1	4	1152	4	5419	4
HABERSHAM COUNTY	23	0	102	0	71	0	0	0	196	0	11	0	34	0	10	0	0	0	55	0	251	0
HALL COUNTY	110	1	640	1	319	1	4	2	1073	1	38	1	229	1	96	1	0	0	363	1	1436	1
HANCOCK COUNTY	18	0	70	0	29	0	0	0	117	0	3	0	8	0	5	0	0	0	16	0	133	0

(continued)

Probationer Statistical Profile

Sample: Active & admin probationers, not in facilities
Act probationers 12/18/2000

Requestor: Statistics

COUNTY OF CONVICTION by current age & sex (CONTINUED)

COUNTY	Men					Women					Grand Total	%										
	age 00-21	age 22-39	age 40-98	age UNKWN	Men Total	age 00-21	age 22-39	age 40-98	age UNKWN	Women Total												
HARALSON COUNTY	36	0	186	0	141	1	2	1	365	0	7	0	42	0	16	0	0	0	65	0	430	0
HARRIS COUNTY	30	0	111	0	61	0	1	1	203	0	3	0	18	0	15	0	0	0	36	0	239	0
HART COUNTY	27	0	162	0	73	0	2	1	264	0	1	0	44	0	17	0	0	0	62	0	326	0
HEARD COUNTY	15	0	45	0	38	0	0	0	98	0	2	0	16	0	6	0	0	0	24	0	122	0
HENRY COUNTY	164	1	629	1	235	1	2	1	1030	1	32	1	171	1	67	1	0	0	270	1	1300	1
HOUSTON COUNTY	152	1	558	1	227	1	1	1	938	1	22	1	172	1	67	1	0	0	261	1	1199	1
IRWIN COUNTY	20	0	76	0	36	0	1	1	133	0	3	0	7	0	2	0	0	0	12	0	145	0
JACKSON COUNTY	56	0	276	0	158	1	0	0	490	0	15	1	91	1	42	1	1	4	149	1	639	0
JASPER COUNTY	20	0	60	0	37	0	0	0	117	0	1	0	14	0	7	0	0	0	22	0	139	0
JEFF DAVIS COUNTY	23	0	110	0	56	0	3	2	192	0	1	0	20	0	12	0	0	0	33	0	225	0
JEFFERSON COUNTY	68	1	182	0	112	0	2	1	364	0	5	0	48	0	21	0	0	0	74	0	438	0
JENKINS COUNTY	13	0	72	0	29	0	0	0	114	0	3	0	8	0	6	0	0	0	17	0	131	0
JOHNSON COUNTY	29	0	97	0	33	0	0	0	159	0	0	0	14	0	9	0	0	0	23	0	182	0
JONES COUNTY	56	0	254	0	106	0	1	1	417	0	6	0	46	0	26	0	0	0	78	0	495	0
LAMAR COUNTY	17	0	174	0	59	0	1	1	251	0	8	0	30	0	10	0	0	0	48	0	299	0
LANIER COUNTY	9	0	117	0	38	0	0	0	164	0	3	0	27	0	12	0	0	0	42	0	206	0
LAURENS COUNTY	60	0	373	1	163	1	2	1	598	1	7	0	77	0	28	0	1	4	113	0	711	1
LEE COUNTY	53	0	233	0	131	0	0	0	417	0	11	0	45	0	20	0	0	0	76	0	493	0
LIBERTY COUNTY	52	0	201	0	44	0	3	2	300	0	7	0	76	0	27	0	0	0	110	0	410	0
LINCOLN COUNTY	10	0	45	0	30	0	0	0	85	0	0	0	8	0	7	0	0	0	15	0	100	0
LONG COUNTY	8	0	27	0	17	0	1	1	53	0	2	0	7	0	5	0	0	0	14	0	67	0
LOWNDES COUNTY	241	2	974	2	391	1	2	1	1608	2	43	2	273	2	94	1	0	0	410	2	2018	2
LUMPKIN COUNTY	24	0	133	0	68	0	1	1	226	0	1	0	48	0	20	0	0	0	69	0	295	0
MACON COUNTY	29	0	180	0	118	0	0	0	327	0	4	0	35	0	21	0	0	0	60	0	387	0
MADISON COUNTY	25	0	206	0	104	0	3	2	338	0	4	0	47	0	16	0	0	0	67	0	405	0
MARION COUNTY	13	0	44	0	23	0	0	0	80	0	2	0	2	0	4	0	0	0	8	0	88	0
MCDUFFIE COUNTY	14	0	155	0	84	0	0	0	253	0	6	0	42	0	15	0	0	0	63	0	316	0
MCINTOSH COUNTY	14	0	76	0	50	0	0	0	140	0	0	0	20	0	15	0	0	0	35	0	175	0
MERIWETHER COUNTY	66	1	180	0	110	0	1	1	357	0	12	0	44	0	28	0	1	4	85	0	442	0
MILLER COUNTY	15	0	59	0	31	0	0	0	105	0	6	0	17	0	10	0	0	0	33	0	138	0
MITCHELL COUNTY	69	1	368	1	161	1	0	0	598	1	20	1	94	1	32	0	0	0	146	1	744	1
MONROE COUNTY	33	0	183	0	77	0	1	1	294	0	7	0	50	0	20	0	0	0	77	0	371	0
MONTGOMERY COUNTY	16	0	68	0	29	0	0	0	113	0	3	0	18	0	7	0	0	0	28	0	141	0
MORGAN COUNTY	28	0	178	0	79	0	1	1	286	0	7	0	22	0	10	0	0	0	39	0	325	0
MURRAY COUNTY	37	0	185	0	69	0	0	0	291	0	4	0	55	0	12	0	0	0	71	0	362	0

(continued)

Probationer Statistical Profile

Sample: Active & admin probationers, not in facilities
Act probationers 12/18/2000

Requestor: Statistics

COUNTY OF CONVICTION by current age & sex (CONTINUED)

COUNTY	M e n								W o m e n								Grand					
	age 00-21	%	age 22-39	%	age 40-98	%	age UNKWN	%	Men Total	%	age 00-21	%	age 22-39	%	age 40-98	%	age UNKWN	%	Women Total	%	Total	%
MUSCOGEE COUNTY	269	2	1433	2	653	2	3	2	2358	2	73	3	499	3	209	3	0	0	781	3	3139	2
NEWTON COUNTY	83	1	751	1	393	1	2	1	1229	1	23	1	199	1	78	1	1	4	301	1	1530	1
OCONEE COUNTY	13	0	72	0	40	0	0	0	125	0	3	0	19	0	3	0	0	0	25	0	150	0
OGLETHORPE COUNTY	19	0	109	0	59	0	1	1	188	0	1	0	15	0	12	0	0	0	28	0	216	0
PAULDING COUNTY	99	1	365	1	192	1	5	3	661	1	14	1	80	0	38	1	0	0	132	0	793	1
PEACH COUNTY	20	0	165	0	67	0	0	0	252	0	3	0	37	0	16	0	0	0	56	0	308	0
PICKENS COUNTY	45	0	184	0	103	0	1	1	333	0	7	0	65	0	23	0	0	0	95	0	428	0
PIERCE COUNTY	12	0	50	0	23	0	0	0	85	0	1	0	17	0	3	0	0	0	21	0	106	0
PIKE COUNTY	13	0	46	0	39	0	1	1	99	0	1	0	10	0	4	0	0	0	15	0	114	0
POLK COUNTY	41	0	344	1	199	1	2	1	586	1	3	0	70	0	36	1	0	0	109	0	695	1
PULASKI COUNTY	19	0	74	0	41	0	0	0	134	0	5	0	25	0	10	0	1	4	41	0	175	0
PUTNAM COUNTY	54	0	282	0	136	0	1	1	473	0	9	0	48	0	29	0	0	0	86	0	559	0
QUITMAN COUNTY	4	0	23	0	13	0	0	0	40	0	2	0	10	0	5	0	0	0	17	0	57	0
RABUN COUNTY	31	0	98	0	43	0	0	0	172	0	0	0	13	0	12	0	0	0	25	0	197	0
RANDOLPH COUNTY	17	0	83	0	30	0	0	0	130	0	5	0	27	0	18	0	0	0	50	0	180	0
RICHMOND COUNTY	302	2	1283	2	638	2	1	1	2224	2	97	4	465	3	202	3	0	0	764	3	2988	2
ROCKDALE COUNTY	96	1	369	1	144	1	1	1	610	1	20	1	113	1	57	1	0	0	190	1	800	1
SCHLEY COUNTY	18	0	67	0	30	0	0	0	115	0	0	0	17	0	6	0	0	0	23	0	138	0
SCREVEN COUNTY	53	0	178	0	100	0	0	0	331	0	7	0	68	0	32	0	0	0	107	0	438	0
SEMINOLE COUNTY	35	0	114	0	53	0	1	1	203	0	8	0	31	0	11	0	0	0	50	0	253	0
SPALDING COUNTY	194	2	566	1	272	1	4	2	1036	1	54	2	207	1	79	1	0	0	340	1	1376	1
STEPHENS COUNTY	28	0	150	0	70	0	1	1	249	0	8	0	46	0	18	0	0	0	72	0	321	0
STEWART COUNTY	8	0	87	0	60	0	0	0	155	0	0	0	15	0	8	0	0	0	23	0	178	0
SUMTER COUNTY	142	1	661	1	360	1	0	0	1163	1	22	1	196	1	91	1	0	0	309	1	1472	1
TALBOT COUNTY	8	0	38	0	15	0	0	0	61	0	0	0	3	0	4	0	0	0	7	0	68	0
TALIAFERRO COUNTY	3	0	8	0	4	0	1	1	16	0	0	0	1	0	1	0	0	0	2	0	18	0
TATNALL COUNTY	12	0	96	0	55	0	1	1	164	0	1	0	14	0	13	0	0	0	28	0	192	0
TAYLOR COUNTY	11	0	54	0	28	0	0	0	93	0	2	0	10	0	1	0	0	0	13	0	106	0
TELFAIR COUNTY	33	0	138	0	57	0	0	0	228	0	7	0	33	0	17	0	0	0	57	0	285	0
TERRELL COUNTY	42	0	168	0	57	0	1	1	268	0	10	0	52	0	17	0	0	0	79	0	347	0
THOMAS COUNTY	138	1	607	1	252	1	1	1	998	1	21	1	144	1	54	1	0	0	219	1	1217	1
TIFT COUNTY	64	1	382	1	173	1	1	1	620	1	17	1	97	1	32	0	1	4	147	1	767	1
TOOMBS COUNTY	59	0	233	0	116	0	3	2	411	0	21	1	91	1	43	1	0	0	155	1	566	0
TOWNS COUNTY	14	0	55	0	20	0	0	0	89	0	1	0	15	0	5	0	0	0	21	0	110	0
TREUTLEN COUNTY	11	0	85	0	40	0	2	1	138	0	3	0	9	0	8	0	0	0	20	0	158	0

(continued)

Probationer Statistical Profile

Sample: Active & admin probationers, not in facilities
Act probationers 12/18/2000

Requestor: Statistics

COUNTY OF CONVICTION by current age & sex (CONTINUED)

COUNTY	M e n							W o m e n							Grand Total %		
	age 00-21	%	age 22-39	%	age 40-98	%	UNKWN	Men Total %	age 00-21	%	age 22-39	%	age 40-98	%		UNKWN	Women Total %
TROUP COUNTY	126	1	433	1	218	1	1 1	778 1	33	1	172	1	67	1	0 0	272 1	1050 1
TURNER COUNTY	17	0	97	0	38	0	0 0	152 0	3	0	16	0	11	0	0 0	30 0	182 0
TWIGGS COUNTY	6	0	76	0	36	0	1 1	119 0	1	0	19	0	10	0	0 0	30 0	149 0
UNION COUNTY	15	0	82	0	41	0	0 0	138 0	6	0	22	0	12	0	0 0	40 0	178 0
UPSON COUNTY	67	1	161	0	66	0	0 0	294 0	13	0	55	0	18	0	3 13	89 0	383 0
WALKER COUNTY	73	1	378	1	182	1	1 1	634 1	13	0	103	1	41	1	0 0	157 1	791 1
WALTON COUNTY	75	1	647	1	296	1	1 1	1019 1	16	1	137	1	54	1	0 0	207 1	1226 1
WARE COUNTY	43	0	258	0	123	0	0 0	424 0	13	0	98	1	38	1	0 0	149 1	573 0
WARREN COUNTY	14	0	45	0	23	0	1 1	83 0	0	0	6	0	2	0	0 0	8 0	91 0
WASHINGTON COUNTY	41	0	165	0	77	0	0 0	283 0	7	0	54	0	27	0	0 0	88 0	371 0
WAYNE COUNTY	26	0	150	0	73	0	0 0	249 0	3	0	46	0	25	0	0 0	74 0	323 0
WEBSTER COUNTY	5	0	35	0	24	0	0 0	64 0	0	0	4	0	0	0	0 0	4 0	68 0
WHEELER COUNTY	3	0	34	0	23	0	0 0	60 0	1	0	10	0	9	0	0 0	20 0	80 0
WHITE COUNTY	17	0	101	0	65	0	0 0	183 0	4	0	32	0	14	0	0 0	50 0	233 0
WHITFIELD COUNTY	176	1	798	1	313	1	0 0	1287 1	36	1	259	1	84	1	0 0	379 1	1666 1
WILCOX COUNTY	12	0	54	0	17	0	2 1	85 0	1	0	9	0	1	0	0 0	11 0	96 0
WILKES COUNTY	18	0	87	0	47	0	0 0	152 0	2	0	14	0	10	0	0 0	26 0	178 0
WILKINSON COUNTY	31	0	81	0	45	0	0 0	157 0	4	0	20	0	10	0	0 0	34 0	191 0
WORTH COUNTY	40	0	188	0	94	0	0 0	322 0	7	0	37	0	22	0	0 0	66 0	388 0
OUT OF STATE	227	2	1517	3	558	2	1 1	2303 2	39	1	477	3	184	3	0 0	700 3	3003 2
Total reported	12786		60106		27747		171	100810	2663		17429		7156		23	27271	128081
Percent Reported	100.0		100.0		100.0		100.0	100.0	100.0		100.0		100.0		100.0	100.0	100.0
NOT REPORTED	0		7		6		0	13	0		1		2		0	3	16
Total	12786		60113		27753		171	100823	2663		17430		7158		23	27274	128097

Probationer Statistical Profile

Sample: Active & admin probationers, not in facilities
Act probationers 12/18/2000

Requestor: Statistics

CIRCUIT OF CONVICTION by current age & sex

CIRCUIT	Men								Women								Grand Total	%				
	age 00-21	age 22-39	age 40-98	age UNKWN	Men Total	age 00-21	age 22-39	age 40-98	age UNKWN	Women Total												
ALAPAHA CIRCUIT	81	1	734	1	358	1	1	1	1174	1	18	1	169	1	82	1	0	0	269	1	1443	1
ALCOVY CIRCUIT	158	1	1403	2	693	3	3	2	2257	2	39	1	338	2	133	2	1	4	511	2	2768	2
ATLANTA CIRCUIT	915	7	4880	8	2285	8	4	2	8084	8	98	4	995	6	501	7	1	4	1595	6	9679	8
ATLANTIC CIRCUIT	126	1	535	1	231	1	6	4	898	1	16	1	148	1	76	1	1	4	241	1	1139	1
AUGUSTA CIRCUIT	443	4	1771	3	833	3	1	1	3048	3	120	5	589	3	261	4	0	0	970	4	4018	3
BLUE RIDGE CIRCUIT	222	2	743	1	338	1	6	4	1309	1	42	2	216	1	93	1	1	4	352	1	1661	1
BRUNSWICK CIRCUIT	314	2	1316	2	620	2	7	4	2257	2	56	2	352	2	157	2	0	0	565	2	2822	2
CHATTAHOOCHEE CIRCUIT	336	3	1694	3	788	3	4	2	2822	3	81	3	534	3	237	3	0	0	852	3	3674	3
CHEROKEE CIRCUIT	190	2	1438	2	719	3	3	2	2350	2	47	2	447	3	168	2	0	0	662	2	3012	2
CLAYTON CIRCUIT	276	2	838	1	363	1	1	1	1478	1	87	3	391	2	125	2	0	0	603	2	2081	2
COBB CIRCUIT	917	7	5125	9	2285	8	18	11	8345	8	217	8	1511	9	627	9	2	9	2357	9	10702	8
CONASAUGA CIRCUIT	213	2	983	2	382	1	0	0	1578	2	40	2	314	2	96	1	0	0	450	2	2028	2
CORDELE CIRCUIT	105	1	523	1	251	1	5	3	884	1	19	1	147	1	53	1	0	0	219	1	1103	1
COWETA CIRCUIT	412	3	1562	3	784	3	8	5	2766	3	115	4	548	3	209	3	2	9	874	3	3640	3
DOUGHERTY CIRCUIT	277	2	2026	3	889	3	2	1	3194	3	74	3	606	3	219	3	1	4	900	3	4094	3
DUBLIN CIRCUIT	106	1	631	1	272	1	5	3	1014	1	11	0	119	1	55	1	1	4	186	1	1200	1
EASTERN CIRCUIT	371	3	1319	2	648	2	5	3	2343	2	76	3	615	4	251	4	1	4	943	3	3286	3
FLINT CIRCUIT	106	1	779	1	320	1	2	1	1207	1	19	1	187	1	81	1	0	0	287	1	1494	1
GRIFFIN CIRCUIT	389	3	1128	2	506	2	6	4	2029	2	90	3	419	2	161	2	3	13	673	2	2702	2
GWINNETT CIRCUIT	537	4	2650	4	1073	4	7	4	4267	4	119	5	745	4	287	4	1	4	1152	4	5419	4
HOUSTON CIRCUIT	152	1	558	1	227	1	1	1	938	1	22	1	172	1	67	1	0	0	261	1	1199	1
LOOKOUT MOUNTAIN CIR	216	2	1026	2	468	2	1	1	1711	2	39	1	322	2	133	2	0	0	494	2	2205	2
MACON CIRCUIT	310	2	1802	3	835	3	3	2	2950	3	86	3	611	4	246	3	0	0	943	3	3893	3
MIDDLE CIRCUIT	216	2	768	1	378	1	6	4	1368	1	42	2	247	1	116	2	1	4	406	1	1774	1
MOUNTAIN CIRCUIT	82	1	350	1	184	1	1	1	617	1	19	1	93	1	40	1	0	0	152	1	769	1
NORTHEASTERN CIRCUIT	125	1	710	1	363	1	4	2	1202	1	40	2	247	1	107	2	0	0	394	1	1596	1
NORTHERN CIRCUIT	117	1	933	2	464	2	7	4	1521	2	17	1	214	1	86	1	0	0	317	1	1838	1
OCMULGEE CIRCUIT	397	3	1722	3	735	3	3	2	2857	3	63	2	364	2	167	2	0	0	594	2	3451	3
OCONEE CIRCUIT	151	1	616	1	292	1	2	1	1061	1	30	1	172	1	80	1	1	4	283	1	1344	1
OGEECHEE CIRCUIT	405	3	1114	2	462	2	1	1	1982	2	98	4	375	2	132	2	0	0	605	2	2587	2
PATAULA CIRCUIT	166	1	629	1	268	1	4	2	1067	1	36	1	186	1	89	1	0	0	311	1	1378	1
PIEDMONT CIRCUIT	168	1	849	1	443	2	1	1	1461	1	45	2	249	1	107	2	1	4	402	1	1863	1
ROME CIRCUIT	115	1	821	1	444	2	1	1	1381	1	43	2	270	2	115	2	0	0	428	2	1809	1
SOUTH GEORGIA CIRCUIT	160	1	992	2	486	2	2	1	1640	2	30	1	256	1	99	1	0	0	385	1	2025	2
SOUTHERN CIRCUIT	558	4	2345	4	954	3	8	5	3865	4	82	3	562	3	219	3	1	4	864	3	4729	4

(continued)

Probationer Statistical Profile

Sample: Active & admin probationers, not in facilities
Act probationers 12/18/2000

Requestor: Statistics

CIRCUIT OF CONVICTION by current age & sex (CONTINUED)

CIRCUIT	M e n							W o m e n							Grand Total %
	age 00-21	age 22-39	age 40-98	age UNKWN	Men Total	age 00-21	age 22-39	age 40-98	age UNKWN	Women Total					
SOUTHWESTERN CIRCUIT	255	1263	723	0	2241	37	312	146	0	495	2736				
STONE MOUNTAIN CIRCU	799	2768	1226	3	4796	174	846	287	1	1308	6104				
TALLAPOOSA CIRCUIT	176	895	532	9	1612	24	192	90	0	306	1918				
TIFTON CIRCUIT	141	743	341	2	1227	30	157	67	1	255	1482				
TOOMBS CIRCUIT	62	350	190	2	604	8	73	35	0	116	720				
WAYCROSS CIRCUIT	130	701	354	2	1187	30	229	84	0	343	1530				
WESTERN CIRCUIT	299	858	327	3	1487	68	256	73	0	397	1884				
ROCKDALE CIRCUIT	96	369	144	1	610	20	113	57	0	190	800				
DOUGLAS CIRCUIT	352	1599	829	2	2782	71	498	214	1	784	3566				
APPALACHIAN CIRCUIT	134	637	383	3	1157	28	225	103	0	356	1513				
ENOTAH CIRCUIT	70	371	194	1	636	12	117	51	0	180	816				
BELL-FORSYTH CIRCUIT	70	356	188	1	615	14	107	58	1	180	795				
Total reported	12416	58223	27072	168	97879	2592	16855	6940	23	26410	124289				
Percent Reported	97.1	96.9	97.5	98.2	97.1	97.3	96.7	97.0	100.0	96.8	97.0				
TOWALIGA CIRCUIT	142	370	120	2	634	32	98	33	0	163	797				
TOWALIGA CIRCUIT	229	1526	565	1	2321	40	479	186	0	705	3026				
Total	12786	60113	27753	171	100823	2663	17430	7158	23	27274	128097				

Probationer Statistical Profile

Sample: Active & admin probationers, not in facilities
Act probationers 12/18/2000

Requestor: Statistics

CIRCUIT OF CURRENT SUPERVISION by current age & sex

CIRCUIT	Men								Women								Grand Total	%				
	age 00-21	%	age 22-39	%	age 40-98	%	UNKWN	%	Total	%	age 00-21	%	age 22-39	%	age 40-98	%			UNKWN	%	Total	%
ALAPAHA CIRCUIT	92	1	756	1	359	1	1	1	1208	1	16	1	165	1	86	1	0	0	267	1	1475	1
ALCOVY CIRCUIT	168	1	1350	2	655	2	3	2	2176	2	40	2	335	2	130	2	1	4	506	2	2682	2
ATLANTA CIRCUIT	1033	8	5707	9	2602	9	5	3	9347	9	148	6	1324	8	601	8	1	4	2074	8	11421	9
ATLANTIC CIRCUIT	139	1	562	1	246	1	6	4	953	1	18	1	188	1	79	1	0	0	285	1	1238	1
AUGUSTA CIRCUIT	452	4	1898	3	887	3	2	1	3239	3	121	5	617	4	272	4	0	0	1010	4	4249	3
BLUE RIDGE CIRCUIT	182	1	680	1	327	1	5	3	1194	1	38	1	214	1	84	1	2	9	338	1	1532	1
BRUNSWICK CIRCUIT	316	2	1356	2	642	2	7	4	2321	2	59	2	371	2	166	2	0	0	596	2	2917	2
CHATTAHOOCHEE CIRCUIT	343	3	1736	3	820	3	4	2	2903	3	79	3	545	3	239	3	0	0	863	3	3766	3
CHEROKEE CIRCUIT	206	2	1475	2	721	3	4	2	2406	2	45	2	464	3	178	2	0	0	687	3	3093	2
CLAYTON CIRCUIT	272	2	913	2	363	1	0	0	1548	2	65	2	389	2	131	2	1	4	586	2	2134	2
COBB CIRCUIT	903	7	4905	8	2127	8	15	9	7950	8	201	8	1337	8	582	8	1	4	2121	8	10071	8
CONASAUGA CIRCUIT	231	2	1065	2	427	2	0	0	1723	2	42	2	332	2	100	1	0	0	474	2	2197	2
CORDELE CIRCUIT	93	1	499	1	241	1	5	3	838	1	21	1	144	1	54	1	0	0	219	1	1057	1
COWETA CIRCUIT	433	3	1598	3	823	3	8	5	2862	3	115	4	570	3	218	3	2	9	905	3	3767	3
DOUGHERTY CIRCUIT	294	2	2044	3	889	3	3	2	3230	3	74	3	613	4	217	3	1	4	905	3	4135	3
DUBLIN CIRCUIT	105	1	629	1	276	1	5	3	1015	1	10	0	133	1	55	1	1	4	199	1	1214	1
EASTERN CIRCUIT	396	3	1417	2	661	2	5	3	2479	2	78	3	617	4	251	4	1	4	947	3	3426	3
FLINT CIRCUIT	164	1	622	1	253	1	1	1	1040	1	33	1	183	1	64	1	0	0	280	1	1320	1
GRIFFIN CIRCUIT	367	3	1064	2	523	2	7	4	1961	2	91	3	370	2	130	2	3	13	594	2	2555	2
GWINNETT CIRCUIT	575	4	2829	5	1101	4	6	4	4511	4	128	5	799	5	317	4	1	4	1245	5	5756	4
HOUSTON CIRCUIT	136	1	544	1	223	1	1	1	904	1	23	1	165	1	64	1	0	0	252	1	1156	1
LOOKOUT MOUNTAIN CIR	216	2	1031	2	485	2	1	1	1733	2	37	1	335	2	137	2	0	0	509	2	2242	2
MACON CIRCUIT	335	3	1877	3	872	3	4	2	3088	3	91	3	632	4	261	4	0	0	984	4	4072	3
MIDDLE CIRCUIT	226	2	806	1	407	1	5	3	1444	1	42	2	267	2	119	2	1	4	429	2	1873	1
MOUNTAIN CIRCUIT	84	1	384	1	204	1	1	1	673	1	19	1	108	1	54	1	0	0	181	1	854	1
NORTHEASTERN CIRCUIT	146	1	803	1	373	1	6	4	1328	1	43	2	282	2	127	2	0	0	452	2	1780	1
NORTHERN CIRCUIT	147	1	959	2	481	2	6	4	1593	2	20	1	237	1	88	1	1	4	346	1	1939	2
OCMULGEE CIRCUIT	389	3	1620	3	709	3	1	1	2719	3	61	2	356	2	169	2	0	0	586	2	3305	3
OCONEE CIRCUIT	145	1	598	1	281	1	2	1	1026	1	25	1	160	1	79	1	1	4	265	1	1291	1
OGEECHEE CIRCUIT	373	3	1052	2	470	2	1	1	1896	2	96	4	365	2	135	2	1	4	597	2	2493	2
PATAULA CIRCUIT	161	1	660	1	287	1	3	2	1111	1	38	1	182	1	92	1	0	0	312	1	1423	1
PIEDMONT CIRCUIT	149	1	837	1	436	2	1	1	1423	1	43	2	249	1	100	1	0	0	392	1	1815	1
ROME CIRCUIT	124	1	829	1	449	2	1	1	1403	1	43	2	276	2	119	2	0	0	438	2	1841	1
SOUTH GEORGIA CIRCUIT	168	1	1012	2	490	2	3	2	1673	2	33	1	271	2	104	1	0	0	408	1	2081	2
SOUTHERN CIRCUIT	541	4	2337	4	972	4	7	4	3857	4	82	3	558	3	215	3	1	4	856	3	4713	4
SOUTHWESTERN CIRCUIT	250	2	1215	2	686	2	0	0	2151	2	36	1	309	2	144	2	0	0	489	2	2640	2

(continued)

Probationer Statistical Profile

Sample: Active & admin probationers, not in facilities
Act probationers 12/18/2000

Requestor: Statistics

CIRCUIT OF CURRENT SUPERVISION by current age & sex (CONTINUED)

CIRCUIT	M e n					W o m e n					Grand Total %
	age 00-21	age 22-39	age 40-98	age UNKWN	Men Total %	age 00-21	age 22-39	age 40-98	age UNKWN	Women Total %	
STONE MOUNTAIN CIRCU	859 7	3125 5	1349 5	3 2	5336 5	182 7	921 5	326 5	0 0	1429 5	6765 5
TALLAPOOSA CIRCUIT	182 1	977 2	562 2	9 5	1730 2	30 1	254 1	106 1	0 0	390 1	2120 2
TIFTON CIRCUIT	151 1	756 1	359 1	2 1	1268 1	27 1	171 1	72 1	1 4	271 1	1539 1
TOOMBS CIRCUIT	62 0	333 1	180 1	1 1	576 1	10 0	71 0	38 1	0 0	119 0	695 1
WAYCROSS CIRCUIT	132 1	740 1	370 1	3 2	1245 1	31 1	221 1	87 1	0 0	339 1	1584 1
WESTERN CIRCUIT	281 2	868 1	325 1	4 2	1478 1	64 2	230 1	77 1	0 0	371 1	1849 1
ROCKDALE CIRCUIT	86 1	402 1	166 1	2 1	656 1	24 1	125 1	52 1	0 0	201 1	857 1
DOUGLAS CIRCUIT	323 3	1414 2	728 3	3 2	2468 2	63 2	439 3	176 2	1 4	679 2	3147 2
APPALACHIAN CIRCUIT	132 1	632 1	380 1	4 2	1148 1	28 1	199 1	98 1	0 0	325 1	1473 1
ENOTAH CIRCUIT	65 1	373 1	205 1	1 1	644 1	16 1	111 1	57 1	0 0	184 1	828 1
Burruss SAI	62 0	315 1	162 1	2 1	541 1	13 0	97 1	53 1	1 4	164 1	705 1
Dodge SAI	92 1	498 1	194 1	2 1	786 1	20 1	125 1	55 1	0 0	200 1	986 1
Total reported	12781	60102	27748	171	100802	2662	17426	7158	23	27269	128071
Percent Reported	100.0	100.0	100.0	100.0	100.0	100.0	100.0	100.0	100.0	100.0	100.0
Washington Det Ctr	5	11	5	0	21	1	4	0	0	5	26
Total	12786	60113	27753	171	100823	2663	17430	7158	23	27274	128097

Probationer Statistical Profile

Sample: Active & admin probationers, not in facilities
Act probationers 12/18/2000

Requestor: Statistics

SENTENCE LENGTH by current age & sex

SENTENCE (IN YEARS)	Men						Women						Grand Total %
	age 00-21 %	age 22-39 %	age 40-98 %	age UNKWN %	Men Total %	age 00-21 %	age 22-39 %	age 40-98 %	age UNKWN %	Women Total %			
0-1	1500 12	4095 7	1523 5	7 4	7125 7	432 16	1273 7	426 6	0 0	2131 8	9256 7		
1.1-2	1217 10	3406 6	1465 5	10 6	6098 6	329 12	1124 6	384 5	0 0	1837 7	7935 6		
2.1-3	1575 12	5082 8	2146 8	22 13	8825 9	434 16	1860 11	606 8	4 17	2904 11	11729 9		
3.1-4	1062 8	4510 8	1972 7	15 9	7559 7	294 11	1707 10	589 8	3 13	2593 10	10152 8		
4.1-5	1632 13	7976 13	3465 12	22 13	13095 13	273 10	2279 13	888 12	3 13	3443 13	16538 13		
5.1-6	3201 25	14870 25	6419 23	47 27	24537 24	562 21	4323 25	1678 23	3 13	6566 24	31103 24		
6.1-7	373 3	2349 4	1093 4	8 5	3823 4	69 3	655 4	280 4	1 4	1005 4	4828 4		
7.1-8	362 3	2672 4	1169 4	4 2	4207 4	52 2	581 3	272 4	0 0	905 3	5112 4		
8.1-9	303 2	2187 4	1031 4	5 3	3526 3	46 2	565 3	278 4	1 4	890 3	4416 3		
9.1-10	123 1	1087 2	619 2	1 1	1830 2	12 0	255 1	124 2	0 0	391 1	2221 2		
10.1-12	1164 9	7935 13	3974 14	23 13	13096 13	135 5	2188 13	1117 16	8 35	3448 13	16544 13		
12.1-15	61 0	914 2	635 2	0 0	1610 2	7 0	136 1	123 2	0 0	266 1	1876 1		
15.1-20	120 1	1597 3	1126 4	3 2	2846 3	5 0	274 2	208 3	0 0	487 2	3333 3		
20.1-OVER	92 1	1410 2	1043 4	4 2	2549 3	13 0	210 1	181 3	0 0	404 1	2953 2		
INDEFINITE	1 0	22 0	73 0	0 0	96 0	0 0	0 0	4 0	0 0	4 0	100 0		
Total reported	12786	60112	27753	171	100822	2663	17430	7158	23	27274	128096		
Percent Reported	100.0	100.0	100.0	100.0	100.0	100.0	100.0	100.0	100.0	100.0	100.0		
NOT REPORTED	0	1	0	0	1	0	0	0	0	0	1		
Total	12786	60113	27753	171	100823	2663	17430	7158	23	27274	128097		
AVERAGE EXCLUDING INDEFINITE	4.66	5.98	6.64	5.52	6.00	3.84	5.38	6.22	6.16	5.45	5.88		

Probationer Statistical Profile

Sample: Active & admin probationers, not in facilities
Act probationers 12/18/2000

Requestor: Statistics

TIME SERVED by current age & sex

TIME SERVED (IN YRS)	M e n					W o m e n					Grand Total %
	age 00-21 %	age 22-39 %	age 40-98 %	age UNKWN %	Men Total %	age 00-21 %	age 22-39 %	age 40-98 %	age UNKWN %	Women Total %	
0-1	6527 51	16373 27	6532 24	33 19	29465 29	1475 55	5255 30	1792 25	2 9	8524 31	37989 30
1.1-2	3641 28	13186 22	5721 21	73 43	22621 22	696 26	4152 24	1464 20	12 52	6324 23	28945 23
2.1-3	1831 14	10211 17	4375 16	57 33	16474 16	375 14	3105 18	1177 16	7 30	4664 17	21138 17
3.1-4	652 5	7601 13	3435 12	5 3	11693 12	98 4	2154 12	929 13	1 4	3182 12	14875 12
4.1-5	97 1	5378 9	2522 9	2 1	7999 8	14 1	1254 7	623 9	1 4	1892 7	9891 8
5.1-6	16 0	2317 4	1193 4	0 0	3526 3	0 0	505 3	282 4	0 0	787 3	4313 3
6.1-7	4 0	1529 3	907 3	0 0	2440 2	0 0	327 2	222 3	0 0	549 2	2989 2
7.1-8	4 0	1072 2	723 3	0 0	1799 2	0 0	203 1	176 2	0 0	379 1	2178 2
8.1-9	1 0	811 1	610 2	1 1	1423 1	0 0	201 1	155 2	0 0	356 1	1779 1
9.1-10	5 0	736 1	618 2	0 0	1359 1	5 0	130 1	136 2	0 0	271 1	1630 1
10.1-12	7 0	459 1	465 2	0 0	931 1	0 0	74 0	97 1	0 0	171 1	1102 1
12.1-15	0 0	322 1	377 1	0 0	699 1	0 0	50 0	59 1	0 0	109 0	808 1
15.1-20	0 0	112 0	229 1	0 0	341 0	0 0	17 0	39 1	0 0	56 0	397 0
20.1-OVER	0 0	6 0	46 0	0 0	52 0	0 0	3 0	7 0	0 0	10 0	62 0
Total reported	12785	60113	27753	171	100822	2663	17430	7158	23	27274	128096
Percent Reported	100.0	100.0	100.0	100.0	100.0	100.0	100.0	100.0	100.0	100.0	100.0
NOT REPORTED	1	0	0	0	1	0	0	0	0	0	1
Total	12786	60113	27753	171	100823	2663	17430	7158	23	27274	128097
AVERAGE TIME SERVED	1.24	2.65	3.24	1.79	2.63	1.16	2.34	3.02	1.78	2.40	2.58

Probationer Statistical Profile

Sample: Active & admin probationers, not in facilities
Act probationers 12/18/2000

Requestor: Statistics

TIME LEFT TO SERVE by current age & sex

TIME LEFT (IN YEARS)	Men					Women					Grand Total %
	age 00-21 %	age 22-39 %	age 40-98 %	age UNKWN %	Men Total %	age 00-21 %	age 22-39 %	age 40-98 %	age UNKWN %	Women Total %	
0-1	2862 22	13958 23	6526 24	37 22	23383 23	817 31	4323 25	1696 24	3 13	6839 25	30222 24
1.1-2	1881 15	10394 17	4857 18	18 11	17150 17	476 18	3353 19	1350 19	4 17	5183 19	22333 17
2.1-3	2042 16	9354 16	3992 14	35 20	15423 15	432 16	2760 16	1088 15	3 13	4283 16	19706 15
3.1-4	1796 14	7482 12	3412 12	30 18	12720 13	325 12	2053 12	838 12	3 13	3219 12	15939 12
4.1-5	1908 15	6430 11	2781 10	14 8	11133 11	320 12	1886 11	747 10	1 4	2954 11	14087 11
5.1-6	365 3	2588 4	1200 4	6 4	4159 4	64 2	644 4	320 4	1 4	1029 4	5188 4
6.1-7	392 3	2350 4	1149 4	2 1	3893 4	54 2	633 4	276 4	2 9	965 4	4858 4
7.1-8	391 3	1982 3	853 3	8 5	3234 3	49 2	534 3	227 3	3 13	813 3	4047 3
8.1-9	396 3	1683 3	809 3	10 6	2898 3	42 2	440 3	175 2	2 9	659 2	3557 3
9.1-10	475 4	1435 2	712 3	3 2	2625 3	57 2	400 2	176 2	1 4	634 2	3259 3
10.1-12	56 0	666 1	381 1	1 1	1104 1	6 0	116 1	73 1	0 0	195 1	1299 1
12.1-15	110 1	815 1	449 2	3 2	1377 1	3 0	129 1	82 1	0 0	214 1	1591 1
15.1-20	77 1	608 1	351 1	4 2	1040 1	13 0	95 1	64 1	0 0	172 1	1212 1
20.1-OVER	23 0	297 0	188 1	0 0	508 1	2 0	50 0	37 1	0 0	89 0	597 0
INDEFINITE	1 0	22 0	73 0	0 0	96 0	0 0	0 0	4 0	0 0	4 0	100 0
NONE	11 0	49 0	20 0	0 0	80 0	3 0	14 0	5 0	0 0	22 0	102 0
Total reported	12786	60113	27753	171	100823	2663	17430	7158	23	27274	128097
Percent Reported	100.0	100.0	100.0	100.0	100.0	100.0	100.0	100.0	100.0	100.0	100.0
NOT REPORTED	0	0	0	0	0	0	0	0	0	0	0
Total	12786	60113	27753	171	100823	2663	17430	7158	23	27274	128097
AVERAGE EXCLUDING INDEFINITE, NONE	3.46	3.50	3.65	3.73	3.54	2.70	3.17	3.42	4.38	3.19	3.46

Probationer Statistical Profile

Sample: Active & admin probationers, not in facilities
Act probationers 12/18/2000

Requestor: Statistics

CASE TYPE by current age & sex

CASE TYPE	M e n				W o m e n				Grand Total	%		
	age 00-21	age 22-39	age 40-98	age UNKWN	Men Total	age 00-21	age 22-39	age 40-98			age UNKWN	Women Total
PRESENTENCE	0	0	0	0	0	0	0	0	0	0	0	0
SPLIT SENTENCE	194	2	5545	9	3891	14	4	2	9634	10	9	0
STRAIGHT SENTENCE	12360	97	52986	88	23215	84	166	97	88727	88	2615	98
ABANDONMENT&BASTARDY	1	0	21	0	67	0	0	0	89	0	0	0
OUT OF STATE PROB	227	2	1537	3	569	2	1	1	2334	2	39	1
OUT OF STATE A&B	0	0	0	0	1	0	0	0	1	0	0	0
SUSPENDED SENTENCE	4	0	24	0	10	0	0	0	38	0	0	0
Total reported	12786		60113		27753		171		100823		2663	
Percent Reported	100.0		100.0		100.0		100.0		100.0		100.0	
NOT REPORTED	0		0		0		0		0		0	
Total	12786		60113		27753		171		100823		2663	

Probationer Statistical Profile

Sample: Active & admin probationers, not in facilities
Act probationers 12/18/2000

Requestor: Statistics

RELEASE TYPE by current age & sex

RELEASE TYPE	M e n					W o m e n					Grand Total %	
	age 00-21 %	age 22-39 %	age 40-98 %	age UNKWN %	Men Total %	age 00-21 %	age 22-39 %	age 40-98 %	age UNKWN %	Women Total %		
TRANSF OUT OF STATE	0 0	0 0	0 0	0 0	0 0	0 0	0 0	0 0	0 0	0 0	0 0	0 0
REVOKED (TECHNICAL)	0 0	0 0	0 0	0 0	0 0	0 0	0 0	0 0	0 0	0 0	0 0	0 0
REVOKED (NEW SENT)	0 0	0 0	0 0	0 0	0 0	0 0	0 0	0 0	0 0	0 0	0 0	0 0
REVOKED (NEW CRIME)	0 0	0 0	0 0	0 0	0 0	0 0	0 0	0 0	0 0	0 0	0 0	0 0
ABSCONDED (TOLLED)	0 0	0 0	0 0	0 0	0 0	0 0	0 0	0 0	0 0	0 0	0 0	0 0
ABSCONDED (NON-TOLL)	0 0	0 0	0 0	0 0	0 0	0 0	0 0	0 0	0 0	0 0	0 0	0 0
TERMINATED BY COURT	0 0	0 0	0 0	0 0	0 0	0 0	0 0	0 0	0 0	0 0	0 0	0 0
OUT OF STATE TERM	0 0	0 0	0 0	0 0	0 0	0 0	0 0	0 0	0 0	0 0	0 0	0 0
DEATH	0 0	0 0	0 0	0 0	0 0	0 0	0 0	0 0	0 0	0 0	0 0	0 0
FINAN OBLIG COMPLETE	0 0	0 0	0 0	0 0	0 0	0 0	0 0	0 0	0 0	0 0	0 0	0 0
OTHER	0 0	0 0	0 0	0 0	0 0	0 0	0 0	0 0	0 0	0 0	0 0	0 0
NORMAL RELEASE	0 0	0 0	0 0	0 0	0 0	0 0	0 0	0 0	0 0	0 0	0 0	0 0
A & B SPECIAL TERM	0 0	0 0	0 0	0 0	0 0	0 0	0 0	0 0	0 0	0 0	0 0	0 0
INDEP JURISDICTION	0 0	0 0	0 0	0 0	0 0	0 0	0 0	0 0	0 0	0 0	0 0	0 0
ACTIVE	12786100	60113100	27753100	171100	100823100	2663100	17430100	7158100	23100	27274100	128097100	
Total reported	12786	60113	27753	171	100823	2663	17430	7158	23	27274	128097	
Percent Reported	100.0	100.0	100.0	100.0	100.0	100.0	100.0	100.0	100.0	100.0	100.0	
NOT REPORTED	0	0	0	0	0	0	0	0	0	0	0	
Total	12786	60113	27753	171	100823	2663	17430	7158	23	27274	128097	

Probationer Statistical Profile

Sample: Active & admin probationers, not in facilities
Act probationers 12/18/2000

Requestor: Statistics

FIRST OFFENDER STATUS by current age & sex

STATUS	M e n					W o m e n					Grand Total %
	age 00-21 %	age 22-39 %	age 40-98 %	age UNKWN %	Men Total %	age 00-21 %	age 22-39 %	age 40-98 %	age UNKWN %	Women Total %	
FIRST OFFNR STATUS	5566 44	14367 24	4243 15	36 21	24212 24	1474 55	6378 37	1989 28	7 30	9848 36	34060 27
NO FIRST OFFNR STAT	7219 56	45677 76	23399 85	135 79	76430 76	1189 45	11044 63	5151 72	16 70	17400 64	93830 73
Total reported	12785	60044	27642	171	100642	2663	17422	7140	23	27248	127890
Percent Reported	100.0	99.9	99.6	100.0	99.8	100.0	100.0	99.7	100.0	99.9	99.8
NOT REPORTED	1	69	111	0	181	0	8	18	0	26	207
Total	12786	60113	27753	171	100823	2663	17430	7158	23	27274	128097

Probationer Statistical Profile

Sample: Active & admin probationers, not in facilities
Act probationers 12/18/2000

Requestor: Statistics

TYPE PROBATIONER by current age & sex

TYPE PROBATIONER	M e n					W o m e n					Grand Total %
	age 00-21 %	age 22-39 %	age 40-98 %	age UNKWN %	Men Total %	age 00-21 %	age 22-39 %	age 40-98 %	age UNKWN %	Women Total %	
MISDEMEANANT	1910 15	5236 9	2297 8	22 13	9465 9	523 20	1688 10	625 9	2 9	2838 10	12303 10
FELON	10697 85	54616 91	25288 91	148 87	90749 90	2099 80	15643 90	6485 91	21 91	24248 89	114997 90
ABANDONMENT&BASTARDY	1 0	21 0	68 0	0 0	90 0	0 0	0 0	1 0	0 0	1 0	91 0
SUSPENDED SENTENCE	4 0	24 0	10 0	0 0	38 0	0 0	4 0	2 0	0 0	6 0	44 0
Total reported	12612	59897	27663	170	100342	2622	17335	7113	23	27093	127435
Percent Reported	98.6	99.6	99.7	99.4	99.5	98.5	99.5	99.4	100.0	99.3	99.5
NOT REPORTED	174	216	90	1	481	41	95	45	0	181	662
Total	12786	60113	27753	171	100823	2663	17430	7158	23	27274	128097

Probationer Statistical Profile

Sample: Active & admin probationers, not in facilities
Act probationers 12/18/2000

Requestor: Statistics

MOST SERIOUS CRIME BY GROUP by current age & sex

CRIME GROUP	Men				Women				Grand Total	%	
	age 00-21	age 22-39	age 40-98	age UNKWN	Men Total	age 00-21	age 22-39	age 40-98			age UNKWN
HOMICIDE	23 0	336 1	238 1	0 0	597 1	5 0	95 1	84 1	0 0	184 1	781 1
ABORTION	0 0	5 0	0 0	0 0	5 0	0 0	1 0	0 0	0 0	1 0	6 0
BODILY INJRY&REL OFF	665 5	5058 8	2975 11	26 15	8724 9	141 5	987 6	430 6	1 4	1559 6	10283 8
ARSON & REL OFF	43 0	301 1	179 1	0 0	523 1	7 0	99 1	55 1	0 0	161 1	684 1
DAMAGE OF PROPERTY	248 2	653 1	215 1	1 1	1117 1	45 2	142 1	42 1	0 0	229 1	1346 1
BURGLARY & REL OFF	1765 14	5591 9	1385 5	6 4	8747 9	138 5	523 3	139 2	0 0	800 3	9547 7
FORGERY & REL OFF	579 5	4002 7	1688 6	7 4	6276 6	468 18	3590 21	1158 16	4 17	5220 19	11496 9
THEFT	2558 20	8240 14	3079 11	17 10	13894 14	718 27	3717 21	1331 19	2 9	5768 21	19662 15
ROBBERY	386 3	1659 3	425 2	1 1	2471 2	37 1	153 1	38 1	0 0	228 1	2699 2
SEXUAL OFFENSES	393 3	2044 3	1975 7	10 6	4422 4	12 0	94 1	37 1	0 0	143 1	4565 4
OBSCENITY CRIMES	1 0	5 0	6 0	0 0	12 0	0 0	0 0	0 0	0 0	0 0	12 0
TREASON & REL OFF	6 0	26 0	8 0	0 0	40 0	1 0	12 0	2 0	0 0	15 0	55 0
CRIMES INVOLVNG GOVT	173 1	1165 2	454 2	2 1	1794 2	31 1	437 3	226 3	1 4	695 3	2489 2
FALSIFICATIONS	22 0	157 0	89 0	1 1	269 0	16 1	87 0	31 0	0 0	134 0	403 0
OBSTRUCT LAW ENFORCE	38 0	258 0	84 0	0 0	380 0	14 1	87 0	29 0	0 0	130 0	510 0
DISORDERLY CONDUCT	72 1	217 0	66 0	1 1	356 0	10 0	33 0	8 0	0 0	51 0	407 0
GAMBLING & REL OFF	3 0	25 0	17 0	0 0	45 0	4 0	8 0	5 0	0 0	17 0	62 0
CRUELTY TO CHILDREN	24 0	547 1	332 1	2 1	905 1	25 1	394 2	114 2	0 0	533 2	1438 1
CRIMES WITH GUNS	187 1	939 2	641 2	3 2	1770 2	17 1	52 0	29 0	0 0	98 0	1868 1
INVASION PRIVACY	7 0	98 0	44 0	1 1	150 0	0 0	2 0	2 0	0 0	4 0	154 0
RACKETEERING	0 0	4 0	19 0	0 0	23 0	1 0	3 0	3 0	0 0	7 0	30 0
DRUG ABUSE OFFENSES	3350 26	20080 33	8536 31	55 32	32021 32	376 14	4625 27	2368 33	12 52	7381 27	39402 31
DRUG TRAFFICKING	30 0	385 1	275 1	0 0	690 1	8 0	97 1	76 1	1 4	182 1	872 1
AUTO CRIMES	19 0	2333 4	2302 8	14 8	4668 5	0 0	205 1	192 3	0 0	397 1	5065 4
REVENUE & CONTRABAND	1 0	2 0	7 0	0 0	10 0	0 0	4 0	2 0	0 0	6 0	16 0
CRIMES OF OTH STATES	28 0	197 0	86 0	0 0	311 0	7 0	76 0	36 1	0 0	119 0	430 0
MISC. FELONIES	75 1	300 0	169 1	1 1	545 1	18 1	116 1	48 1	0 0	182 1	727 1
MISDEMEANORS	2088 16	5471 9	2455 9	23 13	10037 10	564 21	1785 10	671 9	2 9	3022 11	13059 10
Total reported	12784	60098	27749	171	100802	2663	17424	7156	23	27266	128068
Percent Reported	100.0	100.0	100.0	100.0	100.0	100.0	100.0	100.0	100.0	100.0	100.0
NOT REPORTED	2	15	4	0	21	0	6	2	0	8	29
Total	12786	60113	27753	171	100823	2663	17430	7158	23	27274	128097

Probationer Statistical Profile

Sample: Active & admin probationers, not in facilities
Act probationers 12/18/2000

Requestor: Statistics

MOST SERIOUS OFFENSE by current age & sex

MOST SERIOUS OFFENSE	Men					Women					Grand Total	%
	age 00-21	age 22-39	age 40-98	age UNKWN	Men Total	age 00-21	age 22-39	age 40-98	age UNKWN	Women Total		

MISDEMEANORS	-----											
abandonment	1 0	16 0	63 0	0 0	80 0	0 0	1 0	1 0	0 0	2 0	82 0	
non-support	0 0	1 0	0 0	0 0	1 0	0 0	0 0	0 0	0 0	0 0	1 0	
stalking	5 0	23 0	27 0	0 0	55 0	1 0	3 0	6 0	0 0	10 0	65 0	
assault & battery	19 0	78 0	40 0	1 1	138 0	3 0	15 0	3 0	0 0	21 0	159 0	
attempted murder	1 0	2 0	0 0	0 0	3 0	1 0	0 0	0 0	0 0	1 0	4 0	
aggravated assault	5 0	30 0	23 0	1 1	59 0	0 0	10 0	3 0	0 0	13 0	72 0	
simple assault	38 0	149 0	86 0	1 1	274 0	13 0	38 0	18 0	0 0	69 0	343 0	
simple battery	259 2	942 2	374 1	3 2	1578 2	69 3	212 1	51 1	0 0	332 1	1910 2	
stabbing another	1 0	3 0	2 0	0 0	6 0	0 0	1 0	0 0	0 0	1 0	7 0	
shooting at another	1 0	1 0	3 0	0 0	5 0	0 0	2 0	2 0	0 0	4 0	9 0	
wife beating	0 0	1 0	0 0	0 0	1 0	0 0	0 0	0 0	0 0	0 0	1 0	
concealing a death	0 0	1 0	0 0	0 0	1 0	0 0	0 0	0 0	0 0	0 0	1 0	
leave scene had inju	1 0	0 0	1 0	0 0	2 0	0 0	0 0	0 0	0 0	0 0	2 0	
criminal intfer govt	1 0	3 0	3 0	0 0	7 0	0 0	0 0	0 0	0 0	0 0	7 0	
reckless conduct	34 0	82 0	40 0	2 1	158 0	5 0	21 0	9 0	0 0	35 0	193 0	
disorderly conduct	46 0	76 0	30 0	0 0	152 0	15 1	37 0	4 0	0 0	56 0	208 0	
hazing	0 0	1 0	0 0	0 0	1 0	0 0	0 0	0 0	0 0	0 0	1 0	
motor vehicle abando	0 0	1 0	1 0	0 0	2 0	0 0	0 0	1 0	0 0	1 0	3 0	
larceny	1 0	3 0	2 0	0 0	6 0	1 0	2 0	1 0	0 0	4 0	10 0	
receiving stolen goo	29 0	34 0	10 0	0 0	73 0	7 0	12 0	4 0	0 0	23 0	96 0	
theft by taking	132 1	205 0	57 0	0 0	394 0	68 3	123 1	40 1	0 0	231 1	625 0	
robbery	1 0	8 0	1 0	0 0	10 0	0 0	3 0	0 0	0 0	3 0	13 0	
burglary	6 0	30 0	6 0	0 0	42 0	1 0	2 0	0 0	0 0	3 0	45 0	
car breaking	2 0	0 0	0 0	0 0	2 0	0 0	0 0	0 0	0 0	0 0	2 0	
taking vech temporar	0 0	1 0	0 0	0 0	1 0	0 0	0 0	0 0	0 0	0 0	1 0	
alter id	3 0	3 0	0 0	0 0	6 0	0 0	0 0	0 0	0 0	0 0	6 0	
cheating & swindling	0 0	1 0	1 0	0 0	2 0	0 0	0 0	0 0	0 0	0 0	2 0	
bad checks	11 0	182 0	94 0	0 0	287 0	36 1	245 1	99 1	1 5	381 1	668 1	
fraudulent checks	1 0	4 0	3 0	0 0	8 0	1 0	8 0	2 0	0 0	11 0	19 0	
forgery	4 0	14 0	3 0	0 0	21 0	3 0	15 0	5 0	0 0	23 0	44 0	
worthless checks	0 0	6 0	4 0	0 0	10 0	0 0	8 0	6 0	0 0	14 0	24 0	
sale/dist of narcoti	0 0	8 0	3 0	0 0	11 0	0 0	0 0	1 0	0 0	1 0	12 0	
public drunkenness	8 0	22 0	9 0	0 0	39 0	0 0	3 0	3 0	0 0	6 0	45 0	

(continued)

Probationer Statistical Profile

Sample: Active & admin probationers, not in facilities
Act probationers 12/18/2000

Requestor: Statistics

MOST SERIOUS OFFENSE by current age & sex (CONTINUED)

MOST SERIOUS OFFENSE	Men					Women					Grand Total	%
	age 00-21	age 22-39	age 40-98	age UNKWN	Men Total	age 00-21	age 22-39	age 40-98	age UNKWN	Women Total		
s/d dep,stim,cntrf d	0 0	3 0	0 0	0 0	3 0	0 0	1 0	0 0	0 0	1 0	4 0	
abusive language	2 0	0 0	1 0	0 0	3 0	0 0	1 0	0 0	0 0	1 0	4 0	
poss n.t.p. whiskey	0 0	0 0	1 0	0 0	1 0	0 0	0 0	0 0	0 0	0 0	1 0	
sale/dist of marijua	0 0	7 0	5 0	0 0	12 0	0 0	1 0	0 0	0 0	1 0	13 0	
poss of narcotics	0 0	2 0	1 0	0 0	3 0	1 0	0 0	1 0	0 0	2 0	5 0	
poss dep,stim,cntrf	0 0	6 0	0 0	0 0	6 0	0 0	2 0	0 0	0 0	2 0	8 0	
poss of l.s.d.	1 0	0 0	1 0	0 0	2 0	0 0	0 0	0 0	0 0	0 0	2 0	
poss of marijuana	226 2	265 0	44 0	1 1	536 1	35 1	66 0	18 0	0 0	119 0	655 1	
viol motor veh law	92 1	323 1	109 0	0 0	524 1	12 0	64 0	23 0	1 5	100 0	624 0	
d.u.i.	287 2	1499 3	866 3	10 6	2662 3	51 2	321 2	167 2	0 0	539 2	3201 3	
obstr of law enf off	149 1	311 1	103 0	0 0	563 1	23 1	74 0	32 0	0 0	129 0	692 1	
impersonating anothe	9 0	43 0	4 0	0 0	56 0	4 0	21 0	0 0	0 0	25 0	81 0	
criminal trespassing	162 1	178 0	72 0	2 1	414 0	22 1	63 0	19 0	0 0	104 0	518 0	
illegal attm to obt	1 0	1 0	1 0	0 0	3 0	0 0	2 0	2 0	0 0	4 0	7 0	
criminal damage	18 0	18 0	5 0	0 0	41 0	2 0	6 0	1 0	0 0	9 0	50 0	
terroristic threats	3 0	3 0	6 0	0 0	12 0	1 0	0 0	1 0	0 0	2 0	14 0	
viol ga cntrl subst	130 1	255 0	62 0	0 0	447 0	34 1	75 0	24 0	0 0	133 0	580 0	
prostitution	0 0	0 0	0 0	0 0	0 0	1 0	3 0	0 0	0 0	4 0	4 0	
sodomy	0 0	0 0	5 0	0 0	5 0	0 0	0 0	0 0	0 0	0 0	5 0	
public indecency	3 0	32 0	16 0	0 0	51 0	0 0	2 0	0 0	0 0	2 0	53 0	
peeping tom	4 0	3 0	0 0	0 0	7 0	0 0	0 0	0 0	0 0	0 0	7 0	
molesting a minor	0 0	0 0	3 0	0 0	3 0	0 0	0 0	0 0	0 0	0 0	3 0	
attempted rape	1 0	2 0	0 0	0 0	3 0	0 0	0 0	0 0	0 0	0 0	3 0	
sexual battery	17 0	42 0	30 0	0 0	89 0	1 0	2 0	0 0	0 0	3 0	92 0	
vagrancy	0 0	2 0	0 0	0 0	2 0	0 0	0 0	0 0	0 0	0 0	2 0	
escape	4 0	10 0	2 0	0 0	16 0	1 0	2 0	1 0	0 0	4 0	20 0	
cpwl & concealed wea	42 0	58 0	23 0	1 1	124 0	3 0	3 0	2 0	0 0	8 0	132 0	
shoplifting	80 1	75 0	31 0	0 0	186 0	90 3	140 1	39 1	0 0	269 1	455 0	
viol game & fish law	4 0	4 0	1 0	0 0	9 0	0 0	0 0	1 0	0 0	1 0	10 0	
pointing gun at anot	2 0	13 0	11 0	0 0	26 0	1 0	2 0	1 0	0 0	4 0	30 0	
carry dly weapons pu	13 0	8 0	0 0	0 0	21 0	1 0	1 0	0 0	0 0	2 0	23 0	
criminal attempt	0 0	2 0	1 0	0 0	3 0	0 0	1 0	3 0	0 0	4 0	7 0	
other misdemeanor	54 0	159 0	75 0	0 0	288 0	16 1	76 0	32 0	0 0	124 0	412 0	
riot	1 0	0 0	0 0	0 0	1 0	0 0	0 0	0 0	0 0	0 0	1 0	
inciting to riot	5 0	0 0	0 0	0 0	5 0	0 0	0 0	0 0	0 0	0 0	5 0	

(continued)

Probationer Statistical Profile

Sample: Active & admin probationers, not in facilities
Act probationers 12/18/2000

Requestor: Statistics

MOST SERIOUS OFFENSE by current age & sex (CONTINUED)

MOST SERIOUS OFFENSE	Men					Women					Grand Total	%
	age 00-21	age 22-39	age 40-98	age UNKWN	Men Total	age 00-21	age 22-39	age 40-98	age UNKWN	Women Total		
fighting in public p	9 0	10 0	0 0	0 0	19 0	10 0	1 0	1 0	0 0	12 0	31 0	
disrupting gen.assem	1 0	0 0	0 0	0 0	1 0	0 0	0 0	0 0	0 0	0 0	1 0	
mis off against pub	1 0	4 0	0 0	0 0	5 0	0 0	0 0	0 0	0 0	0 0	5 0	
off agnst pub hlth/m	0 0	3 0	6 0	0 0	9 0	0 0	1 0	0 0	0 0	1 0	10 0	
gambling & related o	0 0	2 0	3 0	0 0	5 0	0 0	0 0	0 0	0 0	0 0	5 0	
obscenity & related	0 0	2 0	0 0	0 0	2 0	0 0	0 0	0 0	0 0	0 0	2 0	
sale/dist mat hrmfl	0 0	1 0	0 0	0 0	1 0	0 0	0 0	0 0	0 0	0 0	1 0	
involuntary manslaug	0 0	0 0	2 0	0 0	2 0	0 0	0 0	1 0	0 0	1 0	3 0	
interference with cu	6 0	3 0	4 0	0 0	13 0	1 0	1 0	0 0	0 0	2 0	15 0	
theft by deception <	4 0	14 0	7 0	0 0	25 0	4 0	16 0	6 0	0 0	26 0	51 0	
theft/lost/property<	5 0	9 0	1 0	0 0	15 0	0 0	4 0	0 0	0 0	4 0	19 0	
theft of services <	1 0	7 0	4 0	0 0	12 0	1 0	4 0	1 0	0 0	6 0	18 0	
theft by conversion	5 0	15 0	5 0	0 0	25 0	0 0	8 0	5 0	0 0	13 0	38 0	
theft motor vehicle,	2 0	3 0	1 0	0 0	6 0	0 0	0 0	0 0	0 0	0 0	6 0	
conversn paymnt real	0 0	1 0	0 0	0 0	1 0	0 0	0 0	0 0	0 0	0 0	1 0	
entrng mot veh crim	5 0	9 0	0 0	0 0	14 0	0 0	2 0	1 0	0 0	3 0	17 0	
violtn forgery&fraud	2 0	0 0	1 0	0 0	3 0	0 0	2 0	1 0	0 0	3 0	6 0	
abdmnt dang drugs/po	0 0	2 0	1 0	0 0	3 0	0 0	0 0	0 0	0 0	0 0	3 0	
trnsatns drug rel ob	0 0	1 0	1 0	0 0	2 0	1 0	0 0	0 0	0 0	1 0	3 0	
tpos/use drug rel ob	0 0	5 0	3 0	0 0	8 0	0 0	2 0	0 0	0 0	2 0	10 0	
obtn/attmpt drugs il	1 0	3 0	1 0	0 0	5 0	0 0	7 0	4 0	0 0	11 0	16 0	
viol dangerous drugs	0 0	1 0	2 0	0 0	3 0	0 0	1 0	0 0	0 0	1 0	4 0	
mfg/dist imitate con	0 0	3 0	0 0	0 0	3 0	0 0	0 0	0 0	0 0	0 0	3 0	
misc. abuse govt off	1 0	0 0	0 0	0 0	1 0	0 0	2 0	0 0	0 0	2 0	3 0	
misc. obstruction pu	1 0	2 0	0 0	0 0	3 0	0 0	0 0	0 0	0 0	0 0	3 0	
misc. escape & other	1 0	1 0	0 0	0 0	2 0	0 0	0 0	0 0	0 0	0 0	2 0	
misc. offns relt jud	0 0	1 0	0 0	0 0	1 0	0 0	1 0	1 0	0 0	2 0	3 0	
misc. obstruction of	0 0	2 0	1 0	0 0	3 0	2 0	1 0	1 0	0 0	4 0	7 0	
misc. crim trsps/cr	1 0	1 0	0 0	0 0	2 0	0 0	0 0	0 0	0 0	0 0	2 0	
littering pub & priv	0 0	0 0	0 0	0 0	0 0	1 0	0 0	0 0	0 0	1 0	1 0	
misc. sexual offense	19 0	3 0	3 0	0 0	25 0	0 0	0 0	0 0	0 0	0 0	25 0	
pandering	0 0	2 0	2 0	0 0	4 0	0 0	0 0	0 0	0 0	0 0	4 0	
distrbut obscene mat	0 0	1 0	0 0	0 0	1 0	0 0	0 0	0 0	0 0	0 0	1 0	
providing sex mat mi	0 0	1 0	0 0	0 0	1 0	0 0	0 0	0 0	0 0	0 0	1 0	
exhibit sex shows mi	0 0	0 0	1 0	0 0	1 0	0 0	0 0	0 0	0 0	0 0	1 0	

(continued)

Probationer Statistical Profile

Sample: Active & admin probationers, not in facilities
Act probationers 12/18/2000

Requestor: Statistics

MOST SERIOUS OFFENSE by current age & sex (CONTINUED)

MOST SERIOUS OFFENSE	Men						Women						Grand Total %
	age 00-21 %	age 22-39 %	age 40-98 %	age UNKWN %	Men Total %	age 00-21 %	age 22-39 %	age 40-98 %	age UNKWN %	Women Total %			
dng instrmntalties & vio prvsns/regs alco	0 0	1 0	0 0	0 0	1 0	0 0	0 0	0 0	0 0	0 0	1 0		
furnish liquor to mi	5 0	5 0	2 0	0 0	12 0	1 0	0 0	1 0	0 0	2 0	14 0		
poss alc bev by juve	51 0	5 0	1 0	0 0	57 0	6 0	0 0	0 0	0 0	6 0	63 0		
veh homicide tit 40	3 0	3 0	5 0	0 0	11 0	0 0	0 0	1 0	0 0	1 0	12 0		
viol motor veh licen	0 0	1 0	0 0	0 0	1 0	0 0	0 0	1 0	0 0	1 0	2 0		
conspiracy commit mis	1 0	0 0	0 0	0 0	1 0	0 0	0 0	0 0	0 0	0 0	1 0		
misc misdemeanor	41 0	82 0	25 0	1 1	149 0	14 1	38 0	16 0	0 0	68 0	217 0		
misc. invation of pr	0 0	1 0	0 0	0 0	1 0	0 0	0 0	0 0	0 0	0 0	1 0		
misc contraband/smug	0 0	0 0	0 0	0 0	0 0	0 0	0 0	1 0	0 0	1 0	1 0		
violation othr state	2 0	4 0	7 0	0 0	13 0	0 0	2 0	3 0	0 0	5 0	18 0		

FELONIES													

MISC. HOMICIDE OFFEN	0 0	3 0	0 0	0 0	3 0	0 0	0 0	0 0	0 0	0 0	3 0		
MURDER	0 0	3 0	8 0	0 0	11 0	1 0	3 0	1 0	0 0	5 0	16 0		
VOLUNTARY MANSLAUGHT	1 0	79 0	95 0	0 0	175 0	0 0	33 0	45 1	0 0	78 0	253 0		
INVOLUNTARY MANSLAUG	11 0	50 0	32 0	0 0	93 0	3 0	19 0	8 0	0 0	30 0	123 0		
FETICIDE	1 0	2 0	0 0	0 0	3 0	0 0	1 0	0 0	0 0	1 0	4 0		
ADVISED KILLING OF I	0 0	0 0	1 0	0 0	1 0	0 0	0 0	0 0	0 0	0 0	1 0		
VEHICULAR HOMICIDE	9 0	183 0	88 0	0 0	280 0	1 0	38 0	21 0	0 0	60 0	340 0		
HOMICIDE BY PILOT,DU	0 0	2 0	2 0	0 0	4 0	0 0	0 0	1 0	0 0	1 0	5 0		
CRIMINAL ATTEMPT MUR	1 0	14 0	12 0	0 0	27 0	0 0	1 0	8 0	0 0	9 0	36 0		
CRIMINAL ABORTION	0 0	5 0	0 0	0 0	5 0	0 0	1 0	0 0	0 0	1 0	6 0		
MISC. ASSAULT/BATTER	5 0	34 0	14 0	0 0	53 0	0 0	4 0	1 0	0 0	5 0	58 0		
AGGRAVATED ASSAULT	426 3	3205 5	1948 7	19 11	5598 6	112 4	786 5	339 5	1 5	1238 5	6836 5		
CRMNL ATTEMPT AGG AS	1 0	20 0	17 0	0 0	38 0	1 0	5 0	2 0	0 0	8 0	46 0		
AGGRAVATED BATTERY	50 0	362 1	187 1	2 1	601 1	2 0	42 0	18 0	0 0	62 0	663 1		
TERRORIST THREATS &	128 1	671 1	386 1	1 1	1186 1	19 1	81 0	33 0	0 0	133 0	1319 1		
FALSE IMPRISONMENT	6 0	162 0	62 0	0 0	230 0	0 0	9 0	1 0	0 0	10 0	240 0		
FAL IMPR UDR CLR LEG	1 0	2 0	1 0	0 0	4 0	0 0	1 0	0 0	0 0	1 0	5 0		
MALICIOUS CONF SANE	0 0	0 0	0 0	0 0	0 0	0 0	2 0	0 0	0 0	2 0	2 0		
KIDNAPPING	5 0	87 0	35 0	0 0	127 0	0 0	4 0	2 0	0 0	6 0	133 0		
INTERFERENCE WITH CU	10 0	24 0	7 0	0 0	41 0	2 0	6 0	4 0	0 0	12 0	53 0		

(continued)

Probationer Statistical Profile

Sample: Active & admin probationers, not in facilities
Act probationers 12/18/2000

Requestor: Statistics

MOST SERIOUS OFFENSE by current age & sex (CONTINUED)

MOST SERIOUS OFFENSE	Men					Women					Grand Total	%
	age 00-21	age 22-39	age 40-98	age UNKWN	Men Total	age 00-21	age 22-39	age 40-98	age UNKWN	Women Total		
AGG ASSLT ON POLICE	12 0	113 0	82 0	1 1	208 0	1 0	15 0	11 0	0 0	27 0	235 0	
AGG BTRY PEACE OFFI	2 0	10 0	0 0	0 0	12 0	0 0	4 0	0 0	0 0	4 0	16 0	
SIMPLE BATTERY MISD	1 0	27 0	12 0	0 0	40 0	1 0	6 0	4 0	0 0	11 0	51 0	
RECK COND-HIV INFCTD	1 0	5 0	1 0	0 0	7 0	0 0	5 0	0 0	0 0	5 0	12 0	
STALKING	1 0	22 0	16 0	0 0	39 0	1 0	0 0	1 0	0 0	2 0	41 0	
AGGRAVATED STALKING	16 0	314 1	203 1	3 2	536 1	2 0	17 0	14 0	0 0	33 0	569 0	
CRIMINAL ATTEMPT KID	0 0	0 0	4 0	0 0	4 0	0 0	0 0	0 0	0 0	0 0	4 0	
MISC. ARSON	2 0	10 0	5 0	0 0	17 0	0 0	2 0	3 0	0 0	5 0	22 0	
FIRST DEGREE ARSON	24 0	209 0	146 1	0 0	379 0	5 0	71 0	47 1	0 0	123 0	502 0	
SECOND DEGREE ARSON	11 0	59 0	21 0	0 0	91 0	2 0	18 0	2 0	0 0	22 0	113 0	
THIRD DEGREE ARSON	6 0	10 0	4 0	0 0	20 0	0 0	5 0	3 0	0 0	8 0	28 0	
CRIMINAL POSS EXPLOS	0 0	10 0	3 0	0 0	13 0	0 0	3 0	0 0	0 0	3 0	16 0	
CRIMINAL POSS INCEND	0 0	3 0	0 0	0 0	3 0	0 0	0 0	0 0	0 0	0 0	3 0	
MISC. CRIMINAL DAMAG	7 0	12 0	6 0	0 0	25 0	1 0	2 0	1 0	0 0	4 0	29 0	
CRIM. DAMAGE 1ST DEG	43 0	163 0	53 0	0 0	259 0	13 0	35 0	6 0	0 0	54 0	313 0	
CRIM. DAMAGE 2ND DEG	163 1	419 1	139 1	1 1	722 1	30 1	97 1	29 0	0 0	156 1	878 1	
DAMAGE,DESTROY SECR	6 0	12 0	10 0	0 0	28 0	1 0	4 0	2 0	0 0	7 0	35 0	
VANDALISM TO CHURCH	6 0	4 0	0 0	0 0	10 0	0 0	1 0	1 0	0 0	2 0	12 0	
ALTER I.D.	23 0	43 0	7 0	0 0	73 0	0 0	3 0	3 0	0 0	6 0	79 0	
BURGLARY	1665 13	5385 9	1338 5	6 4	8394 9	134 5	505 3	135 2	0 0	774 3	9168 7	
POSS BURGLAR TOOLS	58 0	111 0	25 0	0 0	194 0	2 0	11 0	2 0	0 0	15 0	209 0	
CRMNL ATMPT COMMIT B	42 0	95 0	22 0	0 0	159 0	2 0	7 0	2 0	0 0	11 0	170 0	
MISC. FORGERY	4 0	14 0	6 0	0 0	24 0	1 0	11 0	6 0	0 0	18 0	42 0	
FORGERY 1ST DEGREE	398 3	3021 5	1276 5	4 2	4699 5	312 12	2695 16	897 13	4 18	3908 15	8607 7	
FORGERY 2ND DEGREE	23 0	147 0	47 0	1 1	218 0	13 0	64 0	22 0	0 0	99 0	317 0	
BAD CHECKS	12 0	221 0	198 1	2 1	433 0	13 0	184 1	99 1	0 0	296 1	729 1	
ILLEGAL USE-CREDIT C	4 0	15 0	4 0	0 0	23 0	2 0	11 0	1 0	0 0	14 0	37 0	
THEFT CREDIT CARD	25 0	97 0	20 0	0 0	142 0	26 1	87 1	17 0	0 0	130 0	272 0	
FORGERY CREDIT CARD	12 0	26 0	6 0	0 0	44 0	17 1	36 0	6 0	0 0	59 0	103 0	
FRAUDULENT CREDIT CA	87 1	315 1	57 0	0 0	459 0	77 3	362 2	59 1	0 0	498 2	957 1	
CRMNL POSS CREDIT CA	0 0	6 0	0 0	0 0	6 0	0 0	3 0	1 0	0 0	4 0	10 0	
RCV GDS,SRVS FRAUD	2 0	21 0	13 0	0 0	36 0	0 0	22 0	16 0	0 0	38 0	74 0	
TELECOMMUNICATIONS F	1 0	19 0	9 0	0 0	29 0	1 0	12 0	2 0	0 0	15 0	44 0	
CRMNL ATMPT COMMIT F	1 0	6 0	1 0	0 0	8 0	1 0	1 0	1 0	0 0	3 0	11 0	
FAILR PAY NATRL PRD/	0 0	1 0	4 0	0 0	5 0	0 0	0 0	0 0	0 0	0 0	5 0	

(continued)

Probationer Statistical Profile

Sample: Active & admin probationers, not in facilities
Act probationers 12/18/2000

Requestor: Statistics

MOST SERIOUS OFFENSE by current age & sex (CONTINUED)

MOST SERIOUS OFFENSE	Men						Women						Grand Total	%
	age 00-21	age 22-39	age 40-98	age UNKWN	Men Total	Men %	age 00-21	age 22-39	age 40-98	age UNKWN	Women Total	Women %		
FRADLNT ACCSSNG COMP	1	24	3	0	28	3	28	1	0	32	60			
MISC. FRAUD	9	69	44	0	122	2	74	30	0	106	228			
THEFT BY TAKING	789	3440	1415	6	5650	241	1698	674	2	2615	8265			
THEFT BY DECEPTION	9	209	155	1	374	15	135	58	0	208	582			
THEFT BY EXTORTION	2	18	4	0	24	0	9	4	0	13	37			
THEFT OF LOST PROPER	4	15	4	0	23	0	4	1	0	5	28			
THEFT BY REC STOLEN	807	2103	539	4	3453	67	260	73	0	400	3853			
THEFT OF SERVICES	1	40	21	0	62	1	20	11	0	32	94			
THEFT BY CONVERSION	10	259	219	1	489	14	125	68	0	207	696			
THEFT OF TRADE SECRE	0	1	3	0	4	1	0	0	0	1	5			
CONVSN PAYMNTS REAL	0	11	8	0	19	0	0	0	0	0	19			
THEFT OF MOTOR VEH,	180	487	152	3	822	19	55	15	0	89	911			
THEFT OF LEASED PERS	0	4	2	0	6	1	4	0	0	5	11			
THEFT BRING PROP IN	18	58	17	0	93	0	10	2	0	12	105			
THEFT RECV PROP OUT	4	14	2	0	20	1	3	1	0	5	25			
LIVESTOCK THEFT	2	9	5	0	16	0	4	0	0	4	20			
THEFT BY SHOPLIFTING	196	840	440	2	1478	336	1347	417	0	2100	3578			
ENTERING VEHICLE	535	732	93	0	1360	22	42	7	0	71	1431			
STEAL ALTER PUBLIC D	1	0	0	0	1	0	1	0	0	1	2			
ROBBERY	320	1092	244	1	1657	32	106	29	0	167	1824			
ARMED ROBBERY	31	455	161	0	647	3	41	8	0	52	699			
HIJACKING MOTOR VEHI	1	4	0	0	5	0	0	0	0	0	5			
CRIMINAL ATTEMPT ROB	22	64	14	0	100	2	4	0	0	6	106			
CRMNL ATMPT ARMED RO	12	44	6	0	62	0	2	1	0	3	65			
MISC. SEXUAL	1	26	24	0	51	0	2	0	0	2	53			
RAPE	10	142	92	0	244	0	0	0	0	0	244			
SODOMY	9	39	56	2	106	0	1	1	0	2	108			
AGGRAVATED SODOMY	6	44	73	0	123	0	0	0	0	0	123			
BESTIALITY	1	0	1	0	2	0	0	0	0	0	2			
SEDUCTION	0	2	1	0	3	0	1	0	0	1	4			
INCEST	3	23	91	0	117	0	3	6	0	9	126			
BIGAMY	0	0	5	0	5	0	1	1	0	2	7			
MARRY A BIGAMIST	0	0	0	0	0	0	1	0	0	1	1			
AGGRAVATED SEXUAL BA	3	21	30	0	54	0	1	1	0	2	56			
PANDERING BY COMPULS	0	2	3	0	5	0	0	0	0	0	5			

(continued)

Probationer Statistical Profile

Sample: Active & admin probationers, not in facilities
Act probationers 12/18/2000

Requestor: Statistics

MOST SERIOUS OFFENSE by current age & sex (CONTINUED)

MOST SERIOUS OFFENSE	Men						Women						Grand Total	%									
	age 00-21	age 22-39	age 40-98	age UNKWN	Men Total	Men %	age 00-21	age 22-39	age 40-98	age UNKWN	Women Total	Women %											
STATUTORY RAPE	217	2	600	1	45	0	0	0	0	862	1	2	0	18	0	2	0	0	0	22	0	884	1
CHILD MOLESTATION	112	1	888	2	1304	5	7	4	2311	2	8	0	44	0	22	0	0	0	74	0	2385	2	
ENTICING CHILD-INDEC	14	0	78	0	69	0	1	1	162	0	1	0	11	0	2	0	0	0	14	0	176	0	
AGGRAV. CHILD MOLEST	13	0	118	0	153	1	0	0	284	0	1	0	7	0	1	0	0	0	9	0	293	0	
NECROPHILIA	0	0	1	0	0	0	0	0	1	0	0	0	0	0	0	0	0	0	0	0	1	0	
SEXL/ASLT/AGN/PERS/	1	0	24	0	7	0	0	0	32	0	0	0	3	0	1	0	0	0	4	0	36	0	
SEXUAL ASLT BY THERA	0	0	0	0	2	0	0	0	2	0	0	0	0	0	0	0	0	0	0	0	2	0	
SOLICIT SODOMY FROM	0	0	4	0	4	0	0	0	8	0	0	0	1	0	0	0	0	0	1	0	9	0	
CRIMINAL ATTPPT RAPE	2	0	31	0	12	0	0	0	45	0	0	0	0	0	0	0	0	0	0	0	45	0	
CRIMINAL ATTPPT SODOM	0	0	0	0	2	0	0	0	2	0	0	0	0	0	0	0	0	0	0	0	2	0	
CRIMINAL ATTPPT AGG S	1	0	1	0	1	0	0	0	3	0	0	0	0	0	0	0	0	0	0	0	3	0	
MISC. OBSCENITY	1	0	3	0	4	0	0	0	8	0	0	0	0	0	0	0	0	0	0	0	8	0	
DISTRIBUTING OBSCENE	0	0	1	0	1	0	0	0	2	0	0	0	0	0	0	0	0	0	0	0	2	0	
DISTR MAT DEPICT NUD	0	0	1	0	1	0	0	0	2	0	0	0	0	0	0	0	0	0	0	0	2	0	
MISC. PUBLIC ORDER	1	0	5	0	1	0	0	0	7	0	0	0	0	0	0	0	0	0	0	0	7	0	
TREASON	0	0	0	0	0	0	0	0	0	0	0	0	1	0	0	0	0	0	1	0	1	0	
INCITING TO INSURREC	0	0	1	0	0	0	0	0	1	0	0	0	0	0	0	0	0	0	0	0	1	0	
FALSE SWEARNG WRITTN	5	0	20	0	7	0	0	0	32	0	1	0	11	0	2	0	0	0	14	0	46	0	
ABUSE OF GOVT OFFICE	1	0	0	0	1	0	0	0	2	0	0	0	0	0	0	0	0	0	0	0	2	0	
BRIBERY GOVT OFFICER	0	0	10	0	13	0	0	0	23	0	0	0	6	0	2	0	0	0	8	0	31	0	
VIOLATE OATH PUBLIC	0	0	3	0	2	0	0	0	5	0	0	0	1	0	0	0	0	0	1	0	6	0	
GOVT OFFCL SELL TO G	0	0	0	0	2	0	0	0	2	0	0	0	0	0	0	0	0	0	0	0	2	0	
DEFAUDING STATE	0	0	23	0	36	0	0	0	59	0	2	0	212	1	133	2	0	0	347	1	406	0	
CONSPIRE RESTRAIN FR	0	0	1	0	0	0	0	0	1	0	0	0	1	0	0	0	0	0	1	0	2	0	
FALSE CERTIFICATES	0	0	7	0	2	0	0	0	9	0	0	0	6	0	0	0	0	0	6	0	15	0	
INFLUENCING WITNESS	2	0	11	0	7	0	0	0	20	0	0	0	2	0	4	0	0	0	6	0	26	0	
OBSTR OF LAW ENF OFF	170	1	1110	2	391	1	2	1	1673	2	29	1	209	1	87	1	1	5	326	1	1999	2	
MISC JUDICIAL PROCEE	0	0	0	0	3	0	0	0	3	0	1	0	0	0	0	0	0	0	1	0	4	0	
PERJURY	2	0	10	0	10	0	0	0	22	0	2	0	9	0	2	0	0	0	13	0	35	0	
FALSE SWEARING	1	0	15	0	7	0	0	0	23	0	2	0	12	0	5	0	0	0	19	0	42	0	
SUBORDINATION OF PER	0	0	0	0	1	0	0	0	1	0	0	0	1	0	0	0	0	0	1	0	2	0	
IMPERSONATION	1	0	12	0	3	0	0	0	16	0	1	0	4	0	2	0	0	0	7	0	23	0	
IMPERSONATING OFFIC	3	0	37	0	12	0	1	1	53	0	0	0	1	0	0	0	0	0	1	0	54	0	
BARRATRY	1	0	6	0	0	0	0	0	7	0	0	0	0	0	0	0	0	0	0	0	7	0	
EMBRACERY	0	0	0	0	1	0	0	0	1	0	0	0	2	0	0	0	0	0	2	0	3	0	

(continued)

Probationer Statistical Profile

Sample: Active & admin probationers, not in facilities
Act probationers 12/18/2000

Requestor: Statistics

MOST SERIOUS OFFENSE by current age & sex (CONTINUED)

MOST SERIOUS OFFENSE	Men						Women						Grand Total	%
	age 00-21	age 22-39	age 40-98	age UNKWN	Men Total	Men %	age 00-21	age 22-39	age 40-98	age UNKWN	Women Total	Women %		
FALSE STATEMENTS GOV	14	75	51	0	140	10	55	21	0	86	226			
UNAUTH REPRESTN PEAC	0	1	0	0	1	0	0	0	0	0	1			
IMPRSNTNG ANTHR RBAL	0	1	1	0	2	0	3	1	0	4	6			
ESCAPE	16	155	49	0	220	2	29	6	0	37	257			
AIDING ESCAPE	0	5	0	0	5	1	11	4	0	16	21			
HINDERING APPREH OR	20	76	24	0	120	10	40	19	0	69	189			
COMPOUNDING A CRIME	1	1	0	0	2	0	1	0	0	1	3			
BAIL JUMPING	1	19	10	0	30	0	6	0	0	6	36			
CRIMINAL ATTEMPT ESC	0	2	1	0	3	1	0	0	0	1	4			
FALSE PUBLIC ALARM	16	12	2	0	30	3	4	1	0	8	38			
CRIM INTER WITH GOVT	56	205	64	1	326	7	29	7	0	43	369			
COMMERICAL GAMBLING	0	1	9	0	10	0	1	1	0	2	12			
COMMUNICATING GAMBL	0	3	4	0	7	0	1	0	0	1	8			
BRIBERY OF CONTESTAN	0	3	1	0	4	0	1	0	0	1	5			
GAMBLING ACT ON BUSI	0	0	1	0	1	0	0	1	0	1	2			
DOGFIGHTING	1	9	1	0	11	0	0	1	0	1	12			
LOTTERY VIOLATION	1	3	1	0	5	3	5	2	0	10	15			
BOARDING BUS W/CONCL	1	6	0	0	7	1	0	0	0	1	8			
CRUELTY TO CHILDREN	19	493	268	2	782	24	387	111	2	522	1304			
SEX EXPLOITATION CHI	4	15	23	0	42	1	2	1	0	4	46			
ABANDONMENT OF CHILD	0	34	39	0	73	0	3	2	0	5	78			
CNTRBTNG DELINQENCY	1	5	2	0	8	0	2	0	0	2	10			
MISC WEAPON/EXPLOSIV	14	19	8	0	41	0	1	0	0	1	42			
CARRY CONCEALED WEAP	21	92	30	0	143	1	5	0	0	6	149			
CARRY PISTL WITHOUT	2	7	1	0	10	0	0	1	0	1	11			
ALTER PISTL LICENSE	0	3	0	0	3	0	0	0	0	0	3			
POSS OF FIREARM DUR	15	77	54	1	147	1	10	4	0	15	162			
POSS OF CERTAIN WEAP	29	85	57	0	171	3	5	2	0	10	181			
POSS FIREARM CONVCT	9	596	485	2	1092	0	25	21	0	46	1138			
CARRYING WEAPON AT S	94	51	4	0	149	11	5	0	0	16	165			
GUARD LINE WITH WEAP	1	1	0	0	2	1	1	1	0	3	5			
POSS WEAPON BY PRISO	2	7	1	0	10	0	0	0	0	0	10			
MISUSE FIREARM HUNTI	0	1	1	0	2	0	0	0	0	0	2			
MISC INVASION OF PRI	0	2	2	0	4	0	1	1	0	2	6			
EAVESDROP & SURVEILL	0	7	7	1	15	0	0	1	0	1	16			

(continued)

Probationer Statistical Profile

Sample: Active & admin probationers, not in facilities
Act probationers 12/18/2000

Requestor: Statistics

MOST SERIOUS OFFENSE by current age & sex (CONTINUED)

MOST SERIOUS OFFENSE	Men					Women					Grand Total	%
	age 00-21	age 22-39	age 40-98	age UNKWN	Men Total	age 00-21	age 22-39	age 40-98	age UNKWN	Women Total		
PEEPING TOM	7 0	85 0	35 0	0 0	127 0	0 0	1 0	0 0	0 0	1 0	128 0	
P/S/D OF EAVESDROP D	0 0	4 0	0 0	0 0	4 0	0 0	0 0	0 0	0 0	0 0	4 0	
RACKETEERING	0 0	4 0	19 0	0 0	23 0	1 0	3 0	3 0	0 0	7 0	30 0	
S/D NARCOTICS, OPIAT	34 0	406 1	202 1	1 1	643 1	2 0	80 0	53 1	0 0	135 1	778 1	
S/D DEP,STIM,CNTRF D	23 0	227 0	114 0	1 1	365 0	1 0	36 0	29 0	2 9	68 0	433 0	
SALE-DIST OF LSD	7 0	24 0	1 0	0 0	32 0	1 0	0 0	1 0	0 0	2 0	34 0	
SALE/DIST OF MARIJUA	279 2	1246 2	371 1	1 1	1897 2	25 1	185 1	83 1	0 0	293 1	2190 2	
S/D OF ALCOHOLIC IN	0 0	2 0	3 0	0 0	5 0	0 0	0 0	1 0	0 0	1 0	6 0	
POSS NARCOTICS, OPIA	73 1	569 1	313 1	2 1	957 1	11 0	166 1	94 1	1 5	272 1	1229 1	
POSS DEP,STIM,CNTRF	46 0	512 1	234 1	1 1	793 1	9 0	180 1	68 1	0 0	257 1	1050 1	
POSS OF L.S.D.	28 0	81 0	4 0	0 0	113 0	4 0	11 0	4 0	0 0	19 0	132 0	
POSS OF MARIJUANA	273 2	1220 2	373 1	3 2	1869 2	23 1	214 1	109 2	0 0	346 1	2215 2	
ILLEGAL POSS/MANF LI	1 0	2 0	6 0	0 0	9 0	0 0	2 0	0 0	0 0	2 0	11 0	
ILLEGAL ATTM TO OBT	2 0	54 0	51 0	0 0	107 0	2 0	115 1	76 1	0 0	193 1	300 0	
VIOLATE GA CNTRL SBS	1534 12	9667 16	4235 16	24 14	15460 16	192 7	2336 14	1169 17	4 18	3701 14	19161 15	
VIOLATE DNGROUS DRGS	8 0	50 0	18 0	0 0	76 0	0 0	19 0	13 0	0 0	32 0	108 0	
UNLWFL MFG/DEL/DIST	10 0	42 0	33 0	0 0	85 0	1 0	5 0	4 0	0 0	10 0	95 0	
FURNISH LIQUOR TO MI	0 0	1 0	0 0	0 0	1 0	0 0	0 0	0 0	0 0	0 0	1 0	
POSS DRUG RELATED MA	6 0	21 0	9 0	0 0	36 0	1 0	9 0	4 0	0 0	14 0	50 0	
SALE/DIST CONT SUB P	11 0	57 0	14 0	0 0	82 0	0 0	13 0	5 0	0 0	18 0	100 0	
SALE/DIST CONT SUB S	8 0	28 0	5 0	0 0	41 0	0 0	4 0	0 0	0 0	4 0	45 0	
SALE/DISTRIBUTION CO	313 2	1698 3	585 2	5 3	2601 3	22 1	278 2	138 2	2 9	440 2	3041 2	
POSSESSION OF COCAIN	672 5	3954 7	1796 7	16 10	6438 7	75 3	890 5	436 6	2 9	1403 5	7841 6	
CRMNL ATPT VIOL SUBS	22 0	219 0	169 1	1 1	411 0	7 0	82 0	81 1	1 5	171 1	582 0	
MISC. DRUGS TRAFFICK	1 0	36 0	20 0	0 0	57 0	1 0	11 0	4 0	1 5	17 0	74 0	
COCAINE LESS 200 GRA	18 0	224 0	153 1	0 0	395 0	2 0	45 0	45 1	0 0	92 0	487 0	
COCAINE 201-400 GRAM	3 0	23 0	28 0	0 0	54 0	0 0	7 0	2 0	0 0	9 0	63 0	
COCAINE 401 OR MORE	0 0	6 0	10 0	0 0	16 0	0 0	1 0	3 0	0 0	4 0	20 0	
NARCOTICS LESS 14 GR	0 0	2 0	2 0	0 0	4 0	1 0	0 0	0 0	0 0	1 0	5 0	
NARCOTICS 15-28 GRAM	1 0	3 0	0 0	0 0	4 0	0 0	1 0	0 0	0 0	1 0	5 0	
NARCOTICS 29 MORE GR	0 0	2 0	1 0	0 0	3 0	0 0	0 0	1 0	0 0	1 0	4 0	
MARIJUANA 101-2000 P	0 0	17 0	17 0	0 0	34 0	1 0	4 0	3 0	0 0	8 0	42 0	
MARIJUANA 2001-10000	0 0	2 0	0 0	0 0	2 0	0 0	0 0	0 0	0 0	0 0	2 0	
MARIJUANA 10001 LBS	1 0	2 0	2 0	0 0	5 0	0 0	1 0	0 0	0 0	1 0	6 0	
TRFFKNG METHAQUALONE	0 0	3 0	5 0	0 0	8 0	0 0	1 0	1 0	0 0	2 0	10 0	

(continued)

Probationer Statistical Profile

Sample: Active & admin probationers, not in facilities
Act probationers 12/18/2000

Requestor: Statistics

MOST SERIOUS OFFENSE by current age & sex (CONTINUED)

MOST SERIOUS OFFENSE	Men						Women						Grand Total	%
	age 00-21	age 22-39	age 40-98	age UNKWN	Men Total	Men %	age 00-21	age 22-39	age 40-98	age UNKWN	Women Total	Women %		
TRFFKNG MTHAQUALONE>	0 0	2 0	3 0	0 0	5 0	0 0	1 0	0 0	0 0	1 0	6 0	0		
AMPHETAMINE 28-199 G	3 0	13 0	4 0	0 0	20 0	0 0	3 0	2 0	0 0	5 0	25 0	0		
AMPHETAMINE 200-399	0 0	1 0	2 0	0 0	3 0	0 0	0 0	1 0	0 0	1 0	4 0	0		
AMPHETAMINE 400+ GRA	0 0	0 0	0 0	0 0	0 0	0 0	1 0	0 0	0 0	1 0	1 0	0		
TRANSACTIONS DRUG OB	0 0	1 0	0 0	0 0	1 0	0 0	1 0	0 0	0 0	1 0	2 0	0		
TRANSACTIONS CNTRFT	0 0	3 0	1 0	0 0	4 0	0 0	0 0	1 0	0 0	1 0	5 0	0		
USE COMM FACLT Y VIO	2 0	7 0	4 0	0 0	13 0	1 0	2 0	1 0	0 0	4 0	17 0	0		
ATT/CONSPRCY COMMT C	1 0	27 0	14 0	0 0	42 0	2 0	12 0	9 0	0 0	23 0	65 0	0		
UNATHZD DIST CONTRLL	0 0	3 0	4 0	0 0	7 0	0 0	2 0	2 0	0 0	4 0	11 0	0		
ILLGL DIST CONTRLLD	0 0	8 0	5 0	0 0	13 0	0 0	4 0	1 0	0 0	5 0	18 0	0		
VIOL MOTOR VEHICLE L	14 0	122 0	95 0	1 1	232 0	0 0	26 0	14 0	0 0	40 0	272 0	0		
ALTER CAR TITLE	0 0	4 0	5 0	0 0	9 0	0 0	0 0	0 0	0 0	0 0	9 0	0		
DRVNG HABTL VIOLATOR	4 0	1778 3	1816 7	8 5	3606 4	0 0	143 1	136 2	0 0	279 1	3885 3	0		
HABIT TRAF VOIL/IMPA	0 0	206 0	200 1	3 2	409 0	0 0	17 0	29 0	0 0	46 0	455 0	0		
HABIT TRAF VIOL/OTHE	1 0	223 0	186 1	2 1	412 0	0 0	19 0	13 0	0 0	32 0	444 0	0		
SELL UNSTAMPED CIG/C	0 0	0 0	1 0	0 0	1 0	0 0	0 0	0 0	0 0	0 0	1 0	0		
DSTL ALCOHOL BEVERAG	0 0	0 0	2 0	0 0	2 0	0 0	0 0	1 0	0 0	1 0	3 0	0		
POSS UNAUTHORIZED ST	0 0	0 0	1 0	0 0	1 0	0 0	1 0	0 0	0 0	1 0	2 0	0		
POSS CONTRABAND ARTI	1 0	2 0	2 0	0 0	5 0	0 0	2 0	1 0	0 0	3 0	8 0	0		
TRNSPRT CONTRABAND A	0 0	0 0	0 0	0 0	0 0	0 0	1 0	0 0	0 0	1 0	1 0	0		
CONCEAL CONTRABAND	0 0	0 0	1 0	0 0	1 0	0 0	0 0	0 0	0 0	0 0	1 0	0		
MISC. MRALS/PBLIC H/	1 0	3 0	2 0	0 0	6 0	0 0	0 0	1 0	0 0	1 0	7 0	0		
VIOLATN GAME AND FIS	0 0	2 0	0 0	0 0	2 0	0 0	0 0	0 0	0 0	0 0	2 0	0		
MISC CORRECTIONL INS	1 0	10 0	2 0	0 0	13 0	0 0	6 0	1 0	0 0	7 0	20 0	0		
VIOLATION OTHR STATE	28 0	197 0	86 0	0 0	311 0	7 0	76 0	36 1	0 0	119 0	430 0	0		
CONSPIRACY	19 0	33 0	13 0	1 1	66 0	4 0	28 0	6 0	0 0	38 0	104 0	0		
CRIMINAL ATTEMPT	41 0	213 0	121 0	0 0	375 0	8 0	70 0	29 0	0 0	107 0	482 0	0		
AIRCRAFT HIJACKING	0 0	1 0	0 0	0 0	1 0	0 0	0 0	0 0	0 0	0 0	1 0	0		
UNAUTH DIST RECRD DE	0 0	1 0	4 0	0 0	5 0	0 0	0 0	0 0	0 0	0 0	5 0	0		
CRIMINAL SOLICITATIO	1 0	22 0	20 0	0 0	43 0	2 0	7 0	9 0	0 0	18 0	61 0	0		
PARTY TO A CRIME	4 0	8 0	1 0	0 0	13 0	1 0	7 0	2 0	0 0	10 0	23 0	0		
CRIMINAL TRESPASSING	9 0	16 0	6 0	0 0	31 0	2 0	2 0	1 0	0 0	5 0	36 0	0		
GANG PARTICIPATION	81 1	734 1	358 1	1 1	1174 1	18 1	169 1	82 1	0 0	269 1	1443 1	0		

(continued)

Probationer Statistical Profile

Sample: Active & admin probationers, not in facilities
Act probationers 12/18/2000

Requestor: Statistics

MOST SERIOUS OFFENSE by current age & sex (CONTINUED)

MOST SERIOUS OFFENSE	M e n					W o m e n					Grand Total %
	age 00-21 %	age 22-39 %	age 40-98 %	age UNKWN %	Men Total %	age 00-21 %	age 22-39 %	age 40-98 %	age UNKWN %	Women Total %	
Total reported	12866	60841	28107	172	101986	2680	17597	7239	23	27539	129525
Percent Reported	100.6	101.2	101.3	100.6	101.2	100.6	101.0	101.1	100.0	101.0	101.1
NOT REPORTED	158	1403	693	3	2257	39	338	133	1	511	2768
Total	12786	60113	27753	171	100823	2663	17430	7158	23	27274	128097

Probationer Statistical Profile

Sample: Active & admin probationers, not in facilities
Act probationers 12/18/2000

Requestor: Statistics

MOST SERIOUS CRIME TYPE by current age & sex

CRIME TYPE	Men					Women					Grand Total	%
	age 00-21	age 22-39	age 40-98	age UNKWN	Men Total	age 00-21	age 22-39	age 40-98	age UNKWN	Women Total		
VIOL/PERSN	1432	8791	4473	35	14731	303	1901	746	1	2951	17682	14
NVIOL/PERS	162	249	186	1	598	20	38	13	0	71	669	1
PROPERTY	5676	19661	6946	33	32316	1621	8963	3099	7	13690	46006	36
DRUG SALES	715	4135	1609	6	6467	61	700	390	5	1156	7623	6
DRUG POSSN	3023	16885	7317	26	27273	394	4177	2103	29	6682	33955	27
ALCOHOL	65	39	25	0	129	7	7	6	0	20	149	0
HABIT/DUI	306	3828	3163	11	7321	51	526	359	5	936	8257	6
SEX OFFEND	434	2108	2036	7	4588	15	99	37	1	151	4739	4
OTHER	973	4417	1998	7	7400	191	1019	405	6	1617	9017	7
Total reported	12786	60113	27753	171	100823	2663	17430	7158	23	27274	128097	
Percent Reported	100.0	100.0	100.0	100.0	100.0	100.0	100.0	100.0	100.0	100.0	100.0	100.0
NOT REPORTED	0	0	0	0	0	0	0	0	0	0	0	0
Total	12786	60113	27753	171	100823	2663	17430	7158	23	27274	128097	