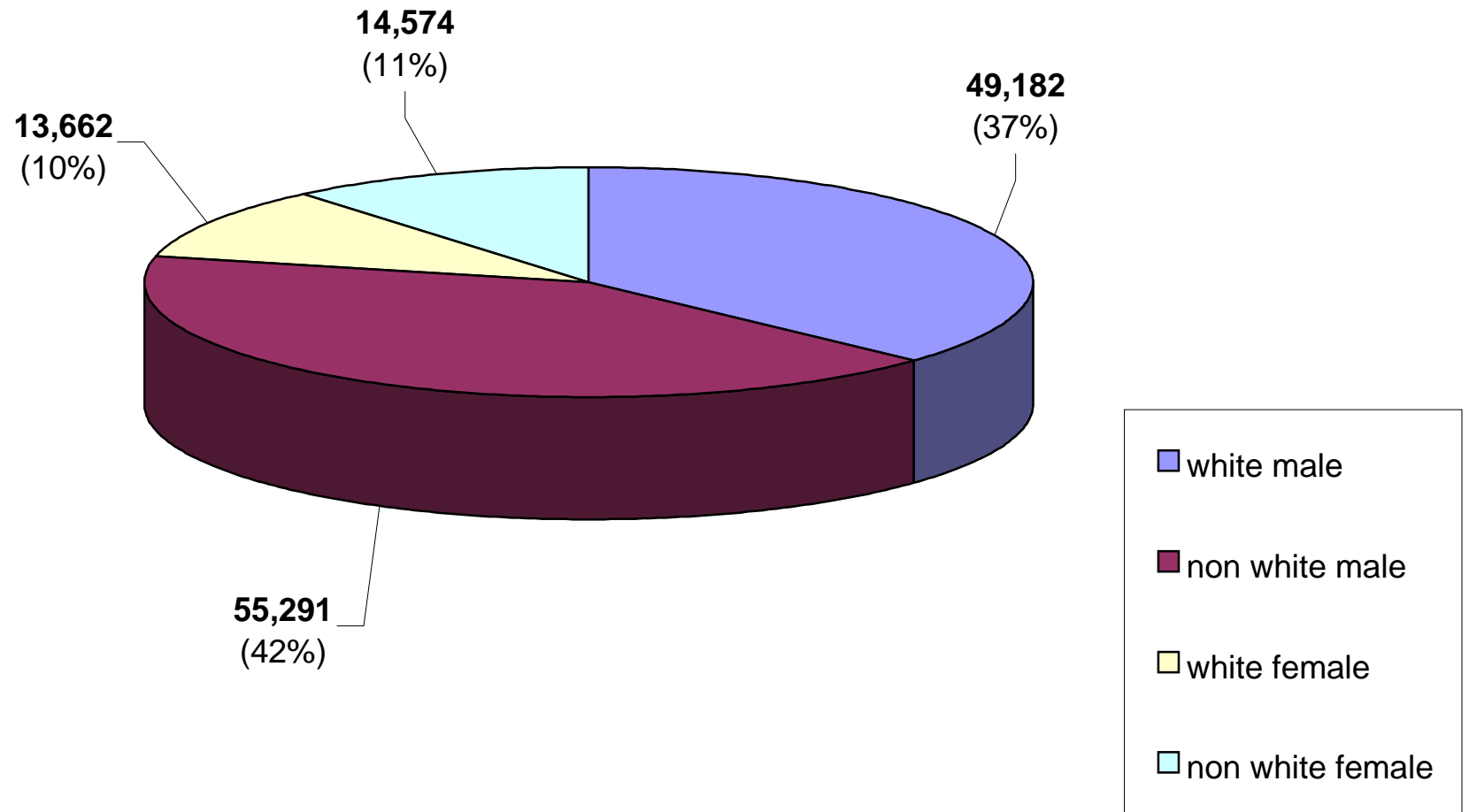
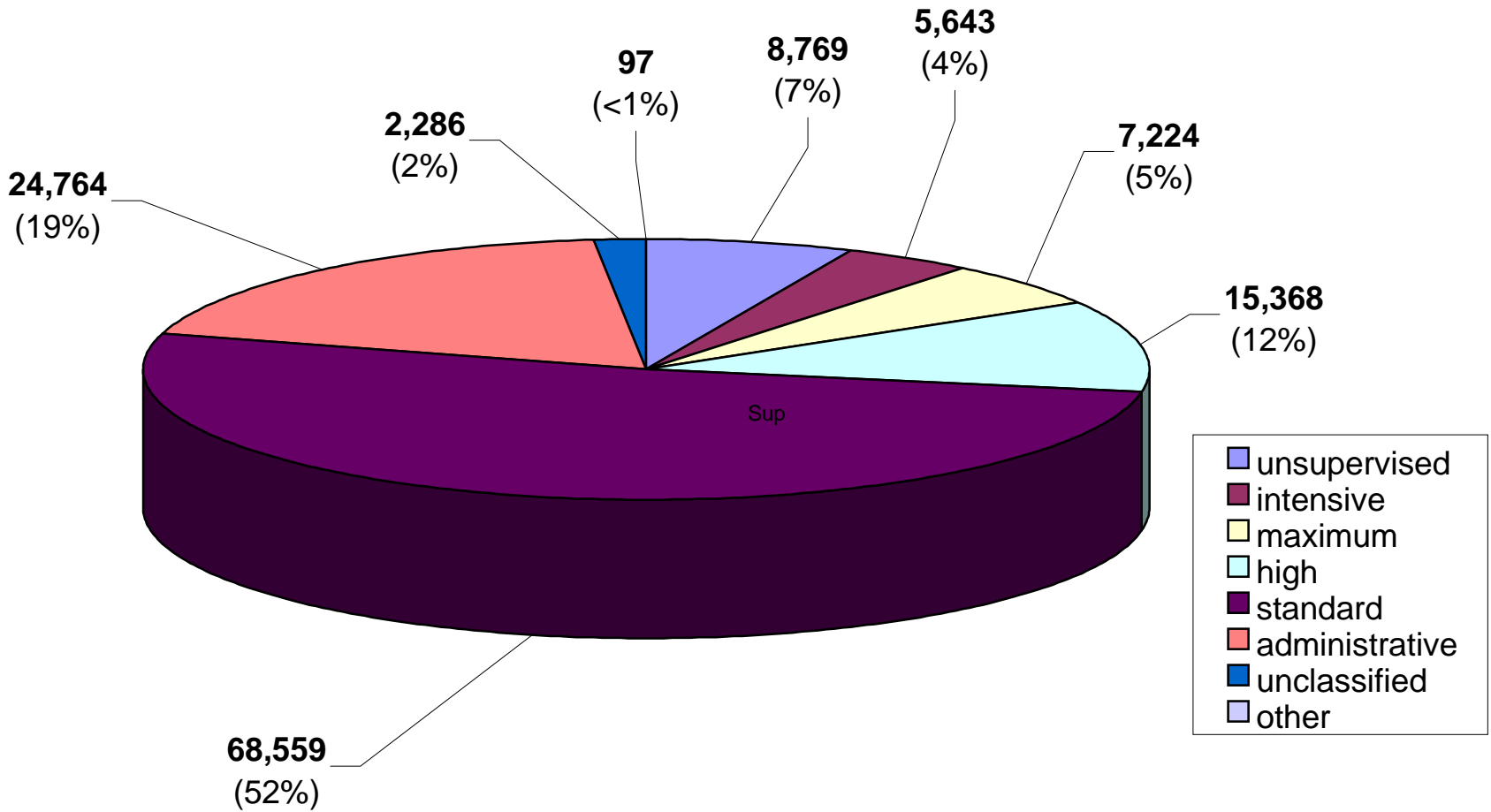


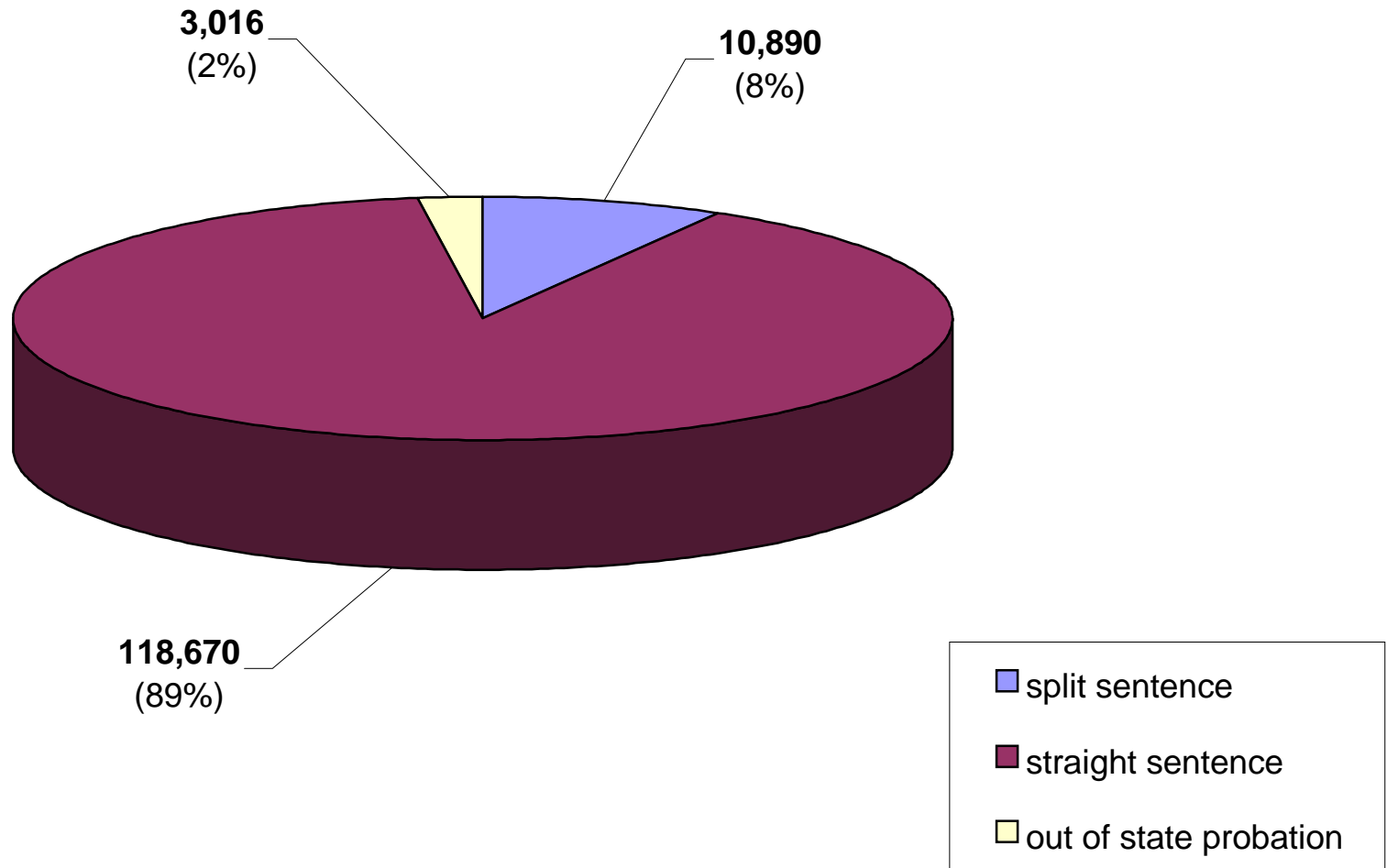
Active Probationers By Race & Gender



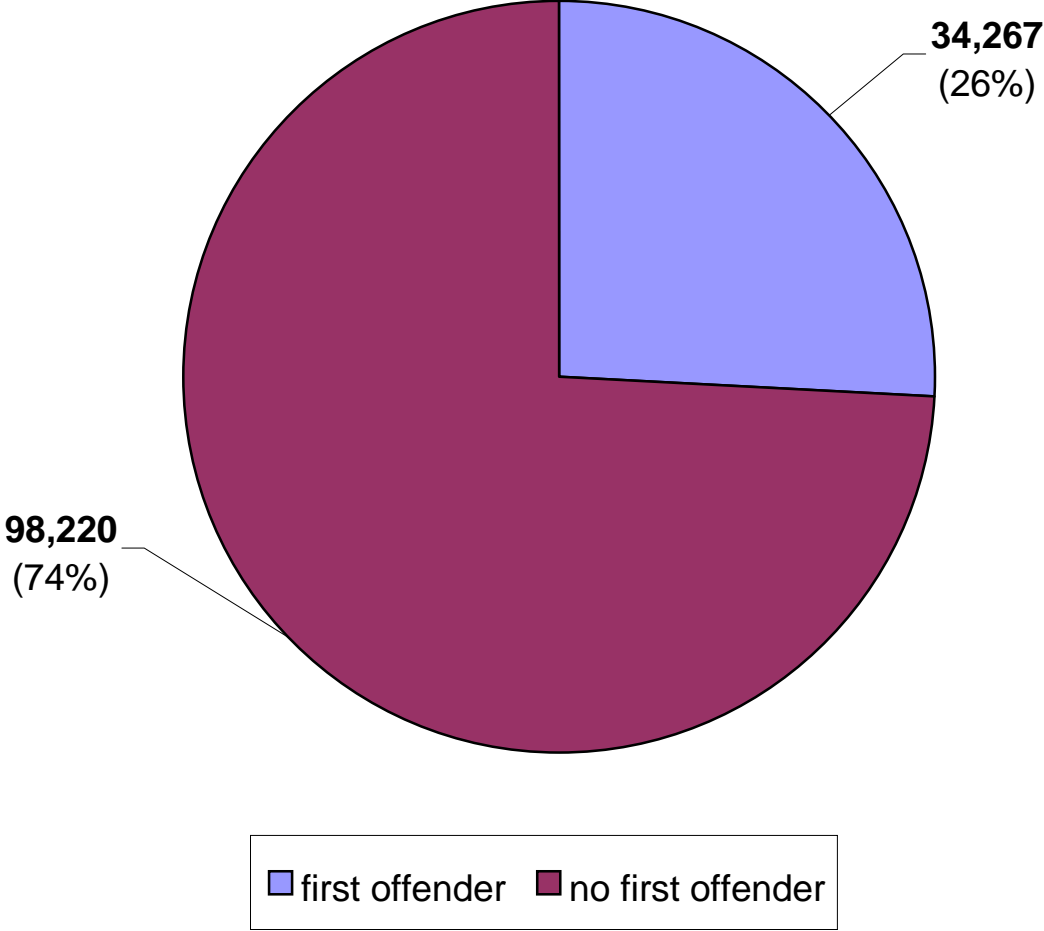
Active Probationers By Current Supervision Type



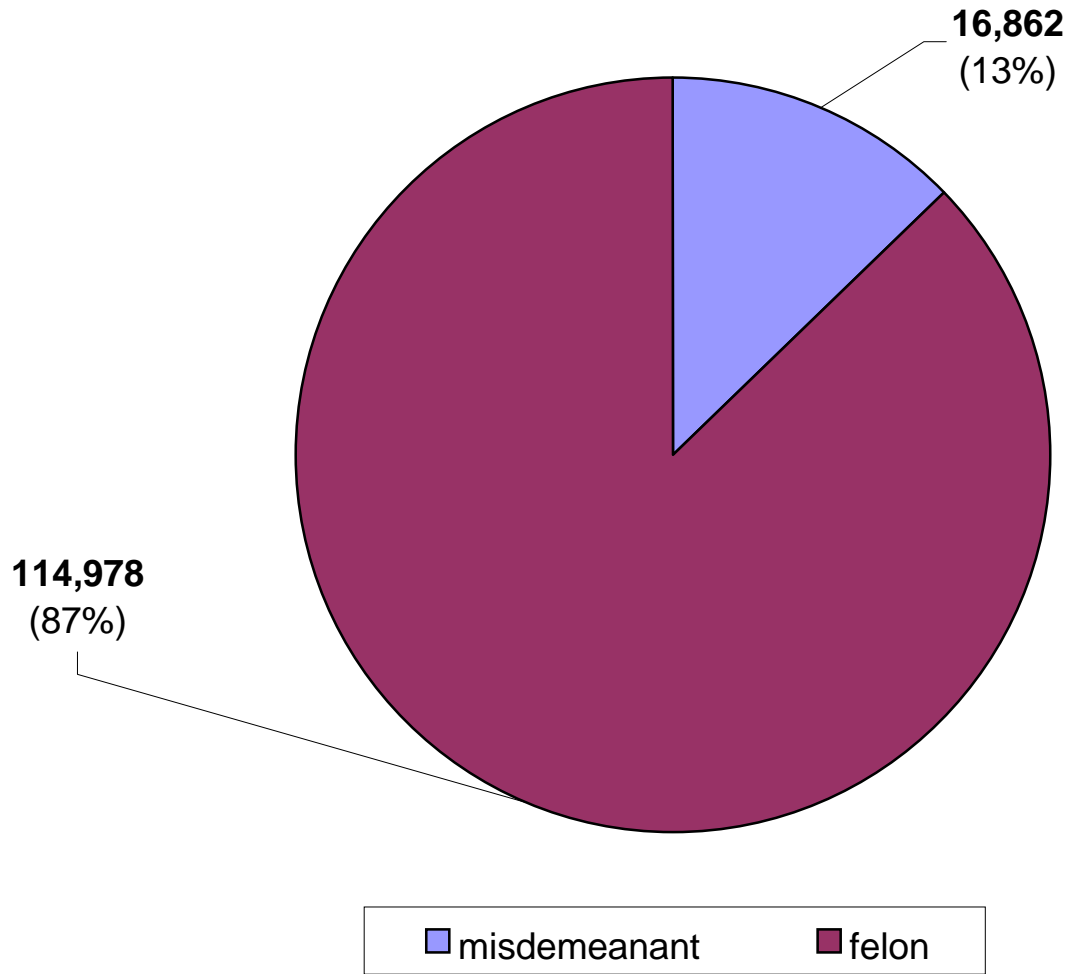
Active Probationers By Case Type



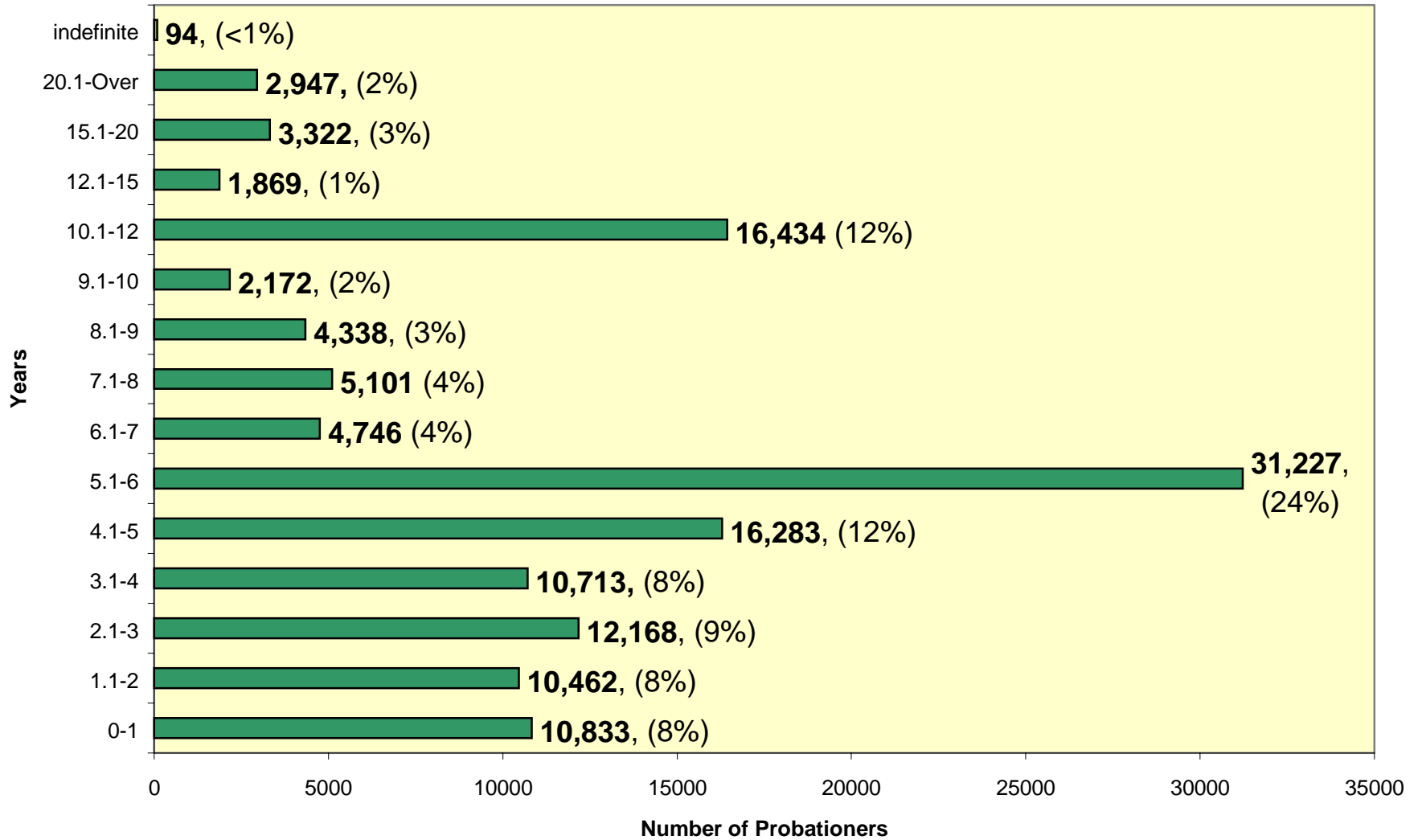
Active Probationers By First Offender Status



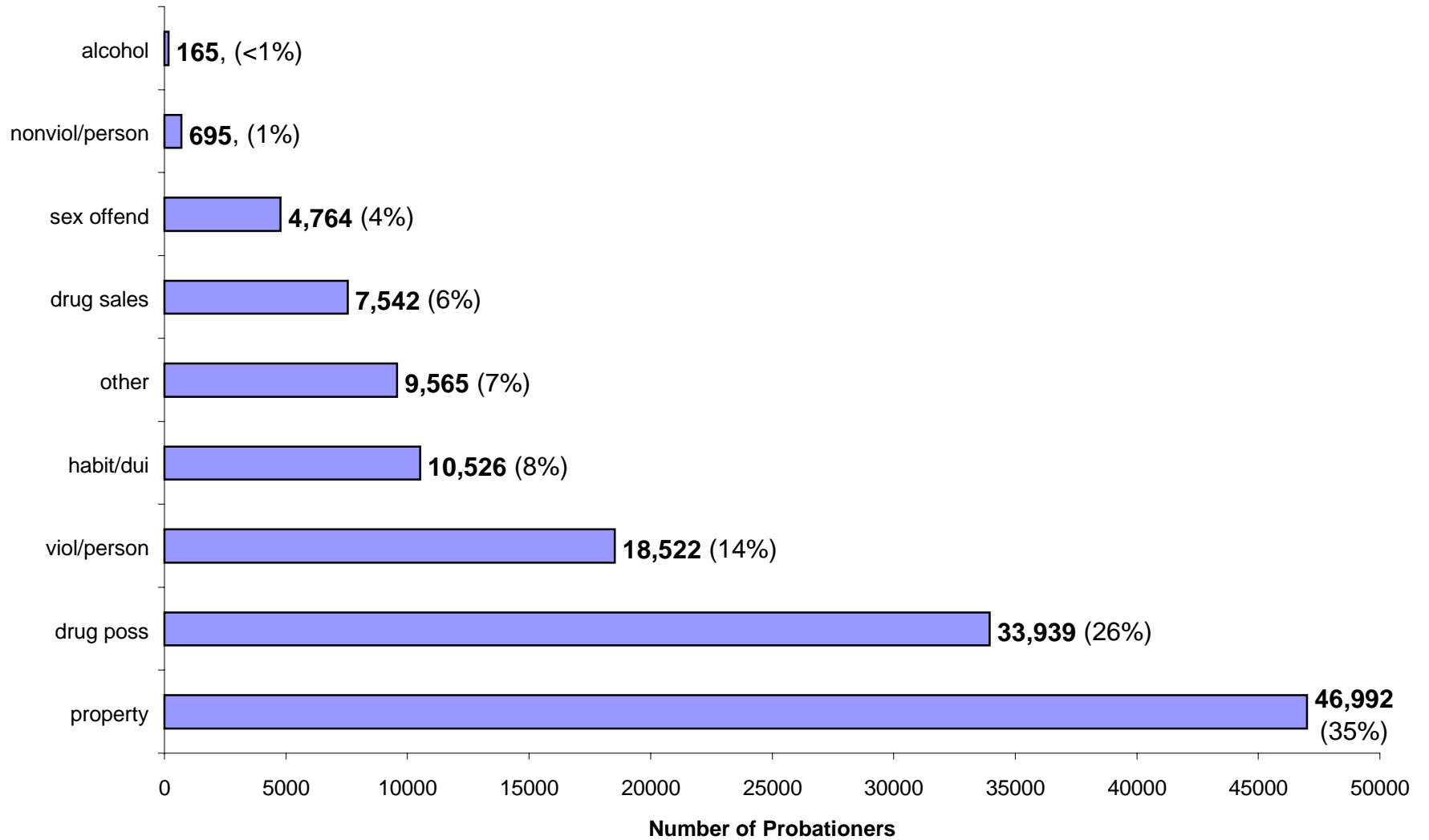
Active Probationers By Sentence Type



Active Probationers By Sentence Length



Active Probationers by Crime Type



Probationer Statistical Profile

Table of contents for Active & admin probationers, not in facilities

Title	Page
-----	----
RACE AND SEX	2
CURRENT SUPERVISION TYPE	3
ORIGINAL SUPERVISION TYPE	4
TOTAL RISK SCORE	5
TOTAL NEED SCORE	6
COUNTY OF CONVICTION	7
CIRCUIT OF CONVICTION	12
CIRCUIT OF CURRENT SUPERVISION	14
SENTENCE LENGTH	16
TIME SERVED	17
TIME LEFT TO SERVE	18
CASE TYPE	19
RELEASE TYPE	20
FIRST OFFENDER STATUS	21
TYPE PROBATIONER	22
MOST SERIOUS CRIME BY GROUP	23
MOST SERIOUS OFFENSE	24
MOST SERIOUS CRIME TYPE	35

Probationer Statistical Profile

Sample: Active & admin probationers, not in facilities Requestor: Statistics
 Act probationers 11/22/2000

RACE AND SEX by current age & sex

RACE AND SEX	M e n					W o m e n					Grand Total %
	age 00-21 %	age 22-39 %	age 40-98 %	age UNKWN %	Men Total %	age 00-21 %	age 22-39 %	age 40-98 %	age UNKWN %	Women Total %	
WHITE MALE	6188 46	28624 46	14249 50	121 68	49182 47	0 0	0 0	0 0	0 0	0 0	49182 37
NON WHITE MALE	7305 54	33731 54	14197 50	58 32	55291 53	0 0	0 0	0 0	0 0	0 0	55291 42
WHITE FEMALE	0 0	0 0	0 0	0 0	0 0	1362 47	8453 47	3831 52	16 67	13662 48	13662 10
NON WHITE FEMALE	0 0	0 0	0 0	0 0	0 0	1543 53	9529 53	3494 48	8 33	14574 52	14574 11
Total reported	13493	62355	28446	179	104473	2905	17982	7325	24	28236	132709
Percent Reported	100.0	100.0	100.0	100.0	100.0	100.0	100.0	100.0	100.0	100.0	100.0
NOT REPORTED	0	0	1	0	1	0	0	0	0	0	1
Total	13493	62355	28447	179	104474	2905	17982	7325	24	28236	132710
AVERAGE W-AGE	19.79	29.85	47.52	***	33.37	19.83	30.46	46.21	***	33.45	33.39

*** Average age excludes missing dates of birth

Probationer Statistical Profile

Sample: Active & admin probationers, not in facilities
Act probationers 11/22/2000

Requestor: Statistics

CURRENT SUPERVISION TYPE by current age & sex

SUPERVISION TYPE	Men							Women							Grand Total %
	age 00-21 %	age 22-39 %	age 40-98 %	age UNKWN %	Men Total %	age 00-21 %	age 22-39 %	age 40-98 %	age UNKWN %	Women Total %					
UNSUPERVISED	318 2	4299 7	2368 8	10 6	6995 7	65 2	1111 6	595 8	3 13	1774 6	8769 7				
WARRANT	1 0	3 0	0 0	0 0	4 0	0 0	0 0	0 0	0 0	0 0	4 0				
BC AFTERCARE	0 0	0 0	0 0	0 0	0 0	0 0	0 0	0 0	0 0	0 0	0 0				
HOME CONFINEMENT	2 0	2 0	1 0	0 0	5 0	0 0	1 0	1 0	0 0	2 0	7 0				
INTENSIVE	918 7	2779 4	915 3	10 6	4622 4	112 4	694 4	213 3	2 8	1021 4	5643 4				
MAXIMUM	694 5	3817 6	1806 6	14 8	6331 6	72 2	609 3	212 3	0 0	893 3	7224 5				
HIGH	1633 12	7906 13	3483 12	19 11	13041 12	199 7	1557 9	570 8	1 4	2327 8	15368 12				
MEDIUM	0 0	0 0	0 0	0 0	0 0	0 0	0 0	0 0	0 0	0 0	0 0				
STANDARD	8191 61	29865 48	13019 46	99 55	51174 49	2171 75	10948 61	4249 58	17 71	17385 62	68559 52				
ADMINISTRATIVE	1546 11	12498 20	6238 22	26 15	20308 19	264 9	2817 16	1374 19	1 4	4456 16	24764 19				
FINANCIAL	1 0	18 0	66 0	0 0	85 0	0 0	1 0	0 0	0 0	1 0	86 0				
OBSOLETE CODES	0 0	0 0	0 0	0 0	0 0	0 0	0 0	0 0	0 0	0 0	0 0				
UNCLASSIFIED	189 1	1168 2	551 2	1 1	1909 2	22 1	244 1	111 2	0 0	377 1	2286 2				
Total reported	13493	62355	28447	179	104474	2905	17982	7325	24	28236	132710				
Percent Reported	100.0	100.0	100.0	100.0	100.0	100.0	100.0	100.0	100.0	100.0	100.0				
NOT REPORTED	0	0	0	0	0	0	0	0	0	0	0				
Total	13493	62355	28447	179	104474	2905	17982	7325	24	28236	132710				

* NOTE: IN MARCH, 1994 COMMUNITY CORRECTIONS REDEFINED THEIR TYPES. MEDIUM AND MINIMUM WERE COLLAPSED INTO STANDARD AND MAXIMUM WAS COMBINED WITH HIGH

Probationer Statistical Profile

Sample: Active & admin probationers, not in facilities
Act probationers 11/22/2000

Requestor: Statistics

ORIGINAL SUPERVISION TYPE by current age & sex

SUPERVISION TYPE	Men				Women				Grand Total	%												
	age 00-21	age 22-39	age 40-98	age UNKWN	Men Total	age 00-21	age 22-39	age 40-98			age UNKWN	Women Total										
UNSUPERVISED	0	0	3	0	6	0	0	0	0	9	0	0	0	0	0	0	9	0				
WARRANT	0	0	2	0	1	0	0	0	0	3	0	0	0	0	0	0	3	0				
BC AFTERCARE	0	0	65	0	1	0	0	0	0	66	0	0	0	0	0	0	66	0				
HOME CONFINEMENT	3	0	21	0	6	0	0	0	0	30	0	3	0	2	0	5	35	0				
INTENSIVE	1234	9	5149	8	2081	7	25	14	8489	8	137	5	1325	7	555	8	3	13	2020	7	10509	8
MAXIMUM	630	5	4517	7	2643	9	19	11	7809	7	78	3	721	4	319	4	0	0	1118	4	8927	7
HIGH	1679	12	10167	16	4894	17	24	13	16764	16	226	8	2111	12	910	12	2	8	3249	12	20013	15
MEDIUM	2	0	656	1	470	2	0	0	1128	1	0	0	173	1	169	2	0	0	342	1	1470	1
STANDARD	8812	65	31592	51	13538	48	95	53	54037	52	2319	80	11714	65	4425	60	18	75	18476	65	72513	55
ADMINISTRATIVE	748	6	5450	9	2583	9	10	6	8791	8	110	4	1001	6	495	7	1	4	1607	6	10398	8
FINANCIAL	1	0	24	0	72	0	0	0	97	0	0	0	1	0	1	0	0	0	2	0	99	0
OBSOLETE CODES	0	0	0	0	0	0	0	0	0	0	0	0	0	0	0	0	0	0	0	0	0	0
UNCLASSIFIED	384	3	4709	8	2152	8	6	3	7251	7	35	1	933	5	449	6	0	0	1417	5	8668	7
Total reported	13493		62355		28447		179		104474		2905		17982		7325		24		28236		132710	
Percent Reported	100.0		100.0		100.0		100.0		100.0		100.0		100.0		100.0		100.0		100.0		100.0	
NOT REPORTED	0		0		0		0		0		0		0		0		0		0		0	
Total	13493		62355		28447		179		104474		2905		17982		7325		24		28236		132710	

* NOTE: IN MARCH, 1994 COMMUNITY CORRECTIONS REDEFINED THEIR TYPES. MEDIUM AND MINIMUM WERE COLLAPSED INTO STANDARD AND MAXIMUM WAS COMBINED WITH HIGH

Probationer Statistical Profile

Sample: Active & admin probationers, not in facilities
Act probationers 11/22/2000

Requestor: Statistics

TOTAL RISK SCORE by current age & sex

SCORE	M e n					W o m e n					Grand Total %
	age 00-21 %	age 22-39 %	age 40-98 %	age UNKWN %	Men Total %	age 00-21 %	age 22-39 %	age 40-98 %	age UNKWN %	Women Total %	
< 00 (ADMIN.)	0 0	0 0	0 0	0 0	0 0	0 0	1 0	0 0	0 0	1 0	1 0
00-07 (MINIMUM)	0 0	252 0	264 1	0 0	516 1	1 0	97 1	138 2	0 0	236 1	752 1
08-14 (MEDIUM)	1 0	705 1	434 2	0 0	1140 1	0 0	187 1	142 2	0 0	329 1	1469 1
15-24 (HIGH)	2 0	922 2	772 3	0 0	1696 2	0 0	188 1	151 2	0 0	339 1	2035 2
25 & OVER (MAXIMUM)	2 0	770 1	619 2	0 0	1391 1	2 0	87 1	64 1	0 0	153 1	1544 1
NO SCORE, DIRECT ASG	13274100	54247 95	23765 92	178100	91464 95	2877100	16134 97	6185 93	24100	25220 96	116684 95
Total reported	13279	56896	25854	178	96207	2880	16694	6680	24	26278	122485
Percent Reported	98.4	91.2	90.9	99.4	92.1	99.1	92.8	91.2	100.0	93.1	92.3
NOT REPORTED	214	5459	2593	1	8267	25	1288	645	0	1958	10225
Total	13493	62355	28447	179	104474	2905	17982	7325	24	28236	132710

* NOTE: IN MARCH, 1990 THE CATEGORIES "DIRECT ASSIGNMENT TO SUPERVISION LEVEL" AND "NEGATIVE SCORES, ADMINISTRATIVE LEVEL" WERE ADDED TO RISK & NEED

Probationer Statistical Profile

Sample: Active & admin probationers, not in facilities
Act probationers 11/22/2000

Requestor: Statistics

TOTAL NEED SCORE by current age & sex

SCORE	M e n					W o m e n					Grand Total %
	age 00-21 %	age 22-39 %	age 40-98 %	age UNKWN %	Men Total %	age 00-21 %	age 22-39 %	age 40-98 %	age UNKWN %	Women Total %	
< 00 (ADMIN.)	0 0	5 0	8 0	0 0	13 0	0 0	7 0	4 0	0 0	11 0	24 0
00-07 (MINIMUM)	1 0	531 1	396 2	0 0	928 1	1 0	132 1	121 2	0 0	254 1	1182 1
08-14 (MEDIUM)	1 0	1017 2	775 3	0 0	1793 2	1 0	197 1	173 3	0 0	371 1	2164 2
15-24 (HIGH)	3 0	936 2	751 3	0 0	1690 2	1 0	185 1	162 2	0 0	348 1	2038 2
25 & OVER (MAXIMUM)	0 0	160 0	159 1	0 0	319 0	0 0	39 0	35 1	0 0	74 0	393 0
NO SCORE, DIRECT ASG	13274100	54247 95	23765 92	178100	91464 95	2877100	16134 97	6185 93	24100	25220 96	116684 95
Total reported	13279	56896	25854	178	96207	2880	16694	6680	24	26278	122485
Percent Reported	98.4	91.2	90.9	99.4	92.1	99.1	92.8	91.2	100.0	93.1	92.3
NOT REPORTED	214	5459	2593	1	8267	25	1288	645	0	1958	10225
Total	13493	62355	28447	179	104474	2905	17982	7325	24	28236	132710

* NOTE: IN MARCH, 1990 THE CATEGORIES "DIRECT ASSIGNMENT TO SUPERVISION LEVEL" AND "NEGATIVE SCORES, ADMINISTRATIVE LEVEL" WERE ADDED TO RISK & NEED

Probationer Statistical Profile

Sample: Active & admin probationers, not in facilities
Act probationers 11/22/2000

Requestor: Statistics

COUNTY OF CONVICTION by current age & sex

COUNTY	M e n							W o m e n							Grand Total %							
	age 00-21	%	age 22-39	%	age 40-98	%	UNKWN	Men Total %	age 00-21	%	age 22-39	%	age 40-98	%		UNKWN	Women Total %					
APPLING COUNTY	44	0	132	0	66	0	0	0	242	0	4	0	29	0	17	0	0	0	50	0	292	0
ATKINSON COUNTY	9	0	82	0	58	0	0	0	149	0	3	0	20	0	9	0	0	0	32	0	181	0
BACON COUNTY	12	0	45	0	19	0	0	0	76	0	1	0	8	0	5	0	0	0	14	0	90	0
BAKER COUNTY	6	0	35	0	21	0	1	1	63	0	1	0	3	0	1	0	0	0	5	0	68	0
BALDWIN COUNTY	140	1	623	1	218	1	0	0	981	1	29	1	175	1	57	1	0	0	261	1	1242	1
BANKS COUNTY	32	0	150	0	85	0	1	1	268	0	7	0	37	0	15	0	0	0	59	0	327	0
BARROW COUNTY	83	1	420	1	208	1	1	1	712	1	18	1	111	1	48	1	0	0	177	1	889	1
BARTOW COUNTY	132	1	922	1	464	2	3	2	1521	1	35	1	274	2	108	1	0	0	417	1	1938	1
BEN HILL COUNTY	29	0	160	0	65	0	1	1	255	0	4	0	38	0	17	0	0	0	59	0	314	0
BERRIEN COUNTY	22	0	153	0	78	0	1	1	254	0	7	0	36	0	18	0	0	0	61	0	315	0
BIBB COUNTY	295	2	1566	3	736	3	3	2	2600	2	77	3	572	3	240	3	0	0	889	3	3489	3
BLECKLEY COUNTY	44	0	134	0	45	0	0	0	223	0	3	0	35	0	13	0	0	0	51	0	274	0
BRANTLEY COUNTY	9	0	54	0	36	0	0	0	99	0	3	0	9	0	8	0	0	0	20	0	119	0
BROOKS COUNTY	52	0	207	0	77	0	2	1	338	0	5	0	41	0	14	0	0	0	60	0	398	0
BRYAN COUNTY	25	0	83	0	44	0	1	1	153	0	3	0	18	0	16	0	1	4	38	0	191	0
BULLOCH COUNTY	234	2	574	1	205	1	2	1	1015	1	56	2	194	1	57	1	0	0	307	1	1322	1
BURKE COUNTY	30	0	126	0	55	0	0	0	211	0	4	0	30	0	8	0	0	0	42	0	253	0
BUTTS COUNTY	34	0	161	0	71	0	0	0	266	0	4	0	29	0	15	0	0	0	48	0	314	0
CALHOUN COUNTY	5	0	76	0	38	0	0	0	119	0	1	0	22	0	9	0	0	0	32	0	151	0
CAMDEN COUNTY	55	0	223	0	79	0	2	1	359	0	4	0	44	0	22	0	0	0	70	0	429	0
CANDLER COUNTY	16	0	75	0	31	0	1	1	123	0	4	0	27	0	8	0	0	0	39	0	162	0
CARROLL COUNTY	95	1	411	1	201	1	3	2	710	1	23	1	141	1	53	1	0	0	217	1	927	1
CATOOSA COUNTY	87	1	327	1	119	0	0	0	533	1	19	1	125	1	46	1	0	0	190	1	723	1
CHARLTON COUNTY	12	0	52	0	27	0	0	0	91	0	2	0	8	0	1	0	0	0	11	0	102	0
CHATHAM COUNTY	375	3	1330	2	648	2	7	4	2360	2	76	3	630	4	250	3	1	4	957	3	3317	2
CHATTAHOOCHEE COUNTY	3	0	14	0	8	0	0	0	25	0	1	0	2	0	4	0	0	0	7	0	32	0
CHATTOOGA COUNTY	48	0	218	0	107	0	0	0	373	0	10	0	59	0	30	0	0	0	99	0	472	0
CHEROKEE COUNTY	213	2	748	1	330	1	5	3	1296	1	45	2	206	1	95	1	1	4	347	1	1643	1
CLARKE COUNTY	277	2	768	1	292	1	3	2	1340	1	67	2	231	1	69	1	0	0	367	1	1707	1
CLAY COUNTY	11	0	44	0	17	0	0	0	72	0	1	0	10	0	7	0	0	0	18	0	90	0
CLAYTON COUNTY	284	2	849	1	377	1	1	1	1511	1	87	3	403	2	126	2	0	0	616	2	2127	2
CLINCH COUNTY	11	0	108	0	66	0	0	0	185	0	1	0	22	0	12	0	0	0	35	0	220	0
COBB COUNTY	969	7	5238	8	2302	8	18	10	8527	8	249	9	1537	9	644	9	2	8	2432	9	10959	8
COFFEE COUNTY	40	0	229	0	112	0	1	1	382	0	9	0	86	0	27	0	0	0	122	0	504	0
COLQUITT COUNTY	122	1	556	1	218	1	3	2	899	1	16	1	103	1	56	1	1	4	176	1	1075	1

(continued)

Probationer Statistical Profile

Sample: Active & admin probationers, not in facilities
Act probationers 11/22/2000

Requestor: Statistics

COUNTY OF CONVICTION by current age & sex (CONTINUED)

COUNTY	Men							Women							Grand Total	%						
	age 00-21	%	age 22-39	%	age 40-98	%	UNKWN	Men Total	%	age 00-21	%	age 22-39	%	age 40-98			%	UNKWN	Women Total	%		
COLUMBIA COUNTY	113	1	384	1	149	1	0	0	646	1	23	1	98	1	53	1	0	0	174	1	820	1
COOK COUNTY	31	0	281	0	126	0	0	0	438	0	5	0	74	0	29	0	0	0	108	0	546	0
COWETA COUNTY	104	1	452	1	212	1	3	2	771	1	38	1	177	1	52	1	1	4	268	1	1039	1
CRAWFORD COUNTY	19	0	61	0	19	0	0	0	99	0	2	0	10	0	6	0	0	0	18	0	117	0
CRISP COUNTY	52	0	228	0	126	0	2	1	408	0	12	0	76	0	32	0	0	0	120	0	528	0
DADE COUNTY	15	0	98	0	49	0	0	0	162	0	0	0	41	0	10	0	0	0	51	0	213	0
DAWSON COUNTY	14	0	65	0	45	0	0	0	124	0	2	0	19	0	7	0	0	0	28	0	152	0
DECATUR COUNTY	40	0	315	1	156	1	1	1	512	0	8	0	85	0	38	1	0	0	131	0	643	0
DEKALB COUNTY	808	6	2793	4	1222	4	4	2	4827	5	180	6	852	5	297	4	1	4	1330	5	6157	5
DODGE COUNTY	46	0	176	0	107	0	2	1	331	0	11	0	61	0	25	0	0	0	97	0	428	0
DOOLY COUNTY	19	0	94	0	48	0	0	0	161	0	2	0	27	0	8	0	0	0	37	0	198	0
DOUGHERTY COUNTY	270	2	2017	3	884	3	2	1	3173	3	73	3	604	3	228	3	1	4	906	3	4079	3
DOUGLAS COUNTY	342	3	1580	3	811	3	2	1	2735	3	68	2	479	3	204	3	1	4	752	3	3487	3
EARLY COUNTY	42	0	145	0	76	0	2	1	265	0	3	0	40	0	22	0	0	0	65	0	330	0
ECHOLS COUNTY.	7	0	23	0	17	0	0	0	47	0	0	0	2	0	1	0	0	0	3	0	50	0
EFFINGHAM COUNTY	125	1	306	0	144	1	0	0	575	1	20	1	112	1	35	0	0	0	167	1	742	1
ELBERT COUNTY	27	0	263	0	125	0	0	0	415	0	5	0	66	0	27	0	0	0	98	0	513	0
EMANUEL COUNTY	32	0	119	0	42	0	0	0	193	0	5	0	31	0	16	0	1	4	53	0	246	0
EVANS COUNTY	16	0	48	0	24	0	0	0	88	0	3	0	13	0	1	0	0	0	17	0	105	0
FANNIN COUNTY	36	0	191	0	115	0	1	1	343	0	11	0	75	0	29	0	0	0	115	0	458	0
FAYETTE COUNTY	108	1	338	1	119	0	1	1	566	1	21	1	140	1	55	1	0	0	216	1	782	1
FLOYD COUNTY	118	1	810	1	437	2	1	1	1366	1	43	1	261	1	108	1	0	0	412	1	1778	1
FORSYTH COUNTY	68	1	359	1	177	1	1	1	605	1	16	1	112	1	54	1	1	4	183	1	788	1
FRANKLIN COUNTY	22	0	216	0	104	0	1	1	343	0	4	0	45	0	16	0	0	0	65	0	408	0
FULTON COUNTY	951	7	5041	8	2339	8	4	2	8335	8	98	3	1038	6	502	7	1	4	1639	6	9974	8
GILMER COUNTY	62	0	283	0	163	1	1	1	509	0	14	0	88	0	56	1	0	0	158	1	667	1
GLASCOCK COUNTY	2	0	11	0	2	0	0	0	15	0	0	0	2	0	0	0	0	0	2	0	17	0
GLYNN COUNTY	192	1	723	1	359	1	2	1	1276	1	57	2	226	1	83	1	0	0	366	1	1642	1
GORDON COUNTY	66	0	562	1	266	1	1	1	895	1	23	1	194	1	68	1	0	0	285	1	1180	1
GRADY COUNTY	35	0	191	0	106	0	0	0	332	0	2	0	48	0	16	0	0	0	66	0	398	0
GREENE COUNTY	47	0	172	0	76	0	0	0	295	0	4	0	28	0	15	0	0	0	47	0	342	0
GWINNETT COUNTY	945	7	4158	7	1591	6	12	7	6706	6	284	10	1112	6	437	6	2	8	1835	6	8541	6
HABERSHAM COUNTY	29	0	103	0	80	0	0	0	212	0	11	0	34	0	12	0	0	0	57	0	269	0
HALL COUNTY	118	1	627	1	331	1	4	2	1080	1	39	1	231	1	94	1	0	0	364	1	1444	1
HANCOCK COUNTY	19	0	68	0	28	0	0	0	115	0	3	0	8	0	5	0	0	0	16	0	131	0

(continued)

Probationer Statistical Profile

Sample: Active & admin probationers, not in facilities
Act probationers 11/22/2000

Requestor: Statistics

COUNTY OF CONVICTION by current age & sex (CONTINUED)

COUNTY	Men							Women							Grand Total	%						
	age 00-21	%	age 22-39	%	age 40-98	%	UNKWN	Men Total	%	age 00-21	%	age 22-39	%	age 40-98			%	UNKWN	Women Total	%		
HARALSON COUNTY	31	0	205	0	148	1	2	1	386	0	7	0	44	0	20	0	0	0	71	0	457	0
HARRIS COUNTY	28	0	114	0	56	0	0	0	198	0	4	0	19	0	17	0	0	0	40	0	238	0
HART COUNTY	29	0	171	0	74	0	2	1	276	0	1	0	38	0	22	0	0	0	61	0	337	0
HEARD COUNTY	15	0	48	0	43	0	0	0	106	0	2	0	18	0	7	0	0	0	27	0	133	0
HENRY COUNTY	165	1	638	1	235	1	3	2	1041	1	32	1	165	1	67	1	0	0	264	1	1305	1
HOUSTON COUNTY	160	1	593	1	229	1	1	1	983	1	24	1	187	1	69	1	0	0	280	1	1263	1
IRWIN COUNTY	22	0	76	0	36	0	1	1	135	0	2	0	10	0	2	0	0	0	14	0	149	0
JACKSON COUNTY	55	0	252	0	154	1	0	0	461	0	10	0	92	1	35	0	1	4	138	0	599	0
JASPER COUNTY	20	0	53	0	37	0	0	0	110	0	1	0	11	0	6	0	0	0	18	0	128	0
JEFF DAVIS COUNTY	23	0	114	0	60	0	3	2	200	0	1	0	25	0	10	0	0	0	36	0	236	0
JEFFERSON COUNTY	69	1	195	0	113	0	2	1	379	0	7	0	48	0	22	0	0	0	77	0	456	0
JENKINS COUNTY	19	0	70	0	29	0	0	0	118	0	3	0	9	0	6	0	0	0	18	0	136	0
JOHNSON COUNTY	34	0	97	0	32	0	0	0	163	0	0	0	16	0	9	0	0	0	25	0	188	0
JONES COUNTY	55	0	249	0	106	0	1	1	411	0	6	0	41	0	28	0	0	0	75	0	486	0
LAMAR COUNTY	17	0	183	0	61	0	1	1	262	0	8	0	30	0	10	0	0	0	48	0	310	0
LANIER COUNTY	9	0	116	0	40	0	0	0	165	0	3	0	28	0	11	0	0	0	42	0	207	0
LAURENS COUNTY	64	0	362	1	175	1	2	1	603	1	8	0	77	0	26	0	1	4	112	0	715	1
LEE COUNTY	52	0	241	0	132	0	0	0	425	0	10	0	42	0	17	0	0	0	69	0	494	0
LIBERTY COUNTY	47	0	200	0	41	0	3	2	291	0	8	0	79	0	26	0	0	0	113	0	404	0
LINCOLN COUNTY	13	0	49	0	31	0	0	0	93	0	0	0	9	0	7	0	0	0	16	0	109	0
LONG COUNTY	11	0	32	0	19	0	1	1	63	0	1	0	8	0	6	0	0	0	15	0	78	0
LOWNDES COUNTY	246	2	972	2	377	1	2	1	1597	2	48	2	267	1	96	1	0	0	411	1	2008	2
LUMPKIN COUNTY	23	0	129	0	63	0	1	1	216	0	1	0	48	0	23	0	0	0	72	0	288	0
MACON COUNTY	32	0	184	0	121	0	0	0	337	0	4	0	40	0	21	0	0	0	65	0	402	0
MADISON COUNTY	31	0	213	0	110	0	3	2	357	0	4	0	52	0	17	0	0	0	73	0	430	0
MARION COUNTY	15	0	45	0	24	0	0	0	84	0	2	0	2	0	6	0	0	0	10	0	94	0
MCDUFFIE COUNTY	15	0	152	0	88	0	0	0	255	0	6	0	46	0	16	0	0	0	68	0	323	0
MCINTOSH COUNTY	16	0	79	0	51	0	0	0	146	0	1	0	19	0	14	0	0	0	34	0	180	0
MERIWETHER COUNTY	74	1	179	0	112	0	1	1	366	0	13	0	45	0	29	0	1	4	88	0	454	0
MILLER COUNTY	18	0	64	0	31	0	0	0	113	0	6	0	18	0	10	0	0	0	34	0	147	0
MITCHELL COUNTY	68	1	376	1	163	1	0	0	607	1	18	1	89	0	33	0	0	0	140	0	747	1
MONROE COUNTY	33	0	190	0	73	0	1	1	297	0	8	0	48	0	21	0	0	0	77	0	374	0
MONTGOMERY COUNTY	16	0	72	0	28	0	0	0	116	0	3	0	18	0	8	0	0	0	29	0	145	0
MORGAN COUNTY	26	0	175	0	73	0	1	1	275	0	6	0	23	0	10	0	0	0	39	0	314	0
MURRAY COUNTY	34	0	192	0	71	0	0	0	297	0	3	0	54	0	13	0	0	0	70	0	367	0

(continued)

Probationer Statistical Profile

Sample: Active & admin probationers, not in facilities Requestor: Statistics
Act probationers 11/22/2000

COUNTY OF CONVICTION by current age & sex (CONTINUED)

COUNTY	Men								Women								Grand Total	%				
	age 00-21	%	age 22-39	%	age 40-98	%	UNKWN	%	Total	%	age 00-21	%	age 22-39	%	age 40-98	%			UNKWN	%	Total	%
MUSCOGEE COUNTY	278	2	1434	2	662	2	2	1	2376	2	71	2	496	3	206	3	0	0	773	3	3149	2
NEWTON COUNTY	81	1	774	1	390	1	2	1	1247	1	24	1	207	1	75	1	1	4	307	1	1554	1
OCONEE COUNTY	15	0	76	0	39	0	0	0	130	0	3	0	20	0	2	0	0	0	25	0	155	0
OGLETHORPE COUNTY	21	0	116	0	61	0	1	1	199	0	1	0	16	0	13	0	0	0	30	0	229	0
PAULDING COUNTY	108	1	391	1	221	1	5	3	725	1	16	1	84	0	39	1	0	0	139	0	864	1
PEACH COUNTY	19	0	163	0	63	0	0	0	245	0	2	0	30	0	16	0	0	0	48	0	293	0
PICKENS COUNTY	49	0	188	0	112	0	1	1	350	0	7	0	70	0	23	0	0	0	100	0	450	0
PIERCE COUNTY	12	0	57	0	24	0	0	0	93	0	2	0	17	0	3	0	0	0	22	0	115	0
PIKE COUNTY	13	0	49	0	37	0	1	1	100	0	1	0	10	0	5	0	0	0	16	0	116	0
POLK COUNTY	38	0	344	1	187	1	2	1	571	1	4	0	71	0	35	0	0	0	110	0	681	1
PULASKI COUNTY	18	0	71	0	43	0	0	0	132	0	5	0	25	0	10	0	1	4	41	0	173	0
PUTNAM COUNTY	47	0	320	1	144	1	1	1	512	0	10	0	53	0	30	0	0	0	93	0	605	0
QUITMAN COUNTY	4	0	16	0	7	0	0	0	27	0	2	0	8	0	4	0	0	0	14	0	41	0
RABUN COUNTY	31	0	109	0	44	0	1	1	185	0	1	0	14	0	11	0	0	0	26	0	211	0
RANDOLPH COUNTY	16	0	83	0	27	0	0	0	126	0	4	0	24	0	14	0	0	0	42	0	168	0
RICHMOND COUNTY	283	2	1279	2	635	2	1	1	2198	2	96	3	463	3	199	3	0	0	758	3	2956	2
ROCKDALE COUNTY	98	1	375	1	146	1	1	1	620	1	18	1	118	1	59	1	0	0	195	1	815	1
SCHLEY COUNTY	19	0	67	0	31	0	0	0	117	0	0	0	17	0	6	0	0	0	23	0	140	0
SCREVEN COUNTY	61	0	188	0	110	0	0	0	359	0	9	0	71	0	37	1	0	0	117	0	476	0
SEMINOLE COUNTY	29	0	100	0	57	0	1	1	187	0	6	0	26	0	11	0	0	0	43	0	230	0
SPALDING COUNTY	195	1	577	1	273	1	5	3	1050	1	55	2	206	1	79	1	0	0	340	1	1390	1
STEPHENS COUNTY	31	0	141	0	74	0	1	1	247	0	4	0	47	0	15	0	0	0	66	0	313	0
STEWART COUNTY	11	0	91	0	60	0	0	0	162	0	1	0	14	0	9	0	0	0	24	0	186	0
SUMTER COUNTY	161	1	698	1	369	1	1	1	1229	1	27	1	215	1	96	1	0	0	338	1	1567	1
TALBOT COUNTY	7	0	35	0	12	0	0	0	54	0	0	0	3	0	3	0	0	0	6	0	60	0
TALIAFERRO COUNTY	1	0	9	0	5	0	0	0	15	0	0	0	1	0	1	0	0	0	2	0	17	0
TATNALL COUNTY	12	0	101	0	51	0	1	1	165	0	1	0	16	0	11	0	0	0	28	0	193	0
TAYLOR COUNTY	15	0	56	0	29	0	0	0	100	0	3	0	11	0	0	0	0	0	14	0	114	0
TELFAIR COUNTY	42	0	144	0	61	0	0	0	247	0	7	0	33	0	17	0	0	0	57	0	304	0
TERRELL COUNTY	43	0	170	0	56	0	1	1	270	0	9	0	52	0	16	0	0	0	77	0	347	0
THOMAS COUNTY	148	1	633	1	245	1	1	1	1027	1	22	1	141	1	51	1	0	0	214	1	1241	1
TIFT COUNTY	70	1	398	1	183	1	1	1	652	1	17	1	103	1	37	1	1	4	158	1	810	1
TOOMBS COUNTY	68	1	270	0	121	0	2	1	461	0	30	1	96	1	48	1	0	0	174	1	635	0
TOWNS COUNTY	13	0	53	0	18	0	0	0	84	0	0	0	15	0	5	0	0	0	20	0	104	0
TREUTLEN COUNTY	13	0	81	0	39	0	2	1	135	0	1	0	12	0	7	0	0	0	20	0	155	0

(continued)

Probationer Statistical Profile

Sample: Active & admin probationers, not in facilities
Act probationers 11/22/2000

Requestor: Statistics

COUNTY OF CONVICTION by current age & sex (CONTINUED)

COUNTY	Men							Women							Grand Total %
	age 00-21 %	age 22-39 %	age 40-98 %	age UNKWN %	Men Total %	age 00-21 %	age 22-39 %	age 40-98 %	age UNKWN %	Women Total %					
TROUP COUNTY	129 1	432 1	208 1	1 1	770 1	42 1	172 1	69 1	0 0	283 1	1053 1				
TURNER COUNTY	19 0	97 0	41 0	0 0	157 0	3 0	15 0	10 0	0 0	28 0	185 0				
TWIGGS COUNTY	7 0	81 0	36 0	1 1	125 0	1 0	17 0	10 0	0 0	28 0	153 0				
UNION COUNTY	18 0	78 0	40 0	0 0	136 0	6 0	22 0	12 0	0 0	40 0	176 0				
UPSON COUNTY	67 0	163 0	61 0	0 0	291 0	13 0	56 0	20 0	3 13	92 0	383 0				
WALKER COUNTY	63 0	361 1	170 1	1 1	595 1	10 0	104 1	33 0	0 0	147 1	742 1				
WALTON COUNTY	74 1	641 1	297 1	1 1	1013 1	17 1	141 1	51 1	0 0	209 1	1222 1				
WARE COUNTY	51 0	262 0	123 0	0 0	436 0	15 1	93 1	33 0	0 0	141 0	577 0				
WARREN COUNTY	12 0	45 0	21 0	1 1	79 0	0 0	5 0	2 0	0 0	7 0	86 0				
WASHINGTON COUNTY	47 0	203 0	96 0	0 0	346 0	12 0	63 0	33 0	0 0	108 0	454 0				
WAYNE COUNTY	24 0	150 0	75 0	0 0	249 0	4 0	47 0	26 0	0 0	77 0	326 0				
WEBSTER COUNTY	4 0	34 0	25 0	0 0	63 0	0 0	6 0	0 0	0 0	6 0	69 0				
WHEELER COUNTY	3 0	44 0	26 0	0 0	73 0	1 0	8 0	9 0	0 0	18 0	91 0				
WHITE COUNTY	18 0	105 0	64 0	0 0	187 0	4 0	36 0	14 0	0 0	54 0	241 0				
WHITFIELD COUNTY	181 1	817 1	322 1	0 0	1320 1	40 1	264 1	87 1	0 0	391 1	1711 1				
WILCOX COUNTY	11 0	51 0	18 0	1 1	81 0	1 0	9 0	1 0	0 0	11 0	92 0				
WILKES COUNTY	18 0	86 0	48 0	0 0	152 0	2 0	15 0	7 0	0 0	24 0	176 0				
WILKINSON COUNTY	27 0	76 0	41 0	0 0	144 0	3 0	19 0	9 0	0 0	31 0	175 0				
WORTH COUNTY	36 0	189 0	95 0	0 0	320 0	8 0	36 0	21 0	0 0	65 0	385 0				
OUT OF STATE	233 2	1502 2	565 2	1 1	2301 2	34 1	459 3	177 2	0 0	670 2	2971 2				
Total reported	13492	62348	28442	179	104461	2905	17981	7323	24	28233	132694				
Percent Reported	100.0	100.0	100.0	100.0	100.0	100.0	100.0	100.0	100.0	100.0	100.0				
NOT REPORTED	1	7	5	0	13	0	1	2	0	3	16				
Total	13493	62355	28447	179	104474	2905	17982	7325	24	28236	132710				

Probationer Statistical Profile

Sample: Active & admin probationers, not in facilities
Act probationers 11/22/2000

Requestor: Statistics

CIRCUIT OF CONVICTION by current age & sex

CIRCUIT	Men								Women								Grand Total	%				
	age 00-21	%	age 22-39	%	age 40-98	%	UNKWN	%	Total	%	age 00-21	%	age 22-39	%	age 40-98	%			UNKWN	%	Total	%
ALAPAHA CIRCUIT	83	1	741	1	368	1	1	1	1193	1	20	1	180	1	79	1	0	0	279	1	1472	1
ALCOVY CIRCUIT	155	1	1420	2	692	2	3	2	2270	2	41	1	350	2	127	2	1	4	519	2	2789	2
ATLANTA CIRCUIT	951	7	5041	8	2339	8	4	2	8335	8	98	3	1038	6	502	7	1	4	1639	6	9974	8
ATLANTIC CIRCUIT	127	1	543	1	230	1	6	3	906	1	17	1	153	1	74	1	1	4	245	1	1151	1
AUGUSTA CIRCUIT	426	3	1789	3	839	3	1	1	3055	3	123	4	591	3	260	4	0	0	974	3	4029	3
BLUE RIDGE CIRCUIT	213	2	748	1	330	1	5	3	1296	1	45	2	206	1	95	1	1	4	347	1	1643	1
BRUNSWICK CIRCUIT	338	3	1342	2	639	2	7	4	2326	2	70	2	371	2	158	2	0	0	599	2	2925	2
CHATTAHOOCHEE CIRCUIT	346	3	1698	3	791	3	2	1	2837	3	81	3	533	3	236	3	0	0	850	3	3687	3
CHEROKEE CIRCUIT	198	1	1484	2	730	3	4	2	2416	2	58	2	468	3	176	2	0	0	702	2	3118	2
CLAYTON CIRCUIT	284	2	848	1	376	1	1	1	1509	1	86	3	402	2	126	2	0	0	614	2	2123	2
COBB CIRCUIT	969	7	5238	8	2302	8	18	10	8527	8	249	9	1537	9	644	9	2	8	2432	9	10959	8
CONASAUGA CIRCUIT	215	2	1009	2	393	1	0	0	1617	2	43	1	318	2	100	1	0	0	461	2	2078	2
CORDELE CIRCUIT	111	1	533	1	257	1	4	2	905	1	19	1	150	1	58	1	0	0	227	1	1132	1
COWETA CIRCUIT	417	3	1522	2	776	3	8	5	2723	3	118	4	553	3	210	3	2	8	883	3	3606	3
DOUGHERTY CIRCUIT	270	2	2017	3	884	3	2	1	3173	3	73	3	604	3	228	3	1	4	906	3	4079	3
DUBLIN CIRCUIT	118	1	621	1	282	1	5	3	1026	1	10	0	122	1	52	1	1	4	185	1	1211	1
EASTERN CIRCUIT	375	3	1330	2	648	2	7	4	2360	2	76	3	630	4	250	3	1	4	957	3	3317	3
FLINT CIRCUIT	119	1	819	1	322	1	3	2	1263	1	22	1	189	1	86	1	0	0	297	1	1560	1
GRIFFIN CIRCUIT	383	3	1127	2	490	2	7	4	2007	2	90	3	412	2	159	2	3	13	664	2	2671	2
GWINNETT CIRCUIT	945	7	4158	7	1591	6	12	7	6706	6	284	10	1112	6	437	6	2	8	1835	7	8541	6
HOUSTON CIRCUIT	160	1	593	1	229	1	1	1	983	1	24	1	187	1	69	1	0	0	280	1	1263	1
LOOKOUT MOUNTAIN CIR	213	2	1004	2	445	2	1	1	1663	2	39	1	329	2	119	2	0	0	487	2	2150	2
MACON CIRCUIT	333	2	1790	3	818	3	3	2	2944	3	81	3	612	3	262	4	0	0	955	3	3899	3
MIDDLE CIRCUIT	232	2	862	1	403	1	5	3	1502	1	58	2	265	1	127	2	1	4	451	2	1953	1
MOUNTAIN CIRCUIT	91	1	353	1	198	1	2	1	644	1	16	1	95	1	38	1	0	0	149	1	793	1
NORTHEASTERN CIRCUIT	132	1	692	1	376	1	4	2	1204	1	41	1	250	1	101	1	0	0	392	1	1596	1
NORTHERN CIRCUIT	130	1	979	2	474	2	7	4	1590	2	15	1	217	1	95	1	0	0	327	1	1917	1
OCMULGEE CIRCUIT	381	3	1736	3	723	3	3	2	2843	3	62	2	358	2	160	2	0	0	580	2	3423	3
OCONEE CIRCUIT	169	1	641	1	310	1	2	1	1122	1	30	1	180	1	82	1	1	4	293	1	1415	1
OGEECHEE CIRCUIT	439	3	1138	2	488	2	2	1	2067	2	88	3	386	2	135	2	0	0	609	2	2676	2
PATAULA CIRCUIT	163	1	622	1	271	1	4	2	1060	1	31	1	178	1	84	1	0	0	293	1	1353	1
PIEDMONT CIRCUIT	170	1	822	1	447	2	2	1	1441	1	35	1	240	1	98	1	1	4	374	1	1815	1
ROME CIRCUIT	118	1	810	1	437	2	1	1	1366	1	43	1	261	1	108	1	0	0	412	1	1778	1
SOUTH GEORGIA CIRCUIT	154	1	993	2	484	2	2	1	1633	2	30	1	247	1	97	1	0	0	374	1	2007	2
SOUTHERN CIRCUIT	575	4	2391	4	934	3	8	5	3908	4	91	3	554	3	218	3	1	4	864	3	4772	4

(continued)

Probationer Statistical Profile

Sample: Active & admin probationers, not in facilities
Act probationers 11/22/2000

Requestor: Statistics

CIRCUIT OF CONVICTION by current age & sex (CONTINUED)

CIRCUIT	Men					Women					Grand Total	%
	age 00-21	age 22-39	age 40-98	age UNKWN	Men Total	age 00-21	age 22-39	age 40-98	age UNKWN	Women Total		
SOUTHWESTERN CIRCUIT	279	1315	738	1	2333	42	334	149	0	525	2858	2
STONE MOUNTAIN CIRCUIT	808	2793	1222	4	4827	180	852	297	1	1330	6157	5
TALLAPOOSA CIRCUIT	177	940	556	2	1682	27	199	94	0	320	2002	2
TIFTON CIRCUIT	147	760	355	1	1264	30	164	70	1	265	1529	1
TOOMBS CIRCUIT	61	352	195	1	609	8	78	33	0	119	728	1
WAYCROSS CIRCUIT	136	699	341	1	1177	32	221	77	0	330	1507	1
WESTERN CIRCUIT	292	844	331	1	1470	70	251	71	0	392	1862	1
ROCKDALE CIRCUIT	98	375	146	1	620	18	118	59	0	195	815	1
DOUGLAS CIRCUIT	342	1580	811	3	2735	68	479	204	1	752	3487	3
APPALACHIAN CIRCUIT	147	662	390	1	1202	32	233	108	0	373	1575	1
ENOTAH CIRCUIT	72	365	185	1	623	11	121	54	0	186	809	1
BELL-FORSYTH CIRCUIT	68	359	177	1	605	16	112	54	1	183	788	1
Total reported	13130	60498	27763	176	101567	2841	17440	7120	24	27425	128992	
Percent Reported	97.3	97.0	97.6	98.3	97.2	97.8	97.0	97.2	100.0	97.1	97.2	
TOWALIGA CIRCUIT	130	353	118	2	603	30	83	27	0	140	743	
TOWALIGA CIRCUIT	234	1510	571	1	2316	35	461	179	0	675	2991	
Total	13493	62355	28447	179	104474	2905	17982	7325	24	28236	132710	

Probationer Statistical Profile

Sample: Active & admin probationers, not in facilities
Act probationers 11/22/2000

Requestor: Statistics

CIRCUIT OF CURRENT SUPERVISION by current age & sex

CIRCUIT	Men							Women							Grand Total	%	
	age 00-21	age %	age 22-39	age %	age 40-98	age %	UNKWN %	Men Total	age 00-21	age %	age 22-39	age %	age 40-98	age %			UNKWN %
ALAPAHA CIRCUIT	96	1	754	1	370	1	1	1221	17	1	173	1	85	1	0	275	1496
ALCOVY CIRCUIT	161	1	1360	2	653	2	3	2177	42	1	328	2	121	2	1	492	2669
ATLANTA CIRCUIT	1075	8	5857	9	2664	9	5	9601	151	5	1372	8	597	8	1	2121	11722
ATLANTIC CIRCUIT	134	1	562	1	242	1	6	944	19	1	192	1	77	1	0	288	1232
AUGUSTA CIRCUIT	443	3	1909	3	891	3	2	3245	125	4	615	3	272	4	0	1012	4257
BLUE RIDGE CIRCUIT	175	1	700	1	315	1	5	1195	41	1	207	1	82	1	2	332	1527
BRUNSWICK CIRCUIT	344	3	1386	2	672	2	7	2409	75	3	390	2	168	2	0	633	3042
CHATTAHOOCHEE CIRCUIT	354	3	1736	3	818	3	2	2910	83	3	544	3	235	3	0	862	3772
CHEROKEE CIRCUIT	213	2	1525	2	730	3	5	2473	55	2	482	3	186	3	0	723	3196
CLAYTON CIRCUIT	273	2	947	2	373	1	0	1593	65	2	393	2	135	2	1	594	2187
COBB CIRCUIT	959	7	5038	8	2150	8	15	8162	233	8	1355	8	605	8	1	2194	10356
CONASAUGA CIRCUIT	236	2	1091	2	435	2	0	1762	47	2	334	2	105	1	0	486	2248
CORDELE CIRCUIT	105	1	502	1	252	1	4	863	20	1	146	1	59	1	0	225	1088
COWETA CIRCUIT	433	3	1579	3	815	3	8	2835	114	4	568	3	220	3	2	904	3739
DOUGHERTY CIRCUIT	288	2	2052	3	888	3	3	3231	72	2	609	3	224	3	1	906	4137
DUBLIN CIRCUIT	117	1	624	1	284	1	5	1030	9	0	132	1	53	1	1	195	1225
EASTERN CIRCUIT	397	3	1417	2	660	2	7	2481	78	3	624	3	248	3	1	951	3432
FLINT CIRCUIT	159	1	630	1	257	1	2	1048	31	1	183	1	65	1	0	279	1327
GRIFFIN CIRCUIT	369	3	1068	2	515	2	8	1960	92	3	365	2	131	2	3	591	2551
GWINNETT CIRCUIT	975	7	4308	7	1603	6	10	6896	292	10	1168	6	472	6	2	1934	8830
HOUSTON CIRCUIT	150	1	582	1	229	1	1	962	23	1	176	1	70	1	0	269	1231
LOOKOUT MOUNTAIN CIR	209	2	1009	2	465	2	1	1684	38	1	341	2	127	2	0	506	2190
MACON CIRCUIT	355	3	1848	3	864	3	4	3071	84	3	633	4	271	4	0	988	4059
MIDDLE CIRCUIT	241	2	893	1	431	2	4	1569	56	2	287	2	126	2	1	470	2039
MOUNTAIN CIRCUIT	89	1	397	1	218	1	2	706	18	1	114	1	53	1	0	185	891
NORTHEASTERN CIRCUIT	155	1	821	1	395	1	6	1377	43	1	298	2	121	2	0	462	1839
NORTHERN CIRCUIT	155	1	989	2	485	2	7	1636	16	1	238	1	95	1	1	350	1986
OCMULGEE CIRCUIT	373	3	1635	3	698	2	2	2708	61	2	358	2	159	2	0	578	3286
OCONEE CIRCUIT	162	1	613	1	293	1	2	1070	26	1	167	1	81	1	1	275	1345
OGEECHEE CIRCUIT	412	3	1075	2	494	2	2	1983	86	3	380	2	142	2	1	609	2592
PATAULA CIRCUIT	159	1	648	1	291	1	3	1101	31	1	177	1	86	1	0	294	1395
PIEDMONT CIRCUIT	154	1	816	1	440	2	1	1411	32	1	239	1	91	1	0	362	1773
ROME CIRCUIT	129	1	823	1	442	2	1	1395	42	1	262	1	111	2	0	415	1810
SOUTH GEORGIA CIRCUIT	168	1	1006	2	491	2	3	1668	33	1	262	1	105	1	0	400	2068
SOUTHERN CIRCUIT	555	4	2397	4	949	3	7	3908	92	3	560	3	211	3	1	864	4772
SOUTHWESTERN CIRCUIT	271	2	1270	2	697	2	1	2239	42	1	324	2	146	2	0	512	2751

(continued)

Probationer Statistical Profile

Sample: Active & admin probationers, not in facilities
Act probationers 11/22/2000

Requestor: Statistics

CIRCUIT OF CURRENT SUPERVISION by current age & sex (CONTINUED)

CIRCUIT	M e n								W o m e n								Grand Total %					
	age 00-21	%	age 22-39	%	age 40-98	%	age UNKWN	%	Men Total	%	age 00-21	%	age 22-39	%	age 40-98	%		age UNKWN	%	Women Total	%	
STONE MOUNTAIN CIRCU	864	6	3172	5	1351	5	4	2	5391	5	185	6	928	5	330	5	0	0	1443	5	6834	5
TALLAPOOSA CIRCUIT	189	1	1018	2	580	2	9	5	1796	2	33	1	268	1	108	1	0	0	409	1	2205	2
TIFTON CIRCUIT	156	1	770	1	372	1	2	1	1300	1	28	1	182	1	77	1	1	4	288	1	1588	1
TOOMBS CIRCUIT	62	0	341	1	188	1	1	1	592	1	10	0	75	0	37	1	0	0	122	0	714	1
WAYCROSS CIRCUIT	144	1	741	1	352	1	2	1	1239	1	34	1	213	1	81	1	0	0	328	1	1567	1
WESTERN CIRCUIT	275	2	850	1	339	1	3	2	1467	1	69	2	224	1	76	1	0	0	369	1	1836	1
ROCKDALE CIRCUIT	89	1	410	1	165	1	2	1	666	1	22	1	129	1	54	1	0	0	205	1	871	1
DOUGLAS CIRCUIT	306	2	1364	2	711	2	3	2	2384	2	59	2	425	2	165	2	1	4	650	2	3034	2
APPALACHIAN CIRCUIT	145	1	641	1	387	1	3	2	1176	1	29	1	208	1	102	1	0	0	339	1	1515	1
ENOTAH CIRCUIT	68	1	373	1	193	1	1	1	635	1	17	1	114	1	58	1	0	0	189	1	824	1
Burruss SAI	62	0	295	0	147	1	2	1	506	0	14	0	98	1	48	1	1	4	161	1	667	1
Dodge SAI	89	1	505	1	191	1	2	1	787	1	20	1	119	1	54	1	0	0	193	1	980	1
Total reported	13492		62347		28445		179		104463		2904		17979		7325		24		28232		132695	
Percent Reported	100.0		100.0		100.0		100.0		100.0		100.0		100.0		100.0		100.0		100.0		100.0	
Washington Det Ctr	1		8		2		0		11		1		3		0		0		4		15	
Total	13493		62355		28447		179		104474		2905		17982		7325		24		28236		132710	

Probationer Statistical Profile

Sample: Active & admin probationers, not in facilities
Act probationers 11/22/2000

Requestor: Statistics

SENTENCE LENGTH by current age & sex

SENTENCE (IN YEARS)	Men							Women							Grand Total %
	age 00-21 %	age 22-39 %	age 40-98 %	age UNKWN %	Men Total %	age 00-21 %	age 22-39 %	age 40-98 %	age UNKWN %	Women Total %					
0-1	1755 13	4820 8	1791 6	9 5	8375 8	523 18	1444 8	491 7	0 0	2458 9	10833 8				
1.1-2	1581 12	4552 7	1913 7	15 8	8061 8	470 16	1419 8	511 7	1 4	2401 9	10462 8				
2.1-3	1596 12	5298 8	2263 8	23 13	9180 9	440 15	1914 11	630 9	4 17	2988 11	12168 9				
3.1-4	1130 8	4755 8	2087 7	17 9	7989 8	323 11	1779 10	619 8	3 13	2724 10	10713 8				
4.1-5	1589 12	7928 13	3387 12	22 12	12926 12	258 9	2232 12	864 12	3 13	3357 12	16283 12				
5.1-6	3221 24	14923 24	6452 23	46 26	24642 24	560 19	4346 24	1676 23	3 13	6585 23	31227 24				
6.1-7	368 3	2343 4	1057 4	8 4	3776 4	60 2	640 4	269 4	1 4	970 3	4746 4				
7.1-8	378 3	2660 4	1171 4	4 2	4213 4	51 2	565 3	272 4	0 0	888 3	5101 4				
8.1-9	306 2	2158 3	973 3	5 3	3442 3	49 2	575 3	271 4	1 4	896 3	4338 3				
9.1-10	120 1	1063 2	598 2	0 0	1781 2	14 0	259 1	118 2	0 0	391 1	2172 2				
10.1-12	1175 9	7900 13	3907 14	23 13	13005 12	133 5	2180 12	1108 15	8 33	3429 12	16434 12				
12.1-15	56 0	914 1	636 2	0 0	1606 2	7 0	136 1	120 2	0 0	263 1	1869 1				
15.1-20	126 1	1596 3	1114 4	3 2	2839 3	5 0	279 2	199 3	0 0	483 2	3322 3				
20.1-OVER	91 1	1425 2	1028 4	4 2	2548 2	12 0	213 1	174 2	0 0	399 1	2947 2				
INDEFINITE	1 0	19 0	70 0	0 0	90 0	0 0	1 0	3 0	0 0	4 0	94 0				
Total reported	13493	62354	28447	179	104473	2905	17982	7325	24	28236	132709				
Percent Reported	100.0	100.0	100.0	100.0	100.0	100.0	100.0	100.0	100.0	100.0	100.0				
NOT REPORTED	0	1	0	0	1	0	0	0	0	0	1				
Total	13493	62355	28447	179	104474	2905	17982	7325	24	28236	132710				
AVERAGE EXCLUDING INDEFINITE	4.48	5.80	6.44	5.28	5.80	3.58	5.24	6.02	5.94	5.27	5.69				

Probationer Statistical Profile

Sample: Active & admin probationers, not in facilities
Act probationers 11/22/2000

Requestor: Statistics

TIME SERVED by current age & sex

TIME SERVED (IN YRS)	M e n					W o m e n					Grand Total %
	age 00-21 %	age 22-39 %	age 40-98 %	age UNKWN %	Men Total %	age 00-21 %	age 22-39 %	age 40-98 %	age UNKWN %	Women Total %	
0-1	7144 53	18176 29	7139 25	52 29	32511 31	1686 58	5704 32	1953 27	9 38	9352 33	41863 32
1.1-2	3700 27	13571 22	5914 21	70 39	23255 22	726 25	4228 24	1482 20	10 42	6446 23	29701 22
2.1-3	1847 14	10302 17	4382 15	51 28	16582 16	378 13	3214 18	1207 16	3 13	4802 17	21384 16
3.1-4	663 5	7551 12	3352 12	3 2	11569 11	101 3	2056 11	903 12	1 4	3061 11	14630 11
4.1-5	110 1	5291 8	2524 9	2 1	7927 8	9 0	1244 7	620 8	1 4	1874 7	9801 7
5.1-6	10 0	2449 4	1226 4	0 0	3685 4	0 0	533 3	272 4	0 0	805 3	4490 3
6.1-7	2 0	1495 2	871 3	0 0	2368 2	0 0	301 2	233 3	0 0	534 2	2902 2
7.1-8	4 0	1051 2	687 2	0 0	1742 2	0 0	218 1	170 2	0 0	388 1	2130 2
8.1-9	1 0	843 1	649 2	1 1	1494 1	0 0	199 1	158 2	0 0	357 1	1851 1
9.1-10	6 0	730 1	589 2	0 0	1325 1	5 0	134 1	136 2	0 0	275 1	1600 1
10.1-12	6 0	459 1	465 2	0 0	930 1	0 0	76 0	99 1	0 0	175 1	1105 1
12.1-15	0 0	324 1	373 1	0 0	697 1	0 0	58 0	49 1	0 0	107 0	804 1
15.1-20	0 0	106 0	230 1	0 0	336 0	0 0	15 0	36 0	0 0	51 0	387 0
20.1-OVER	0 0	7 0	46 0	0 0	53 0	0 0	2 0	7 0	0 0	9 0	62 0
Total reported	13493	62355	28447	179	104474	2905	17982	7325	24	28236	132710
Percent Reported	100.0	100.0	100.0	100.0	100.0	100.0	100.0	100.0	100.0	100.0	100.0
NOT REPORTED	0	0	0	0	0	0	0	0	0	0	0
Total	13493	62355	28447	179	104474	2905	17982	7325	24	28236	132710
AVERAGE TIME SERVED	1.22	2.59	3.16	1.62	2.57	1.13	2.29	2.95	1.60	2.34	2.52

Probationer Statistical Profile

Sample: Active & admin probationers, not in facilities
Act probationers 11/22/2000

Requestor: Statistics

TIME LEFT TO SERVE by current age & sex

TIME LEFT (IN YEARS)	M e n					W o m e n					Grand Total %
	age 00-21 %	age 22-39 %	age 40-98 %	age UNKWN %	Men Total %	age 00-21 %	age 22-39 %	age 40-98 %	age UNKWN %	Women Total %	
0-1	3544 26	16293 26	7463 26	42 23	27342 26	1060 36	4889 27	1927 26	3 13	7879 28	35221 27
1.1-2	1937 14	10551 17	4872 17	20 11	17380 17	495 17	3344 19	1348 18	3 13	5190 18	22570 17
2.1-3	2021 15	9256 15	3966 14	32 18	15275 15	453 16	2770 15	1084 15	2 8	4309 15	19584 15
3.1-4	1785 13	7513 12	3366 12	31 17	12695 12	302 10	2059 11	853 12	5 21	3219 11	15914 12
4.1-5	1879 14	6291 10	2729 10	16 9	10915 10	313 11	1866 10	705 10	1 4	2885 10	13800 10
5.1-6	372 3	2545 4	1191 4	6 3	4114 4	49 2	629 3	330 5	2 8	1010 4	5124 4
6.1-7	408 3	2314 4	1090 4	3 2	3815 4	61 2	604 3	268 4	2 8	935 3	4750 4
7.1-8	394 3	1972 3	838 3	8 4	3212 3	45 2	568 3	229 3	3 13	845 3	4057 3
8.1-9	389 3	1669 3	770 3	7 4	2835 3	41 1	429 2	165 2	1 4	636 2	3471 3
9.1-10	486 4	1487 2	715 3	5 3	2693 3	64 2	411 2	167 2	2 8	644 2	3337 3
10.1-12	55 0	670 1	390 1	2 1	1117 1	6 0	113 1	72 1	0 0	191 1	1308 1
12.1-15	114 1	814 1	443 2	3 2	1374 1	2 0	129 1	78 1	0 0	209 1	1583 1
15.1-20	80 1	617 1	337 1	4 2	1038 1	12 0	98 1	59 1	0 0	169 1	1207 1
20.1-OVER	21 0	296 0	190 1	0 0	507 0	2 0	50 0	37 1	0 0	89 0	596 0
INDEFINITE	1 0	19 0	70 0	0 0	90 0	0 0	1 0	3 0	0 0	4 0	94 0
NONE	7 0	48 0	17 0	0 0	72 0	0 0	22 0	0 0	0 0	22 0	94 0
Total reported	13493	62355	28447	179	104474	2905	17982	7325	24	28236	132710
Percent Reported	100.0	100.0	100.0	100.0	100.0	100.0	100.0	100.0	100.0	100.0	100.0
NOT REPORTED	0	0	0	0	0	0	0	0	0	0	0
Total	13493	62355	28447	179	104474	2905	17982	7325	24	28236	132710
AVERAGE EXCLUDING INDEFINITE, NONE	3.30	3.37	3.51	3.67	3.40	2.47	3.07	3.28	4.34	3.06	3.33

Probationer Statistical Profile

Sample: Active & admin probationers, not in facilities
Act probationers 11/22/2000

Requestor: Statistics

CASE TYPE by current age & sex

CASE TYPE	M e n				W o m e n				Grand Total	%		
	age 00-21	age 22-39	age 40-98	age UNKWN	Men Total	age 00-21	age 22-39	age 40-98			age UNKWN	Women Total
PRESENTENCE	0	0	0	0	0	0	0	0	0	0	0	0
SPLIT SENTENCE	195	1	5600	9	3895	14	4	2	9694	9	11	0
STRAIGHT SENTENCE	13058	97	55186	89	23898	84	174	97	92316	88	2860	98
ABANDONMENT&BASTARDY	1	0	21	0	67	0	0	0	89	0	0	0
OUT OF STATE PROB	234	2	1526	2	575	2	1	1	2336	2	34	1
OUT OF STATE A&B	0	0	0	0	1	0	0	0	1	0	0	0
SUSPENDED SENTENCE	5	0	22	0	11	0	0	0	38	0	0	0
Total reported	13493		62355		28447		179		104474		2905	
Percent Reported	100.0		100.0		100.0		100.0		100.0		100.0	
NOT REPORTED	0		0		0		0		0		0	
Total	13493		62355		28447		179		104474		2905	

Probationer Statistical Profile

Sample: Active & admin probationers, not in facilities
Act probationers 11/22/2000

Requestor: Statistics

RELEASE TYPE by current age & sex

RELEASE TYPE	M e n					W o m e n					Grand	
	age 00-21	age 22-39	age 40-98	age UNKWN	Men Total	age 00-21	age 22-39	age 40-98	age UNKWN	Women Total	Total	%
TRANSF OUT OF STATE	0	0	0	0	0	0	0	0	0	0	0	0
REVOKED (TECHNICAL)	0	0	0	0	0	0	0	0	0	0	0	0
REVOKED (NEW SENT)	0	0	0	0	0	0	0	0	0	0	0	0
REVOKED (NEW CRIME)	0	0	0	0	0	0	0	0	0	0	0	0
ABSCONDED (TOLLED)	0	0	0	0	0	0	0	0	0	0	0	0
ABSCONDED (NON-TOLL)	0	0	0	0	0	0	0	0	0	0	0	0
TERMINATED BY COURT	0	0	0	0	0	0	0	0	0	0	0	0
OUT OF STATE TERM	0	0	0	0	0	0	0	0	0	0	0	0
DEATH	0	0	0	0	0	0	0	0	0	0	0	0
FINAN OBLIG COMPLETE	0	0	0	0	0	0	0	0	0	0	0	0
OTHER	0	0	0	0	0	0	0	0	0	0	0	0
NORMAL RELEASE	0	0	0	0	0	0	0	0	0	0	0	0
A & B SPECIAL TERM	0	0	0	0	0	0	0	0	0	0	0	0
INDEP JURISDICTION	0	0	0	0	0	0	0	0	0	0	0	0
ACTIVE	13493	62355	28447	179	104474	2905	17982	7325	24	28236	132710	100
Total reported	13493	62355	28447	179	104474	2905	17982	7325	24	28236	132710	100.0
Percent Reported	100.0	100.0	100.0	100.0	100.0	100.0	100.0	100.0	100.0	100.0	100.0	100.0
NOT REPORTED	0	0	0	0	0	0	0	0	0	0	0	0
Total	13493	62355	28447	179	104474	2905	17982	7325	24	28236	132710	

Probationer Statistical Profile

Sample: Active & admin probationers, not in facilities
Act probationers 11/22/2000

Requestor: Statistics

FIRST OFFENDER STATUS by current age & sex

STATUS	M e n					W o m e n					Grand Total %
	age 00-21 %	age 22-39 %	age 40-98 %	age UNKWN %	Men Total %	age 00-21 %	age 22-39 %	age 40-98 %	age UNKWN %	Women Total %	
FIRST OFFNDR STATUS	5647 42	14400 23	4259 15	34 19	24340 23	1522 52	6412 36	1986 27	7 29	9927 35	34267 26
NO FIRST OFFNDR STAT	7844 58	47883 77	24070 85	145 81	79942 77	1383 48	11560 64	5318 73	17 71	18278 65	98220 74
Total reported	13491	62283	28329	179	104282	2905	17972	7304	24	28205	132487
Percent Reported	100.0	99.9	99.6	100.0	99.8	100.0	99.9	99.7	100.0	99.9	99.8
NOT REPORTED	2	72	118	0	192	0	10	21	0	31	223
Total	13493	62355	28447	179	104474	2905	17982	7325	24	28236	132710

Probationer Statistical Profile

Sample: Active & admin probationers, not in facilities
Act probationers 11/22/2000

Requestor: Statistics

TYPE PROBATIONER by current age & sex

TYPE PROBATIONER	M e n					W o m e n					Grand Total %
	age 00-21 %	age 22-39 %	age 40-98 %	age UNKWN %	Men Total %	age 00-21 %	age 22-39 %	age 40-98 %	age UNKWN %	Women Total %	
MISDEMEANANT	2547 19	7340 12	3145 11	31 17	13063 13	764 27	2189 12	843 12	3 13	3799 14	16862 13
FELON	10751 81	54727 88	25121 89	147 83	90746 87	2100 73	15679 88	6432 88	21 88	24232 86	114978 87
ABANDONMENT&BASTARDY	1 0	21 0	68 0	0 0	90 0	0 0	1 0	0 0	0 0	1 0	91 0
SUSPENDED SENTENCE	5 0	22 0	11 0	0 0	38 0	0 0	4 0	1 0	0 0	5 0	43 0
Total reported	13304	62110	28345	178	103937	2864	17873	7276	24	28037	131974
Percent Reported	98.6	99.6	99.6	99.4	99.5	98.6	99.4	99.3	100.0	99.3	99.4
NOT REPORTED	189	245	102	1	537	41	109	49	0	199	736
Total	13493	62355	28447	179	104474	2905	17982	7325	24	28236	132710

Probationer Statistical Profile

Sample: Active & admin probationers, not in facilities
Act probationers 11/22/2000

Requestor: Statistics

MOST SERIOUS CRIME BY GROUP by current age & sex

CRIME GROUP	Men				Women				Grand Total	%	
	age 00-21	age 22-39	age 40-98	age UNKWN	Men Total	age 00-21	age 22-39	age 40-98			age UNKWN
HOMICIDE	27	345	244	0	616	5	96	85	0	186	802
ABORTION	0	6	0	0	6	0	1	0	0	1	7
BODILY INJRY&REL OFF	679	5060	2917	26	8682	138	1002	424	1	1565	10247
ARSON & REL OFF	45	309	170	0	524	6	94	56	0	156	680
DAMAGE OF PROPERTY	263	661	223	2	1149	42	145	43	0	230	1379
BURGLARY & REL OFF	1782	5595	1383	5	8765	134	533	126	0	793	9558
FORGERY & REL OFF	572	4039	1674	7	6292	476	3620	1155	4	5255	11547
THEFT	2585	8267	3042	17	13911	725	3724	1321	2	5772	19683
ROBBERY	384	1687	422	1	2494	40	150	39	0	229	2723
SEXUAL OFFENSES	404	2041	1984	10	4439	11	93	38	0	142	4581
OBSCENITY CRIMES	1	6	5	0	12	0	0	0	0	0	12
TREASON & REL OFF	8	29	7	0	44	2	14	2	0	18	62
CRIMES INVOLVNG GOVT	167	1156	445	3	1771	34	450	233	1	718	2489
FALSIFICATIONS	16	161	86	1	264	18	87	28	0	133	397
OBSTRUCT LAW ENFORCE	41	256	86	0	383	14	82	28	0	124	507
DISORDERLY CONDUCT	70	210	64	1	345	11	33	8	0	52	397
GAMBLING & REL OFF	4	26	17	0	47	5	7	5	0	17	64
CRUELTY TO CHILDREN	22	541	334	2	899	23	395	107	0	525	1424
CRIMES WITH GUNS	189	960	624	3	1776	18	45	29	0	92	1868
INVASION PRIVACY	7	98	46	1	152	0	2	2	0	4	156
RACKETEERING	0	3	17	0	20	1	3	3	0	7	27
DRUG ABUSE OFFENSES	3324	19964	8436	54	31778	365	4602	2334	12	7313	39091
DRUG TRAFFICKING	26	396	278	0	700	8	95	76	1	180	880
AUTO CRIMES	15	2421	2352	13	4801	0	209	203	0	412	5213
REVENUE & CONTRABAND	1	2	8	0	11	0	5	2	0	7	18
CRIMES OF OTH STATES	35	182	86	0	303	5	66	33	0	104	407
MISC. FELONIES	82	312	175	1	570	19	122	50	0	191	761
MISDEMEANORS	2742	7607	3319	32	13700	805	2301	892	3	4001	17701
Total reported	13491	62340	28444	179	104454	2905	17976	7322	24	28227	132681
Percent Reported	100.0	100.0	100.0	100.0	100.0	100.0	100.0	100.0	100.0	100.0	100.0
NOT REPORTED	2	15	3	0	20	0	6	3	0	9	29
Total	13493	62355	28447	179	104474	2905	17982	7325	24	28236	132710

Probationer Statistical Profile

Sample: Active & admin probationers, not in facilities
Act probationers 11/22/2000

Requestor: Statistics

MOST SERIOUS OFFENSE by current age & sex

MOST SERIOUS OFFENSE	Men					Women					Grand Total	%
	age 00-21 %	age 22-39 %	age 40-98 %	age UNKWN %	Men Total %	age 00-21 %	age 22-39 %	age 40-98 %	age UNKWN %	Women Total %		

MISDEMEANORS	-----											
abandonment	1 0	18 0	67 0	0 0	86 0	0 0	2 0	0 0	0 0	2 0	88 0	
stalking	4 0	36 0	31 0	0 0	71 0	1 0	4 0	6 0	0 0	11 0	82 0	
assault & battery	30 0	245 0	101 0	1 1	377 0	8 0	43 0	11 0	0 0	62 0	439 0	
attempted murder	1 0	2 0	0 0	0 0	3 0	1 0	0 0	0 0	0 0	1 0	4 0	
aggravated assault	5 0	29 0	23 0	1 1	58 0	0 0	6 0	2 0	0 0	8 0	66 0	
simple assault	42 0	161 0	102 0	1 1	306 0	15 1	45 0	18 0	0 0	78 0	384 0	
simple battery	299 2	1186 2	492 2	3 2	1980 2	89 3	252 1	72 1	0 0	413 1	2393 2	
stabbing another	1 0	4 0	3 0	0 0	8 0	1 0	2 0	0 0	0 0	3 0	11 0	
shooting at another	2 0	1 0	3 0	0 0	6 0	0 0	2 0	1 0	0 0	3 0	9 0	
wife beating	0 0	1 0	1 0	0 0	2 0	0 0	0 0	0 0	0 0	0 0	2 0	
concealing a death	0 0	1 0	0 0	0 0	1 0	0 0	0 0	0 0	0 0	0 0	1 0	
leave scene had inju	1 0	0 0	1 0	0 0	2 0	0 0	0 0	0 0	0 0	0 0	2 0	
criminal intfer govt	1 0	3 0	3 0	0 0	7 0	0 0	0 0	0 0	0 0	0 0	7 0	
reckless conduct	38 0	90 0	43 0	2 1	173 0	8 0	27 0	8 0	0 0	43 0	216 0	
disorderly conduct	50 0	87 0	40 0	0 0	177 0	20 1	36 0	8 0	0 0	64 0	241 0	
hazing	0 0	1 0	0 0	0 0	1 0	0 0	0 0	0 0	0 0	0 0	1 0	
motor vehicle abando	0 0	1 0	1 0	0 0	2 0	0 0	0 0	1 0	0 0	1 0	3 0	
larceny	2 0	3 0	2 0	0 0	7 0	0 0	2 0	1 0	0 0	3 0	10 0	
receiving stolen goo	34 0	42 0	11 0	0 0	87 0	8 0	21 0	2 0	0 0	31 0	118 0	
theft by taking	166 1	257 0	70 0	0 0	493 0	89 3	135 1	43 1	0 0	267 1	760 1	
robbery	3 0	8 0	1 0	0 0	12 0	0 0	3 0	0 0	0 0	3 0	15 0	
burglary	6 0	29 0	5 0	0 0	40 0	1 0	2 0	0 0	0 0	3 0	43 0	
car breaking	2 0	0 0	0 0	0 0	2 0	0 0	0 0	0 0	0 0	0 0	2 0	
taking vech temporar	1 0	1 0	0 0	0 0	2 0	0 0	0 0	0 0	0 0	0 0	2 0	
alter id	2 0	2 0	0 0	0 0	4 0	0 0	0 0	0 0	0 0	0 0	4 0	
cheating & swindling	0 0	1 0	1 0	0 0	2 0	0 0	0 0	0 0	0 0	0 0	2 0	
bad checks	14 0	201 0	104 0	0 0	319 0	37 1	276 2	114 2	1 4	428 2	747 1	
fraudulent checks	2 0	4 0	4 0	0 0	10 0	1 0	10 0	1 0	0 0	12 0	22 0	
forgery	4 0	15 0	3 0	0 0	22 0	3 0	14 0	5 0	0 0	22 0	44 0	
worthless checks	0 0	7 0	6 0	0 0	13 0	0 0	8 0	8 0	0 0	16 0	29 0	
sale/dist of narcoti	0 0	8 0	4 0	0 0	12 0	0 0	0 0	1 0	0 0	1 0	13 0	
public drunkenness	10 0	25 0	12 0	0 0	47 0	0 0	3 0	2 0	0 0	5 0	52 0	
s/d dep,stim,cntrf d	0 0	3 0	0 0	0 0	3 0	0 0	1 0	0 0	0 0	1 0	4 0	

(continued)

Probationer Statistical Profile

Sample: Active & admin probationers, not in facilities
Act probationers 11/22/2000

Requestor: Statistics

MOST SERIOUS OFFENSE by current age & sex (CONTINUED)

MOST SERIOUS OFFENSE	Men					Women					Grand Total	%
	age 00-21	age 22-39	age 40-98	age UNKWN	Men Total	age 00-21	age 22-39	age 40-98	age UNKWN	Women Total		
abusive language	2 0	0 0	1 0	0 0	3 0	0 0	2 0	0 0	0 0	2 0	5 0	
poss n.t.p. whiskey	0 0	0 0	1 0	0 0	1 0	0 0	0 0	0 0	0 0	0 0	1 0	
sale/dist of marijua	0 0	8 0	5 0	0 0	13 0	0 0	1 0	0 0	0 0	1 0	14 0	
poss of narcotics	0 0	3 0	1 0	0 0	4 0	1 0	0 0	1 0	0 0	2 0	6 0	
poss dep,stim,cntrf	0 0	7 0	0 0	0 0	7 0	0 0	1 0	0 0	0 0	1 0	8 0	
poss of l.s.d.	1 0	0 0	1 0	0 0	2 0	0 0	0 0	0 0	0 0	0 0	2 0	
poss of marijuana	286 2	301 0	53 0	1 1	641 1	50 2	69 0	15 0	0 0	134 0	775 1	
viol motor veh law	119 1	413 1	136 0	1 1	669 1	18 1	76 0	25 0	1 4	120 0	789 1	
d.u.i.	491 4	2600 4	1336 5	16 9	4443 4	94 3	510 3	274 4	1 4	879 3	5322 4	
obstr of law enf off	175 1	395 1	121 0	1 1	692 1	32 1	86 0	42 1	0 0	160 1	852 1	
impersonating anothe	18 0	45 0	7 0	0 0	70 0	6 0	25 0	0 0	0 0	31 0	101 0	
criminal trespassing	206 2	219 0	92 0	3 2	520 1	29 1	75 0	22 0	0 0	126 0	646 0	
illegal attm to obt	1 0	1 0	1 0	0 0	3 0	0 0	2 0	2 0	0 0	4 0	7 0	
criminal damage	18 0	20 0	5 0	0 0	43 0	3 0	8 0	1 0	0 0	12 0	55 0	
terroristic threats	1 0	4 0	6 0	0 0	11 0	2 0	0 0	0 0	0 0	2 0	13 0	
viol ga cntrl subst	153 1	297 0	64 0	0 0	514 1	40 1	87 0	23 0	0 0	150 1	664 1	
prostitution	0 0	0 0	0 0	0 0	0 0	1 0	3 0	1 0	0 0	5 0	5 0	
sodomy	0 0	1 0	3 0	0 0	4 0	0 0	0 0	0 0	0 0	0 0	4 0	
public indecency	4 0	41 0	20 0	0 0	65 0	0 0	1 0	0 0	0 0	1 0	66 0	
peeping tom	4 0	3 0	0 0	0 0	7 0	0 0	0 0	0 0	0 0	0 0	7 0	
molesting a minor	0 0	0 0	3 0	0 0	3 0	0 0	0 0	0 0	0 0	0 0	3 0	
attempted rape	1 0	3 0	0 0	0 0	4 0	0 0	0 0	0 0	0 0	0 0	4 0	
sexual battery	21 0	38 0	35 0	0 0	94 0	1 0	2 0	0 0	0 0	3 0	97 0	
vagrancy	1 0	1 0	0 0	0 0	2 0	0 0	0 0	0 0	0 0	0 0	2 0	
escape	3 0	11 0	3 0	0 0	17 0	1 0	2 0	0 0	0 0	3 0	20 0	
cpwl & concealed wea	52 0	72 0	25 0	1 1	150 0	3 0	5 0	2 0	0 0	10 0	160 0	
shoplifting	170 1	161 0	55 0	0 0	386 0	177 6	244 1	82 1	0 0	503 2	889 1	
viol game & fish law	4 0	3 0	1 0	0 0	8 0	0 0	0 0	1 0	0 0	1 0	9 0	
pointing gun at anot	2 0	15 0	10 0	0 0	27 0	1 0	2 0	1 0	0 0	4 0	31 0	
carry dly weapons pu	12 0	13 0	0 0	0 0	25 0	1 0	2 0	0 0	0 0	3 0	28 0	
criminal attempt	1 0	3 0	1 0	0 0	5 0	0 0	2 0	3 0	0 0	5 0	10 0	
other misdemeanor	86 1	212 0	97 0	0 0	395 0	22 1	93 1	44 1	0 0	159 1	554 0	
riot	1 0	0 0	0 0	0 0	1 0	0 0	0 0	0 0	0 0	0 0	1 0	
inciting to riot	5 0	0 0	0 0	0 0	5 0	0 0	0 0	0 0	0 0	0 0	5 0	
fighting in public p	13 0	13 0	0 0	0 0	26 0	11 0	1 0	0 0	0 0	12 0	38 0	

(continued)

Probationer Statistical Profile

Sample: Active & admin probationers, not in facilities
Act probationers 11/22/2000

Requestor: Statistics

MOST SERIOUS OFFENSE by current age & sex (CONTINUED)

MOST SERIOUS OFFENSE	Men					Women					Grand Total	%
	age 00-21	age 22-39	age 40-98	age UNKWN	Men Total	age 00-21	age 22-39	age 40-98	age UNKWN	Women Total		
disrupting gen.assem	1 0	0 0	0 0	0 0	1 0	0 0	0 0	0 0	0 0	0 0	1 0	0
mis off against pub	1 0	4 0	1 0	0 0	6 0	0 0	0 0	0 0	0 0	0 0	6 0	0
off agnst pub hlth/m	0 0	3 0	6 0	0 0	9 0	0 0	1 0	0 0	0 0	1 0	10 0	0
gambling & related o	0 0	2 0	2 0	0 0	4 0	0 0	0 0	1 0	0 0	1 0	5 0	0
obscenity & related	0 0	2 0	0 0	0 0	2 0	0 0	0 0	0 0	0 0	0 0	2 0	0
sale/dist mat hrml	0 0	1 0	0 0	0 0	1 0	0 0	0 0	0 0	0 0	0 0	1 0	0
involuntary manslaug	0 0	0 0	1 0	0 0	1 0	0 0	0 0	1 0	0 0	1 0	2 0	0
interference with cu	6 0	6 0	4 0	0 0	16 0	1 0	1 0	0 0	0 0	2 0	18 0	0
theft by deception <	5 0	19 0	12 0	0 0	36 0	6 0	20 0	8 0	0 0	34 0	70 0	0
theft/lost/property<	4 0	9 0	1 0	0 0	14 0	0 0	4 0	0 0	0 0	4 0	18 0	0
theft of services <	1 0	10 0	6 0	0 0	17 0	1 0	6 0	1 0	0 0	8 0	25 0	0
theft by conversion	6 0	20 0	8 0	0 0	34 0	0 0	11 0	6 0	0 0	17 0	51 0	0
theft motor vehicle,	2 0	4 0	1 0	0 0	7 0	0 0	0 0	0 0	0 0	0 0	7 0	0
conversn paymnt real	0 0	1 0	0 0	0 0	1 0	0 0	0 0	0 0	0 0	0 0	1 0	0
conversn lead prop	0 0	1 0	0 0	0 0	1 0	0 0	0 0	0 0	0 0	0 0	1 0	0
entrng mot veh crim	5 0	7 0	0 0	0 0	12 0	0 0	3 0	1 0	0 0	4 0	16 0	0
violtn forgery&fraud	1 0	0 0	1 0	0 0	2 0	0 0	2 0	1 0	0 0	3 0	5 0	0
abdmnt dang drugs/po	1 0	3 0	1 0	0 0	5 0	0 0	0 0	0 0	0 0	0 0	5 0	0
trnsatns drug rel ob	0 0	0 0	1 0	0 0	1 0	0 0	1 0	0 0	0 0	1 0	2 0	0
tpos/use drug rel ob	0 0	3 0	3 0	0 0	6 0	0 0	3 0	1 0	0 0	4 0	10 0	0
obtn/attmpt drugs il	1 0	3 0	1 0	0 0	5 0	0 0	5 0	5 0	0 0	10 0	15 0	0
viol dangerous drugs	0 0	2 0	2 0	0 0	4 0	0 0	1 0	0 0	0 0	1 0	5 0	0
mfg/dist imitate con	0 0	3 0	0 0	0 0	3 0	0 0	0 0	0 0	0 0	0 0	3 0	0
misc. abuse govt off	1 0	0 0	0 0	0 0	1 0	0 0	2 0	0 0	0 0	2 0	3 0	0
misc. obstruction pu	1 0	2 0	0 0	0 0	3 0	0 0	0 0	0 0	0 0	0 0	3 0	0
misc. escape & other	1 0	1 0	0 0	0 0	2 0	0 0	0 0	0 0	0 0	0 0	2 0	0
misc. offns relt jud	0 0	1 0	0 0	0 0	1 0	0 0	3 0	1 0	0 0	4 0	5 0	0
misc. obstruction of	0 0	5 0	1 0	0 0	6 0	2 0	1 0	1 0	0 0	4 0	10 0	0
misc. crim trsps/cr	2 0	3 0	0 0	0 0	5 0	0 0	0 0	0 0	0 0	0 0	5 0	0
littering pub & priv	0 0	0 0	0 0	0 0	0 0	1 0	0 0	0 0	0 0	1 0	1 0	0
misc. sexual offense	18 0	2 0	4 0	0 0	24 0	0 0	0 0	1 0	0 0	1 0	25 0	0
keepng place prostit	0 0	0 0	0 0	0 0	0 0	0 0	1 0	0 0	0 0	1 0	1 0	0
pandering	1 0	3 0	1 0	0 0	5 0	0 0	0 0	0 0	0 0	0 0	5 0	0
distrbut obscene mat	0 0	2 0	0 0	0 0	2 0	0 0	0 0	0 0	0 0	0 0	2 0	0
providing sex mat mi	0 0	1 0	0 0	0 0	1 0	0 0	0 0	0 0	0 0	0 0	1 0	0

(continued)

Probationer Statistical Profile

Sample: Active & admin probationers, not in facilities
Act probationers 11/22/2000

Requestor: Statistics

MOST SERIOUS OFFENSE by current age & sex (CONTINUED)

MOST SERIOUS OFFENSE	Men					Women					Grand Total	%
	age 00-21	age 22-39	age 40-98	age UNKWN	Men Total	age 00-21	age 22-39	age 40-98	age UNKWN	Women Total		
exhibit sex shows mi	0 0	0 0	1 0	0 0	1 0	0 0	1 0	0 0	0 0	1 0	2 0	
dng instrmntalties &	0 0	1 0	0 0	0 0	1 0	0 0	0 0	0 0	0 0	0 0	1 0	
vio prvsns/regs alco	0 0	2 0	1 0	0 0	3 0	0 0	2 0	0 0	0 0	2 0	5 0	
furnish liquor to mi	7 0	6 0	3 0	0 0	16 0	1 0	0 0	1 0	0 0	2 0	18 0	
poss alc bev by juve	54 0	6 0	1 0	0 0	61 0	6 0	1 0	0 0	0 0	7 0	68 0	
veh homicide tit 40	3 0	5 0	6 0	0 0	14 0	0 0	2 0	1 0	0 0	3 0	17 0	
viol motor veh licen	0 0	0 0	0 0	0 0	0 0	0 0	0 0	1 0	0 0	1 0	1 0	
conspiracy commit mis	1 0	0 0	0 0	0 0	1 0	0 0	0 0	0 0	0 0	0 0	1 0	
misc misdemeanor	45 0	84 0	26 0	1 1	156 0	12 0	35 0	12 0	0 0	59 0	215 0	
misc. invation of pr	0 0	1 0	0 0	0 0	1 0	0 0	0 0	0 0	0 0	0 0	1 0	
misc contraband/smug	0 0	0 0	0 0	0 0	0 0	0 0	0 0	1 0	0 0	1 0	1 0	
violation othr state	2 0	4 0	7 0	0 0	13 0	0 0	2 0	5 0	0 0	7 0	20 0	

FELONIES												

MISC. HOMICIDE OFFEN	0 0	3 0	0 0	0 0	3 0	0 0	0 0	0 0	0 0	0 0	3 0	
MURDER	0 0	3 0	8 0	0 0	11 0	1 0	3 0	0 0	0 0	4 0	15 0	
VOLUNTARY MANSLAUGHT	1 0	82 0	96 0	0 0	179 0	0 0	33 0	47 1	0 0	80 0	259 0	
INVOLUNTARY MANSLAUG	13 0	51 0	34 0	0 0	98 0	3 0	19 0	9 0	0 0	31 0	129 0	
FETICIDE	1 0	2 0	0 0	0 0	3 0	0 0	1 0	0 0	0 0	1 0	4 0	
ADVISED KILLING OF I	0 0	0 0	1 0	0 0	1 0	0 0	0 0	0 0	0 0	0 0	1 0	
VEHICULAR HOMICIDE	11 0	186 0	91 0	0 0	288 0	1 0	39 0	21 0	0 0	61 0	349 0	
HOMICIDE BY PILOT,DU	0 0	2 0	2 0	0 0	4 0	0 0	0 0	1 0	0 0	1 0	5 0	
CRIMINAL ATTEMPT MUR	1 0	16 0	12 0	0 0	29 0	0 0	1 0	7 0	0 0	8 0	37 0	
CRIMINAL ABORTION	0 0	6 0	0 0	0 0	6 0	0 0	1 0	0 0	0 0	1 0	7 0	
MISC. ASSAULT/BATTER	6 0	28 0	18 0	0 0	52 0	0 0	4 0	2 0	0 0	6 0	58 0	
AGGRAVATED ASSAULT	440 3	3215 5	1906 7	19 11	5580 5	108 4	802 5	330 5	1 4	1241 4	6821 5	
CRMNL ATTEMPT AGG AS	1 0	24 0	18 0	0 0	43 0	1 0	5 0	2 0	0 0	8 0	51 0	
AGGRAVATED BATTERY	48 0	364 1	195 1	2 1	609 1	2 0	42 0	19 0	0 0	63 0	672 1	
TERRORIST THREATS &	126 1	672 1	374 1	1 1	1173 1	20 1	82 0	37 1	0 0	139 1	1312 1	
FALSE IMPRISONMENT	8 0	155 0	56 0	0 0	219 0	0 0	9 0	1 0	0 0	10 0	229 0	
FAL IMPR UDR CLR LEG	1 0	2 0	0 0	0 0	3 0	0 0	1 0	1 0	0 0	2 0	5 0	
MALICIOUS CONF SANE	0 0	0 0	0 0	0 0	0 0	0 0	3 0	0 0	0 0	3 0	3 0	
KIDNAPPING	5 0	89 0	32 0	0 0	126 0	0 0	4 0	2 0	0 0	6 0	132 0	

(continued)

Probationer Statistical Profile

Sample: Active & admin probationers, not in facilities
Act probationers 11/22/2000

Requestor: Statistics

MOST SERIOUS OFFENSE by current age & sex (CONTINUED)

MOST SERIOUS OFFENSE	Men					Women					Grand Total	%
	age 00-21	age 22-39	age 40-98	age UNKWN	Men Total	age 00-21	age 22-39	age 40-98	age UNKWN	Women Total		
INTERFERENCE WITH CU	9 0	24 0	6 0	0 0	39 0	2 0	5 0	3 0	0 0	10 0	49 0	
AGG ASSLT ON POLICE	15 0	114 0	80 0	1 1	210 0	0 0	15 0	11 0	0 0	26 0	236 0	
AGG BATRY PEACE OFFI	2 0	11 0	0 0	0 0	13 0	0 0	5 0	0 0	0 0	5 0	18 0	
SIMPLE BATTERY MISD	4 0	30 0	12 0	0 0	46 0	1 0	7 0	3 0	0 0	11 0	57 0	
RECK COND-HIV INFCTD	1 0	5 0	1 0	0 0	7 0	0 0	3 0	0 0	0 0	3 0	10 0	
STALKING	1 0	23 0	15 0	0 0	39 0	1 0	0 0	1 0	0 0	2 0	41 0	
AGGRAVATED STALKING	12 0	304 0	199 1	3 2	518 1	3 0	15 0	12 0	0 0	30 0	548 0	
CRIMINAL ATTEMPT KID	0 0	0 0	5 0	0 0	5 0	0 0	0 0	0 0	0 0	0 0	5 0	
MISC. ARSON	2 0	11 0	2 0	0 0	15 0	0 0	2 0	3 0	0 0	5 0	20 0	
FIRST DEGREE ARSON	26 0	215 0	141 1	0 0	382 0	5 0	67 0	48 1	0 0	120 0	502 0	
SECOND DEGREE ARSON	11 0	59 0	20 0	0 0	90 0	1 0	18 0	2 0	0 0	21 0	111 0	
THIRD DEGREE ARSON	5 0	11 0	4 0	0 0	20 0	0 0	4 0	3 0	0 0	7 0	27 0	
CRIMINAL POSS EXPLOS	1 0	10 0	3 0	0 0	14 0	0 0	3 0	0 0	0 0	3 0	17 0	
CRIMINAL POSS INCEND	0 0	3 0	0 0	0 0	3 0	0 0	0 0	0 0	0 0	0 0	3 0	
MISC. CRIMINAL DAMAG	8 0	12 0	4 0	0 0	24 0	1 0	2 0	1 0	0 0	4 0	28 0	
CRIM. DAMAGE 1ST DEG	46 0	166 0	50 0	1 1	263 0	12 0	33 0	5 0	0 0	50 0	313 0	
CRIM. DAMAGE 2ND DEG	171 1	421 1	151 1	1 1	744 1	27 1	104 1	31 0	0 0	162 1	906 1	
DAMAGE,DESTROY SECR	5 0	11 0	11 0	0 0	27 0	2 0	3 0	2 0	0 0	7 0	34 0	
VANDALISM TO CHURCH	6 0	5 0	0 0	0 0	11 0	0 0	1 0	1 0	0 0	2 0	13 0	
ALTER I.D.	27 0	46 0	7 0	0 0	80 0	0 0	2 0	3 0	0 0	5 0	85 0	
BURGLARY	1681 13	5392 9	1336 5	5 3	8414 8	130 5	516 3	123 2	0 0	769 3	9183 7	
POSS BURGLAR TOOLS	61 0	111 0	27 0	0 0	199 0	3 0	10 0	1 0	0 0	14 0	213 0	
CRMNL ATMPT COMMIT B	40 0	92 0	20 0	0 0	152 0	1 0	7 0	2 0	0 0	10 0	162 0	
MISC. FORGERY	4 0	14 0	6 0	0 0	24 0	1 0	9 0	5 0	0 0	15 0	39 0	
FORGERY 1ST DEGREE	395 3	3056 5	1256 5	4 2	4711 5	316 11	2712 15	894 12	4 17	3926 14	8637 7	
FORGERY 2ND DEGREE	20 0	142 0	50 0	1 1	213 0	14 0	66 0	21 0	0 0	101 0	314 0	
BAD CHECKS	11 0	221 0	203 1	2 1	437 0	13 0	194 1	100 1	0 0	307 1	744 1	
ILLEGAL USE-CREDIT C	4 0	15 0	3 0	0 0	22 0	2 0	12 0	1 0	0 0	15 0	37 0	
THEFT CREDIT CARD	26 0	104 0	20 0	0 0	150 0	27 1	87 0	15 0	0 0	129 0	279 0	
FORGERY CREDIT CARD	10 0	26 0	7 0	0 0	43 0	15 1	37 0	6 0	0 0	58 0	101 0	
FRAUDULENT CREDIT CA	87 1	317 1	56 0	0 0	460 0	82 3	365 2	60 1	0 0	507 2	967 1	
CRMNL POSS CREDIT CA	0 0	5 0	0 0	0 0	5 0	0 0	2 0	1 0	0 0	3 0	8 0	
RECV GDS,SRVS FRAUD	2 0	17 0	13 0	0 0	32 0	0 0	24 0	16 0	0 0	40 0	72 0	
TELECOMMUNICATIONS F	1 0	20 0	9 0	0 0	30 0	1 0	12 0	2 0	0 0	15 0	45 0	
CRMNL ATMPT COMMIT F	2 0	6 0	1 0	0 0	9 0	1 0	3 0	2 0	0 0	6 0	15 0	

(continued)

Probationer Statistical Profile

Sample: Active & admin probationers, not in facilities
Act probationers 11/22/2000

Requestor: Statistics

MOST SERIOUS OFFENSE by current age & sex (CONTINUED)

MOST SERIOUS OFFENSE	Men						Women						Grand Total	%
	age 00-21	age 22-39	age 40-98	age UNKWN	Men Total	Men %	age 00-21	age 22-39	age 40-98	age UNKWN	Women Total	Women %		
FAILR PAY NATRL PRD/	0	2	4	0	6	0	0	0	0	0	0	0	6	0
FRADLNT ACCSSNG COMP	1	23	2	0	26	2	25	1	0	28	0	54	0	
MISC. FRAUD	9	71	44	0	124	2	72	31	0	105	0	229	0	
THEFT BY TAKING	768	3447	1387	8	5610	244	1670	667	2	2583	9	8193	6	
THEFT BY DECEPTION	12	208	152	1	373	16	141	56	1	213	1	586	0	
THEFT BY EXTORTION	2	18	4	0	24	0	9	3	0	12	0	36	0	
THEFT OF LOST PROPER	3	15	4	0	22	0	4	0	0	4	0	26	0	
THEFT BY REC STOLEN	826	2080	540	4	3450	60	262	70	1	392	1	3842	3	
THEFT OF SERVICES	2	37	20	0	59	2	17	12	0	31	0	90	0	
THEFT BY CONVERSION	8	264	219	1	492	13	125	70	1	208	1	700	1	
THEFT OF TRADE SECRE	0	1	4	0	5	1	0	0	0	1	0	6	0	
CONVSN PAYMNTS REAL	0	10	12	0	22	0	0	0	0	0	0	22	0	
THEFT OF MOTOR VEH,	181	487	153	2	823	19	56	15	0	90	0	913	1	
THEFT OF LEASED PERS	0	3	1	0	4	2	3	0	0	5	0	9	0	
THEFT BRING PROP IN	20	55	15	0	90	0	9	2	0	11	0	101	0	
THEFT RECV PROP OUT	4	15	2	0	21	1	3	1	0	5	0	26	0	
LIVESTOCK THEFT	2	10	4	0	16	0	4	0	0	4	0	20	0	
THEFT BY SHOPLIFTING	204	864	433	1	1502	346	1376	420	6	2142	8	3644	3	
ENTERING VEHICLE	552	753	92	0	1397	21	44	5	0	70	0	1467	1	
STEAL ALTER PUBLIC D	1	0	0	0	1	0	1	0	0	1	0	2	0	
ROBBERY	321	1105	241	1	1668	35	105	30	0	170	1	1838	1	
ARMED ROBBERY	32	463	160	0	655	3	39	8	0	50	0	705	1	
HIJACKING MOTOR VEHI	1	4	0	0	5	0	0	0	0	0	0	5	0	
CRIMINAL ATTEMPT ROB	22	70	14	0	106	2	4	0	0	6	0	112	0	
CRMNL ATMPT ARMED RO	8	45	7	0	60	0	2	1	0	3	0	63	0	
MISC. SEXUAL	2	23	25	0	50	0	2	0	0	2	0	52	0	
RAPE	10	143	90	0	243	0	0	0	0	0	0	243	0	
SODOMY	8	42	60	2	112	0	1	1	0	2	0	114	0	
AGGRAVATED SODOMY	6	46	74	0	126	0	0	2	0	2	0	128	0	
BESTIALITY	1	0	0	0	1	0	0	0	0	0	0	1	0	
SEDUCTION	0	1	1	0	2	0	1	0	0	1	0	3	0	
INCEST	3	22	89	0	114	0	3	6	0	9	0	123	0	
BIGAMY	0	1	4	0	5	0	0	1	0	1	0	6	0	
MARRY A BIGAMIST	0	0	0	0	0	0	1	0	0	1	0	1	0	
AGGRAVATED SEXUAL BA	3	25	30	0	58	0	1	1	0	2	0	60	0	

(continued)

Probationer Statistical Profile

Sample: Active & admin probationers, not in facilities
Act probationers 11/22/2000

Requestor: Statistics

MOST SERIOUS OFFENSE by current age & sex (CONTINUED)

MOST SERIOUS OFFENSE	Men					Women					Grand Total	%
	age 00-21	age 22-39	age 40-98	age UNKWN	Men Total	age 00-21	age 22-39	age 40-98	age UNKWN	Women Total		
PANDERING BY COMPULS	0	2	2	0	4	0	0	0	0	0	4	0
STATUATORY RAPE	222	569	46	0	837	2	18	2	0	22	859	1
CHILD MOLESTATION	116	907	1312	7	2342	8	46	22	0	76	2418	2
ENTICING CHILD-INDEC	15	81	69	1	166	0	10	1	0	11	177	0
AGGRAV. CHILD MOLEST	16	116	151	0	283	1	7	1	0	9	292	0
NECROPHILIA	0	1	0	0	1	0	0	0	0	0	1	0
SEXL/ASLT/AGN/PERS/	1	27	8	0	36	0	2	1	0	3	39	0
SEXUAL ASLT BY THERA	0	1	3	0	4	0	0	0	0	0	4	0
SOLICIT SODOMY FROM	0	4	4	0	8	0	1	0	0	1	9	0
CRIMINAL ATTPPT RAPE	1	29	13	0	43	0	0	0	0	0	43	0
CRIMINAL ATTPPT SODOM	0	0	2	0	2	0	0	0	0	0	2	0
CRIMINAL ATTPPT AGG S	0	1	1	0	2	0	0	0	0	0	2	0
MISC. OBSCENITY	1	4	3	0	8	0	0	0	0	0	8	0
DISTRIBUTING OBSCENE	0	1	1	0	2	0	0	0	0	0	2	0
DISTR MAT DEPICT NUD	0	1	1	0	2	0	0	0	0	0	2	0
MISC. PUBLIC ORDER	2	5	1	0	8	0	0	0	0	0	8	0
TREASON	0	0	0	0	0	0	1	0	0	1	1	0
INCITING TO INSURREC	0	1	0	0	1	0	0	0	0	0	1	0
FALSE SWEARNG WRITTN	6	23	6	0	35	2	13	2	0	17	52	0
ABUSE OF GOVT OFFICE	1	0	1	0	2	0	0	0	0	0	2	0
BRIBERY GOVT OFFICER	0	8	11	0	19	0	5	3	0	8	27	0
VIOLATE OATH PUBLIC	0	3	2	0	5	0	1	0	0	1	6	0
INFLUENCE LEGISLATIV	0	0	0	0	0	0	1	0	0	1	1	0
GOVT OFFCL SELL TO G	0	0	2	0	2	0	0	0	0	0	2	0
DEFRAUDING STATE	0	25	36	0	61	3	224	139	2	366	427	0
CONSPIRE RESTRAIN FR	0	1	0	0	1	0	1	0	0	1	2	0
FALSE CERTIFICATES	0	7	2	0	9	0	4	0	0	4	13	0
INFLUENCING WITNESS	1	11	8	0	20	0	2	4	0	6	26	0
OBSTR OF LAW ENF OFF	165	1101	383	3	1652	31	212	87	1	331	1983	2
MISC JUDICIAL PROCEE	0	0	3	0	3	2	0	0	0	2	5	0
PERJURY	2	10	10	0	22	3	8	2	0	13	35	0
FALSE SWEARING	1	14	7	0	22	0	12	4	0	16	38	0
SUBORDINATION OF PER	0	1	1	0	2	0	1	0	0	1	3	0
IMPERSONATION	0	13	2	0	15	1	4	2	0	7	22	0
IMPERSONATING OFFIC	3	41	12	1	57	0	1	0	0	1	58	0

(continued)

Probationer Statistical Profile

Sample: Active & admin probationers, not in facilities
Act probationers 11/22/2000

Requestor: Statistics

MOST SERIOUS OFFENSE by current age & sex (CONTINUED)

MOST SERIOUS OFFENSE	Men					Women					Grand Total	%			
	age 00-21 %	age 22-39 %	age 40-98 %	age UNKWN %	Men Total	age 00-21 %	age 22-39 %	age 40-98 %	age UNKWN %	Women Total					
BARRATRY	0	0	6	0	1	0	0	0	0	0	0	1	0	8	0
EMBRACERY	0	0	0	0	1	0	0	0	0	2	0	0	0	2	0
FALSE STATEMENTS GOV	10	0	73	0	48	0	0	0	0	131	0	10	0	58	0
UNAUTH REPRESENTN PEAC	0	0	1	0	0	0	0	0	0	1	0	0	0	0	0
IMPRSNTNG ANTHR RBAL	0	0	2	0	1	0	0	0	0	3	0	1	0	1	0
ESCAPE	18	0	153	0	50	0	0	0	0	221	0	1	0	24	0
AIDING ESCAPE	0	0	5	0	1	0	0	0	0	6	0	1	0	13	0
HINDERING APPREH OR	21	0	74	0	25	0	0	0	0	120	0	11	0	39	0
COMPOUNDING A CRIME	1	0	1	0	0	0	0	0	0	2	0	0	0	1	0
MUTINY IN PENAL INST	0	0	1	0	0	0	0	0	0	1	0	0	0	0	0
BAIL JUMPING	1	0	20	0	9	0	0	0	0	30	0	0	0	5	0
CRIMINAL ATTEMPT ESC	0	0	2	0	1	0	0	0	0	3	0	1	0	0	0
FALSE PUBLIC ALARM	14	0	13	0	4	0	0	0	0	31	0	3	0	4	0
CRIM INTER WITH GOVT	56	0	197	0	60	0	1	1	1	314	0	8	0	29	0
MISC. GAMBLING/RELAT	0	0	0	0	1	0	0	0	0	1	0	0	0	0	0
COMMERICAL GAMBLING	0	0	1	0	8	0	0	0	0	9	0	0	0	1	0
COMMUNICATING GAMBL	0	0	3	0	2	0	0	0	0	5	0	0	0	1	0
BRIBERY OF CONTESTAN	0	0	3	0	1	0	0	0	0	4	0	0	0	1	0
GAMBLING ACT ON BUSI	0	0	0	0	2	0	0	0	0	2	0	0	0	1	0
DOGFIGHTING	1	0	8	0	1	0	0	0	0	10	0	0	0	0	0
LOTTERY VIOLATION	2	0	5	0	2	0	0	0	0	9	0	4	0	4	0
BOARDING BUS W/CONCL	1	0	6	0	0	0	0	0	0	7	0	1	0	0	0
CRUELTY TO CHILDREN	17	0	488	1	273	1	2	1	1	780	1	21	1	389	2
SEX EXPLOITATION CHI	3	0	17	0	23	0	0	0	0	43	0	1	0	1	0
ABANDONMENT OF CHILD	0	0	31	0	36	0	0	0	0	67	0	0	0	4	0
CNTRBTNG DELINQENCY	2	0	5	0	2	0	0	0	0	9	0	1	0	1	0
MISC WEAPON/EXPLOSIV	9	0	19	0	9	0	0	0	0	37	0	0	0	1	0
CARRY CONCEALED WEAP	20	0	94	0	27	0	0	0	0	141	0	2	0	3	0
CARRY PISTL WITHOUT	2	0	7	0	1	0	0	0	0	10	0	0	0	1	0
ALTER PISTL LICENSE	0	0	4	0	0	0	0	0	0	4	0	0	0	0	0
POSS OF FIREARM DUR	16	0	89	0	52	0	1	1	1	158	0	1	0	10	0
POSS OF CERTAIN WEAP	28	0	91	0	52	0	0	0	0	171	0	2	0	5	0
POSS FIREARM CONVCT	10	0	595	1	478	2	2	1	1	1085	1	0	0	21	0
CARRYING WEAPON AT S	101	1	52	0	3	0	0	0	0	156	0	12	0	4	0
GUARD LINE WITH WEAP	1	0	2	0	0	0	0	0	0	3	0	1	0	1	0

(continued)

Probationer Statistical Profile

Sample: Active & admin probationers, not in facilities
Act probationers 11/22/2000

Requestor: Statistics

MOST SERIOUS OFFENSE by current age & sex (CONTINUED)

MOST SERIOUS OFFENSE	Men					Women					Grand Total	%
	age 00-21	age 22-39	age 40-98	age UNKWN	Men Total	age 00-21	age 22-39	age 40-98	age UNKWN	Women Total		
POSS WEAPON BY PRISO	2 0	6 0	1 0	0 0	9 0	0 0	0 0	0 0	0 0	0 0	9 0	0
MISUSE FIREARM HUNTI	0 0	1 0	1 0	0 0	2 0	0 0	0 0	0 0	0 0	0 0	2 0	0
MISC INVASION OF PRI	0 0	1 0	2 0	0 0	3 0	0 0	1 0	1 0	0 0	2 0	5 0	0
EAVESDROP & SURVEILL	0 0	6 0	7 0	1 1	14 0	0 0	0 0	1 0	0 0	1 0	15 0	0
PEEPING TOM	7 0	86 0	37 0	0 0	130 0	0 0	1 0	0 0	0 0	1 0	131 0	0
P/S/D OF EAVESDROP D	0 0	5 0	0 0	0 0	5 0	0 0	0 0	0 0	0 0	0 0	5 0	0
RACKETEERING	0 0	3 0	17 0	0 0	20 0	1 0	3 0	3 0	0 0	7 0	27 0	0
S/D NARCOTICS, OPIAT	33 0	418 1	208 1	1 1	660 1	1 0	82 0	58 1	0 0	141 1	801 1	0
S/D DEP,STIM,CNTRF D	19 0	235 0	113 0	1 1	368 0	1 0	34 0	27 0	2 9	64 0	432 0	0
SALE-DIST OF LSD	6 0	23 0	1 0	0 0	30 0	2 0	0 0	1 0	0 0	3 0	33 0	0
SALE/DIST OF MARIJUA	259 2	1249 2	366 1	0 0	1874 2	24 1	182 1	88 1	0 0	294 1	2168 2	0
S/D OF ALCOHOLIC IN	0 0	2 0	3 0	0 0	5 0	0 0	0 0	1 0	0 0	1 0	6 0	0
POSS NARCOTICS, OPIA	82 1	584 1	310 1	3 2	979 1	13 0	163 1	92 1	1 4	269 1	1248 1	0
POSS DEP,STIM,CNTRF	48 0	501 1	240 1	0 0	789 1	5 0	184 1	68 1	0 0	257 1	1046 1	0
POSS OF L.S.D.	30 0	79 0	4 0	0 0	113 0	4 0	11 0	3 0	0 0	18 0	131 0	0
POSS OF MARIJUANA	252 2	1226 2	366 1	3 2	1847 2	24 1	217 1	109 2	0 0	350 1	2197 2	0
ILLEGAL POSS/MANF LI	1 0	2 0	6 0	0 0	9 0	0 0	1 0	0 0	0 0	1 0	10 0	0
ILLEGAL ATTM TO OBT	2 0	55 0	52 0	0 0	109 0	1 0	117 1	81 1	0 0	199 1	308 0	0
VIOLATE GA CNTRL SBS	1519 11	9653 16	4200 15	25 14	15397 15	190 7	2338 13	1152 16	4 17	3684 13	19081 15	0
VIOLATE DNGROUS DRGS	7 0	47 0	17 0	0 0	71 0	0 0	20 0	11 0	0 0	31 0	102 0	0
UNLWFL MFG/DEL/DIST	10 0	42 0	34 0	0 0	86 0	1 0	4 0	4 0	0 0	9 0	95 0	0
FURNISH LIQUOR TO MI	1 0	1 0	0 0	0 0	2 0	0 0	0 0	0 0	0 0	0 0	2 0	0
POSS DRUG RELATED MA	7 0	21 0	8 0	0 0	36 0	1 0	8 0	3 0	0 0	12 0	48 0	0
SALE/DIST CONT SUB P	11 0	52 0	13 0	0 0	76 0	0 0	12 0	5 0	0 0	17 0	93 0	0
SALE/DIST CONT SUB S	8 0	27 0	5 0	0 0	40 0	0 0	3 0	0 0	0 0	3 0	43 0	0
SALE/DISTRIBUTION CO	317 2	1645 3	575 2	5 3	2542 2	20 1	274 2	123 2	2 9	419 2	2961 2	0
POSSESSION OF COCAIN	694 5	3878 6	1743 6	15 9	6330 6	72 3	868 5	429 6	2 9	1371 5	7701 6	0
CRMNL ATPT VIOL SUBS	18 0	224 0	172 1	1 1	415 0	6 0	84 0	79 1	1 4	170 1	585 0	0
MISC. DRUGS TRAFFICK	1 0	36 0	19 0	0 0	56 0	1 0	11 0	4 0	1 4	17 0	73 0	0
COCAINE LESS 200 GRA	18 0	234 0	158 1	0 0	410 0	3 0	46 0	46 1	0 0	95 0	505 0	0
COCAINE 201-400 GRAM	1 0	26 0	29 0	0 0	56 0	0 0	5 0	2 0	0 0	7 0	63 0	0
COCAINE 401 OR MORE	0 0	6 0	11 0	0 0	17 0	0 0	1 0	3 0	0 0	4 0	21 0	0
NARCOTICS LESS 14 GR	0 0	2 0	2 0	0 0	4 0	1 0	0 0	0 0	0 0	1 0	5 0	0
NARCOTICS 15-28 GRAM	0 0	2 0	0 0	0 0	2 0	0 0	1 0	0 0	0 0	1 0	3 0	0
NARCOTICS 29 MORE GR	0 0	2 0	1 0	0 0	3 0	0 0	0 0	1 0	0 0	1 0	4 0	0

(continued)

Probationer Statistical Profile

Sample: Active & admin probationers, not in facilities
Act probationers 11/22/2000

Requestor: Statistics

MOST SERIOUS OFFENSE by current age & sex (CONTINUED)

MOST SERIOUS OFFENSE	Men						Women						Grand	
	age 00-21	age 22-39	age 40-98	age UNKWN	Men Total	Men %	age 00-21	age 22-39	age 40-98	age UNKWN	Women Total	Women %	Total	%
MARIJUANA 101-2000 P	0	14	16	0	30	0	0	4	3	0	7	37		
MARIJUANA 2001-10000	0	2	0	0	2	0	0	0	0	0	0	2		
MARIJUANA 10001 LBS	1	2	2	0	5	0	1	0	0	1	6			
TRFFKNG METHAQUALONE	0	3	5	0	8	0	1	1	0	2	10			
TRFFKNG MTHAQUALONE>	0	2	3	0	5	0	1	0	0	1	6			
AMPHETAMINE 28-199 G	3	14	4	0	21	0	2	1	0	3	24			
AMPHETAMINE 200-399	0	1	2	0	3	0	0	1	0	1	4			
AMPHETAMINE 400+ GRA	0	0	0	0	0	0	1	0	0	1	1			
TRANSACTIONS DRUG OB	0	1	0	0	1	0	1	0	0	1	2			
TRANSACTIONS CNTRFT	0	3	0	0	3	0	0	0	1	1	4			
USE COMM FACLTY VIO	1	7	3	0	11	1	2	2	0	5	16			
ATT/CONSPRCY COMM C	1	25	14	0	40	2	13	8	0	23	63			
UNATHZD DIST CONTRLL	0	4	4	0	8	0	2	2	0	4	12			
ILLGL DIST CONTRLLD	0	10	5	0	15	0	3	1	0	4	19			
VIOL MOTOR VEHICLE L	13	122	99	1	235	0	26	13	0	39	274			
ALTER CAR TITLE	0	4	5	0	9	0	0	0	0	0	9			
DRVNG HABTL VIOLATOR	2	1860	1859	7	3728	0	149	141	0	290	4018			
HABIT TRAF VOIL/IMPA	0	210	202	1	415	0	18	32	0	50	465			
HABIT TRAF VIOL/OTHE	0	225	187	1	414	0	16	17	0	33	447			
SELL UNSTAMPED CIG/C	0	0	1	0	1	0	0	0	0	0	1			
COUNTERFEIT STAMPS	0	0	1	0	1	0	1	0	0	1	2			
DSTL ALCOHOL BEVERAG	0	0	2	0	2	0	0	1	0	1	3			
POSS UNAUTHORIZED ST	0	0	1	0	1	0	1	0	0	1	2			
POSS CONTRABAND ARTI	1	2	2	0	5	0	2	1	0	3	8			
TRNSPRT CONTRABAND A	0	0	0	0	0	0	1	0	0	1	1			
CONCEAL CONTRABAND	0	0	1	0	1	0	0	0	0	0	1			
MISC. MRALS/PBLIC H/	1	2	1	0	4	0	0	1	0	1	5			
VIOLATN GAME AND FIS	0	2	0	0	2	0	0	0	0	0	2			
MISC CORRECTIONL INS	1	11	2	0	14	0	6	2	0	8	22			
VIOLATION OTHR STATE	35	182	86	0	303	5	66	33	0	104	407			
CONSPIRACY	18	31	13	1	63	5	31	8	0	44	107			
CRIMINAL ATTEMPT	49	220	123	0	392	8	70	32	0	110	502			
AIRCRAFT HIJACKING	0	2	0	0	2	0	0	0	0	0	2			
UNAUTH DIST RECRD DE	0	2	5	0	7	0	0	0	0	0	7			
CRIMINAL SOLICITATIO	1	23	22	0	46	2	10	6	0	18	64			

(continued)

Probationer Statistical Profile

Sample: Active & admin probationers, not in facilities
Act probationers 11/22/2000

Requestor: Statistics

MOST SERIOUS OFFENSE by current age & sex (CONTINUED)

MOST SERIOUS OFFENSE	M e n				W o m e n				Grand Total %		
	age 00-21 %	age 22-39 %	age 40-98 %	age UNKWN %	Men Total %	age 00-21 %	age 22-39 %	age 40-98 %		age UNKWN %	Women Total %
PARTY TO A CRIME	3 0	9 0	1 0	0 0	13 0	1 0	8 0	2 0	0 0	11 0	24 0
CRIMINAL TRESPASSING	10 0	19 0	6 0	0 0	35 0	2 0	1 0	1 0	0 0	4 0	39 0
GANG PARTICIPATION	83 1	741 1	368 1	1 1	1193 1	20 1	180 1	79 1	0 0	279 1	1472 1
Total reported	13575	63090	28810	180	105655	2924	18160	7403	24	28511	134166
Percent Reported	100.6	101.2	101.3	100.6	101.1	100.7	101.0	101.1	100.0	101.0	101.1
NOT REPORTED	155	1420	692	3	2270	41	350	127	1	519	2789
Total	13493	62355	28447	179	104474	2905	17982	7325	24	28236	132710

Probationer Statistical Profile

Sample: Active & admin probationers, not in facilities
Act probationers 11/22/2000

Requestor: Statistics

MOST SERIOUS CRIME TYPE by current age & sex

CRIME TYPE	Men					Women					Grand Total %
	age 00-21 %	age 22-39 %	age 40-98 %	age UNKWN %	Men Total %	age 00-21 %	age 22-39 %	age 40-98 %	age UNKWN %	Women Total %	
VIOL/PERSN	1508 11	9271 15	4625 16	35 20	15439 15	329 11	1991 11	762 10	1 4	3083 11	18522 14
NVIOL/PERS	166 1	271 0	184 1	1 1	622 1	22 1	41 0	10 0	0 0	73 0	695 1
PROPERTY	5911 44	19974 32	6971 25	34 19	32890 31	1749 60	9198 51	3148 43	7 29	14102 50	46992 35
DRUG SALES	689 5	4109 7	1603 6	7 4	6408 6	57 2	689 4	383 5	5 21	1134 4	7542 6
DRUG POSSN	3101 23	16885 27	7238 25	48 27	27272 26	407 14	4178 23	2074 28	8 33	6667 24	33939 26
ALCOHOL	73 1	44 0	29 0	0 0	146 0	7 0	7 0	5 0	0 0	19 0	165 0
HABIT/DUI	506 4	5017 8	3683 13	29 16	9235 9	94 3	719 4	477 7	1 4	1291 5	10526 8
SEX OFFEND	448 3	2104 3	2049 7	10 6	4611 4	14 0	99 1	40 1	0 0	153 1	4764 4
OTHER	1091 8	4680 8	2065 7	15 8	7851 8	226 8	1060 6	426 6	2 8	1714 6	9565 7
Total reported	13493	62355	28447	179	104474	2905	17982	7325	24	28236	132710
Percent Reported	100.0	100.0	100.0	100.0	100.0	100.0	100.0	100.0	100.0	100.0	100.0
NOT REPORTED	0	0	0	0	0	0	0	0	0	0	0
Total	13493	62355	28447	179	104474	2905	17982	7325	24	28236	132710