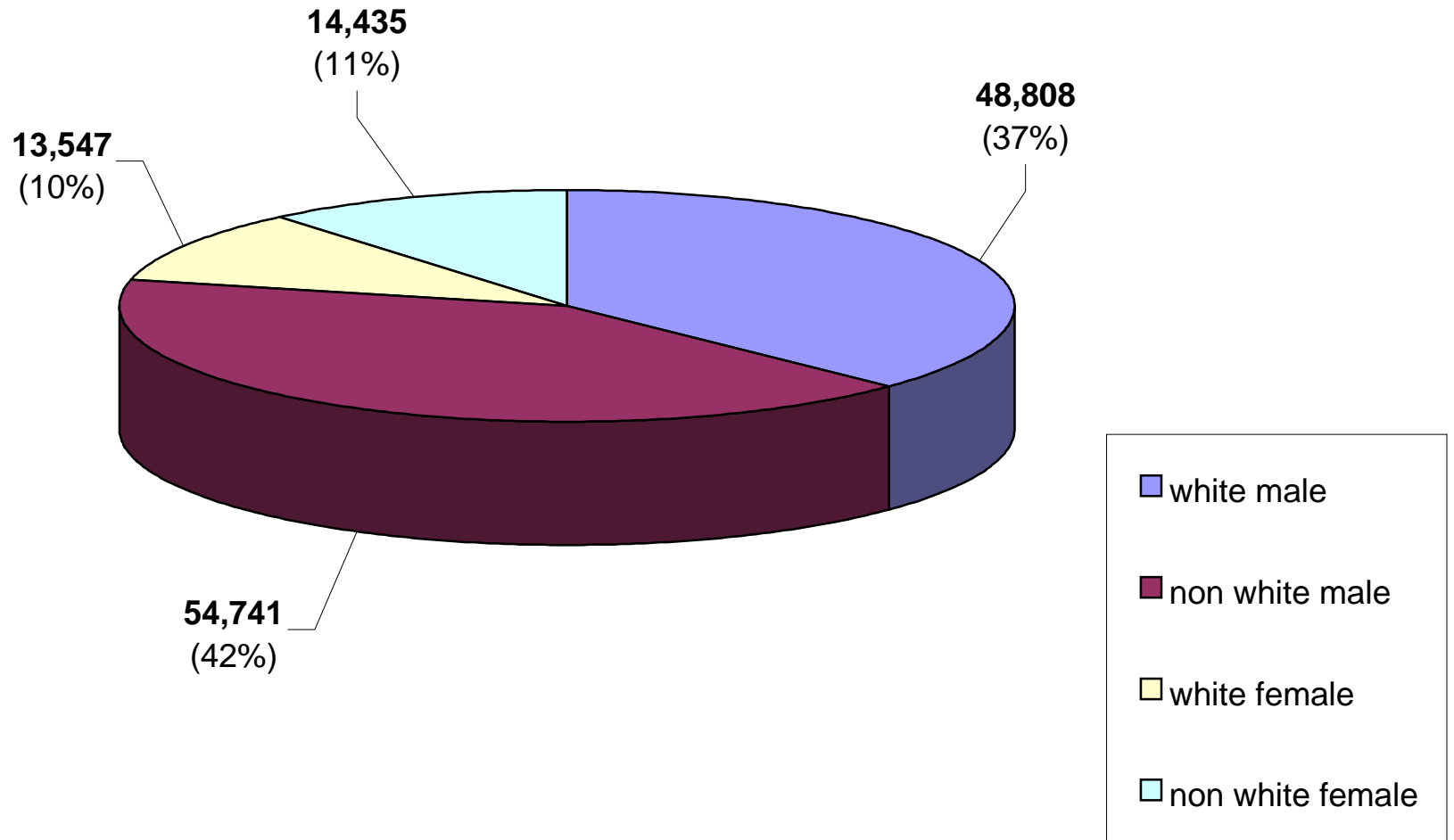
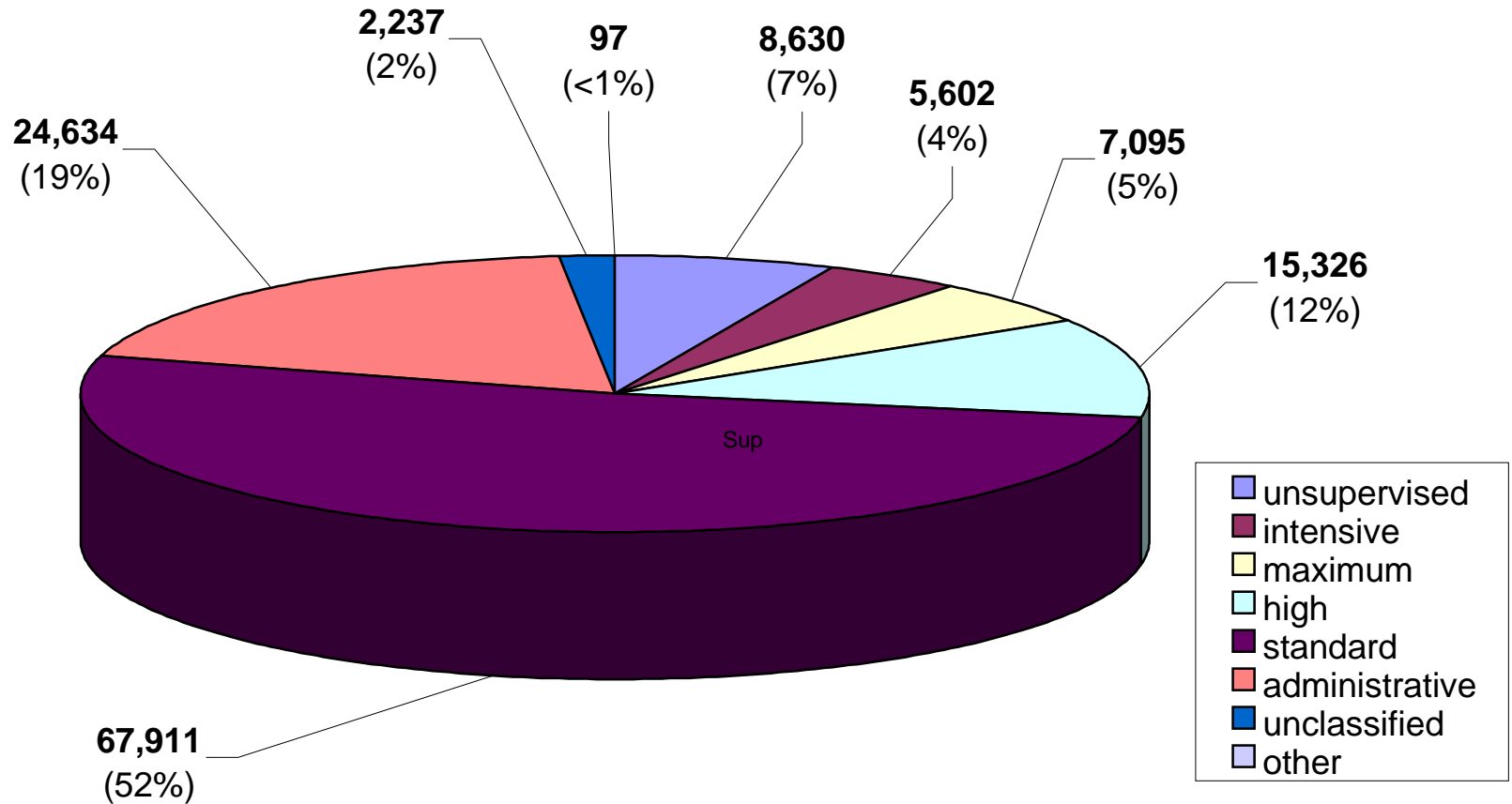


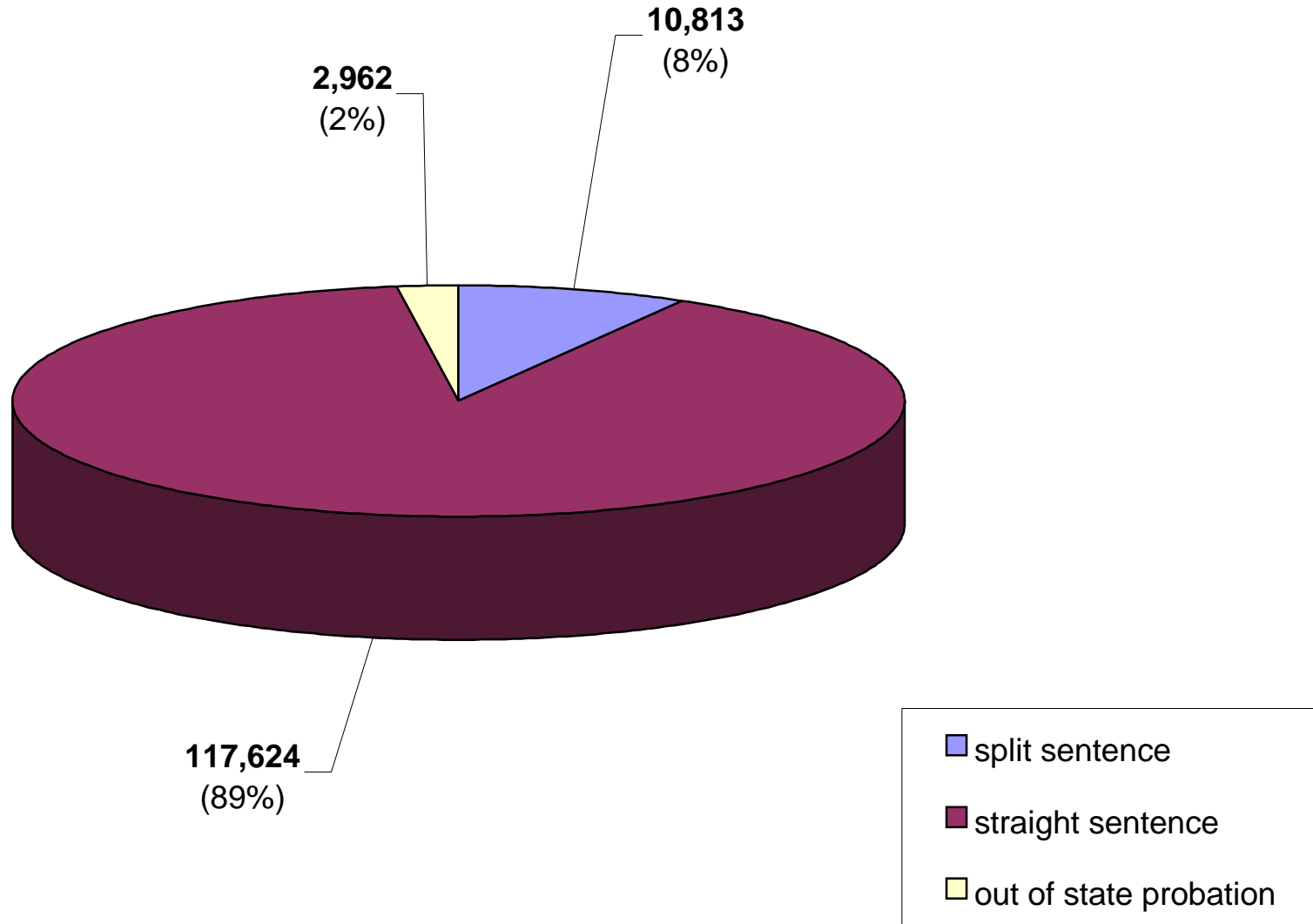
# Active Probationers By Race & Gender



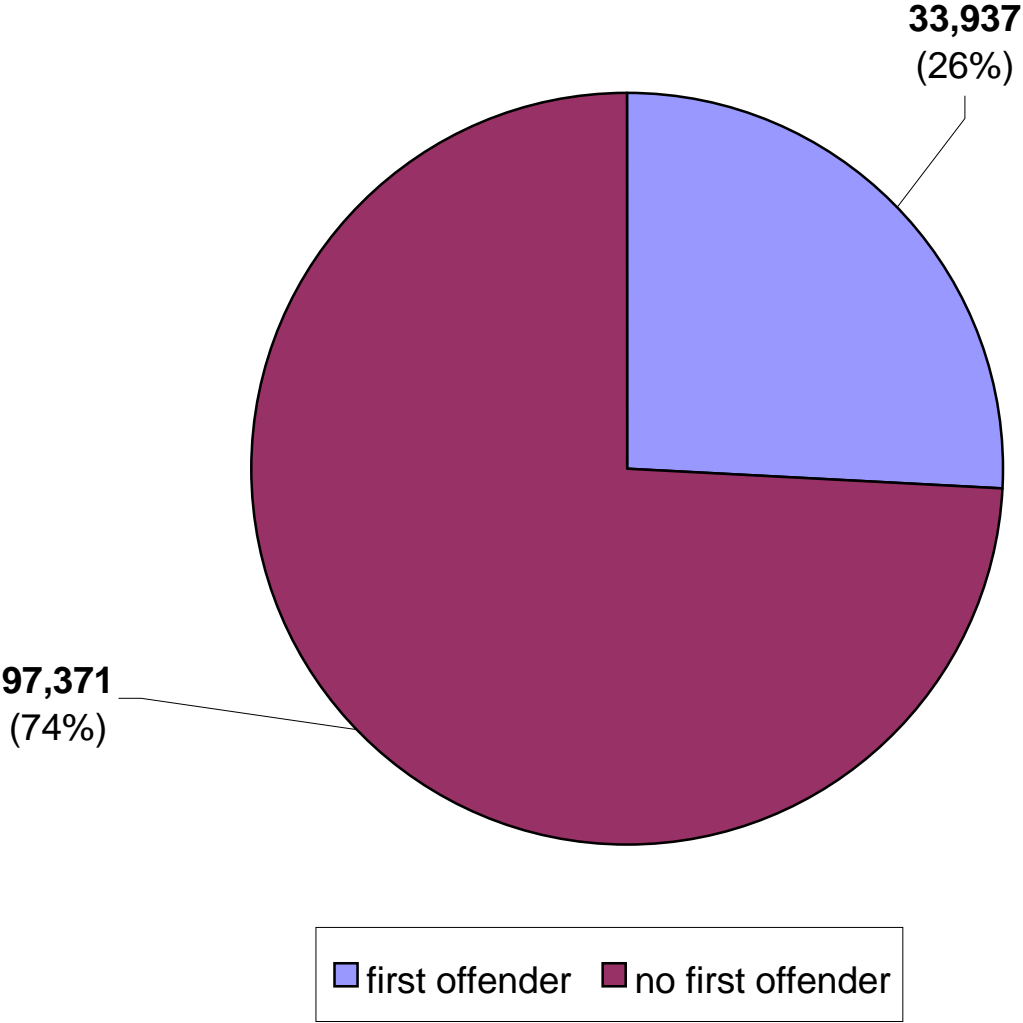
## Active Probationers By Current Supervision Type



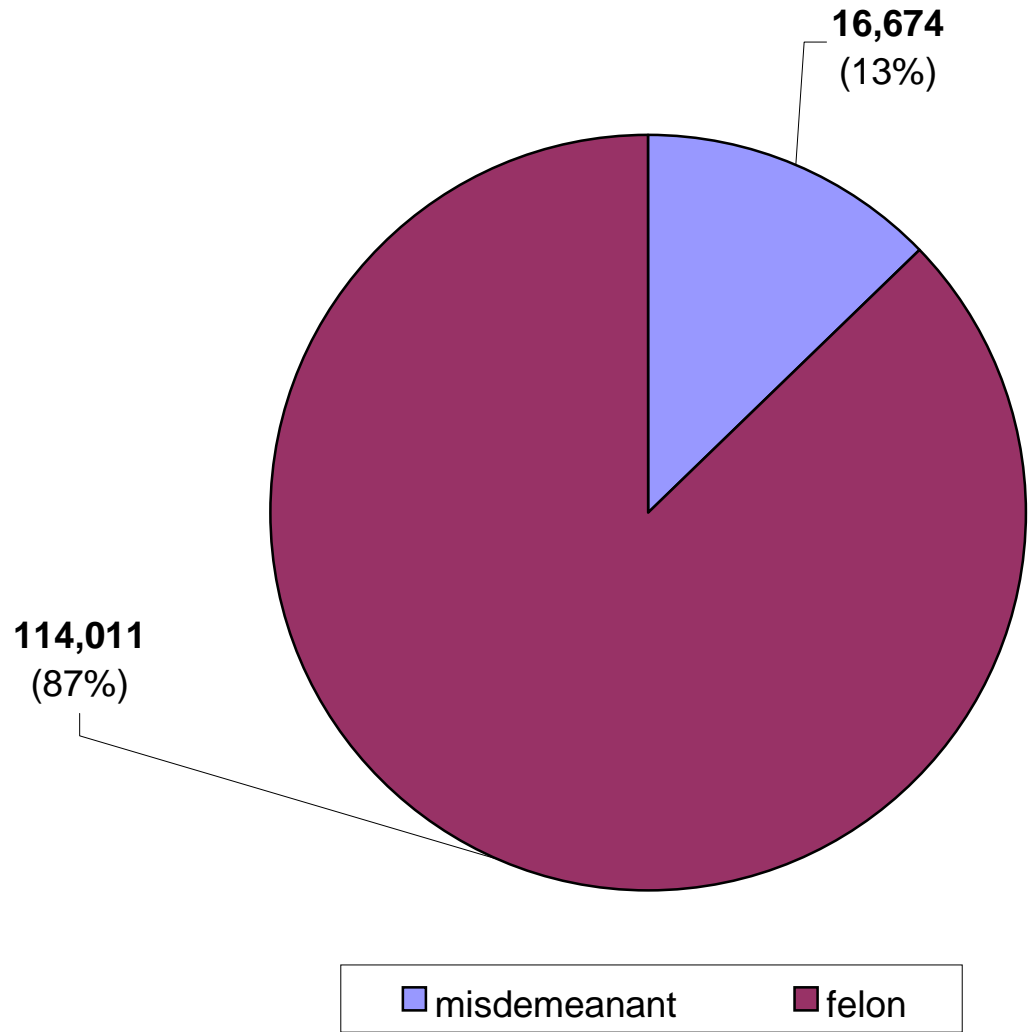
# Active Probationers By Case Type



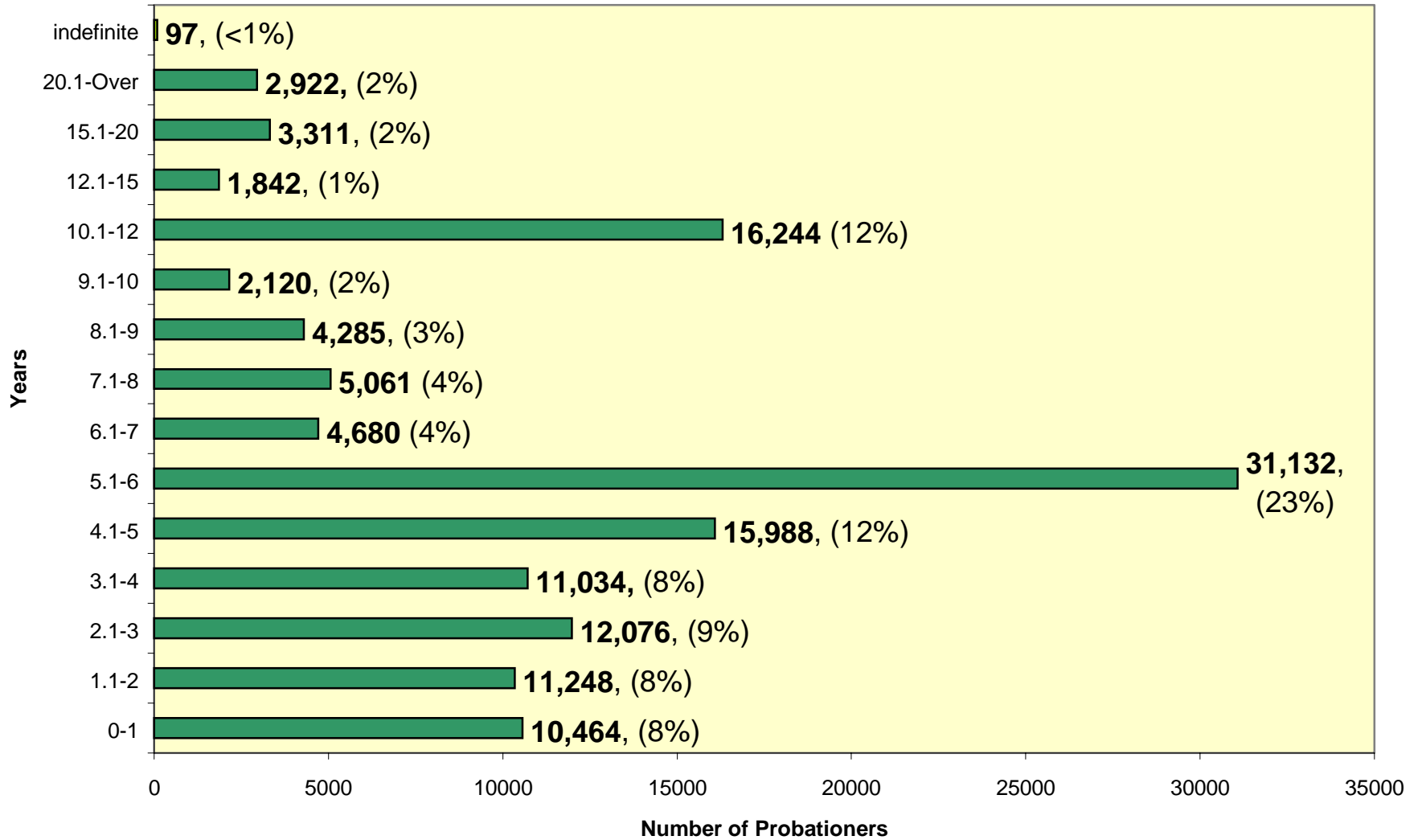
# Active Probationers By First Offender Status



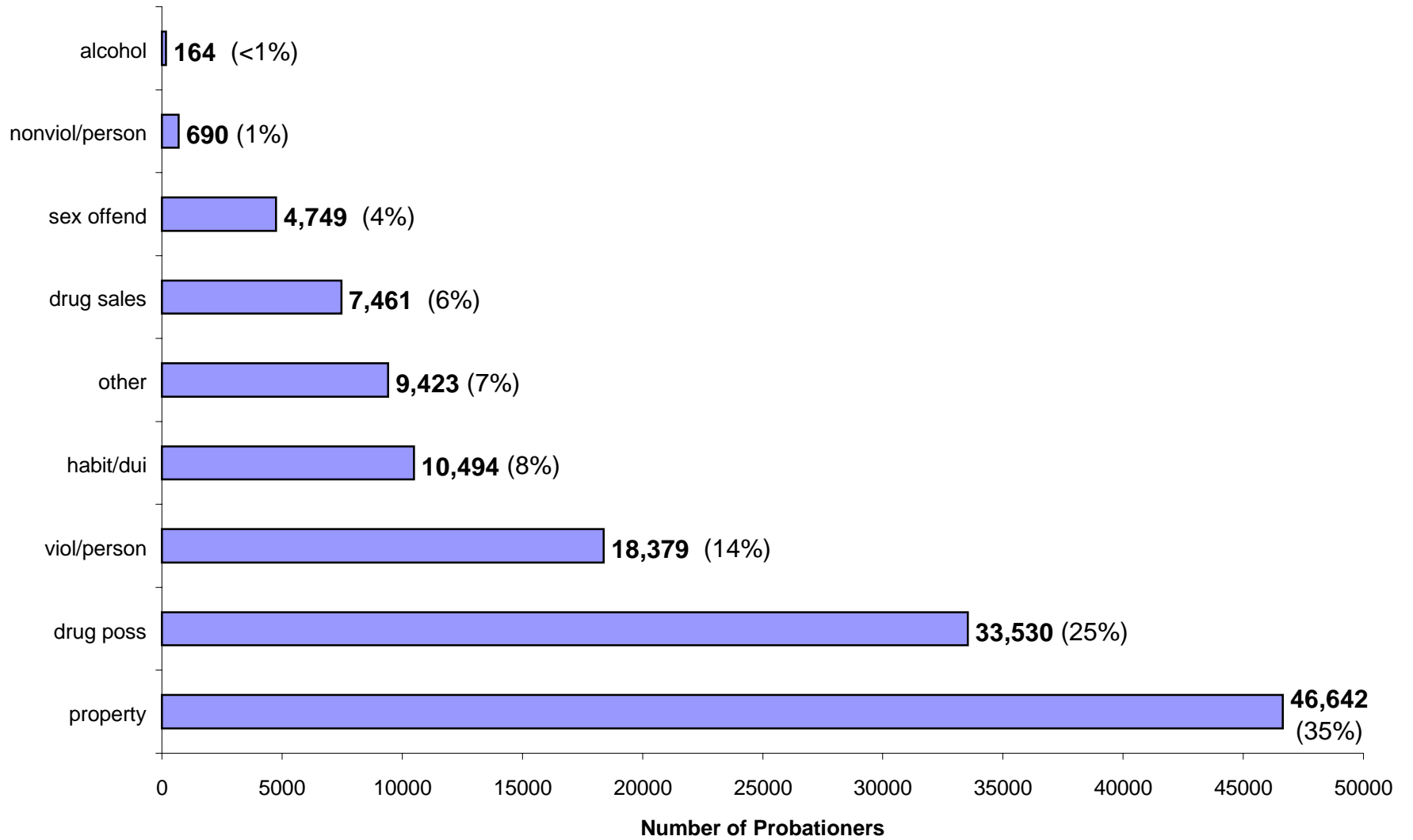
### Active Probationer By Sentence Type



## Active Probationers By Sentence Length



## Active Probationers by Crime Type



Probationer Statistical Profile

Table of contents for Active & admin probationers, not in facilities

Title	Page
-----	----
RACE AND SEX	2
CURRENT SUPERVISION TYPE	3
ORIGINAL SUPERVISION TYPE	4
TOTAL RISK SCORE	5
TOTAL NEED SCORE	6
COUNTY OF CONVICTION	7
CIRCUIT OF CONVICTION	12
CIRCUIT OF CURRENT SUPERVISION	14
SENTENCE LENGTH	16
TIME SERVED	17
TIME LEFT TO SERVE	18
CASE TYPE	19
RELEASE TYPE	20
FIRST OFFENDER STATUS	21
TYPE PROBATIONER	22
MOST SERIOUS CRIME BY GROUP	23
MOST SERIOUS OFFENSE	24
MOST SERIOUS CRIME TYPE	35



Probationer Statistical Profile

Sample: Active & admin probationers, not in facilities  
 Act probationers 10/24/2000

Requestor: Statistics

RACE AND SEX by current age & sex

RACE AND SEX	M e n				W o m e n				Grand Total %		
	age 00-21 %	age 22-39 %	age 40-98 %	age UNKWN %	Men Total %	age 00-21 %	age 22-39 %	age 40-98 %		age UNKWN %	Women Total %
WHITE MALE	6180 46	28382 46	14124 50	122 68	48808 47	0 0	0 0	0 0	0 0	0 0	48808 37
NON WHITE MALE	7225 54	33395 54	14063 50	58 32	54741 53	0 0	0 0	0 0	0 0	0 0	54741 42
WHITE FEMALE	0 0	0 0	0 0	0 0	0 0	1352 47	8409 47	3770 52	16 67	13547 48	13547 10
NON WHITE FEMALE	0 0	0 0	0 0	0 0	0 0	1540 53	9429 53	3458 48	8 33	14435 52	14435 11
Total reported	13405	61777	28187	180	103549	2892	17838	7228	24	27982	131531
Percent Reported	100.0	100.0	100.0	100.0	100.0	100.0	100.0	100.0	100.0	100.0	100.0
NOT REPORTED	0	0	1	0	1	0	0	0	0	0	1
Total	13405	61777	28188	180	103550	2892	17838	7228	24	27982	131532
AVERAGE W-AGE	19.79	29.85	47.51	***	33.36	19.81	30.47	46.21	***	33.44	33.38

\*\*\* Average age excludes missing dates of birth

Probationer Statistical Profile

Sample: Active & admin probationers, not in facilities  
Act probationers 10/24/2000

Requestor: Statistics

CURRENT SUPERVISION TYPE by current age & sex

SUPERVISION TYPE	Men							Women							Grand Total %
	age 00-21 %	age 22-39 %	age 40-98 %	age UNKWN %	Men Total %	age 00-21 %	age 22-39 %	age 40-98 %	age UNKWN %	Women Total %					
UNSUPERVISED	322 2	4224 7	2331 8	10 6	6887 7	66 2	1097 6	577 8	3 13	1743 6	8630 7				
WARRANT	1 0	3 0	0 0	0 0	4 0	0 0	0 0	0 0	0 0	0 0	4 0				
BC AFTERCARE	0 0	0 0	0 0	0 0	0 0	0 0	0 0	0 0	0 0	0 0	0 0				
HOME CONFINEMENT	2 0	2 0	1 0	0 0	5 0	0 0	1 0	1 0	0 0	2 0	7 0				
INTENSIVE	928 7	2735 4	888 3	10 6	4561 4	116 4	708 4	215 3	2 8	1041 4	5602 4				
MAXIMUM	692 5	3738 6	1770 6	13 7	6213 6	70 2	604 3	208 3	0 0	882 3	7095 5				
HIGH	1639 12	7869 13	3486 12	19 11	13013 13	200 7	1547 9	565 8	1 4	2313 8	15326 12				
MEDIUM	0 0	0 0	0 0	0 0	0 0	0 0	0 0	0 0	0 0	0 0	0 0				
STANDARD	8081 60	29608 48	12910 46	100 56	50699 49	2158 75	10845 61	4192 58	17 71	17212 62	67911 52				
ADMINISTRATIVE	1554 12	12434 20	6197 22	27 15	20212 20	262 9	2797 16	1362 19	1 4	4422 16	24634 19				
FINANCIAL	1 0	18 0	66 0	0 0	85 0	0 0	1 0	0 0	0 0	1 0	86 0				
OBSOLETE CODES	0 0	0 0	0 0	0 0	0 0	0 0	0 0	0 0	0 0	0 0	0 0				
UNCLASSIFIED	185 1	1146 2	539 2	1 1	1871 2	20 1	238 1	108 1	0 0	366 1	2237 2				
Total reported	13405	61777	28188	180	103550	2892	17838	7228	24	27982	131532				
Percent Reported	100.0	100.0	100.0	100.0	100.0	100.0	100.0	100.0	100.0	100.0	100.0				
NOT REPORTED	0	0	0	0	0	0	0	0	0	0	0				
Total	13405	61777	28188	180	103550	2892	17838	7228	24	27982	131532				

\* NOTE: IN MARCH, 1994 COMMUNITY CORRECTIONS REDEFINED THEIR TYPES. MEDIUM AND MINIMUM WERE COLLAPSED INTO STANDARD AND MAXIMUM WAS COMBINED WITH HIGH

Georgia Department of Corrections

Page 4 Run 10/24/00

Office of Planning & Analysis

Probationer Statistical Profile

Sample: Active & admin probationers, not in facilities  
Act probationers 10/24/2000

Requestor: Statistics

ORIGINAL SUPERVISION TYPE by current age & sex

SUPERVISION TYPE	M e n				W o m e n				Grand Total %		
	age 00-21 %	age 22-39 %	age 40-98 %	age UNKWN %	Men Total %	age 00-21 %	age 22-39 %	age 40-98 %		age UNKWN %	Women Total %
UNSUPERVISED	0 0	3 0	6 0	0 0	9 0	0 0	0 0	0 0	0 0	0 0	9 0
WARRANT	0 0	2 0	1 0	0 0	3 0	0 0	0 0	0 0	0 0	0 0	3 0
BC AFTERCARE	0 0	63 0	1 0	0 0	64 0	0 0	0 0	0 0	0 0	0 0	64 0
HOME CONFINEMENT	3 0	21 0	6 0	0 0	30 0	0 0	3 0	2 0	0 0	5 0	35 0
INTENSIVE	1245 9	5114 8	2054 7	25 14	8438 8	141 5	1324 7	551 8	3 13	2019 7	10457 8
MAXIMUM	644 5	4447 7	2605 9	19 11	7715 7	77 3	711 4	316 4	0 0	1104 4	8819 7
HIGH	1680 13	10068 16	4855 17	24 13	16627 16	226 8	2106 12	901 12	2 8	3235 12	19862 15
MEDIUM	2 0	662 1	473 2	0 0	1137 1	0 0	174 1	168 2	0 0	342 1	1479 1
STANDARD	8693 65	31227 51	13390 48	96 53	53406 52	2303 80	11583 65	4342 60	18 75	18246 65	71652 54
ADMINISTRATIVE	751 6	5423 9	2575 9	10 6	8759 8	111 4	1003 6	496 7	1 4	1611 6	10370 8
FINANCIAL	1 0	24 0	72 0	0 0	97 0	0 0	1 0	1 0	0 0	2 0	99 0
OBSOLETE CODES	0 0	0 0	0 0	0 0	0 0	0 0	0 0	0 0	0 0	0 0	0 0
UNCLASSIFIED	386 3	4723 8	2150 8	6 3	7265 7	34 1	933 5	451 6	0 0	1418 5	8683 7
Total reported	13405	61777	28188	180	103550	2892	17838	7228	24	27982	131532
Percent Reported	100.0	100.0	100.0	100.0	100.0	100.0	100.0	100.0	100.0	100.0	100.0
NOT REPORTED	0	0	0	0	0	0	0	0	0	0	0
Total	13405	61777	28188	180	103550	2892	17838	7228	24	27982	131532

\* NOTE: IN MARCH, 1994 COMMUNITY CORRECTIONS REDEFINED THEIR TYPES. MEDIMUM AND MINIMUM WERE COLLAPSED INTO STANDARD AND MAXIMUM WAS COMBINED WITH HIGH

Georgia Department of Corrections

Page 5 Run 10/24/00

Office of Planning & Analysis

Probationer Statistical Profile

Sample: Active & admin probationers, not in facilities  
Act probationers 10/24/2000

Requestor: Statistics

TOTAL RISK SCORE by current age & sex

SCORE	M e n				W o m e n				Grand Total %		
	age 00-21 %	age 22-39 %	age 40-98 %	age UNKWN %	Men Total %	age 00-21 %	age 22-39 %	age 40-98 %		age UNKWN %	Women Total %
< 00 (ADMIN.)	0 0	0 0	0 0	0 0	0 0	0 0	1 0	0 0	0 0	1 0	1 0
00-07 (MINIMUM)	0 0	246 0	265 1	0 0	511 1	1 0	99 1	136 2	0 0	236 1	747 1
08-14 (MEDIUM)	1 0	707 1	433 2	0 0	1141 1	0 0	187 1	142 2	0 0	329 1	1470 1
15-24 (HIGH)	2 0	926 2	772 3	0 0	1700 2	0 0	190 1	151 2	0 0	341 1	2041 2
25 & OVER (MAXIMUM)	2 0	777 1	617 2	0 0	1396 1	2 0	88 1	64 1	0 0	154 1	1550 1
NO SCORE, DIRECT ASG	13189100	53654 95	23521 92	179100	90543 95	2866100	15989 97	6093 93	24100	24972 96	115515 95
Total reported	13194	56310	25608	179	95291	2869	16554	6586	24	26033	121324
Percent Reported	98.4	91.2	90.8	99.4	92.0	99.2	92.8	91.1	100.0	93.0	92.2
NOT REPORTED	211	5467	2580	1	8259	23	1284	642	0	1949	10208
Total	13405	61777	28188	180	103550	2892	17838	7228	24	27982	131532

\* NOTE: IN MARCH, 1990 THE CATEGORIES "DIRECT ASSIGNMENT TO SUPERVISION LEVEL" AND "NEGATIVE SCORES, ADMINISTRATIVE LEVEL" WERE ADDED TO RISK & NEED

Georgia Department of Corrections

Page 6 Run 10/24/00

Office of Planning & Analysis

Probationer Statistical Profile

Sample: Active & admin probationers, not in facilities  
Act probationers 10/24/2000

Requestor: Statistics

TOTAL NEED SCORE by current age & sex

SCORE	M e n				W o m e n				Grand Total %		
	age 00-21 %	age 22-39 %	age 40-98 %	age UNKWN %	Men Total %	age 00-21 %	age 22-39 %	age 40-98 %		age UNKWN %	Women Total %
< 00 (ADMIN.)	0 0	5 0	8 0	0 0	13 0	0 0	7 0	4 0	0 0	11 0	24 0
00-07 (MINIMUM)	1 0	527 1	399 2	0 0	927 1	1 0	133 1	118 2	0 0	252 1	1179 1
08-14 (MEDIUM)	1 0	1026 2	772 3	0 0	1799 2	1 0	198 1	174 3	0 0	373 1	2172 2
15-24 (HIGH)	3 0	936 2	751 3	0 0	1690 2	1 0	187 1	162 2	0 0	350 1	2040 2
25 & OVER (MAXIMUM)	0 0	162 0	157 1	0 0	319 0	0 0	40 0	35 1	0 0	75 0	394 0
NO SCORE, DIRECT ASG	13189100	53654 95	23521 92	179100	90543 95	2866100	15989 97	6093 93	24100	24972 96	115515 95
Total reported	13194	56310	25608	179	95291	2869	16554	6586	24	26033	121324
Percent Reported	98.4	91.2	90.8	99.4	92.0	99.2	92.8	91.1	100.0	93.0	92.2
NOT REPORTED	211	5467	2580	1	8259	23	1284	642	0	1949	10208
Total	13405	61777	28188	180	103550	2892	17838	7228	24	27982	131532

\* NOTE: IN MARCH, 1990 THE CATEGORIES "DIRECT ASSIGNMENT TO SUPERVISION LEVEL" AND "NEGATIVE SCORES, ADMINISTRATIVE LEVEL" WERE ADDED TO RISK & NEED

Probationer Statistical Profile

Sample: Active & admin probationers, not in facilities  
Act probationers 10/24/2000

Requestor: Statistics

COUNTY OF CONVICTION by current age & sex

COUNTY	M e n				W o m e n				Grand Total	%												
	age 00-21	age 22-39	age 40-98	age UNKWN	Men Total	age 00-21	age 22-39	age 40-98			age UNKWN	Women Total										
APPLING COUNTY	44	0	127	0	67	0	0	0	238	0	4	0	31	0	17	0	0	0	52	0	290	0
ATKINSON COUNTY	9	0	84	0	59	0	0	0	152	0	3	0	20	0	9	0	0	0	32	0	184	0
BACON COUNTY	9	0	40	0	17	0	0	0	66	0	1	0	8	0	6	0	0	0	15	0	81	0
BAKER COUNTY	6	0	35	0	20	0	1	1	62	0	1	0	3	0	1	0	0	0	5	0	67	0
BALDWIN COUNTY	138	1	615	1	214	1	0	0	967	1	30	1	173	1	56	1	0	0	259	1	1226	1
BANKS COUNTY	32	0	151	0	82	0	1	1	266	0	7	0	38	0	14	0	0	0	59	0	325	0
BARROW COUNTY	84	1	411	1	203	1	1	1	699	1	18	1	108	1	47	1	0	0	173	1	872	1
BARTOW COUNTY	135	1	926	1	460	2	3	2	1524	1	34	1	269	2	104	1	0	0	407	1	1931	1
BEN HILL COUNTY	32	0	159	0	66	0	1	1	258	0	5	0	40	0	18	0	0	0	63	0	321	0
BERRIEN COUNTY	22	0	154	0	79	0	1	1	256	0	7	0	36	0	18	0	0	0	61	0	317	0
BIBB COUNTY	281	2	1533	2	736	3	3	2	2553	2	81	3	561	3	234	3	0	0	876	3	3429	3
BLECKLEY COUNTY	44	0	135	0	45	0	0	0	224	0	3	0	36	0	12	0	0	0	51	0	275	0
BRANTLEY COUNTY	9	0	54	0	35	0	0	0	98	0	3	0	9	0	8	0	0	0	20	0	118	0
BROOKS COUNTY	46	0	201	0	73	0	2	1	322	0	5	0	37	0	12	0	0	0	54	0	376	0
BRYAN COUNTY	25	0	82	0	44	0	1	1	152	0	3	0	18	0	16	0	1	4	38	0	190	0
BULLOCH COUNTY	229	2	577	1	202	1	2	1	1010	1	57	2	190	1	57	1	0	0	304	1	1314	1
BURKE COUNTY	30	0	128	0	55	0	0	0	213	0	4	0	30	0	8	0	0	0	42	0	255	0
BUTTS COUNTY	35	0	159	0	72	0	0	0	266	0	4	0	29	0	14	0	0	0	47	0	313	0
CALHOUN COUNTY	5	0	76	0	38	0	0	0	119	0	1	0	21	0	9	0	0	0	31	0	150	0
CAMDEN COUNTY	56	0	214	0	80	0	2	1	352	0	4	0	46	0	21	0	0	0	71	0	423	0
CANDLER COUNTY	16	0	75	0	31	0	1	1	123	0	4	0	27	0	8	0	0	0	39	0	162	0
CARROLL COUNTY	85	1	394	1	199	1	3	2	681	1	20	1	139	1	52	1	0	0	211	1	892	1
CATOOSA COUNTY	89	1	331	1	121	0	0	0	541	1	20	1	124	1	47	1	0	0	191	1	732	1
CHARLTON COUNTY	12	0	48	0	25	0	0	0	85	0	2	0	8	0	1	0	0	0	11	0	96	0
CHATHAM COUNTY	374	3	1305	2	640	2	7	4	2326	2	77	3	628	4	244	3	1	4	950	3	3276	2
CHATTAHOOCHEE COUNTY	3	0	14	0	8	0	0	0	25	0	1	0	2	0	4	0	0	0	7	0	32	0
CHATTOOGA COUNTY	51	0	221	0	111	0	0	0	383	0	10	0	59	0	29	0	0	0	98	0	481	0
CHEROKEE COUNTY	223	2	732	1	324	1	5	3	1284	1	45	2	207	1	94	1	1	4	347	1	1631	1
CLARKE COUNTY	265	2	760	1	289	1	4	2	1318	1	68	2	230	1	69	1	0	0	367	1	1685	1
CLAY COUNTY	11	0	45	0	16	0	0	0	72	0	1	0	11	0	7	0	0	0	19	0	91	0
CLAYTON COUNTY	268	2	824	1	370	1	1	1	1463	1	88	3	402	2	120	2	0	0	610	2	2073	2
CLINCH COUNTY	11	0	107	0	65	0	0	0	183	0	1	0	21	0	12	0	0	0	34	0	217	0
COBB COUNTY	964	7	5215	8	2281	8	18	10	8478	8	247	9	1530	9	641	9	2	8	2420	9	10898	8
COFFEE COUNTY	41	0	235	0	114	0	1	1	391	0	9	0	87	0	28	0	0	0	124	0	515	0
COLQUITT COUNTY	124	1	549	1	217	1	3	2	893	1	17	1	99	1	56	1	1	4	173	1	1066	1

(continued)

Probationer Statistical Profile

Sample: Active & admin probationers, not in facilities  
Act probationers 10/24/2000

Requestor: Statistics

COUNTY OF CONVICTION by current age & sex (CONTINUED)

COUNTY	M e n							W o m e n							Grand Total %							
	age 00-21	%	age 22-39	%	age 40-98	%	UNKWN	Men Total %	age 00-21	%	age 22-39	%	age 40-98	%		UNKWN	Women Total %					
COLUMBIA COUNTY	113	1	387	1	150	1	0	0	650	1	23	1	99	1	53	1	0	0	175	1	825	1
COOK COUNTY	30	0	285	0	134	0	0	0	449	0	4	0	74	0	29	0	0	0	107	0	556	0
COWETA COUNTY	109	1	455	1	211	1	3	2	778	1	38	1	178	1	54	1	1	4	271	1	1049	1
CRAWFORD COUNTY	19	0	59	0	19	0	0	0	97	0	2	0	10	0	6	0	0	0	18	0	115	0
CRISP COUNTY	54	0	228	0	129	0	2	1	413	0	12	0	75	0	32	0	0	0	119	0	532	0
DADE COUNTY	15	0	99	0	50	0	0	0	164	0	0	0	41	0	9	0	0	0	50	0	214	0
DAWSON COUNTY	15	0	62	0	43	0	0	0	120	0	2	0	17	0	6	0	0	0	25	0	145	0
DECATUR COUNTY	41	0	313	1	154	1	1	1	509	0	8	0	85	0	38	1	0	0	131	0	640	0
DEKALB COUNTY	812	6	2749	4	1214	4	4	2	4779	5	175	6	834	5	292	4	1	4	1302	5	6081	5
DODGE COUNTY	45	0	179	0	104	0	2	1	330	0	14	0	65	0	25	0	0	0	104	0	434	0
DOOLY COUNTY	19	0	95	0	46	0	0	0	160	0	2	0	26	0	8	0	0	0	36	0	196	0
DOUGHERTY COUNTY	275	2	2007	3	878	3	2	1	3162	3	72	2	608	3	224	3	1	4	905	3	4067	3
DOUGLAS COUNTY	319	2	1553	3	798	3	2	1	2672	3	65	2	469	3	205	3	1	4	740	3	3412	3
EARLY COUNTY	44	0	146	0	75	0	2	1	267	0	3	0	39	0	22	0	0	0	64	0	331	0
ECHOLS COUNTY.	7	0	23	0	18	0	0	0	48	0	0	0	2	0	1	0	0	0	3	0	51	0
EFFINGHAM COUNTY	116	1	302	0	138	0	0	0	556	1	19	1	111	1	34	0	0	0	164	1	720	1
ELBERT COUNTY	28	0	262	0	121	0	0	0	411	0	5	0	63	0	26	0	0	0	94	0	505	0
EMANUEL COUNTY	32	0	118	0	42	0	0	0	192	0	5	0	31	0	16	0	1	4	53	0	245	0
EVANS COUNTY	15	0	49	0	24	0	0	0	88	0	3	0	13	0	1	0	0	0	17	0	105	0
FANNIN COUNTY	38	0	192	0	116	0	1	1	347	0	10	0	76	0	28	0	0	0	114	0	461	0
FAYETTE COUNTY	110	1	338	1	118	0	1	1	567	1	21	1	143	1	55	1	0	0	219	1	786	1
FLOYD COUNTY	114	1	799	1	431	2	1	1	1345	1	41	1	260	1	106	1	0	0	407	1	1752	1
FORSYTH COUNTY	69	1	354	1	174	1	1	1	598	1	15	1	112	1	51	1	1	4	179	1	777	1
FRANKLIN COUNTY	22	0	214	0	100	0	1	1	337	0	4	0	46	0	15	0	0	0	65	0	402	0
FULTON COUNTY	931	7	4963	8	2305	8	4	2	8203	8	98	3	1029	6	497	7	1	4	1625	6	9828	7
GILMER COUNTY	61	0	289	0	165	1	1	1	516	0	14	0	91	1	55	1	0	0	160	1	676	1
GLASCOCK COUNTY	2	0	11	0	2	0	0	0	15	0	0	0	2	0	0	0	0	0	2	0	17	0
GLYNN COUNTY	195	1	725	1	355	1	2	1	1277	1	57	2	228	1	82	1	0	0	367	1	1644	1
GORDON COUNTY	64	0	566	1	265	1	1	1	896	1	23	1	193	1	67	1	0	0	283	1	1179	1
GRADY COUNTY	38	0	187	0	104	0	0	0	329	0	2	0	49	0	15	0	0	0	66	0	395	0
GREENE COUNTY	40	0	162	0	72	0	0	0	274	0	4	0	26	0	14	0	0	0	44	0	318	0
GWINNETT COUNTY	958	7	4128	7	1575	6	12	7	6673	6	287	10	1105	6	436	6	2	8	1830	7	8503	6
HABERSHAM COUNTY	30	0	106	0	83	0	0	0	219	0	11	0	35	0	12	0	0	0	58	0	277	0
HALL COUNTY	110	1	603	1	327	1	4	2	1044	1	36	1	226	1	90	1	0	0	352	1	1396	1
HANCOCK COUNTY	20	0	66	0	28	0	0	0	114	0	3	0	8	0	5	0	0	0	16	0	130	0

(continued)

Probationer Statistical Profile

Sample: Active & admin probationers, not in facilities  
Act probationers 10/24/2000

Requestor: Statistics

COUNTY OF CONVICTION by current age & sex (CONTINUED)

COUNTY	Men				Women				Grand Total	%												
	age 00-21	age 22-39	age 40-98	age UNKWN	age 00-21	age 22-39	age 40-98	age UNKWN														
HARALSON COUNTY	30	0	205	0	149	1	2	1	386	0	7	0	45	0	19	0	0	0	71	0	457	0
HARRIS COUNTY	30	0	111	0	56	0	0	0	197	0	4	0	19	0	17	0	0	0	40	0	237	0
HART COUNTY	29	0	181	0	74	0	2	1	286	0	3	0	39	0	22	0	0	0	64	0	350	0
HEARD COUNTY	12	0	46	0	37	0	0	0	95	0	2	0	19	0	7	0	0	0	28	0	123	0
HENRY COUNTY	166	1	626	1	236	1	3	2	1031	1	33	1	169	1	66	1	0	0	268	1	1299	1
HOUSTON COUNTY	165	1	595	1	225	1	1	1	986	1	25	1	193	1	70	1	0	0	288	1	1274	1
IRWIN COUNTY	22	0	75	0	37	0	1	1	135	0	2	0	11	0	2	0	0	0	15	0	150	0
JACKSON COUNTY	53	0	256	0	153	1	0	0	462	0	11	0	92	1	36	0	1	4	140	1	602	0
JASPER COUNTY	20	0	54	0	37	0	0	0	111	0	1	0	11	0	6	0	0	0	18	0	129	0
JEFF DAVIS COUNTY	20	0	112	0	57	0	3	2	192	0	1	0	25	0	10	0	0	0	36	0	228	0
JEFFERSON COUNTY	66	0	198	0	115	0	2	1	381	0	7	0	45	0	20	0	0	0	72	0	453	0
JENKINS COUNTY	18	0	66	0	29	0	0	0	113	0	3	0	9	0	6	0	0	0	18	0	131	0
JOHNSON COUNTY	34	0	96	0	33	0	0	0	163	0	0	0	15	0	9	0	0	0	24	0	187	0
JONES COUNTY	56	0	249	0	105	0	1	1	411	0	6	0	42	0	27	0	0	0	75	0	486	0
LAMAR COUNTY	20	0	180	0	61	0	1	1	262	0	8	0	30	0	10	0	0	0	48	0	310	0
LANIER COUNTY	9	0	118	0	42	0	0	0	169	0	3	0	28	0	11	0	0	0	42	0	211	0
LAURENS COUNTY	67	0	357	1	173	1	2	1	599	1	7	0	77	0	26	0	1	4	111	0	710	1
LEE COUNTY	51	0	241	0	130	0	0	0	422	0	10	0	43	0	17	0	0	0	70	0	492	0
LIBERTY COUNTY	49	0	194	0	40	0	3	2	286	0	8	0	79	0	27	0	0	0	114	0	400	0
LINCOLN COUNTY	13	0	48	0	31	0	0	0	92	0	0	0	10	0	6	0	0	0	16	0	108	0
LONG COUNTY	10	0	32	0	19	0	1	1	62	0	1	0	8	0	6	0	0	0	15	0	77	0
LOWNDES COUNTY	244	2	952	2	362	1	2	1	1560	2	48	2	259	1	93	1	0	0	400	1	1960	1
LUMPKIN COUNTY	22	0	125	0	61	0	1	1	209	0	1	0	47	0	24	0	0	0	72	0	281	0
MACON COUNTY	31	0	190	0	121	0	0	0	342	0	4	0	42	0	21	0	0	0	67	0	409	0
MADISON COUNTY	29	0	211	0	105	0	3	2	348	0	3	0	50	0	18	0	0	0	71	0	419	0
MARION COUNTY	15	0	46	0	25	0	0	0	86	0	2	0	2	0	6	0	0	0	10	0	96	0
MCDUFFIE COUNTY	16	0	157	0	86	0	0	0	259	0	6	0	46	0	15	0	0	0	67	0	326	0
MCINTOSH COUNTY	16	0	79	0	49	0	0	0	144	0	1	0	19	0	13	0	0	0	33	0	177	0
MERIWETHER COUNTY	75	1	180	0	115	0	1	1	371	0	13	0	45	0	29	0	1	4	88	0	459	0
MILLER COUNTY	18	0	64	0	31	0	0	0	113	0	6	0	18	0	10	0	0	0	34	0	147	0
MITCHELL COUNTY	72	1	374	1	159	1	0	0	605	1	19	1	89	0	33	0	0	0	141	1	746	1
MONROE COUNTY	34	0	188	0	72	0	1	1	295	0	8	0	47	0	21	0	0	0	76	0	371	0
MONTGOMERY COUNTY	17	0	71	0	27	0	0	0	115	0	3	0	18	0	8	0	0	0	29	0	144	0
MORGAN COUNTY	28	0	175	0	69	0	1	1	273	0	6	0	23	0	10	0	0	0	39	0	312	0
MURRAY COUNTY	32	0	187	0	71	0	0	0	290	0	2	0	56	0	11	0	0	0	69	0	359	0

(continued)



Probationer Statistical Profile

Sample: Active & admin probationers, not in facilities  
 Act probationers 10/24/2000

Requestor: Statistics

COUNTY OF CONVICTION by current age & sex (CONTINUED)

COUNTY	M e n								W o m e n								Grand					
	age	age	age	age	Men	age	age	age	age	Women	age	age	age	UNKWN	Total	Total	%					
	00-21	%	22-39	%	40-98	%	UNKWN	%	Total	%	00-21	%	22-39	%	40-98	%	UNKWN	%	Total	%	Total	%
MUSCOGEE COUNTY	275	2	1412	2	655	2	2	1	2344	2	69	2	494	3	203	3	0	0	766	3	3110	2
NEWTON COUNTY	87	1	765	1	389	1	2	1	1243	1	23	1	206	1	77	1	1	4	307	1	1550	1
OCONEE COUNTY	16	0	74	0	39	0	0	0	129	0	3	0	20	0	2	0	0	0	25	0	154	0
OGLETHORPE COUNTY	22	0	115	0	61	0	1	1	199	0	1	0	16	0	13	0	0	0	30	0	229	0
PAULDING COUNTY	102	1	384	1	222	1	5	3	713	1	16	1	83	0	39	1	0	0	138	0	851	1
PEACH COUNTY	19	0	168	0	64	0	0	0	251	0	2	0	29	0	16	0	0	0	47	0	298	0
PICKENS COUNTY	51	0	190	0	108	0	1	1	350	0	6	0	68	0	23	0	0	0	97	0	447	0
PIERCE COUNTY	12	0	61	0	25	0	0	0	98	0	2	0	17	0	4	0	0	0	23	0	121	0
PIKE COUNTY	13	0	49	0	38	0	1	1	101	0	1	0	10	0	5	0	0	0	16	0	117	0
POLK COUNTY	36	0	342	1	187	1	2	1	567	1	4	0	70	0	35	0	0	0	109	0	676	1
PULASKI COUNTY	20	0	72	0	42	0	0	0	134	0	5	0	25	0	10	0	1	4	41	0	175	0
PUTNAM COUNTY	47	0	312	1	144	1	1	1	504	0	9	0	53	0	29	0	0	0	91	0	595	0
QUITMAN COUNTY	5	0	13	0	4	0	0	0	22	0	0	0	1	0	4	0	0	0	5	0	27	0
RABUN COUNTY	32	0	108	0	43	0	1	1	184	0	1	0	12	0	11	0	0	0	24	0	208	0
RANDOLPH COUNTY	16	0	83	0	27	0	0	0	126	0	4	0	24	0	14	0	0	0	42	0	168	0
RICHMOND COUNTY	285	2	1285	2	632	2	1	1	2203	2	96	3	458	3	193	3	0	0	747	3	2950	2
ROCKDALE COUNTY	94	1	363	1	146	1	1	1	604	1	18	1	118	1	56	1	0	0	192	1	796	1
SCHLEY COUNTY	19	0	67	0	30	0	0	0	116	0	0	0	17	0	6	0	0	0	23	0	139	0
SCREVEN COUNTY	60	0	185	0	109	0	0	0	354	0	8	0	70	0	35	0	0	0	113	0	467	0
SEMINOLE COUNTY	29	0	100	0	57	0	1	1	187	0	6	0	26	0	11	0	0	0	43	0	230	0
SPALDING COUNTY	186	1	566	1	272	1	5	3	1029	1	55	2	195	1	75	1	0	0	325	1	1354	1
STEPHENS COUNTY	28	0	126	0	70	0	1	1	225	0	2	0	38	0	13	0	0	0	53	0	278	0
STEWART COUNTY	11	0	89	0	59	0	0	0	159	0	1	0	12	0	9	0	0	0	22	0	181	0
SUMTER COUNTY	167	1	711	1	372	1	1	1	1251	1	27	1	209	1	97	1	0	0	333	1	1584	1
TALBOT COUNTY	7	0	35	0	12	0	0	0	54	0	0	0	3	0	3	0	0	0	6	0	60	0
TALIAFERRO COUNTY	1	0	9	0	5	0	0	0	15	0	0	0	1	0	1	0	0	0	2	0	17	0
TATNALL COUNTY	15	0	104	0	52	0	1	1	172	0	1	0	18	0	11	0	0	0	30	0	202	0
TAYLOR COUNTY	14	0	55	0	29	0	0	0	98	0	3	0	10	0	0	0	0	0	13	0	111	0
TELFAIR COUNTY	45	0	145	0	60	0	0	0	250	0	7	0	33	0	17	0	0	0	57	0	307	0
TERRELL COUNTY	43	0	170	0	56	0	1	1	270	0	9	0	52	0	16	0	0	0	77	0	347	0
THOMAS COUNTY	146	1	634	1	245	1	1	1	1026	1	22	1	141	1	50	1	0	0	213	1	1239	1
TIFT COUNTY	70	1	394	1	179	1	1	1	644	1	18	1	101	1	37	1	1	4	157	1	801	1

TOOMBS COUNTY		69	1	273	0	124	0	2	1	468	0	31	1	101	1	50	1	0	0	182	1	650	0
TOWNS COUNTY		14	0	53	0	18	0	0	0	85	0	0	0	14	0	5	0	0	0	19	0	104	0
TREUTLEN COUNTY		12	0	78	0	37	0	2	1	129	0	1	0	12	0	7	0	0	0	20	0	149	0

-----  
 (continued)

Probationer Statistical Profile

Sample: Active & admin probationers, not in facilities  
 Act probationers 10/24/2000

Requestor: Statistics

COUNTY OF CONVICTION by current age & sex (CONTINUED)

COUNTY	M e n					W o m e n					Grand Total %
	age 00-21 %	age 22-39 %	age 40-98 %	age UNKWN %	Men Total %	age 00-21 %	age 22-39 %	age 40-98 %	age UNKWN %	Women Total %	
TROUP COUNTY	130 1	428 1	208 1	1 1	767 1	43 1	175 1	69 1	0 0	287 1	1054 1
TURNER COUNTY	19 0	95 0	41 0	0 0	155 0	3 0	15 0	9 0	0 0	27 0	182 0
TWIGGS COUNTY	7 0	79 0	35 0	1 1	122 0	1 0	17 0	10 0	0 0	28 0	150 0
UNION COUNTY	19 0	76 0	40 0	0 0	135 0	5 0	23 0	11 0	0 0	39 0	174 0
UPSON COUNTY	66 0	161 0	61 0	0 0	288 0	14 0	54 0	20 0	3 13	91 0	379 0
WALKER COUNTY	62 0	366 1	169 1	1 1	598 1	11 0	102 1	33 0	0 0	146 1	744 1
WALTON COUNTY	79 1	644 1	299 1	1 1	1023 1	16 1	141 1	50 1	0 0	207 1	1230 1
WARE COUNTY	45 0	259 0	122 0	0 0	426 0	14 0	92 1	32 0	0 0	138 0	564 0
WARREN COUNTY	12 0	46 0	21 0	1 1	80 0	0 0	5 0	2 0	0 0	7 0	87 0
WASHINGTON COUNTY	47 0	205 0	96 0	0 0	348 0	12 0	64 0	33 0	0 0	109 0	457 0
WAYNE COUNTY	24 0	144 0	78 0	0 0	246 0	4 0	44 0	26 0	0 0	74 0	320 0
WEBSTER COUNTY	4 0	36 0	24 0	0 0	64 0	0 0	5 0	0 0	0 0	5 0	69 0
WHEELER COUNTY	4 0	42 0	24 0	0 0	70 0	1 0	8 0	9 0	0 0	18 0	88 0
WHITE COUNTY	19 0	106 0	67 0	0 0	192 0	4 0	36 0	14 0	0 0	54 0	246 0
WHITFIELD COUNTY	174 1	791 1	312 1	0 0	1277 1	38 1	254 1	87 1	0 0	379 1	1656 1
WILCOX COUNTY	12 0	50 0	18 0	1 1	81 0	1 0	9 0	1 0	0 0	11 0	92 0
WILKES COUNTY	17 0	81 0	48 0	0 0	146 0	2 0	15 0	7 0	0 0	24 0	170 0
WILKINSON COUNTY	27 0	75 0	41 0	0 0	143 0	3 0	19 0	9 0	0 0	31 0	174 0
WORTH COUNTY	35 0	187 0	95 0	0 0	317 0	8 0	36 0	22 0	0 0	66 0	383 0
OUT OF STATE	227 2	1480 2	555 2	1 1	2263 2	34 1	450 3	171 2	0 0	655 2	2918 2
Total reported	13404	61770	28184	180	103538	2892	17837	7226	24	27979	131517
Percent Reported	100.0	100.0	100.0	100.0	100.0	100.0	100.0	100.0	100.0	100.0	100.0
NOT REPORTED	1	7	4	0	12	0	1	2	0	3	15
Total	13405	61777	28188	180	103550	2892	17838	7228	24	27982	131532

Probationer Statistical Profile

Sample: Active & admin probationers, not in facilities  
Act probationers 10/24/2000

Requestor: Statistics

CIRCUIT OF CONVICTION by current age & sex

CIRCUIT	M e n								W o m e n								Grand Total	%				
	age	age	age	age	Men	age	age	age	age	Women	age	age	age	Women								
	00-21	%	22-39	%	40-98	%	UNKWN	%	Total	%	00-21	%	22-39	%	40-98	%	UNKWN	%	Total	%		
ALAPAHA CIRCUIT	82	1	749	1	379	1	1	1	1211	1	19	1	179	1	79	1	0	0	277	1	1488	1
ALCOVY CIRCUIT	166	1	1414	2	693	2	3	2	2276	2	39	1	349	2	128	2	1	4	517	2	2793	2
ATLANTA CIRCUIT	931	7	4963	8	2305	8	4	2	8203	8	98	3	1029	6	497	7	1	4	1625	6	9828	8
ATLANTIC CIRCUIT	130	1	540	1	228	1	6	3	904	1	17	1	155	1	74	1	1	4	247	1	1151	1
AUGUSTA CIRCUIT	428	3	1800	3	837	3	1	1	3066	3	123	4	587	3	254	4	0	0	964	3	4030	3
BLUE RIDGE CIRCUIT	223	2	732	1	324	1	5	3	1284	1	45	2	207	1	94	1	1	4	347	1	1631	1
BRUNSWICK CIRCUIT	339	3	1322	2	637	2	7	4	2305	2	70	2	374	2	156	2	0	0	600	2	2905	2
CHATTAHOOCHEE CIRCUIT	344	3	1673	3	785	3	2	1	2804	3	79	3	530	3	233	3	0	0	842	3	3646	3
CHEROKEE CIRCUIT	199	1	1492	2	725	3	4	2	2420	2	57	2	462	3	171	2	0	0	690	2	3110	2
CLAYTON CIRCUIT	268	2	823	1	369	1	1	1	1461	1	87	3	401	2	120	2	0	0	608	2	2069	2
COBB CIRCUIT	964	7	5215	8	2281	8	18	10	8478	8	247	9	1530	9	641	9	2	8	2420	9	10898	8
CONASAUGA CIRCUIT	206	2	978	2	383	1	0	0	1567	2	40	1	310	2	98	1	0	0	448	2	2015	2
CORDELE CIRCUIT	117	1	532	1	259	1	4	2	912	1	20	1	150	1	59	1	0	0	229	1	1141	1
COWETA CIRCUIT	411	3	1503	2	770	3	8	4	2692	3	116	4	556	3	211	3	2	8	885	3	3577	3
DOUGHERTY CIRCUIT	275	2	2007	3	878	3	2	1	3162	3	72	3	608	3	224	3	1	4	905	3	4067	3
DUBLIN CIRCUIT	120	1	610	1	278	1	5	3	1013	1	9	0	121	1	52	1	1	4	183	1	1196	1
EASTERN CIRCUIT	374	3	1305	2	640	2	7	4	2326	2	77	3	628	4	244	3	1	4	950	3	3276	3
FLINT CIRCUIT	123	1	816	1	322	1	3	2	1264	1	22	1	190	1	86	1	0	0	298	1	1562	1
GRIFFIN CIRCUIT	375	3	1114	2	489	2	7	4	1985	2	91	3	402	2	155	2	3	13	651	2	2636	2
GWINNETT CIRCUIT	958	7	4128	7	1575	6	12	7	6673	6	287	10	1105	6	436	6	2	8	1830	7	8503	7
HOUSTON CIRCUIT	165	1	595	1	225	1	1	1	986	1	25	1	193	1	70	1	0	0	288	1	1274	1
LOOKOUT MOUNTAIN CIR	217	2	1017	2	451	2	1	1	1686	2	41	1	326	2	118	2	0	0	485	2	2171	2
MACON CIRCUIT	319	2	1760	3	819	3	3	2	2901	3	85	3	600	3	256	4	0	0	941	3	3842	3
MIDDLE CIRCUIT	230	2	869	1	408	1	5	3	1512	1	59	2	268	2	127	2	1	4	455	2	1967	2
MOUNTAIN CIRCUIT	90	1	340	1	196	1	2	1	628	1	14	0	85	0	36	0	0	0	135	0	763	1
NORTHEASTERN CIRCUIT	125	1	665	1	370	1	4	2	1164	1	38	1	243	1	96	1	0	0	377	1	1541	1
NORTHERN CIRCUIT	130	1	983	2	461	2	7	4	1581	2	16	1	214	1	94	1	0	0	324	1	1905	1
OCMULGEE CIRCUIT	376	3	1708	3	710	3	3	2	2797	3	62	2	355	2	156	2	0	0	573	2	3370	3
OCONEE CIRCUIT	175	1	644	1	302	1	2	1	1123	1	33	1	185	1	81	1	1	4	300	1	1423	1
OGECHEE CIRCUIT	423	3	1130	2	478	2	2	1	2033	2	87	3	380	2	132	2	0	0	599	2	2632	2
PATAULA CIRCUIT	166	1	621	1	266	1	4	2	1057	1	29	1	171	1	84	1	0	0	284	1	1341	1
PIEDMONT CIRCUIT	169	1	818	1	438	2	2	1	1427	1	36	1	238	1	97	1	1	4	372	1	1799	1

ROME CIRCUIT	114	1	799	1	431	2	1	1	1345	1	41	1	260	1	106	1	0	0	407	1	1752	1
SOUTH GEORGIA CIRCUIT	162	1	985	2	475	2	2	1	1624	2	31	1	247	1	96	1	0	0	374	1	1998	2
SOUTHERN CIRCUIT	567	4	2359	4	915	3	8	4	3849	4	92	3	538	3	212	3	1	4	843	3	4692	4

(continued)

Probationer Statistical Profile

Sample: Active & admin probationers, not in facilities  
 Act probationers 10/24/2000

Requestor: Statistics

CIRCUIT OF CONVICTION by current age & sex (CONTINUED)

CIRCUIT	M e n								W o m e n								Grand Total %
	age 00-21 %	age 22-39 %	age 40-98 %	age UNKWN %	Men Total %	age 00-21 %	age 22-39 %	age 40-98 %	age UNKWN %	Women Total %							
SOUTHWESTERN CIRCUIT	283 2	1334 2	736 3	1 1	2354 2	42 1	328 2	150 2	0 0	520 2	2874 2						
STONE MOUNTAIN CIRCUIT	812 6	2749 4	1214 4	4 2	4779 5	175 6	834 5	292 4	1 4	1302 5	6081 5						
TALLAPOOSA CIRCUIT	168 1	931 2	558 2	9 5	1666 2	27 1	198 1	93 1	0 0	318 1	1984 2						
TIFTON CIRCUIT	146 1	751 1	352 1	2 1	1251 1	31 1	163 1	70 1	1 4	265 1	1516 1						
TOOMBS CIRCUIT	61 0	352 1	193 1	1 1	607 1	8 0	79 0	31 0	0 0	118 0	725 1						
WAYCROSS CIRCUIT	128 1	697 1	338 1	1 1	1164 1	31 1	221 1	79 1	0 0	331 1	1495 1						
WESTERN CIRCUIT	281 2	834 1	328 1	4 2	1447 1	71 2	250 1	71 1	0 0	392 1	1839 1						
ROCKDALE CIRCUIT	94 1	363 1	146 1	1 1	604 1	18 1	118 1	56 1	0 0	192 1	796 1						
DOUGLAS CIRCUIT	319 2	1553 3	798 3	2 1	2672 3	65 2	469 3	205 3	1 4	740 3	3412 3						
APPALACHIAN CIRCUIT	150 1	671 1	389 1	3 2	1213 1	30 1	235 1	106 1	0 0	371 1	1584 1						
ENOTAH CIRCUIT	74 1	360 1	186 1	1 1	621 1	10 0	120 1	54 1	0 0	184 1	805 1						
BELL-FORSYTH CIRCUIT	69 1	354 1	174 1	1 1	598 1	15 1	112 1	51 1	1 4	179 1	777 1						
Total reported	13046	59958	27514	177	100695	2827	17303	7031	24	27185	127880						
Percent Reported	97.3	97.1	97.6	98.3	97.2	97.8	97.0	97.3	100.0	97.2	97.2						
TOWALIGA CIRCUIT	132	337	119	2	590	31	85	25	0	141	731						
TOWALIGA CIRCUIT	228	1488	560	1	2277	35	452	173	0	660	2937						
Total	13405	61777	28188	180	103550	2892	17838	7228	24	27982	131532						

Georgia Department of Corrections

Page 14 Run 10/24/00

Office of Planning & Analysis

Probationer Statistical Profile

Sample: Active & admin probationers, not in facilities  
Act probationers 10/24/2000

Requestor: Statistics

CIRCUIT OF CURRENT SUPERVISION by current age & sex

CIRCUIT	M e n								W o m e n								Grand Total	%				
	age 00-21	%	age 22-39	%	age 40-98	%	UNKWN	%	Men Total	%	age 00-21	%	age 22-39	%	age 40-98	%			UNKWN	%	Women Total	%
ALAPAHA CIRCUIT	98	1	762	1	381	1	1	1	1242	1	17	1	173	1	85	1	0	0	275	1	1517	1
ALCOVY CIRCUIT	167	1	1359	2	657	2	3	2	2186	2	41	1	327	2	122	2	1	4	491	2	2677	2
ATLANTA CIRCUIT	1051	8	5780	9	2631	9	5	3	9467	9	150	5	1369	8	594	8	1	4	2114	8	11581	9
ATLANTIC CIRCUIT	136	1	553	1	238	1	6	3	933	1	17	1	190	1	79	1	0	0	286	1	1219	1
AUGUSTA CIRCUIT	444	3	1916	3	886	3	2	1	3248	3	125	4	612	3	265	4	0	0	1002	4	4250	3
BLUE RIDGE CIRCUIT	183	1	690	1	309	1	5	3	1187	1	40	1	209	1	82	1	2	8	333	1	1520	1
BRUNSWICK CIRCUIT	343	3	1371	2	672	2	7	4	2393	2	74	3	389	2	164	2	0	0	627	2	3020	2
CHATTAHOOCHEE CIRCUIT	348	3	1716	3	812	3	2	1	2878	3	82	3	537	3	232	3	0	0	851	3	3729	3
CHEROKEE CIRCUIT	215	2	1523	2	724	3	5	3	2467	2	55	2	479	3	180	2	0	0	714	3	3181	2
CLAYTON CIRCUIT	254	2	915	1	364	1	0	0	1533	1	65	2	392	2	132	2	1	4	590	2	2123	2
COBB CIRCUIT	957	7	5021	8	2138	8	15	8	8131	8	228	8	1341	8	596	8	1	4	2166	8	10297	8
CONASAUGA CIRCUIT	224	2	1064	2	425	2	0	0	1713	2	43	1	327	2	103	1	0	0	473	2	2186	2
CORDELE CIRCUIT	111	1	499	1	254	1	4	2	868	1	21	1	145	1	60	1	0	0	226	1	1094	1
COWETA CIRCUIT	427	3	1558	3	805	3	8	4	2798	3	112	4	566	3	221	3	2	8	901	3	3699	3
DOUGHERTY CIRCUIT	290	2	2037	3	884	3	3	2	3214	3	69	2	613	3	220	3	1	4	903	3	4117	3
DUBLIN CIRCUIT	119	1	610	1	279	1	5	3	1013	1	8	0	131	1	53	1	1	4	193	1	1206	1
EASTERN CIRCUIT	396	3	1395	2	649	2	7	4	2447	2	80	3	624	3	241	3	1	4	946	3	3393	3
FLINT CIRCUIT	164	1	617	1	256	1	2	1	1039	1	31	1	186	1	64	1	0	0	281	1	1320	1
GRIFFIN CIRCUIT	360	3	1053	2	513	2	8	4	1934	2	91	3	355	2	128	2	3	13	577	2	2511	2
GWINNETT CIRCUIT	987	7	4276	7	1589	6	10	6	6862	7	295	10	1161	7	469	6	2	8	1927	7	8789	7
HOUSTON CIRCUIT	156	1	576	1	225	1	1	1	958	1	26	1	183	1	71	1	0	0	280	1	1238	1
LOOKOUT MOUNTAIN CIR	216	2	1022	2	472	2	1	1	1711	2	40	1	339	2	125	2	0	0	504	2	2215	2
MACON CIRCUIT	341	3	1834	3	868	3	4	2	3047	3	89	3	622	3	264	4	0	0	975	3	4022	3
MIDDLE CIRCUIT	238	2	905	1	440	2	4	2	1587	2	59	2	287	2	126	2	1	4	473	2	2060	2
MOUNTAIN CIRCUIT	88	1	374	1	211	1	2	1	675	1	18	1	103	1	51	1	0	0	172	1	847	1
NORTHEASTERN CIRCUIT	147	1	799	1	387	1	6	3	1339	1	39	1	284	2	114	2	0	0	437	2	1776	1
NORTHERN CIRCUIT	155	1	986	2	472	2	7	4	1620	2	17	1	236	1	93	1	1	4	347	1	1967	1
OCMULGEE CIRCUIT	370	3	1610	3	689	2	2	1	2671	3	61	2	357	2	154	2	0	0	572	2	3243	2
OCONEE CIRCUIT	165	1	609	1	280	1	2	1	1056	1	29	1	174	1	79	1	1	4	283	1	1339	1
OGEECHEE CIRCUIT	399	3	1064	2	483	2	2	1	1948	2	85	3	377	2	139	2	1	4	602	2	2550	2
PATAULA CIRCUIT	160	1	648	1	286	1	3	2	1097	1	29	1	171	1	85	1	0	0	285	1	1382	1
PIEDMONT CIRCUIT	154	1	811	1	434	2	1	1	1400	1	34	1	235	1	91	1	0	0	360	1	1760	1
ROME CIRCUIT	122	1	810	1	435	2	1	1	1368	1	40	1	261	1	108	1	0	0	409	1	1777	1
SOUTH GEORGIA CIRCUIT	176	1	999	2	480	2	3	2	1658	2	34	1	260	1	104	1	0	0	398	1	2056	2
SOUTHERN CIRCUIT	547	4	2362	4	931	3	7	4	3847	4	93	3	545	3	204	3	1	4	843	3	4690	4

SOUTHWESTERN CIRCUIT | 276 2 | 1284 2 | 695 2 | 1 1 | 2256 2 | 42 1 | 316 2 | 148 2 | 0 0 | 506 2 | 2762 2

(continued)

Page 15 Run 10/24/00 Georgia Department of Corrections  
Office of Planning & Analysis

Probationer Statistical Profile

Sample: Active & admin probationers, not in facilities Requestor: Statistics  
Act probationers 10/24/2000

CIRCUIT OF CURRENT SUPERVISION by current age & sex (CONTINUED)

CIRCUIT	M e n							W o m e n							Grand Total %
	age 00-21 %	age 22-39 %	age 40-98 %	age UNKWN %	Men Total %	age 00-21 %	age 22-39 %	age 40-98 %	age UNKWN %	Women Total %					
STONE MOUNTAIN CIRCUIT	864 6	3125 5	1341 5	4 2	5334 5	180 6	906 5	325 4	0 0	1411 5	6745 5				
TALLAPOOSA CIRCUIT	184 1	1018 2	577 2	9 5	1788 2	32 1	268 2	109 2	0 0	409 1	2197 2				
TIFTON CIRCUIT	155 1	767 1	368 1	2 1	1292 1	30 1	181 1	77 1	1 4	289 1	1581 1				
TOOMBS CIRCUIT	63 0	342 1	187 1	1 1	593 1	10 0	75 0	37 1	0 0	122 0	715 1				
WAYCROSS CIRCUIT	139 1	736 1	348 1	2 1	1225 1	32 1	215 1	83 1	0 0	330 1	1555 1				
WESTERN CIRCUIT	265 2	845 1	339 1	4 2	1453 1	70 2	228 1	77 1	0 0	375 1	1828 1				
ROCKDALE CIRCUIT	88 1	396 1	167 1	2 1	653 1	22 1	130 1	52 1	0 0	204 1	857 1				
DOUGLAS CIRCUIT	283 2	1331 2	696 2	3 2	2313 2	57 2	413 2	164 2	1 4	635 2	2948 2				
APPALACHIAN CIRCUIT	146 1	643 1	384 1	3 2	1176 1	27 1	214 1	99 1	0 0	340 1	1516 1				
ENOTAH CIRCUIT	74 1	364 1	192 1	1 1	631 1	16 1	113 1	61 1	0 0	190 1	821 1				
Burruss SAI	64 0	294 0	145 1	2 1	505 0	16 1	98 1	45 1	1 4	160 1	665 1				
Dodge SAI	92 1	501 1	189 1	2 1	784 1	20 1	118 1	53 1	0 0	191 1	975 1				
Total reported	13401	61770	28187	180	103538	2891	17835	7228	24	27978	131516				
Percent Reported	100.0	100.0	100.0	100.0	100.0	100.0	100.0	100.0	100.0	100.0	100.0				
Washington Det Ctr	4	7	1	0	12	1	3	0	0	4	16				
Total	13405	61777	28188	180	103550	2892	17838	7228	24	27982	131532				



Georgia Department of Corrections

Page 16 Run 10/24/00

Office of Planning & Analysis

Probationer Statistical Profile

Sample: Active & admin probationers, not in facilities  
Act probationers 10/24/2000

Requestor: Statistics

SENTENCE LENGTH by current age & sex

SENTENCE (IN YEARS)	M e n								W o m e n								Grand					
	age 00-21	%	age 22-39	%	age 40-98	%	age UNKWN	%	Total	%	age 00-21	%	age 22-39	%	age 40-98	%	age UNKWN	%	Total	%	Total	%
0-1	1689	13	4728	8	1752	6	9	5	8178	8	517	18	1402	8	473	7	0	0	2392	9	10570	8
1.1-2	1565	12	4502	7	1883	7	16	9	7966	8	466	16	1409	8	504	7	1	4	2380	9	10346	8
2.1-3	1584	12	5232	8	2221	8	23	13	9060	9	426	15	1881	11	616	9	4	17	2927	10	11987	9
3.1-4	1140	9	4753	8	2077	7	17	9	7987	8	330	11	1778	10	610	8	3	13	2721	10	10708	8
4.1-5	1567	12	7809	13	3354	12	22	12	12752	12	262	9	2226	12	847	12	3	13	3338	12	16090	12
5.1-6	3240	24	14808	24	6421	23	46	26	24515	24	563	19	4328	24	1664	23	3	13	6558	23	31073	24
6.1-7	372	3	2318	4	1050	4	8	4	3748	4	63	2	630	4	265	4	1	4	959	3	4707	4
7.1-8	380	3	2636	4	1155	4	4	2	4175	4	50	2	567	3	270	4	0	0	887	3	5062	4
8.1-9	310	2	2136	3	963	3	5	3	3414	3	45	2	569	3	267	4	1	4	882	3	4296	3
9.1-10	120	1	1061	2	593	2	0	0	1774	2	13	0	256	1	116	2	0	0	385	1	2159	2
10.1-12	1157	9	7840	13	3872	14	23	13	12892	12	134	5	2168	12	1109	15	8	33	3419	12	16311	12
12.1-15	54	0	909	1	634	2	0	0	1597	2	6	0	134	1	120	2	0	0	260	1	1857	1
15.1-20	132	1	1597	3	1116	4	3	2	2848	3	5	0	280	2	191	3	0	0	476	2	3324	3
20.1-OVER	94	1	1427	2	1027	4	4	2	2552	2	12	0	209	1	173	2	0	0	394	1	2946	2
INDEFINITE	1	0	20	0	70	0	0	0	91	0	0	0	1	0	3	0	0	0	4	0	95	0
Total reported	13405		61776		28188		180		103549		2892		17838		7228		24		27982		131531	
Percent Reported	100.0		100.0		100.0		100.0		100.0		100.0		100.0		100.0		100.0		100.0		100.0	
NOT REPORTED	0		1		0		0		1		0		0		0		0		0		1	
Total	13405		61777		28188		180		103550		2892		17838		7228		24		27982		131532	
AVERAGE EXCLUDING INDEFINITE	4.50		5.81		6.46		5.26		5.82		3.58		5.25		6.03		5.94		5.28		5.70	

Georgia Department of Corrections

Probationer Statistical Profile

Sample: Active & admin probationers, not in facilities  
Act probationers 10/24/2000

Requestor: Statistics

TIME SERVED by current age & sex

TIME SERVED (IN YRS)	M e n					W o m e n					Grand Total %
	age 00-21 %	age 22-39 %	age 40-98 %	age UNKWN %	Men Total %	age 00-21 %	age 22-39 %	age 40-98 %	age UNKWN %	Women Total %	
0-1	7118 53	18282 30	7214 26	58 32	32672 32	1693 59	5725 32	1943 27	9 38	9370 33	42042 32
1.1-2	3657 27	13321 22	5804 21	68 38	22850 22	709 25	4173 23	1445 20	10 42	6337 23	29187 22
2.1-3	1836 14	10199 17	4335 15	49 27	16419 16	376 13	3177 18	1204 17	3 13	4760 17	21179 16
3.1-4	657 5	7483 12	3307 12	2 1	11449 11	97 3	2058 12	887 12	1 4	3043 11	14492 11
4.1-5	109 1	5221 8	2515 9	2 1	7847 8	12 0	1213 7	614 8	1 4	1840 7	9687 7
5.1-6	8 0	2317 4	1141 4	0 0	3466 3	0 0	500 3	256 4	0 0	756 3	4222 3
6.1-7	3 0	1461 2	851 3	0 0	2315 2	0 0	296 2	231 3	0 0	527 2	2842 2
7.1-8	4 0	1048 2	678 2	0 0	1730 2	0 0	213 1	167 2	0 0	380 1	2110 2
8.1-9	1 0	846 1	655 2	1 1	1503 1	0 0	196 1	159 2	0 0	355 1	1858 1
9.1-10	6 0	720 1	591 2	0 0	1317 1	5 0	135 1	135 2	0 0	275 1	1592 1
10.1-12	6 0	448 1	453 2	0 0	907 1	0 0	76 0	98 1	0 0	174 1	1081 1
12.1-15	0 0	320 1	374 1	0 0	694 1	0 0	58 0	46 1	0 0	104 0	798 1
15.1-20	0 0	104 0	227 1	0 0	331 0	0 0	16 0	36 0	0 0	52 0	383 0
20.1-OVER	0 0	7 0	43 0	0 0	50 0	0 0	2 0	7 0	0 0	9 0	59 0
Total reported	13405	61777	28188	180	103550	2892	17838	7228	24	27982	131532
Percent Reported	100.0	100.0	100.0	100.0	100.0	100.0	100.0	100.0	100.0	100.0	100.0
NOT REPORTED	0	0	0	0	0	0	0	0	0	0	0
Total	13405	61777	28188	180	103550	2892	17838	7228	24	27982	131532
AVERAGE TIME SERVED	1.22	2.58	3.16	1.57	2.56	1.12	2.28	2.95	1.56	2.33	2.51

Probationer Statistical Profile

Sample: Active & admin probationers, not in facilities  
Act probationers 10/24/2000

Requestor: Statistics

TIME LEFT TO SERVE by current age & sex

TIME LEFT (IN YEARS)	M e n					W o m e n					Grand Total %
	age 00-21 %	age 22-39 %	age 40-98 %	age UNKWN %	Men Total %	age 00-21 %	age 22-39 %	age 40-98 %	age UNKWN %	Women Total %	
0-1	3476 26	15921 26	7248 26	41 23	26686 26	1047 36	4774 27	1866 26	3 13	7690 27	34376 26
1.1-2	1934 14	10545 17	4877 17	19 11	17375 17	503 17	3363 19	1339 19	3 13	5208 19	22583 17
2.1-3	2008 15	9178 15	3947 14	34 19	15167 15	437 15	2753 15	1070 15	2 8	4262 15	19429 15
3.1-4	1775 13	7493 12	3373 12	31 17	12672 12	306 11	2057 12	848 12	5 21	3216 11	15888 12
4.1-5	1895 14	6278 10	2718 10	17 9	10908 11	318 11	1859 10	693 10	1 4	2871 10	13779 10
5.1-6	380 3	2511 4	1196 4	6 3	4093 4	52 2	618 3	337 5	2 8	1009 4	5102 4
6.1-7	406 3	2304 4	1081 4	3 2	3794 4	54 2	611 3	261 4	2 8	928 3	4722 4
7.1-8	396 3	1955 3	839 3	7 4	3197 3	46 2	554 3	230 3	3 13	833 3	4030 3
8.1-9	390 3	1665 3	767 3	7 4	2829 3	43 1	437 2	169 2	1 4	650 2	3479 3
9.1-10	462 3	1459 2	701 2	6 3	2628 3	61 2	412 2	165 2	2 8	640 2	3268 2
10.1-12	54 0	679 1	383 1	2 1	1118 1	4 0	116 1	71 1	0 0	191 1	1309 1
12.1-15	119 1	820 1	446 2	3 2	1388 1	3 0	123 1	76 1	0 0	202 1	1590 1
15.1-20	82 1	609 1	339 1	4 2	1034 1	12 0	96 1	57 1	0 0	165 1	1199 1
20.1-OVER	22 0	303 0	189 1	0 0	514 0	2 0	53 0	37 1	0 0	92 0	606 0
INDEFINITE	1 0	20 0	70 0	0 0	91 0	0 0	1 0	3 0	0 0	4 0	95 0
NONE	5 0	37 0	14 0	0 0	56 0	4 0	11 0	6 0	0 0	21 0	77 0
Total reported	13405	61777	28188	180	103550	2892	17838	7228	24	27982	131532
Percent Reported	100.0	100.0	100.0	100.0	100.0	100.0	100.0	100.0	100.0	100.0	100.0
NOT REPORTED	0	0	0	0	0	0	0	0	0	0	0
Total	13405	61777	28188	180	103550	2892	17838	7228	24	27982	131532
AVERAGE EXCLUDING INDEFINITE, NONE	3.32	3.39	3.53	3.68	3.42	2.48	3.09	3.30	4.38	3.08	3.35

Georgia Department of Corrections

Page 19 Run 10/24/00

Office of Planning & Analysis

Probationer Statistical Profile

Sample: Active & admin probationers, not in facilities  
 Act probationers 10/24/2000

Requestor: Statistics

CASE TYPE by current age & sex

CASE TYPE	M e n				W o m e n				Grand Total %			
	age 00-21 %	age 22-39 %	age 40-98 %	age UNKWN %	Men Total %	age 00-21 %	age 22-39 %	age 40-98 %		age UNKWN %	Women Total %	
PRESENTENCE	0 0	0 0	0 0	0 0	0 0	0 0	0 0	0 0	0 0	0 0	0 0	0 0
SPLIT SENTENCE	193 1	5568 9	3863 14	4 2	9628 9	11 0	682 4	492 7	0 0	1185 4	10813 8	
STRAIGHT SENTENCE	12978 97	54663 88	23681 84	175 97	91497 88	2847 98	16697 94	6559 91	24100	26127 93	117624 89	
ABANDONMENT&BASTARDY	1 0	21 0	67 0	0 0	89 0	0 0	1 0	0 0	0 0	1 0	90 0	
OUT OF STATE PROB	228 2	1503 2	565 2	1 1	2297 2	34 1	455 3	176 2	0 0	665 2	2962 2	
OUT OF STATE A&B	0 0	0 0	1 0	0 0	1 0	0 0	0 0	0 0	0 0	0 0	1 0	
SUSPENDED SENTENCE	5 0	22 0	11 0	0 0	38 0	0 0	3 0	1 0	0 0	4 0	42 0	
Total reported	13405	61777	28188	180	103550	2892	17838	7228	24	27982	131532	
Percent Reported	100.0	100.0	100.0	100.0	100.0	100.0	100.0	100.0	100.0	100.0	100.0	
NOT REPORTED	0	0	0	0	0	0	0	0	0	0	0	
Total	13405	61777	28188	180	103550	2892	17838	7228	24	27982	131532	

Georgia Department of Corrections

Page 20 Run 10/24/00

Office of Planning & Analysis

Probationer Statistical Profile

Sample: Active & admin probationers, not in facilities  
Act probationers 10/24/2000

Requestor: Statistics

RELEASE TYPE by current age & sex

RELEASE TYPE	M e n					W o m e n					Grand Total %	
	age 00-21 %	age 22-39 %	age 40-98 %	age UNKWN %	Men Total %	age 00-21 %	age 22-39 %	age 40-98 %	age UNKWN %	Women Total %		
TRANSF OUT OF STATE	0 0	0 0	0 0	0 0	0 0	0 0	0 0	0 0	0 0	0 0	0 0	0 0
REVOKED (TECHNICAL)	0 0	0 0	0 0	0 0	0 0	0 0	0 0	0 0	0 0	0 0	0 0	0 0
REVOKED (NEW SENT)	0 0	0 0	0 0	0 0	0 0	0 0	0 0	0 0	0 0	0 0	0 0	0 0
REVOKED (NEW CRIME)	0 0	0 0	0 0	0 0	0 0	0 0	0 0	0 0	0 0	0 0	0 0	0 0
ABSCONDED (TOLLED)	0 0	0 0	0 0	0 0	0 0	0 0	0 0	0 0	0 0	0 0	0 0	0 0
ABSCONDED (NON-TOLL)	0 0	0 0	0 0	0 0	0 0	0 0	0 0	0 0	0 0	0 0	0 0	0 0
TERMINATED BY COURT	0 0	0 0	0 0	0 0	0 0	0 0	0 0	0 0	0 0	0 0	0 0	0 0
OUT OF STATE TERM	0 0	0 0	0 0	0 0	0 0	0 0	0 0	0 0	0 0	0 0	0 0	0 0
DEATH	0 0	0 0	0 0	0 0	0 0	0 0	0 0	0 0	0 0	0 0	0 0	0 0
FINAN OBLIG COMPLETE	0 0	0 0	0 0	0 0	0 0	0 0	0 0	0 0	0 0	0 0	0 0	0 0
OTHER	0 0	0 0	0 0	0 0	0 0	0 0	0 0	0 0	0 0	0 0	0 0	0 0
NORMAL RELEASE	0 0	0 0	0 0	0 0	0 0	0 0	0 0	0 0	0 0	0 0	0 0	0 0
A & B SPECIAL TERM	0 0	0 0	0 0	0 0	0 0	0 0	0 0	0 0	0 0	0 0	0 0	0 0
INDEP JURISDICTION	0 0	0 0	0 0	0 0	0 0	0 0	0 0	0 0	0 0	0 0	0 0	0 0
ACTIVE	13405100	61777100	28188100	180100	103550100	2892100	17838100	7228100	24100	27982100	131532100	
Total reported	13405	61777	28188	180	103550	2892	17838	7228	24	27982	131532	
Percent Reported	100.0	100.0	100.0	100.0	100.0	100.0	100.0	100.0	100.0	100.0	100.0	
NOT REPORTED	0	0	0	0	0	0	0	0	0	0	0	
Total	13405	61777	28188	180	103550	2892	17838	7228	24	27982	131532	

Georgia Department of Corrections

Page 21 Run 10/24/00

Office of Planning & Analysis

Probationer Statistical Profile

Sample: Active & admin probationers, not in facilities  
 Act probationers 10/24/2000

Requestor: Statistics

FIRST OFFENDER STATUS by current age & sex

STATUS	M e n					W o m e n					Grand Total %
	age 00-21 %	age 22-39 %	age 40-98 %	age UNKWN %	Men Total %	age 00-21 %	age 22-39 %	age 40-98 %	age UNKWN %	Women Total %	
FIRST OFFNDR STATUS	5626 42	14228 23	4210 15	34 19	24098 23	1513 52	6361 36	1958 27	7 29	9839 35	33937 26
NO FIRST OFFNDR STAT	7777 58	47477 77	23859 85	146 81	79259 77	1379 48	11467 64	5249 73	17 71	18112 65	97371 74
Total reported	13403	61705	28069	180	103357	2892	17828	7207	24	27951	131308
Percent Reported	100.0	99.9	99.6	100.0	99.8	100.0	99.9	99.7	100.0	99.9	99.8
NOT REPORTED	2	72	119	0	193	0	10	21	0	31	224
Total	13405	61777	28188	180	103550	2892	17838	7228	24	27982	131532

Probationer Statistical Profile

Sample: Active & admin probationers, not in facilities  
Act probationers 10/24/2000

Requestor: Statistics

TYPE PROBATIONER by current age & sex

TYPE PROBATIONER	M e n				W o m e n				Grand Total %		
	age 00-21 %	age 22-39 %	age 40-98 %	age UNKWN %	Men Total %	age 00-21 %	age 22-39 %	age 40-98 %		age UNKWN %	Women Total %
MISDEMEANANT	2505 19	7279 12	3100 11	32 18	12916 13	762 27	2165 12	828 12	3 13	3758 14	16674 13
FELON	10717 81	54211 88	24910 89	147 82	89985 87	2090 73	15565 88	6350 88	21 88	24026 86	114011 87
ABANDONMENT&BASTARDY	1 0	21 0	68 0	0 0	90 0	0 0	1 0	0 0	0 0	1 0	91 0
SUSPENDED SENTENCE	5 0	22 0	11 0	0 0	38 0	0 0	3 0	1 0	0 0	4 0	42 0
Total reported	13228	61533	28089	179	103029	2852	17734	7179	24	27789	130818
Percent Reported	98.7	99.6	99.6	99.4	99.5	98.6	99.4	99.3	100.0	99.3	99.5
NOT REPORTED	177	244	99	1	521	40	104	49	0	193	714
Total	13405	61777	28188	180	103550	2892	17838	7228	24	27982	131532

Georgia Department of Corrections

Page 23 Run 10/24/00

Office of Planning & Analysis

Probationer Statistical Profile

Sample: Active & admin probationers, not in facilities  
Act probationers 10/24/2000

Requestor: Statistics

MOST SERIOUS CRIME BY GROUP by current age & sex

CRIME GROUP	M e n					W o m e n					Grand Total %
	age 00-21 %	age 22-39 %	age 40-98 %	age UNKWN %	Men Total %	age 00-21 %	age 22-39 %	age 40-98 %	age UNKWN %	Women Total %	
HOMICIDE	26 0	347 1	242 1	0 0	615 1	5 0	96 1	85 1	0 0	186 1	801 1
ABORTION	0 0	6 0	1 0	0 0	7 0	0 0	1 0	0 0	0 0	1 0	8 0
BODILY INJRY&REL OFF	686 5	5015 8	2887 10	26 14	8614 8	142 5	992 6	421 6	1 4	1556 6	10170 8
ARSON & REL OFF	46 0	305 0	172 1	0 0	523 1	9 0	90 1	55 1	0 0	154 1	677 1
DAMAGE OF PROPERTY	260 2	667 1	215 1	2 1	1144 1	45 2	147 1	40 1	0 0	232 1	1376 1
BURGLARY & REL OFF	1780 13	5537 9	1372 5	5 3	8694 8	135 5	534 3	126 2	0 0	795 3	9489 7
FORGERY & REL OFF	549 4	4008 6	1651 6	7 4	6215 6	464 16	3588 20	1148 16	4 17	5204 19	11419 9
THEFT	2586 19	8187 13	3033 11	17 9	13823 13	734 25	3696 21	1308 18	2 8	5740 21	19563 15
ROBBERY	393 3	1668 3	424 2	1 1	2486 2	39 1	147 1	38 1	0 0	224 1	2710 2
SEXUAL OFFENSES	411 3	2033 3	1973 7	10 6	4427 4	9 0	93 1	38 1	0 0	140 1	4567 3
OBSCENITY CRIMES	1 0	7 0	4 0	0 0	12 0	0 0	0 0	0 0	0 0	0 0	12 0
TREASON & REL OFF	9 0	29 0	6 0	0 0	44 0	2 0	14 0	2 0	0 0	18 0	62 0
CRIMES INVOLVNG GOVT	164 1	1148 2	435 2	3 2	1750 2	35 1	446 3	235 3	1 4	717 3	2467 2
FALSIFICATIONS	16 0	159 0	87 0	1 1	263 0	16 1	86 0	27 0	0 0	129 0	392 0
OBSTRUCT LAW ENFORCE	42 0	254 0	85 0	0 0	381 0	14 0	81 0	29 0	0 0	124 0	505 0
DISORDERLY CONDUCT	66 0	209 0	64 0	1 1	340 0	10 0	31 0	8 0	0 0	49 0	389 0
GAMBLING & REL OFF	4 0	25 0	16 0	0 0	45 0	5 0	7 0	5 0	0 0	17 0	62 0
CRUELTY TO CHILDREN	22 0	537 1	332 1	2 1	893 1	22 1	398 2	104 1	0 0	524 2	1417 1
CRIMES WITH GUNS	193 1	943 2	616 2	3 2	1755 2	18 1	46 0	29 0	0 0	93 0	1848 1
INVASION PRIVACY	7 0	98 0	46 0	1 1	152 0	0 0	2 0	2 0	0 0	4 0	156 0
RACKETEERING	0 0	2 0	17 0	0 0	19 0	1 0	3 0	2 0	0 0	6 0	25 0
DRUG ABUSE OFFENSES	3295 25	19716 32	8343 30	54 30	31408 30	354 12	4562 26	2286 32	12 50	7214 26	38622 29
DRUG TRAFFICKING	27 0	399 1	275 1	0 0	701 1	7 0	99 1	75 1	1 4	182 1	883 1
AUTO CRIMES	16 0	2428 4	2354 8	13 7	4811 5	0 0	211 1	201 3	0 0	412 1	5223 4
REVENUE & CONTRABAND	1 0	2 0	7 0	0 0	10 0	0 0	5 0	2 0	0 0	7 0	17 0
CRIMES OF OTH STATES	33 0	176 0	85 0	0 0	294 0	4 0	64 0	32 0	0 0	100 0	394 0
MISC. FELONIES	83 1	313 1	172 1	1 1	569 1	20 1	122 1	50 1	0 0	192 1	761 1
MISDEMEANORS	2688 20	7545 12	3271 12	33 18	13537 13	802 28	2271 13	877 12	3 13	3953 14	17490 13
Total reported	13404	61763	28185	180	103532	2892	17832	7225	24	27973	131505
Percent Reported	100.0	100.0	100.0	100.0	100.0	100.0	100.0	100.0	100.0	100.0	100.0
NOT REPORTED	1	14	3	0	18	0	6	3	0	9	27



-----  
Total | 13405 | 61777 | 28188 | 180 | 103550 | 2892 | 17838 | 7228 | 24 | 27982 | 131532

Georgia Department of Corrections

Page 24 Run 10/24/00

Office of Planning & Analysis

Probationer Statistical Profile

Sample: Active & admin probationers, not in facilities  
Act probationers 10/24/2000

Requestor: Statistics

MOST SERIOUS OFFENSE by current age & sex

MOST SERIOUS OFFENSE	M e n					W o m e n					Grand Total %	
	age 00-21 %	age 22-39 %	age 40-98 %	age UNKWN %	Men Total %	age 00-21 %	age 22-39 %	age 40-98 %	age UNKWN %	Women Total %		
-----												
MISDEMEANORS	-----											
abandonment	1 0	17 0	67 0	0 0	85 0	0 0	2 0	0 0	0 0	0 0	2 0	87 0
non-support	0 0	1 0	0 0	0 0	1 0	0 0	0 0	0 0	0 0	0 0	0 0	1 0
stalking	4 0	36 0	30 0	0 0	70 0	1 0	4 0	6 0	0 0	11 0	81 0	
assault & battery	29 0	246 0	101 0	1 1	377 0	8 0	44 0	11 0	0 0	63 0	440 0	
attempted murder	1 0	2 0	0 0	0 0	3 0	1 0	0 0	0 0	0 0	1 0	4 0	
aggravated assault	4 0	29 0	23 0	1 1	57 0	0 0	6 0	2 0	0 0	8 0	65 0	
simple assault	43 0	153 0	101 0	1 1	298 0	13 0	44 0	19 0	0 0	76 0	374 0	
simple battery	291 2	1170 2	488 2	4 2	1953 2	91 3	244 1	72 1	0 0	407 1	2360 2	
stabbing another	1 0	4 0	2 0	0 0	7 0	1 0	2 0	0 0	0 0	3 0	10 0	
shooting at another	2 0	1 0	2 0	0 0	5 0	0 0	2 0	1 0	0 0	3 0	8 0	
wife beating	0 0	0 0	1 0	0 0	1 0	0 0	0 0	0 0	0 0	0 0	1 0	
concealing a death	0 0	1 0	0 0	0 0	1 0	0 0	0 0	0 0	0 0	0 0	1 0	
leave scene had inju	1 0	0 0	1 0	0 0	2 0	0 0	0 0	0 0	0 0	0 0	2 0	
criminal intfer govt	1 0	3 0	3 0	0 0	7 0	0 0	0 0	0 0	0 0	0 0	7 0	
reckless conduct	37 0	87 0	41 0	2 1	167 0	8 0	26 0	8 0	0 0	42 0	209 0	
disorderly conduct	48 0	84 0	40 0	0 0	172 0	18 1	36 0	8 0	0 0	62 0	234 0	
hazing	0 0	1 0	0 0	0 0	1 0	0 0	0 0	0 0	0 0	0 0	1 0	
motor vehicle abando	0 0	1 0	1 0	0 0	2 0	0 0	0 0	1 0	0 0	1 0	3 0	
larceny	2 0	3 0	2 0	0 0	7 0	0 0	2 0	1 0	0 0	3 0	10 0	
receiving stolen goo	35 0	43 0	11 0	0 0	89 0	7 0	22 0	1 0	0 0	30 0	119 0	
theft by taking	168 1	258 0	72 0	0 0	498 0	90 3	132 1	42 1	0 0	264 1	762 1	
robbery	3 0	8 0	1 0	0 0	12 0	0 0	3 0	0 0	0 0	3 0	15 0	
burglary	6 0	29 0	5 0	0 0	40 0	1 0	2 0	0 0	0 0	3 0	43 0	
car breaking	2 0	0 0	0 0	0 0	2 0	0 0	0 0	0 0	0 0	0 0	2 0	
taking vech temporar	1 0	1 0	0 0	0 0	2 0	0 0	0 0	0 0	0 0	0 0	2 0	
alter id	2 0	2 0	0 0	0 0	4 0	0 0	0 0	0 0	0 0	0 0	4 0	
cheating & swindling	0 0	1 0	1 0	0 0	2 0	0 0	0 0	0 0	0 0	0 0	2 0	
bad checks	15 0	205 0	103 0	0 0	323 0	35 1	273 2	114 2	1 4	423 2	746 1	
fraudulent checks	2 0	4 0	4 0	0 0	10 0	1 0	10 0	1 0	0 0	12 0	22 0	
forgery	3 0	15 0	2 0	0 0	20 0	3 0	13 0	5 0	0 0	21 0	41 0	
worthless checks	0 0	8 0	6 0	0 0	14 0	0 0	8 0	8 0	0 0	16 0	30 0	
sale/dist of narcoti	0 0	8 0	4 0	0 0	12 0	0 0	0 0	1 0	0 0	1 0	13 0	

public drunkenness | 8 0 | 26 0 | 12 0 | 0 0 | 46 0 | 0 0 | 3 0 | 2 0 | 0 0 | 5 0 | 51 0

(continued)

Page 25 Run 10/24/00 Georgia Department of Corrections  
Office of Planning & Analysis

Probationer Statistical Profile

Sample: Active & admin probationers, not in facilities Requestor: Statistics  
Act probationers 10/24/2000

MOST SERIOUS OFFENSE by current age & sex (CONTINUED)

MOST SERIOUS OFFENSE	M e n					W o m e n					Grand Total %
	age 00-21 %	age 22-39 %	age 40-98 %	age UNKWN %	Men Total %	age 00-21 %	age 22-39 %	age 40-98 %	age UNKWN %	Women Total %	
s/d dep,stim,cntrf d	0 0	3 0	0 0	0 0	3 0	0 0	1 0	0 0	0 0	1 0	4 0
abusive language	2 0	0 0	1 0	0 0	3 0	0 0	2 0	0 0	0 0	2 0	5 0
poss n.t.p. whiskey	0 0	0 0	1 0	0 0	1 0	0 0	0 0	0 0	0 0	0 0	1 0
sale/dist of marijua	0 0	8 0	5 0	0 0	13 0	0 0	1 0	0 0	0 0	1 0	14 0
poss of narcotics	0 0	3 0	1 0	0 0	4 0	1 0	0 0	1 0	0 0	2 0	6 0
poss dep,stim,cntrf	0 0	7 0	0 0	0 0	7 0	0 0	1 0	0 0	0 0	1 0	8 0
poss of l.s.d.	1 0	0 0	1 0	0 0	2 0	0 0	0 0	0 0	0 0	0 0	2 0
poss of marijuana	283 2	299 0	50 0	1 1	633 1	49 2	68 0	14 0	0 0	131 0	764 1
viol motor veh law	114 1	405 1	132 0	1 1	652 1	18 1	77 0	24 0	1 4	120 0	772 1
d.u.i.	492 4	2587 4	1315 5	16 9	4410 4	96 3	504 3	269 4	1 4	870 3	5280 4
obstr of law enf off	172 1	391 1	118 0	1 1	682 1	30 1	83 0	40 1	0 0	153 1	835 1
impersonating anothe	18 0	45 0	7 0	0 0	70 0	5 0	26 0	0 0	0 0	31 0	101 0
criminal trespassing	200 2	213 0	93 0	3 2	509 1	30 1	75 0	22 0	0 0	127 0	636 0
illegal attm to obt	1 0	1 0	1 0	0 0	3 0	0 0	2 0	2 0	0 0	4 0	7 0
criminal damage	18 0	19 0	4 0	0 0	41 0	3 0	8 0	1 0	0 0	12 0	53 0
terroristic threats	1 0	5 0	5 0	0 0	11 0	2 0	0 0	0 0	0 0	2 0	13 0
viol ga cntrl subst	149 1	294 0	62 0	0 0	505 0	40 1	85 0	23 0	0 0	148 1	653 1
prostitution	0 0	0 0	0 0	0 0	0 0	1 0	2 0	1 0	0 0	4 0	4 0
sodomy	0 0	1 0	4 0	0 0	5 0	0 0	0 0	0 0	0 0	0 0	5 0
public indecency	4 0	42 0	19 0	0 0	65 0	0 0	1 0	0 0	0 0	1 0	66 0
peeping tom	4 0	3 0	0 0	0 0	7 0	0 0	0 0	0 0	0 0	0 0	7 0
molesting a minor	0 0	0 0	3 0	0 0	3 0	0 0	1 0	0 0	0 0	1 0	4 0
attempted rape	1 0	3 0	0 0	0 0	4 0	0 0	0 0	0 0	0 0	0 0	4 0
sexual battery	21 0	37 0	36 0	0 0	94 0	1 0	2 0	0 0	0 0	3 0	97 0
vagrancy	1 0	1 0	0 0	0 0	2 0	0 0	0 0	0 0	0 0	0 0	2 0
escape	3 0	11 0	3 0	0 0	17 0	1 0	2 0	0 0	0 0	3 0	20 0
cpwl & concealed wea	49 0	73 0	25 0	1 1	148 0	3 0	5 0	2 0	0 0	10 0	158 0
shoplifting	166 1	163 0	54 0	0 0	383 0	177 6	246 1	78 1	0 0	501 2	884 1
viol game & fish law	4 0	3 0	1 0	0 0	8 0	0 0	0 0	1 0	0 0	1 0	9 0
pointing gun at anot	3 0	14 0	10 0	0 0	27 0	1 0	2 0	1 0	0 0	4 0	31 0
carry dly weapons pu	11 0	13 0	0 0	0 0	24 0	1 0	2 0	0 0	0 0	3 0	27 0
criminal attempt	1 0	3 0	1 0	0 0	5 0	0 0	2 0	3 0	0 0	5 0	10 0
other misdemeanor	82 1	207 0	96 0	0 0	385 0	25 1	91 1	43 1	0 0	159 1	544 0
riot	1 0	0 0	0 0	0 0	1 0	0 0	0 0	0 0	0 0	0 0	1 0
inciting to riot	1 0	0 0	0 0	0 0	1 0	0 0	0 0	0 0	0 0	0 0	1 0

---

(continued)

Probationer Statistical Profile

Sample: Active & admin probationers, not in facilities  
Act probationers 10/24/2000

Requestor: Statistics

MOST SERIOUS OFFENSE by current age & sex (CONTINUED)

MOST SERIOUS OFFENSE	Men					Women					Grand Total	%
	age 00-21	age 22-39	age 40-98	age UNKWN	Men Total	age 00-21	age 22-39	age 40-98	age UNKWN	Women Total		
fighting in public p	13	14	0	0	27	10	1	0	0	11	38	
disrupting gen.assem	1	0	0	0	1	0	0	0	0	0	1	
mis off against pub	1	4	1	0	6	0	0	0	0	0	6	
off agnst pub hlth/m	0	3	6	0	9	0	1	0	0	1	10	
gambling & related o	0	2	1	0	3	0	0	1	0	1	4	
obscenity & related	0	2	0	0	2	0	0	0	0	0	2	
sale/dist mat hrmfl	0	1	0	0	1	0	0	0	0	0	1	
involuntary manslaug	0	0	1	0	1	0	0	1	0	1	2	
interference with cu	6	6	4	0	16	1	1	0	0	2	18	
theft by deception <	4	18	11	0	33	6	20	8	0	34	67	
theft/lost/property<	4	10	1	0	15	0	4	0	0	4	19	
theft of services <	1	10	6	0	17	1	6	1	0	8	25	
theft by conversion	5	21	8	0	34	0	13	6	0	19	53	
theft motor vehicle,	2	3	1	0	6	0	0	0	0	0	6	
conversn paymnt real	0	1	0	0	1	0	0	0	0	0	1	
conversn leasd prop	0	1	0	0	1	0	0	0	0	0	1	
entrng mot veh crim	4	7	0	0	11	0	3	1	0	4	15	
violtn forgery&fraud	1	0	0	0	1	0	2	1	0	3	4	
abdmnt dang drugs/po	1	3	1	0	5	0	0	0	0	0	5	
trnsatns drug rel ob	0	0	0	0	0	0	1	0	0	1	1	
tpos/use drug rel ob	0	3	2	0	5	0	3	1	0	4	9	
obtn/attmpt drugs il	1	3	1	0	5	0	5	5	0	10	15	
viol dangerous drugs	0	2	2	0	4	0	1	0	0	1	5	
mfg/dist imitate con	0	3	0	0	3	0	0	0	0	0	3	
misc. abuse govt off	1	0	0	0	1	0	2	0	0	2	3	
misc. obstruction pu	1	2	0	0	3	0	0	0	0	0	3	
misc. escape & other	1	1	0	0	2	0	0	0	0	0	2	
misc. offns relt jud	0	1	0	0	1	0	3	1	0	4	5	
misc. obstruction of	0	5	1	0	6	2	1	1	0	4	10	
misc. crim trsps/cr	2	3	0	0	5	0	0	0	0	0	5	
littering pub & priv	0	0	0	0	0	1	0	0	0	1	1	
misc. sexual offense	17	2	4	0	23	0	0	1	0	1	24	
keepng place prostit	0	0	0	0	0	0	1	0	0	1	1	
pandering	1	3	1	0	5	0	0	0	0	0	5	
distrbut obscene mat	0	2	0	0	2	0	0	0	0	0	2	

(continued)

Georgia Department of Corrections

Page 27 Run 10/24/00

Office of Planning & Analysis

Probationer Statistical Profile

Sample: Active & admin probationers, not in facilities  
Act probationers 10/24/2000

Requestor: Statistics

MOST SERIOUS OFFENSE by current age & sex (CONTINUED)

MOST SERIOUS OFFENSE	M e n					W o m e n					Grand Total %
	age 00-21 %	age 22-39 %	age 40-98 %	age UNKWN %	Men Total %	age 00-21 %	age 22-39 %	age 40-98 %	age UNKWN %	Women Total %	
providing sex mat mi	0 0	1 0	0 0	0 0	1 0	0 0	0 0	0 0	0 0	0 0	1 0
exhibit sex shows mi	0 0	0 0	1 0	0 0	1 0	0 0	1 0	0 0	0 0	1 0	2 0
dng instrmntalties &	0 0	1 0	0 0	0 0	1 0	0 0	0 0	0 0	0 0	0 0	1 0
vio prvsns/regs alco	0 0	2 0	1 0	0 0	3 0	0 0	2 0	0 0	0 0	2 0	5 0
furnish liquor to mi	7 0	5 0	4 0	0 0	16 0	1 0	0 0	1 0	0 0	2 0	18 0
poss alc bev by juve	53 0	6 0	1 0	0 0	60 0	7 0	1 0	0 0	0 0	8 0	68 0
veh homicide tit 40	3 0	5 0	6 0	0 0	14 0	0 0	2 0	1 0	0 0	3 0	17 0
viol motor veh licen	0 0	0 0	0 0	0 0	0 0	0 0	0 0	1 0	0 0	1 0	1 0
conspiracy commit mis	1 0	0 0	0 0	0 0	1 0	0 0	0 0	0 0	0 0	0 0	1 0
misc misdemeanor	42 0	82 0	27 0	1 1	152 0	11 0	29 0	12 0	0 0	52 0	204 0
misc. invation of pr	0 0	1 0	1 0	0 0	2 0	0 0	0 0	0 0	0 0	0 0	2 0
misc contraband/smug	0 0	0 0	0 0	0 0	0 0	0 0	0 0	1 0	0 0	1 0	1 0
violation othr state	2 0	5 0	6 0	0 0	13 0	0 0	1 0	5 0	0 0	6 0	19 0
-----											
FELONIES											
-----											
MISC. HOMICIDE OFFEN	0 0	3 0	0 0	0 0	3 0	0 0	0 0	0 0	0 0	0 0	3 0
MURDER	0 0	3 0	8 0	0 0	11 0	1 0	3 0	0 0	0 0	4 0	15 0
VOLUNTARY MANSLAUGHT	1 0	82 0	94 0	0 0	177 0	0 0	33 0	47 1	0 0	80 0	257 0
INVOLUNTARY MANSLAUG	13 0	51 0	34 0	0 0	98 0	3 0	19 0	9 0	0 0	31 0	129 0
FETICIDE	1 0	2 0	0 0	0 0	3 0	0 0	1 0	0 0	0 0	1 0	4 0
ADVISED KILLING OF I	0 0	0 0	1 0	0 0	1 0	0 0	0 0	0 0	0 0	0 0	1 0
VEHICULAR HOMICIDE	10 0	188 0	91 0	0 0	289 0	1 0	39 0	21 0	0 0	61 0	350 0
HOMICIDE BY PILOT,DU	0 0	2 0	2 0	0 0	4 0	0 0	0 0	1 0	0 0	1 0	5 0
CRIMINAL ATTEMPT MUR	1 0	16 0	12 0	0 0	29 0	0 0	1 0	7 0	0 0	8 0	37 0
CRIMINAL ABORTION	0 0	6 0	1 0	0 0	7 0	0 0	1 0	0 0	0 0	1 0	8 0
MISC. ASSAULT/BATTER	6 0	28 0	17 0	0 0	51 0	0 0	5 0	2 0	0 0	7 0	58 0
AGGRAVATED ASSAULT	449 3	3190 5	1886 7	19 11	5544 5	111 4	796 5	328 5	1 4	1236 5	6780 5
CRMNL ATTEMPT AGG AS	1 0	25 0	17 0	0 0	43 0	1 0	5 0	2 0	0 0	8 0	51 0
AGGRAVATED BATTERY	48 0	363 1	193 1	2 1	606 1	3 0	40 0	19 0	0 0	62 0	668 1
TERRORIST THREATS &	123 1	664 1	371 1	1 1	1159 1	20 1	80 0	37 1	0 0	137 0	1296 1

FALSE IMPRISONMENT		8		0		155		0		56		0		0		0		219		0		0		0		9		0		1		0		0		0		10		0		229		0
FAL IMPR UDR CLR LEG		1		0		2		0		0		0		0		0		3		0		0		0		1		0		0		0		0		0		1		0		4		0
MALICIOUS CONF SANE		0		0		0		0		0		0		0		0		0		0		0		0		3		0		0		0		0		0		3		0		3		0

-----  
 (continued)

Probationer Statistical Profile

Sample: Active & admin probationers, not in facilities  
Act probationers 10/24/2000

Requestor: Statistics

MOST SERIOUS OFFENSE by current age & sex (CONTINUED)

MOST SERIOUS OFFENSE	M e n					W o m e n					Grand Total %
	age 00-21 %	age 22-39 %	age 40-98 %	age UNKWN %	Men Total %	age 00-21 %	age 22-39 %	age 40-98 %	age UNKWN %	Women Total %	
KIDNAPPING	5 0	88 0	32 0	0 0	125 0	0 0	4 0	2 0	0 0	6 0	131 0
INTERFERENCE WITH CU	10 0	22 0	6 0	0 0	38 0	2 0	5 0	3 0	0 0	10 0	48 0
AGG ASSLT ON POLICE	15 0	114 0	80 0	1 1	210 0	0 0	15 0	11 0	0 0	26 0	236 0
AGG BATRY PEACE OFFI	2 0	11 0	0 0	0 0	13 0	0 0	4 0	0 0	0 0	4 0	17 0
SIMPLE BATTERY MISD	4 0	27 0	12 0	0 0	43 0	1 0	8 0	3 0	0 0	12 0	55 0
RECK COND-HIV INFCTD	1 0	5 0	1 0	0 0	7 0	0 0	3 0	0 0	0 0	3 0	10 0
STALKING	1 0	23 0	14 0	0 0	38 0	1 0	0 0	1 0	0 0	2 0	40 0
AGGRAVATED STALKING	12 0	298 0	197 1	3 2	510 1	3 0	14 0	12 0	0 0	29 0	539 0
CRIMINAL ATTEMPT KID	0 0	0 0	5 0	0 0	5 0	0 0	0 0	0 0	0 0	0 0	5 0
MISC. ARSON	2 0	11 0	2 0	0 0	15 0	0 0	2 0	3 0	0 0	5 0	20 0
FIRST DEGREE ARSON	27 0	211 0	143 1	0 0	381 0	6 0	65 0	47 1	0 0	118 0	499 0
SECOND DEGREE ARSON	11 0	58 0	20 0	0 0	89 0	2 0	17 0	2 0	0 0	21 0	110 0
THIRD DEGREE ARSON	5 0	11 0	4 0	0 0	20 0	0 0	4 0	3 0	0 0	7 0	27 0
CRIMINAL POSS EXPLOS	1 0	11 0	3 0	0 0	15 0	1 0	2 0	0 0	0 0	3 0	18 0
CRIMINAL POSS INCEND	0 0	3 0	0 0	0 0	3 0	0 0	0 0	0 0	0 0	0 0	3 0
MISC. CRIMINAL DAMAG	8 0	13 0	4 0	0 0	25 0	1 0	2 0	1 0	0 0	4 0	29 0
CRIM. DAMAGE 1ST DEG	45 0	167 0	51 0	1 1	264 0	12 0	33 0	4 0	0 0	49 0	313 0
CRIM. DAMAGE 2ND DEG	171 1	426 1	142 1	1 1	740 1	29 1	106 1	30 0	0 0	165 1	905 1
DAMAGE,DESTROY SECR	5 0	11 0	11 0	0 0	27 0	2 0	3 0	1 0	0 0	6 0	33 0
VANDALISM TO CHURCH	6 0	5 0	0 0	0 0	11 0	1 0	1 0	1 0	0 0	3 0	14 0
ALTER I.D.	25 0	45 0	7 0	0 0	77 0	0 0	2 0	3 0	0 0	5 0	82 0
BURGLARY	1675 13	5335 9	1325 5	5 3	8340 8	131 5	517 3	123 2	0 0	771 3	9111 7
POSS BURGLAR TOOLS	66 0	109 0	27 0	0 0	202 0	3 0	10 0	1 0	0 0	14 0	216 0
CRMNL ATMPT COMMIT B	39 0	93 0	20 0	0 0	152 0	1 0	7 0	2 0	0 0	10 0	162 0
MISC. FORGERY	3 0	14 0	6 0	0 0	23 0	1 0	9 0	5 0	0 0	15 0	38 0
FORGERY 1ST DEGREE	377 3	3034 5	1239 5	4 2	4654 5	306 11	2703 15	888 13	4 17	3901 14	8555 7
FORGERY 2ND DEGREE	19 0	142 0	52 0	1 1	214 0	15 1	66 0	21 0	0 0	102 0	316 0
BAD CHECKS	11 0	219 0	200 1	2 1	432 0	14 0	186 1	99 1	0 0	299 1	731 1
ILLEGAL USE-CREDIT C	3 0	15 0	3 0	0 0	21 0	2 0	12 0	1 0	0 0	15 0	36 0
THEFT CREDIT CARD	24 0	102 0	20 0	0 0	146 0	27 1	86 0	16 0	0 0	129 0	275 0
FORGERY CREDIT CARD	11 0	27 0	7 0	0 0	45 0	14 0	37 0	6 0	0 0	57 0	102 0
FRAUDULENT CREDIT CA	87 1	313 1	54 0	0 0	454 0	78 3	353 2	59 1	0 0	490 2	944 1



CRMNL POSS CREDIT CA	0 0	4 0	0 0	0 0	4 0	0 0	2 0	1 0	0 0	3 0	7 0
RECV GDS,SRVS FRAUD	2 0	18 0	12 0	0 0	32 0	0 0	24 0	16 0	0 0	40 0	72 0
TELECOMMUNICATIONS F	1 0	21 0	8 0	0 0	30 0	1 0	12 0	2 0	0 0	15 0	45 0

(continued)

Georgia Department of Corrections

Page 29 Run 10/24/00

Office of Planning & Analysis

Probationer Statistical Profile

Sample: Active & admin probationers, not in facilities  
Act probationers 10/24/2000

Requestor: Statistics

MOST SERIOUS OFFENSE by current age & sex (CONTINUED)

MOST SERIOUS OFFENSE	M e n						W o m e n						Grand Total %
	age 00-21 %	age 22-39 %	age 40-98 %	age UNKWN %	Men Total %	age 00-21 %	age 22-39 %	age 40-98 %	age UNKWN %	Women Total %			
CRMNL ATMPMT COMMIT F	1 0	6 0	1 0	0 0	8 0	1 0	3 0	2 0	0 0	6 0	14 0		
FAILR PAY NATRL PRD/	0 0	2 0	4 0	0 0	6 0	0 0	0 0	0 0	0 0	0 0	6 0		
FRADLNT ACCSSNG COMP	1 0	22 0	2 0	0 0	25 0	2 0	24 0	1 0	0 0	27 0	52 0		
MISC. FRAUD	9 0	69 0	43 0	0 0	121 0	3 0	71 0	31 0	0 0	105 0	226 0		
THEFT BY TAKING	776 6	3420 6	1382 5	8 5	5586 6	249 9	1650 9	662 9	2 9	2563 9	8149 6		
THEFT BY DECEPTION	12 0	209 0	150 1	1 1	372 0	16 1	139 1	54 1	0 0	209 1	581 0		
THEFT BY EXTORTION	2 0	18 0	4 0	0 0	24 0	0 0	9 0	3 0	0 0	12 0	36 0		
THEFT OF LOST PROPER	4 0	15 0	4 0	0 0	23 0	0 0	4 0	0 0	0 0	4 0	27 0		
THEFT BY REC STOLEN	818 6	2069 3	545 2	4 2	3436 3	60 2	259 1	68 1	0 0	387 1	3823 3		
THEFT OF SERVICES	2 0	36 0	20 0	0 0	58 0	2 0	18 0	10 0	0 0	30 0	88 0		
THEFT BY CONVERSION	7 0	261 0	217 1	1 1	486 0	13 0	127 1	70 1	0 0	210 1	696 1		
THEFT OF TRADE SECRE	0 0	1 0	4 0	0 0	5 0	1 0	0 0	0 0	0 0	1 0	6 0		
CONVSN PAYMNTS REAL	0 0	9 0	12 0	0 0	21 0	0 0	0 0	0 0	0 0	0 0	21 0		
THEFT OF MOTOR VEH,	177 1	482 1	151 1	2 1	812 1	20 1	57 0	15 0	0 0	92 0	904 1		
THEFT OF LEASED PERS	0 0	3 0	1 0	0 0	4 0	2 0	3 0	0 0	0 0	5 0	9 0		
THEFT BRING PROP IN	21 0	55 0	15 0	0 0	91 0	0 0	10 0	2 0	0 0	12 0	103 0		
THEFT RECV PROP OUT	4 0	16 0	2 0	0 0	22 0	1 0	3 0	1 0	0 0	5 0	27 0		
LIVESTOCK THEFT	2 0	10 0	4 0	0 0	16 0	0 0	4 0	0 0	0 0	4 0	20 0		
THEFT BY SHOPLIFTING	202 2	852 1	428 2	1 1	1483 1	349 12	1367 8	418 6	0 0	2134 8	3617 3		
ENTERING VEHICLE	558 4	731 1	94 0	0 0	1383 1	21 1	45 0	5 0	0 0	71 0	1454 1		
STEAL ALTER PUBLIC D	1 0	0 0	0 0	0 0	1 0	0 0	1 0	0 0	0 0	1 0	2 0		
ROBBERY	330 2	1084 2	244 1	1 1	1659 2	34 1	102 1	29 0	0 0	165 1	1824 1		
ARMED ROBBERY	32 0	465 1	158 1	0 0	655 1	3 0	39 0	8 0	0 0	50 0	705 1		
HIJACKING MOTOR VEHI	1 0	4 0	0 0	0 0	5 0	0 0	0 0	0 0	0 0	0 0	5 0		
CRIMINAL ATTEMPT ROB	22 0	70 0	15 0	0 0	107 0	2 0	4 0	0 0	0 0	6 0	113 0		
CRMNL ATMPMT ARMED RO	8 0	45 0	7 0	0 0	60 0	0 0	2 0	1 0	0 0	3 0	63 0		
MISC. SEXUAL	2 0	23 0	24 0	0 0	49 0	0 0	2 0	0 0	0 0	2 0	51 0		
RAPE	10 0	144 0	87 0	0 0	241 0	0 0	0 0	0 0	0 0	0 0	241 0		
SODOMY	8 0	42 0	61 0	2 1	113 0	0 0	1 0	1 0	0 0	2 0	115 0		
AGGRAVATED SODOMY	6 0	47 0	73 0	0 0	126 0	0 0	0 0	2 0	0 0	2 0	128 0		
BESTIALITY	1 0	0 0	0 0	0 0	1 0	0 0	0 0	0 0	0 0	0 0	1 0		
SEDUCTION	0 0	1 0	1 0	0 0	2 0	0 0	1 0	0 0	0 0	1 0	3 0		
INCEST	3 0	22 0	87 0	0 0	112 0	0 0	3 0	6 0	0 0	9 0	121 0		
BIGAMY	0 0	1 0	4 0	0 0	5 0	0 0	0 0	1 0	0 0	1 0	6 0		
MARRY A BIGAMIST	0 0	0 0	0 0	0 0	0 0	0 0	1 0	0 0	0 0	1 0	1 0		

---

(continued)

Georgia Department of Corrections

Page 30 Run 10/24/00

Office of Planning & Analysis

Probationer Statistical Profile

Sample: Active & admin probationers, not in facilities  
Act probationers 10/24/2000

Requestor: Statistics

MOST SERIOUS OFFENSE by current age & sex (CONTINUED)

MOST SERIOUS OFFENSE	M e n					W o m e n					Grand Total %
	age 00-21 %	age 22-39 %	age 40-98 %	age UNKWN %	Men Total %	age 00-21 %	age 22-39 %	age 40-98 %	age UNKWN %	Women Total %	
AGGRAVATED SEXUAL BA	3 0	24 0	29 0	0 0	56 0	0 0	1 0	1 0	0 0	2 0	58 0
PANDERING BY COMPULS	0 0	2 0	2 0	0 0	4 0	0 0	0 0	0 0	0 0	0 0	4 0
STATUTORY RAPE	226 2	560 1	46 0	0 0	832 1	1 0	18 0	2 0	0 0	21 0	853 1
CHILD MOLESTATION	118 1	907 2	1311 5	7 4	2343 2	7 0	46 0	22 0	0 0	75 0	2418 2
ENTICING CHILD-INDEC	15 0	82 0	68 0	1 1	166 0	0 0	10 0	1 0	0 0	11 0	177 0
AGGRAV. CHILD MOLEST	17 0	118 0	148 1	0 0	283 0	1 0	7 0	1 0	0 0	9 0	292 0
NECROPHILIA	0 0	1 0	0 0	0 0	1 0	0 0	0 0	0 0	0 0	0 0	1 0
SEXL/ASLT/AGN/PERS/	1 0	24 0	9 0	0 0	34 0	0 0	2 0	1 0	0 0	3 0	37 0
SEXUAL ASLT BY THERA	0 0	1 0	3 0	0 0	4 0	0 0	0 0	0 0	0 0	0 0	4 0
SOLICIT SODOMY FROM	0 0	4 0	4 0	0 0	8 0	0 0	1 0	0 0	0 0	1 0	9 0
CRIMINAL ATTPPT RAPE	1 0	29 0	13 0	0 0	43 0	0 0	0 0	0 0	0 0	0 0	43 0
CRIMINAL ATTPPT SODOM	0 0	0 0	2 0	0 0	2 0	0 0	0 0	0 0	0 0	0 0	2 0
CRIMINAL ATTPPT AGG S	0 0	1 0	1 0	0 0	2 0	0 0	0 0	0 0	0 0	0 0	2 0
MISC. OBSCENITY	1 0	5 0	2 0	0 0	8 0	0 0	0 0	0 0	0 0	0 0	8 0
DISTRIBUTING OBSCENE	0 0	1 0	1 0	0 0	2 0	0 0	0 0	0 0	0 0	0 0	2 0
DISTR MAT DEPICT NUD	0 0	1 0	1 0	0 0	2 0	0 0	0 0	0 0	0 0	0 0	2 0
MISC. PUBLIC ORDER	2 0	5 0	0 0	0 0	7 0	0 0	0 0	0 0	0 0	0 0	7 0
TREASON	0 0	0 0	0 0	0 0	0 0	0 0	1 0	0 0	0 0	1 0	1 0
INCITING TO INSURREC	0 0	1 0	0 0	0 0	1 0	0 0	0 0	0 0	0 0	0 0	1 0
FALSE SWEARNG WRITTN	7 0	23 0	6 0	0 0	36 0	2 0	13 0	2 0	0 0	17 0	53 0
ABUSE OF GOVT OFFICE	1 0	0 0	1 0	0 0	2 0	0 0	0 0	0 0	0 0	0 0	2 0
BRIBERY GOVT OFFICER	0 0	8 0	10 0	0 0	18 0	0 0	5 0	3 0	0 0	8 0	26 0
VIOLATE OATH PUBLIC	0 0	3 0	2 0	0 0	5 0	0 0	1 0	0 0	0 0	1 0	6 0
INFLUENCE LEGISLATIV	0 0	0 0	0 0	0 0	0 0	0 0	1 0	0 0	0 0	1 0	1 0
GOVT OFFCL SELL TO G	0 0	0 0	2 0	0 0	2 0	0 0	0 0	0 0	0 0	0 0	2 0
DEFRAUDING STATE	0 0	25 0	35 0	0 0	60 0	3 0	223 1	139 2	0 0	365 1	425 0
CONSPIRE RESTRAIN FR	0 0	1 0	0 0	0 0	1 0	0 0	1 0	0 0	0 0	1 0	2 0
FALSE CERTIFICATES	0 0	7 0	2 0	0 0	9 0	0 0	4 0	0 0	0 0	4 0	13 0
INFLUENCING WITNESS	1 0	11 0	7 0	0 0	19 0	0 0	2 0	4 0	0 0	6 0	25 0
OBSTR OF LAW ENF OFF	162 1	1093 2	376 1	3 2	1634 2	32 1	209 1	89 1	1 4	331 1	1965 2
MISC JUDICIAL PROCEE	0 0	0 0	3 0	0 0	3 0	2 0	0 0	0 0	0 0	2 0	5 0
PERJURY	2 0	10 0	11 0	0 0	23 0	3 0	9 0	2 0	0 0	14 0	37 0
FALSE SWEARING	1 0	14 0	7 0	0 0	22 0	0 0	12 0	4 0	0 0	16 0	38 0
SUBORDINATION OF PER	0 0	1 0	1 0	0 0	2 0	0 0	1 0	0 0	0 0	1 0	3 0
IMPERSONATION	0 0	12 0	2 0	0 0	14 0	1 0	4 0	2 0	0 0	7 0	21 0

---

(continued)

Georgia Department of Corrections

Page 31 Run 10/24/00

Office of Planning & Analysis

Probationer Statistical Profile

Sample: Active & admin probationers, not in facilities  
Act probationers 10/24/2000

Requestor: Statistics

MOST SERIOUS OFFENSE by current age & sex (CONTINUED)

MOST SERIOUS OFFENSE	M e n					W o m e n					Grand Total %
	age 00-21 %	age 22-39 %	age 40-98 %	age UNKWN %	Men Total %	age 00-21 %	age 22-39 %	age 40-98 %	age UNKWN %	Women Total %	
IMPERSONATING OFFIC	3 0	41 0	13 0	1 1	58 0	0 0	1 0	0 0	0 0	1 0	59 0
BARRATRY	0 0	5 0	1 0	0 0	6 0	0 0	0 0	0 0	0 0	0 0	6 0
EMBRACERY	0 0	0 0	1 0	0 0	1 0	0 0	2 0	0 0	0 0	2 0	3 0
FALSE STATEMENTS GOV	10 0	73 0	47 0	0 0	130 0	9 0	56 0	18 0	0 0	83 0	213 0
UNAUTH REPRESTN PEAC	0 0	1 0	0 0	0 0	1 0	0 0	0 0	0 0	0 0	0 0	1 0
IMPRSNTNG ANTHR RBAL	0 0	2 0	1 0	0 0	3 0	1 0	1 0	1 0	0 0	3 0	6 0
ESCAPE	18 0	149 0	50 0	0 0	217 0	1 0	24 0	6 0	0 0	31 0	248 0
AIDING ESCAPE	0 0	5 0	1 0	0 0	6 0	1 0	13 0	4 0	0 0	18 0	24 0
HINDERING APPREH OR	22 0	75 0	24 0	0 0	121 0	11 0	38 0	19 0	0 0	68 0	189 0
COMPOUNDING A CRIME	1 0	1 0	0 0	0 0	2 0	0 0	1 0	0 0	0 0	1 0	3 0
MUTINY IN PENAL INST	0 0	1 0	0 0	0 0	1 0	0 0	0 0	0 0	0 0	0 0	1 0
BAIL JUMPING	1 0	21 0	9 0	0 0	31 0	0 0	5 0	0 0	0 0	5 0	36 0
CRIMINAL ATTEMPT ESC	0 0	2 0	1 0	0 0	3 0	1 0	0 0	0 0	0 0	1 0	4 0
FALSE PUBLIC ALARM	13 0	12 0	4 0	0 0	29 0	3 0	4 0	1 0	0 0	8 0	37 0
CRIM INTER WITH GOVT	53 0	197 0	60 0	1 1	311 0	7 0	27 0	7 0	0 0	41 0	352 0
MISC. GAMBLING/RELAT	0 0	0 0	1 0	0 0	1 0	0 0	0 0	0 0	0 0	0 0	1 0
COMMERICAL GAMBLING	0 0	1 0	8 0	0 0	9 0	0 0	1 0	1 0	0 0	2 0	11 0
COMMUNICATING GAMBL	0 0	3 0	2 0	0 0	5 0	0 0	1 0	0 0	0 0	1 0	6 0
BRIBERY OF CONTESTAN	0 0	3 0	1 0	0 0	4 0	0 0	1 0	0 0	0 0	1 0	5 0
GAMBLING ACT ON BUSI	0 0	0 0	2 0	0 0	2 0	0 0	0 0	1 0	0 0	1 0	3 0
DOGFIGHTING	1 0	8 0	1 0	0 0	10 0	0 0	0 0	0 0	0 0	0 0	10 0
LOTTERY VIOLATION	2 0	5 0	1 0	0 0	8 0	4 0	4 0	3 0	0 0	11 0	19 0
BOARDING BUS W/CONCL	1 0	5 0	0 0	0 0	6 0	1 0	0 0	0 0	0 0	1 0	7 0
CRUELTY TO CHILDREN	17 0	484 1	273 1	2 1	776 1	20 1	392 2	103 1	0 0	515 2	1291 1
SEX EXPLOITATION CHI	3 0	17 0	22 0	0 0	42 0	1 0	1 0	1 0	0 0	3 0	45 0
ABANDONMENT OF CHILD	0 0	31 0	35 0	0 0	66 0	0 0	4 0	0 0	0 0	4 0	70 0
CNTRBTNG DELINQENCY	2 0	5 0	2 0	0 0	9 0	1 0	1 0	0 0	0 0	2 0	11 0
MISC WEAPON/EXPLOSIV	9 0	20 0	8 0	0 0	37 0	0 0	1 0	0 0	0 0	1 0	38 0
CARRY CONCEALED WEAP	21 0	92 0	28 0	0 0	141 0	2 0	3 0	0 0	0 0	5 0	146 0
CARRY PISTL WITHOUT	2 0	7 0	1 0	0 0	10 0	0 0	0 0	1 0	0 0	1 0	11 0
ALTER PISTL LICENSE	0 0	4 0	0 0	0 0	4 0	0 0	0 0	0 0	0 0	0 0	4 0
POSS OF FIREARM DUR	14 0	92 0	51 0	1 1	158 0	1 0	10 0	4 0	0 0	15 0	173 0
POSS OF CERTAIN WEAP	29 0	89 0	51 0	0 0	169 0	2 0	5 0	2 0	0 0	9 0	178 0
POSS FIREARM CONVCT	11 0	579 1	473 2	2 1	1065 1	0 0	22 0	21 0	0 0	43 0	1108 1
CARRYING WEAPON AT S	103 1	51 0	3 0	0 0	157 0	12 0	4 0	0 0	0 0	16 0	173 0

---

(continued)

Georgia Department of Corrections

Probationer Statistical Profile

Sample: Active & admin probationers, not in facilities  
Act probationers 10/24/2000

Requestor: Statistics

MOST SERIOUS OFFENSE by current age & sex (CONTINUED)

MOST SERIOUS OFFENSE	M e n						W o m e n						Grand							
	age 00-21	age % 22-39	age % 40-98	age % UNKWN	Men % Total	age %	age % 22-39	age % 40-98	age % UNKWN	Women % Total	Women %	Grand Total	Grand %							
GUARD LINE WITH WEAP	2	0	2	0	0	0	4	0	1	0	1	0	0	0	3	0	7	0		
POSS WEAPON BY PRISO	2	0	6	0	0	0	8	0	0	0	0	0	0	0	0	0	8	0		
MISUSE FIREARM HUNTI	0	0	1	0	1	0	2	0	0	0	0	0	0	0	0	0	2	0		
MISC INVASION OF PRI	0	0	1	0	2	0	3	0	0	0	1	0	1	0	0	0	5	0		
EAVESDROP & SURVEILL	0	0	6	0	7	0	14	0	1	1	14	0	1	0	0	0	15	0		
PEEPING TOM	7	0	86	0	37	0	130	0	0	0	1	0	0	0	0	1	131	0		
P/S/D OF EAVESDROP D	0	0	5	0	0	0	5	0	0	0	0	0	0	0	0	0	5	0		
RACKETEERING	0	0	2	0	17	0	19	0	1	0	3	0	2	0	0	6	25	0		
S/D NARCOTICS, OPIAT	36	0	405	1	205	1	647	1	0	0	82	0	57	1	0	139	1	786	1	
S/D DEP,STIM,CNTRF D	19	0	234	0	111	0	365	0	1	0	35	0	27	0	2	9	65	0	430	0
SALE-DIST OF LSD	6	0	23	0	1	0	30	0	2	0	0	0	1	0	0	0	3	0	33	0
SALE/DIST OF MARIJUA	259	2	1231	2	365	1	1855	2	22	1	179	1	86	1	0	0	287	1	2142	2
S/D OF ALCOHOLIC IN	0	0	2	0	3	0	5	0	0	0	0	0	1	0	0	0	1	0	6	0
POSS NARCOTICS, OPIA	81	1	575	1	311	1	970	1	3	2	164	1	90	1	1	4	268	1	1238	1
POSS DEP,STIM,CNTRF	45	0	498	1	241	1	784	1	5	0	182	1	63	1	0	0	250	1	1034	1
POSS OF L.S.D.	27	0	78	0	4	0	109	0	4	0	11	0	3	0	0	0	18	0	127	0
POSS OF MARIJUANA	265	2	1202	2	360	1	1830	2	24	1	215	1	107	2	0	0	346	1	2176	2
ILLEGAL POSS/MANF LI	1	0	2	0	6	0	9	0	0	0	1	0	0	0	0	0	1	0	10	0
ILLEGAL ATTM TO OBT	3	0	55	0	51	0	109	0	1	0	115	1	80	1	0	0	196	1	305	0
VIOLATE GA CNTRL SBS	1513	11	9566	16	4157	15	15261	15	184	6	2327	13	1138	16	4	17	3653	13	18914	15
VIOLATE DNGROUS DRGS	8	0	44	0	17	0	69	0	0	0	20	0	11	0	0	0	31	0	100	0
UNLWFL MFG/DEL/DIST	10	0	41	0	32	0	83	0	1	0	4	0	3	0	0	0	8	0	91	0
FURNISH LIQUOR TO MI	1	0	1	0	0	0	2	0	0	0	0	0	0	0	0	0	0	0	2	0
POSS DRUG RELATED MA	7	0	21	0	9	0	37	0	1	0	8	0	3	0	0	0	12	0	49	0
SALE/DIST CONT SUB P	11	0	52	0	13	0	76	0	0	0	12	0	5	0	0	0	17	0	93	0
SALE/DIST CONT SUB S	7	0	27	0	5	0	39	0	0	0	3	0	0	0	0	0	3	0	42	0
SALE/DISTRIBUTION CO	308	2	1620	3	577	2	2510	2	21	1	271	2	122	2	2	9	416	2	2926	2
POSSESSION OF COCAIN	671	5	3821	6	1706	6	6213	6	69	2	849	5	414	6	2	9	1334	5	7547	6
CRMNL ATPT VIOL SUBS	17	0	218	0	169	1	405	0	6	0	84	0	75	1	1	4	166	1	571	0
MISC. DRUGS TRAFFICK	1	0	37	0	19	0	57	0	1	0	11	0	4	0	1	4	17	0	74	0
COCAINE LESS 200 GR	19	0	235	0	156	1	410	0	2	0	50	0	45	1	0	0	97	0	507	0
COCAINE 201-400 GRAM	1	0	25	0	29	0	55	0	0	0	5	0	2	0	0	0	7	0	62	0
COCAINE 401 OR MORE	0	0	7	0	11	0	18	0	0	0	1	0	3	0	0	0	4	0	22	0
NARCOTICS LESS 14 GR	0	0	2	0	2	0	4	0	1	0	0	0	0	0	0	0	1	0	5	0
NARCOTICS 15-28 GRAM	0	0	2	0	0	0	2	0	0	0	1	0	0	0	0	0	1	0	3	0

(continued)





Georgia Department of Corrections

Probationer Statistical Profile

Sample: Active & admin probationers, not in facilities  
Act probationers 10/24/2000

Requestor: Statistics

MOST SERIOUS OFFENSE by current age & sex (CONTINUED)

MOST SERIOUS OFFENSE	M e n						W o m e n						Grand	
	age 00-21	age 22-39	age 40-98	age UNKWN	Men Total	%	age 00-21	age 22-39	age 40-98	age UNKWN	Women Total	%	Total	%
NARCOTICS 29 MORE GR	0	2	1	0	3	0	0	0	1	0	1	4	0	
MARIJUANA 101-2000 P	0	14	16	0	30	0	4	3	0	7	37	0		
MARIJUANA 2001-10000	0	2	0	0	2	0	0	0	0	0	2	0		
MARIJUANA 10001 LBS	1	2	2	0	5	0	1	0	0	1	6	0		
TRFFKNG METHAQUALONE	0	3	5	0	8	0	1	1	0	2	10	0		
TRFFKNG MTHAQUALONE>	0	2	3	0	5	0	1	0	0	1	6	0		
AMPHETAMINE 28-199 G	3	14	4	0	21	0	2	1	0	3	24	0		
AMPHETAMINE 200-399	0	1	2	0	3	0	0	1	0	1	4	0		
AMPHETAMINE 400+ GRA	0	0	0	0	0	0	1	0	0	1	1	0		
TRANSACTIONS DRUG OB	0	1	0	0	1	0	1	0	0	1	2	0		
TRANSACTIONS CNTRFT	0	4	0	0	4	0	0	1	0	1	5	0		
USE COMM FACLT Y VIO	1	7	3	0	11	1	2	2	0	5	16	0		
ATT/CONSPRCY COMMT C	1	25	14	0	40	2	13	8	0	23	63	0		
UNATHZD DIST CONTRLL	0	4	3	0	7	0	2	2	0	4	11	0		
ILLGL DIST CONTRLLD	0	10	5	0	15	0	3	1	0	4	19	0		
VIOL MOTOR VEHICLE L	14	123	99	1	237	0	26	13	0	39	276	0		
ALTER CAR TITLE	0	4	5	0	9	0	0	0	0	0	9	0		
DRVNG HABTL VIOLATOR	2	1863	1863	7	3735	4	151	140	2	291	4026	3		
HABIT TRAF VOIL/IMPA	0	208	206	1	417	0	18	31	0	49	466	0		
HABIT TRAF VIOL/OTHE	0	230	181	1	413	0	16	17	0	33	446	0		
SELL UNSTAMPED CIG/C	0	0	1	0	1	0	0	0	0	0	1	0		
COUNTERFEIT STAMPS	0	0	1	0	1	0	1	0	0	1	2	0		
DSTL ALCOHOL BEVERAG	0	0	2	0	2	0	0	1	0	1	3	0		
POSS UNAUTHORIZED ST	0	0	1	0	1	0	1	0	0	1	2	0		
POSS CONTRABAND ARTI	1	2	2	0	5	0	2	1	0	3	8	0		
TRNSPRT CONTRABAND A	0	0	0	0	0	0	1	0	0	1	1	0		
MISC. MRALS/PBLIC H/	0	1	1	0	2	0	0	1	0	1	3	0		
VIOLATN GAME AND FIS	0	2	0	0	2	0	0	0	0	0	2	0		
MISC CORRECTIONL INS	1	11	2	0	14	0	6	2	0	8	22	0		
VIOLATION OTHR STATE	33	176	85	0	294	4	64	32	0	100	394	0		
CONSPIRACY	19	31	12	1	63	5	30	8	0	43	106	0		
CRIMINAL ATTEMPT	48	220	122	0	390	9	71	32	0	112	502	0		
AIRCRAFT HIJACKING	0	2	0	0	2	0	0	0	0	0	2	0		
UNAUTH DIST RECRD DE	0	3	4	0	7	0	0	0	0	0	7	0		
CRIMINAL SOLICITATIO	1	23	22	0	46	2	10	6	0	18	64	0		

(continued)



Georgia Department of Corrections

Page 34 Run 10/24/00

Office of Planning & Analysis

Probationer Statistical Profile

Sample: Active & admin probationers, not in facilities  
 Act probationers 10/24/2000

Requestor: Statistics

MOST SERIOUS OFFENSE by current age & sex (CONTINUED)

MOST SERIOUS OFFENSE	M e n				W o m e n				Grand Total %		
	age 00-21 %	age 22-39 %	age 40-98 %	age UNKWN %	Men Total %	age 00-21 %	age 22-39 %	age 40-98 %		age UNKWN %	Women Total %
PARTY TO A CRIME	3 0	9 0	1 0	0 0	13 0	1 0	8 0	2 0	0 0	11 0	24 0
CRIMINAL TRESPASSING	11 0	19 0	6 0	0 0	36 0	2 0	1 0	1 0	0 0	4 0	40 0
GANG PARTICIPATION	82 1	749 1	379 1	1 1	1211 1	19 1	179 1	79 1	0 0	277 1	1488 1
Total reported	13486	62520	28562	181	104749	2910	18015	7306	24	28255	133004
Percent Reported	100.6	101.2	101.3	100.6	101.2	100.6	101.0	101.1	100.0	101.0	101.1
NOT REPORTED	166	1414	693	3	2276	39	349	128	1	517	2793
Total	13405	61777	28188	180	103550	2892	17838	7228	24	27982	131532

Georgia Department of Corrections

Page 35 Run 10/24/00

Office of Planning & Analysis

Probationer Statistical Profile

Sample: Active & admin probationers, not in facilities  
Act probationers 10/24/2000

Requestor: Statistics

MOST SERIOUS CRIME TYPE by current age & sex

CRIME TYPE	M e n				W o m e n				Grand Total %		
	age 00-21 %	age 22-39 %	age 40-98 %	age UNKWN %	Men Total %	age 00-21 %	age 22-39 %	age 40-98 %		age UNKWN %	Women Total %
VIOL/PERSN	1510 11	9183 15	4588 16	36 20	15317 15	330 11	1973 11	758 10	1 4	3062 11	18379 14
NVIOL/PERS	165 1	272 0	181 1	1 1	619 1	23 1	40 0	8 0	0 0	71 0	690 1
PROPERTY	5876 44	19808 32	6914 25	34 19	32632 32	1751 61	9135 51	3117 43	7 29	14010 50	46642 35
DRUG SALES	683 5	4054 7	1593 6	7 4	6337 6	54 2	688 4	377 5	5 21	1124 4	7461 6
DRUG POSSN	3072 23	16690 27	7145 25	48 27	26955 26	397 14	4140 23	2030 28	8 33	6575 23	33530 25
ALCOHOL	70 1	44 0	30 0	0 0	144 0	8 0	7 0	5 0	0 0	20 0	164 0
HABIT/DUI	508 4	5011 8	3664 13	29 16	9212 9	96 3	715 4	470 7	1 4	1282 5	10494 8
SEX OFFEND	454 3	2095 3	2039 7	10 6	4598 4	12 0	99 1	40 1	0 0	151 1	4749 4
OTHER	1067 8	4620 7	2034 7	15 8	7736 7	221 8	1041 6	423 6	2 8	1687 6	9423 7
Total reported	13405	61777	28188	180	103550	2892	17838	7228	24	27982	131532
Percent Reported	100.0	100.0	100.0	100.0	100.0	100.0	100.0	100.0	100.0	100.0	100.0
NOT REPORTED	0	0	0	0	0	0	0	0	0	0	0
Total	13405	61777	28188	180	103550	2892	17838	7228	24	27982	131532