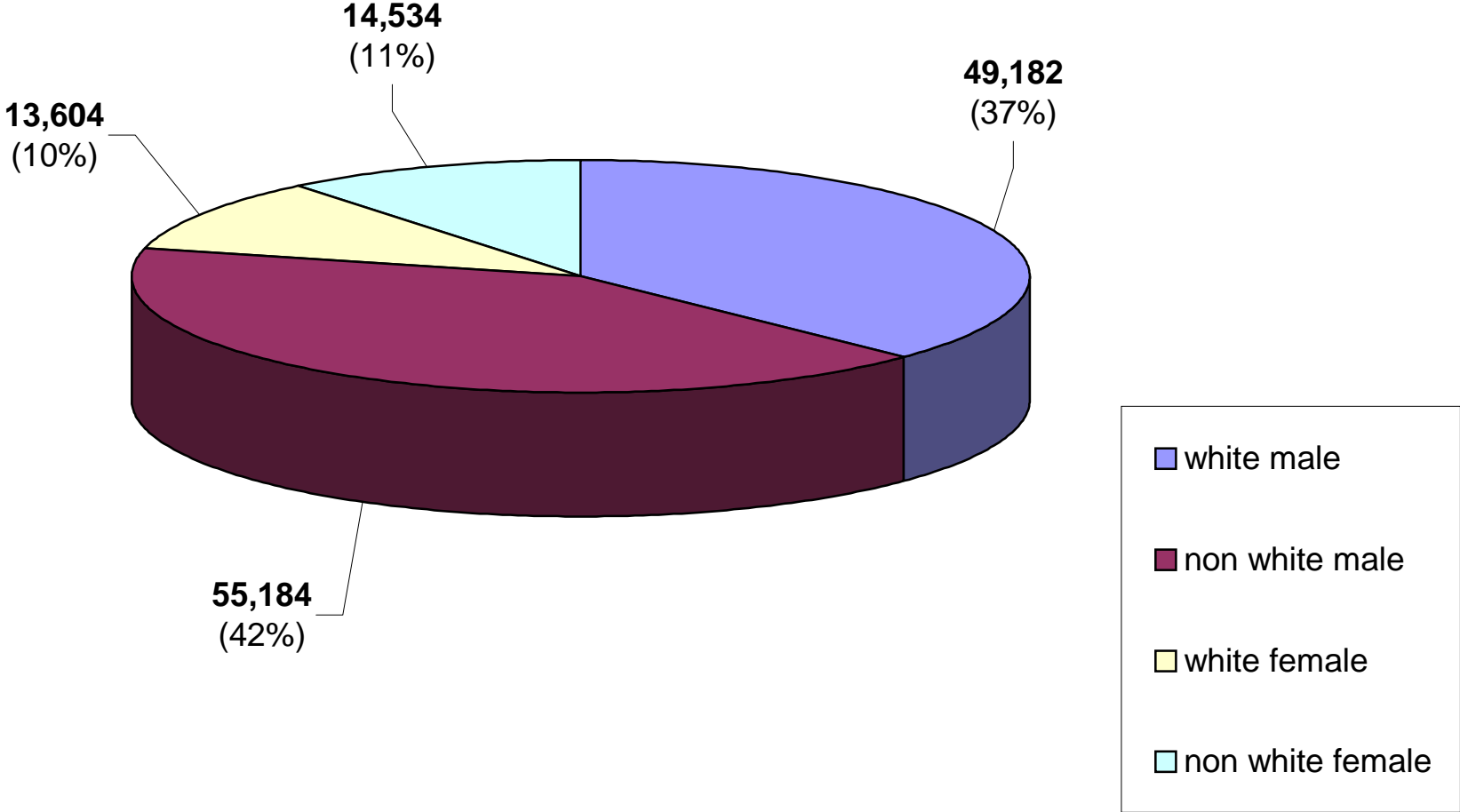
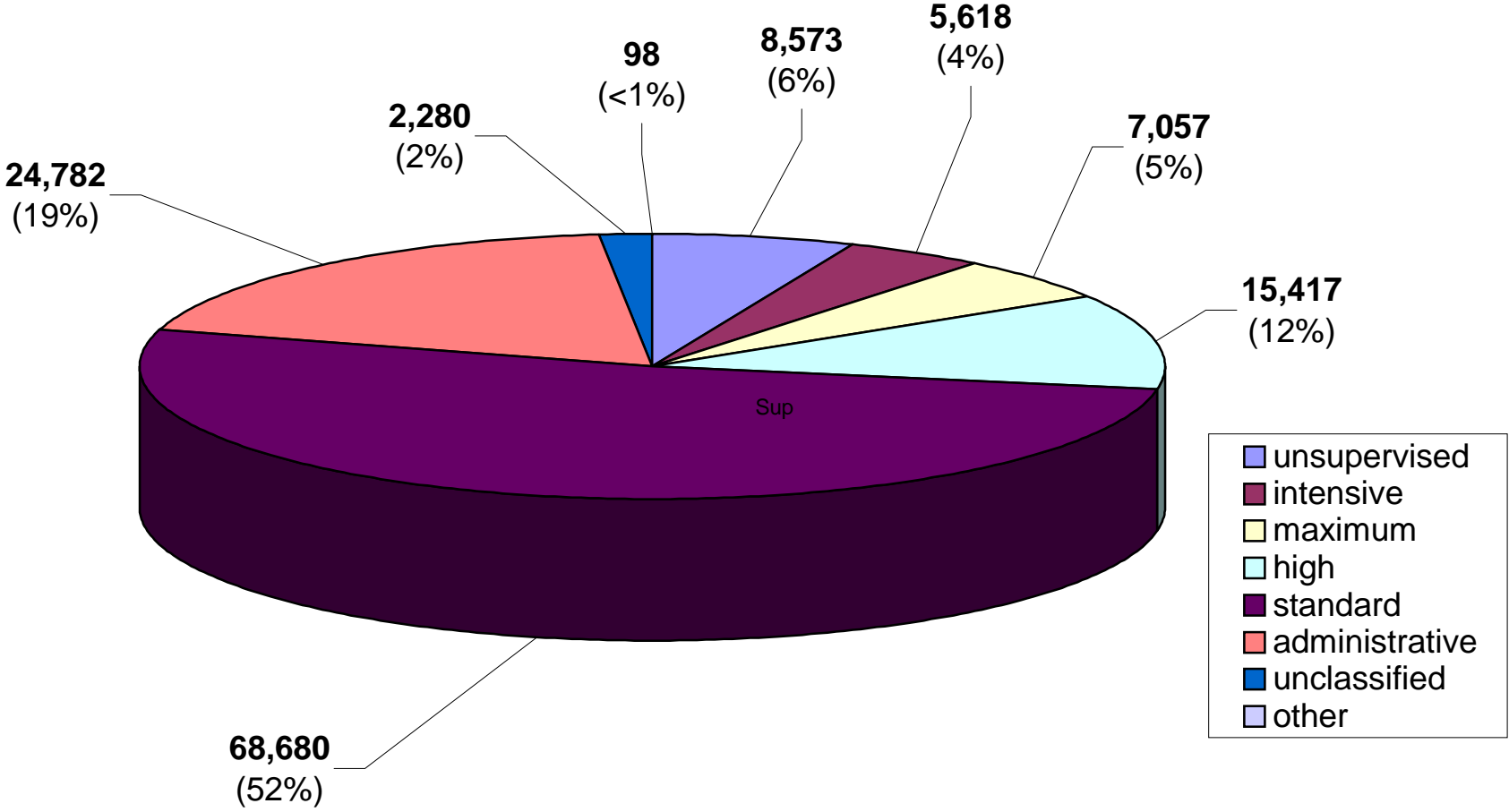


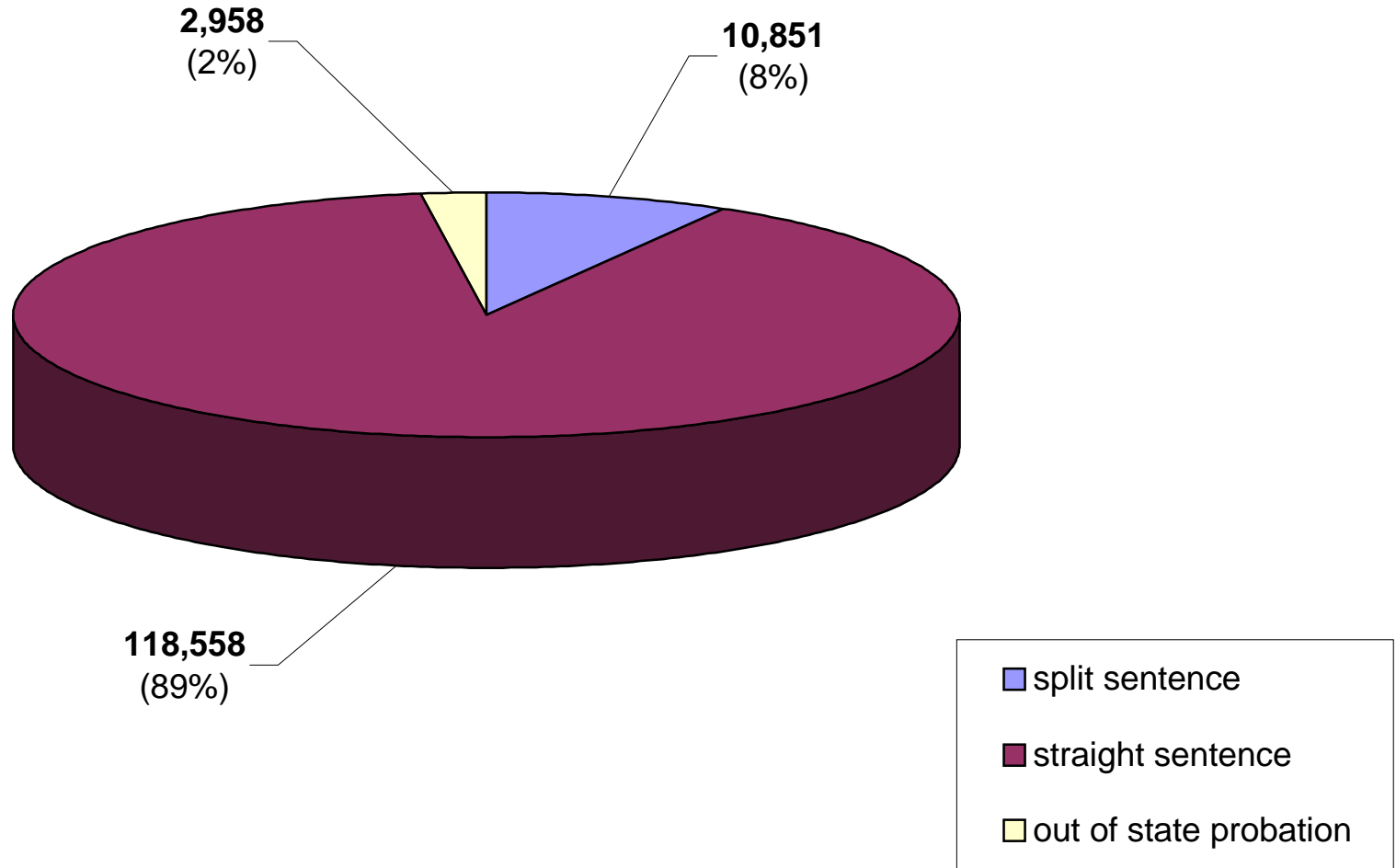
Active Probationers By Race & Gender



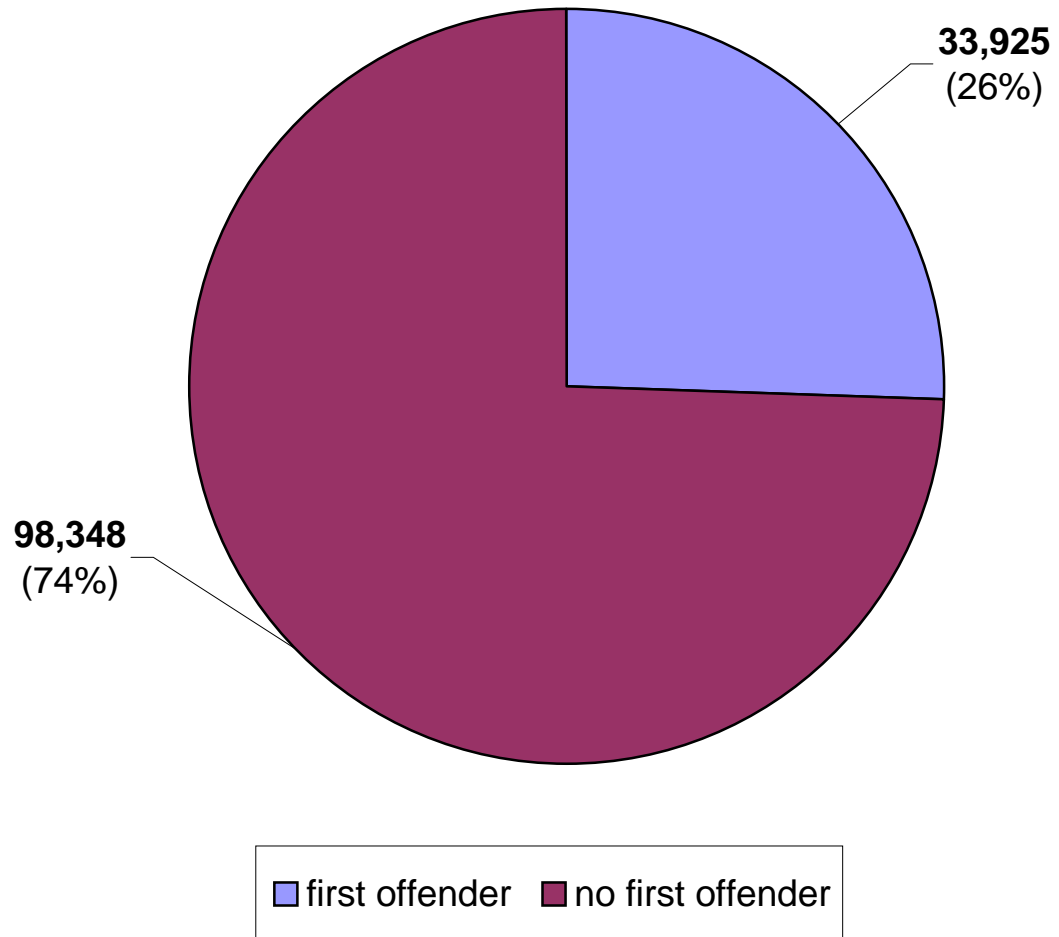
Active Probationers By Current Supervision Type



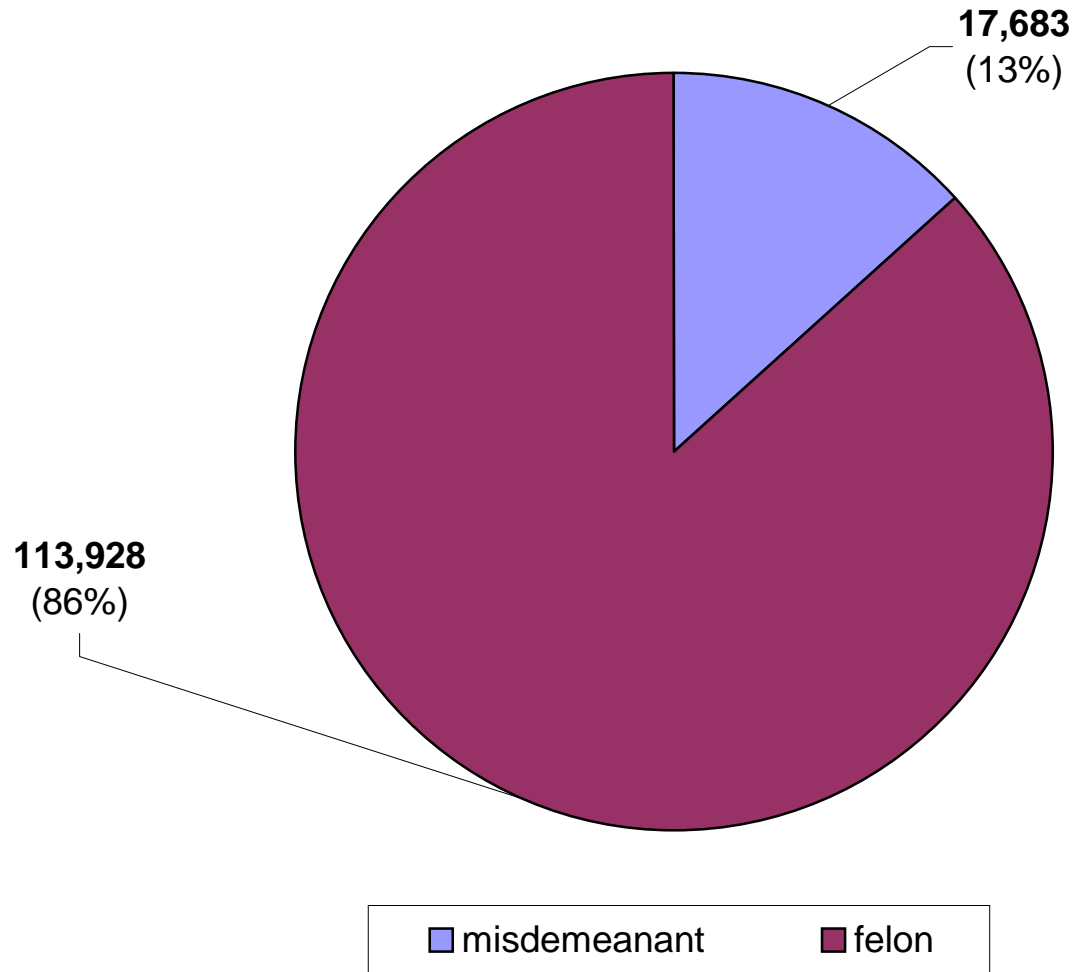
Active Probationers By Case Type



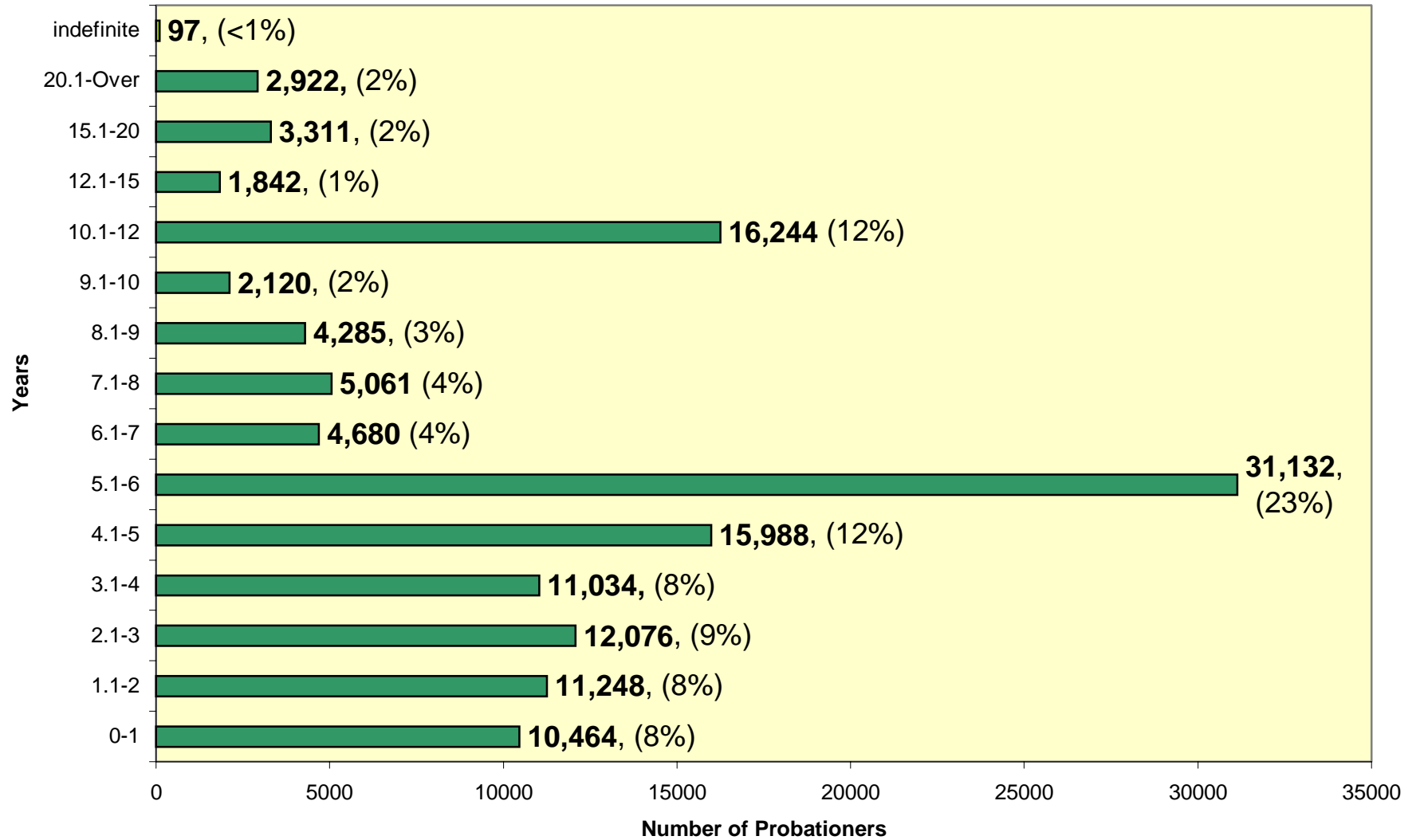
Active Probationers By First Offender Status



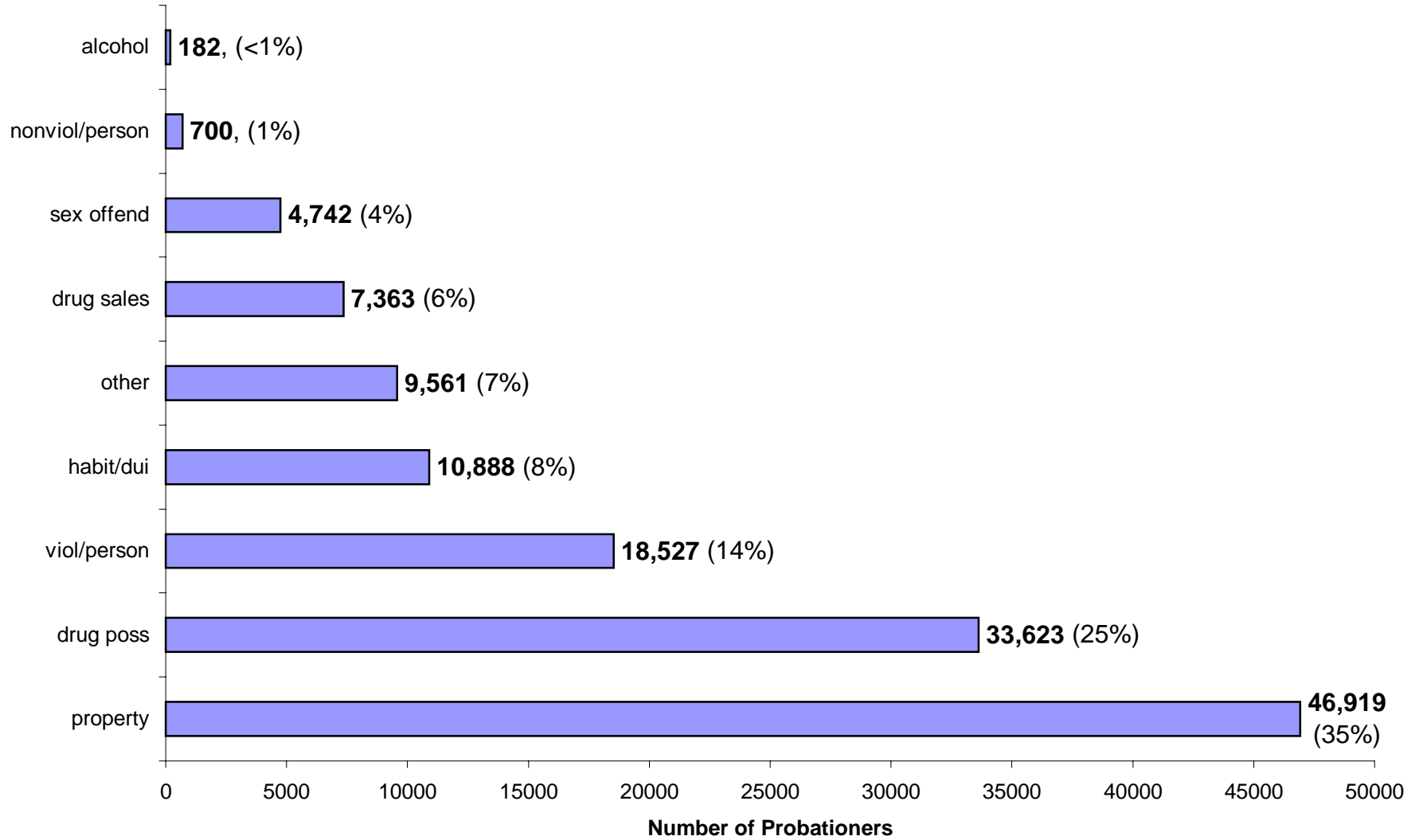
Active Probationer By Sentence Type



Active Probationers By Sentence Length



Active Probationers by Crime Type



Probationer Statistical Profile

Table of contents for Active & admin probationers, not in facilities

Title	Page
-----	----
RACE AND SEX	2
CURRENT SUPERVISION TYPE	3
ORIGINAL SUPERVISION TYPE	4
TOTAL RISK SCORE	5
TOTAL NEED SCORE	6
COUNTY OF CONVICTION	7
CIRCUIT OF CONVICTION	12
CIRCUIT OF CURRENT SUPERVISION	14
SENTENCE LENGTH	16
TIME SERVED	17
TIME LEFT TO SERVE	18
CASE TYPE	19
RELEASE TYPE	20
FIRST OFFENDER STATUS	21
TYPE PROBATIONER	22
MOST SERIOUS CRIME BY GROUP	23
MOST SERIOUS OFFENSE	24
MOST SERIOUS CRIME TYPE	35

Probationer Statistical Profile

Sample: Active & admin probationers, not in facilities
Act probationers 09/20/2000

Requestor: Statistics

RACE AND SEX by current age & sex

RACE AND SEX	Men					Women					Grand Total %
	age 00-21 %	age 22-39 %	age 40-98 %	age UNKWN %	Men Total %	age 00-21 %	age 22-39 %	age 40-98 %	age UNKWN %	Women Total %	
WHITE MALE	6288 46	28560 46	14210 50	124 68	49182 47	0 0	0 0	0 0	0 0	0 0	49182 37
NON WHITE MALE	7373 54	33611 54	14142 50	58 32	55184 53	0 0	0 0	0 0	0 0	0 0	55184 42
WHITE FEMALE	0 0	0 0	0 0	0 0	0 0	1386 47	8444 47	3758 52	16 64	13604 48	13604 10
NON WHITE FEMALE	0 0	0 0	0 0	0 0	0 0	1546 53	9500 53	3479 48	9 36	14534 52	14534 11
Total reported	13661	62171	28352	182	104366	2932	17944	7237	25	28138	132504
Percent Reported	100.0	100.0	100.0	100.0	100.0	100.0	100.0	100.0	100.0	100.0	100.0
NOT REPORTED	0	0	1	0	1	0	0	0	0	0	1
Total	13661	62171	28353	182	104367	2932	17944	7237	25	28138	132505
AVERAGE W-AGE	19.78	29.86	47.51	***	33.35	19.81	30.49	46.19	***	33.42	33.36

*** Average age excludes missing dates of birth

Probationer Statistical Profile

Sample: Active & admin probationers, not in facilities
Act probationers 09/20/2000

Requestor: Statistics

CURRENT SUPERVISION TYPE by current age & sex

SUPERVISION TYPE	Men				Women				Grand Total	%
	age 00-21	age 22-39	age 40-98	age UNKWN	age 00-21	age 22-39	age 40-98	age UNKWN		
UNSUPERVISED	309 2	4199 7	2332 8	8 4	67 2	1088 6	569 8	1 4	1725 6	8573 6
WARRANT	1 0	3 0	0 0	0 0	0 0	0 0	0 0	0 0	0 0	4 0
BC AFTERCARE	0 0	0 0	0 0	0 0	0 0	0 0	0 0	0 0	0 0	0 0
HOME CONFINEMENT	1 0	2 0	1 0	0 0	0 0	1 0	1 0	0 0	2 0	6 0
INTENSIVE	964 7	2719 4	873 3	9 5	108 4	723 4	220 3	2 8	1053 4	5618 4
MAXIMUM	695 5	3709 6	1760 6	12 7	73 2	592 3	216 3	0 0	881 3	7057 5
HIGH	1650 12	7890 13	3539 12	20 11	206 7	1547 9	564 8	1 4	2318 8	15417 12
MEDIUM	0 0	0 0	0 0	0 0	0 0	0 0	0 0	0 0	0 0	0 0
STANDARD	8282 61	29954 48	13029 46	106 58	2189 75	10921 61	4181 58	18 72	17309 62	68680 52
ADMINISTRATIVE	1577 12	12510 20	6205 22	26 14	270 9	2817 16	1374 19	3 12	4464 16	24782 19
FINANCIAL	1 0	20 0	66 0	0 0	0 0	1 0	0 0	0 0	1 0	88 0
OBSOLETE CODES	0 0	0 0	0 0	0 0	0 0	0 0	0 0	0 0	0 0	0 0
UNCLASSIFIED	181 1	1165 2	548 2	1 1	19 1	254 1	112 2	0 0	385 1	2280 2
Total reported	13661	62171	28353	182	2932	17944	7237	25	28138	132505
Percent Reported	100.0	100.0	100.0	100.0	100.0	100.0	100.0	100.0	100.0	100.0
NOT REPORTED	0	0	0	0	0	0	0	0	0	0
Total	13661	62171	28353	182	2932	17944	7237	25	28138	132505

* NOTE: IN MARCH, 1994 COMMUNITY CORRECTIONS REDEFINED THEIR TYPES. MEDIUM AND MINIMUM WERE COLLAPSED INTO STANDARD AND MAXIMUM WAS COMBINED WITH HIGH

Probationer Statistical Profile

Sample: Active & admin probationers, not in facilities
Act probationers 09/20/2000

Requestor: Statistics

ORIGINAL SUPERVISION TYPE by current age & sex

SUPERVISION TYPE	Men				Women				Grand Total	%												
	age 00-21	age 22-39	age 40-98	age UNKWN	Men Total	age 00-21	age 22-39	age 40-98			age UNKWN	Women Total										
UNSUPERVISED	0	0	2	0	7	0	0	0	0	9	0	0	0	0	0	0	9	0				
WARRANT	0	0	2	0	2	0	0	0	0	4	0	0	0	0	0	0	4	0				
BC AFTERCARE	0	0	67	0	1	0	0	0	0	68	0	0	0	0	0	0	68	0				
HOME CONFINEMENT	2	0	21	0	6	0	0	0	0	29	0	3	0	2	0	0	34	0				
INTENSIVE	1268	9	5076	8	2042	7	25	14	8411	8	137	5	1316	7	558	8	312	2014	7	10425	8	
MAXIMUM	650	5	4426	7	2575	9	19	10	7670	7	79	3	691	4	316	4	0	1086	4	8756	7	
HIGH	1702	12	10037	16	4846	17	23	13	16608	16	231	8	2095	12	912	13	2	8	3240	12	19848	15
MEDIUM	2	0	677	1	481	2	0	0	1160	1	0	0	179	1	170	2	0	0	349	1	1509	1
STANDARD	8885	65	31547	51	13534	48	99	54	54065	52	2330	79	11667	65	4316	60	19	76	18332	65	72397	55
ADMINISTRATIVE	754	6	5447	9	2573	9	10	5	8784	8	120	4	1010	6	503	7	1	4	1634	6	10418	8
FINANCIAL	1	0	25	0	73	0	0	0	99	0	0	0	1	0	1	0	0	0	2	0	101	0
OBSOLETE CODES	0	0	0	0	0	0	0	0	0	0	0	0	0	0	0	0	0	0	0	0	0	0
UNCLASSIFIED	397	3	4844	8	2213	8	6	3	7460	7	35	1	982	5	459	6	0	0	1476	5	8936	7
Total reported	13661		62171		28353		182		104367		2932		17944		7237		25		28138		132505	
Percent Reported	100.0		100.0		100.0		100.0		100.0		100.0		100.0		100.0		100.0		100.0		100.0	
NOT REPORTED	0		0		0		0		0		0		0		0		0		0		0	
Total	13661		62171		28353		182		104367		2932		17944		7237		25		28138		132505	

* NOTE: IN MARCH, 1994 COMMUNITY CORRECTIONS REDEFINED THEIR TYPES. MEDIUM AND MINIMUM WERE COLLAPSED INTO STANDARD AND MAXIMUM WAS COMBINED WITH HIGH

Probationer Statistical Profile

Sample: Active & admin probationers, not in facilities
Act probationers 09/20/2000

Requestor: Statistics

TOTAL RISK SCORE by current age & sex

SCORE	M e n				W o m e n				Grand Total %		
	age 00-21 %	age 22-39 %	age 40-98 %	age UNKWN %	Men Total %	age 00-21 %	age 22-39 %	age 40-98 %		age UNKWN %	Women Total %
< 00 (ADMIN.)	0 0	0 0	0 0	0 0	0 0	0 0	1 0	0 0	0 0	1 0	1 0
00-07 (MINIMUM)	0 0	254 0	270 1	0 0	524 1	1 0	105 1	136 2	0 0	242 1	766 1
08-14 (MEDIUM)	1 0	720 1	443 2	0 0	1164 1	0 0	194 1	147 2	0 0	341 1	1505 1
15-24 (HIGH)	2 0	948 2	789 3	0 0	1739 2	0 0	204 1	152 2	0 0	356 1	2095 2
25 & OVER (MAXIMUM)	2 0	799 1	621 2	0 0	1422 1	2 0	88 1	65 1	0 0	155 1	1577 1
NO SCORE, DIRECT ASG	13445100	53784 95	23549 92	181100	90959 95	2907100	15997 96	6076 92	25100	25005 96	115964 95
Total reported	13450	56505	25672	181	95808	2910	16589	6576	25	26100	121908
Percent Reported	98.5	90.9	90.5	99.5	91.8	99.2	92.4	90.9	100.0	92.8	92.0
NOT REPORTED	211	5666	2681	1	8559	22	1355	661	0	2038	10597
Total	13661	62171	28353	182	104367	2932	17944	7237	25	28138	132505

* NOTE: IN MARCH, 1990 THE CATEGORIES "DIRECT ASSIGNMENT TO SUPERVISION LEVEL" AND "NEGATIVE SCORES, ADMINISTRATIVE LEVEL" WERE ADDED TO RISK & NEED

Probationer Statistical Profile

Sample: Active & admin probationers, not in facilities
Act probationers 09/20/2000

Requestor: Statistics

TOTAL NEED SCORE by current age & sex

SCORE	M e n					W o m e n					Grand Total %
	age 00-21 %	age 22-39 %	age 40-98 %	age UNKWN %	Men Total %	age 00-21 %	age 22-39 %	age 40-98 %	age UNKWN %	Women Total %	
< 00 (ADMIN.)	0 0	5 0	8 0	0 0	13 0	0 0	6 0	4 0	0 0	10 0	23 0
00-07 (MINIMUM)	1 0	539 1	408 2	0 0	948 1	1 0	140 1	119 2	0 0	260 1	1208 1
08-14 (MEDIUM)	1 0	1048 2	792 3	0 0	1841 2	1 0	207 1	176 3	0 0	384 1	2225 2
15-24 (HIGH)	3 0	964 2	758 3	0 0	1725 2	1 0	197 1	167 3	0 0	365 1	2090 2
25 & OVER (MAXIMUM)	0 0	165 0	157 1	0 0	322 0	0 0	42 0	34 1	0 0	76 0	398 0
NO SCORE, DIRECT ASG	13445100	53784 95	23549 92	181100	90959 95	2907100	15997 96	6076 92	25100	25005 96	115964 95
Total reported	13450	56505	25672	181	95808	2910	16589	6576	25	26100	121908
Percent Reported	98.5	90.9	90.5	99.5	91.8	99.2	92.4	90.9	100.0	92.8	92.0
NOT REPORTED	211	5666	2681	1	8559	22	1355	661	0	2038	10597
Total	13661	62171	28353	182	104367	2932	17944	7237	25	28138	132505

* NOTE: IN MARCH, 1990 THE CATEGORIES "DIRECT ASSIGNMENT TO SUPERVISION LEVEL" AND "NEGATIVE SCORES, ADMINISTRATIVE LEVEL" WERE ADDED TO RISK & NEED

Probationer Statistical Profile

Sample: Active & admin probationers, not in facilities
Act probationers 09/20/2000

Requestor: Statistics

COUNTY OF CONVICTION by current age & sex

COUNTY	Men							Women							Grand Total	%						
	age 00-21	%	age 22-39	%	age 40-98	%	UNKWN	Men Total	%	age 00-21	%	age 22-39	%	age 40-98			%	UNKWN	Women Total	%		
APPLING COUNTY	46	0	123	0	70	0	0	0	239	0	4	0	28	0	16	0	0	0	48	0	287	0
ATKINSON COUNTY	11	0	85	0	61	0	0	0	157	0	3	0	20	0	10	0	0	0	33	0	190	0
BACON COUNTY	9	0	39	0	18	0	0	0	66	0	0	0	10	0	6	0	0	0	16	0	82	0
BAKER COUNTY	6	0	35	0	20	0	1	1	62	0	1	0	3	0	1	0	0	0	5	0	67	0
BALDWIN COUNTY	132	1	609	1	211	1	0	0	952	1	31	1	170	1	56	1	0	0	257	1	1209	1
BANKS COUNTY	34	0	149	0	82	0	1	1	266	0	9	0	36	0	15	0	0	0	60	0	326	0
BARROW COUNTY	81	1	419	1	205	1	1	1	706	1	17	1	110	1	47	1	0	0	174	1	880	1
BARTOW COUNTY	143	1	918	1	451	2	3	2	1515	1	38	1	273	2	108	1	0	0	419	1	1934	1
BEN HILL COUNTY	33	0	155	0	67	0	1	1	256	0	5	0	41	0	17	0	0	0	63	0	319	0
BERRIEN COUNTY	19	0	150	0	79	0	1	1	249	0	5	0	36	0	16	0	0	0	57	0	306	0
BIBB COUNTY	264	2	1541	2	740	3	4	2	2549	2	77	3	553	3	232	3	0	0	862	3	3411	3
BLECKLEY COUNTY	44	0	135	0	47	0	0	0	226	0	3	0	34	0	12	0	0	0	49	0	275	0
BRANTLEY COUNTY	8	0	49	0	38	0	0	0	95	0	3	0	9	0	7	0	0	0	19	0	114	0
BROOKS COUNTY	45	0	196	0	79	0	2	1	322	0	5	0	39	0	13	0	0	0	57	0	379	0
BRYAN COUNTY	27	0	88	0	44	0	1	1	160	0	3	0	21	0	17	0	1	4	42	0	202	0
BULLOCH COUNTY	234	2	574	1	206	1	2	1	1016	1	62	2	194	1	53	1	0	0	309	1	1325	1
BURKE COUNTY	31	0	128	0	53	0	0	0	212	0	4	0	30	0	8	0	0	0	42	0	254	0
BUTTS COUNTY	39	0	155	0	75	0	0	0	269	0	4	0	30	0	15	0	0	0	49	0	318	0
CALHOUN COUNTY	5	0	77	0	38	0	0	0	120	0	2	0	22	0	9	0	0	0	33	0	153	0
CAMDEN COUNTY	59	0	218	0	82	0	2	1	361	0	4	0	47	0	21	0	0	0	72	0	433	0
CANDLER COUNTY	18	0	81	0	32	0	1	1	132	0	5	0	27	0	9	0	0	0	41	0	173	0
CARROLL COUNTY	94	1	394	1	198	1	3	2	689	1	22	1	144	1	51	1	0	0	217	1	906	1
CATOOSA COUNTY	71	1	311	1	125	0	0	0	507	0	21	1	119	1	47	1	0	0	187	1	694	1
CHARLTON COUNTY	11	0	50	0	27	0	0	0	88	0	0	0	8	0	1	0	0	0	9	0	97	0
CHATHAM COUNTY	374	3	1310	2	654	2	6	3	2344	2	80	3	635	4	244	3	1	4	960	3	3304	2
CHATTAHOOCHEE COUNTY	4	0	13	0	7	0	0	0	24	0	1	0	3	0	4	0	0	0	8	0	32	0
CHATTOOGA COUNTY	48	0	222	0	111	0	0	0	381	0	10	0	60	0	29	0	0	0	99	0	480	0
CHEROKEE COUNTY	223	2	722	1	326	1	5	3	1276	1	41	1	208	1	94	1	1	4	344	1	1620	1
CLARKE COUNTY	257	2	765	1	292	1	4	2	1318	1	63	2	226	1	70	1	0	0	359	1	1677	1
CLAY COUNTY	12	0	41	0	15	0	0	0	68	0	1	0	11	0	7	0	0	0	19	0	87	0
CLAYTON COUNTY	274	2	828	1	378	1	1	1	1481	1	81	3	413	2	114	2	0	0	608	2	2089	2
CLINCH COUNTY	12	0	111	0	69	0	0	0	192	0	1	0	21	0	12	0	0	0	34	0	226	0
COBB COUNTY	975	7	5246	8	2298	8	18	10	8537	8	258	9	1521	8	644	9	2	8	2425	9	10962	8
COFFEE COUNTY	40	0	235	0	114	0	1	1	390	0	10	0	86	0	30	0	0	0	126	0	516	0
COLQUITT COUNTY	132	1	559	1	220	1	3	2	914	1	19	1	98	1	62	1	1	4	180	1	1094	1

(continued)

Probationer Statistical Profile

Sample: Active & admin probationers, not in facilities
Act probationers 09/20/2000

Requestor: Statistics

COUNTY OF CONVICTION by current age & sex (CONTINUED)

COUNTY	M e n							W o m e n							Grand Total %							
	age 00-21	%	age 22-39	%	age 40-98	%	UNKWN	Men Total %	age 00-21	%	age 22-39	%	age 40-98	%		UNKWN	Women Total %					
COLUMBIA COUNTY	127	1	404	1	156	1	0	0	687	1	24	1	95	1	51	1	0	0	170	1	857	1
COOK COUNTY	33	0	288	0	133	0	0	0	454	0	5	0	73	0	30	0	0	0	108	0	562	0
COWETA COUNTY	97	1	445	1	200	1	3	2	745	1	36	1	168	1	48	1	1	4	253	1	998	1
CRAWFORD COUNTY	18	0	57	0	18	0	0	0	93	0	2	0	10	0	6	0	0	0	18	0	111	0
CRISP COUNTY	60	0	244	0	130	0	1	1	435	0	14	0	75	0	34	0	0	0	123	0	558	0
DADE COUNTY	16	0	98	0	52	0	0	0	166	0	1	0	42	0	10	0	0	0	53	0	219	0
DAWSON COUNTY	15	0	58	0	44	0	0	0	117	0	3	0	17	0	6	0	0	0	26	0	143	0
DECATUR COUNTY	43	0	311	1	154	1	1	1	509	0	8	0	86	0	38	1	0	0	132	0	641	0
DEKALB COUNTY	852	6	2769	4	1209	4	4	2	4834	5	177	6	841	5	296	4	1	4	1315	5	6149	5
DODGE COUNTY	43	0	181	0	97	0	1	1	322	0	14	0	64	0	25	0	0	0	103	0	425	0
DOOLY COUNTY	23	0	100	0	46	0	0	0	169	0	2	0	26	0	9	0	0	0	37	0	206	0
DOUGHERTY COUNTY	286	2	1994	3	876	3	2	1	3158	3	73	2	599	3	222	3	1	4	895	3	4053	3
DOUGLAS COUNTY	324	2	1556	3	791	3	2	1	2673	3	60	2	459	3	213	3	1	4	733	3	3406	3
EARLY COUNTY	48	0	145	0	73	0	2	1	268	0	5	0	42	0	22	0	0	0	69	0	337	0
ECHOLS COUNTY.	6	0	24	0	18	0	0	0	48	0	0	0	2	0	1	0	0	0	3	0	51	0
EFFINGHAM COUNTY	105	1	296	0	139	0	0	0	540	1	20	1	104	1	33	0	0	0	157	1	697	1
ELBERT COUNTY	26	0	254	0	121	0	0	0	401	0	4	0	61	0	24	0	0	0	89	0	490	0
EMANUEL COUNTY	28	0	117	0	41	0	0	0	186	0	5	0	31	0	16	0	1	4	53	0	239	0
EVANS COUNTY	15	0	47	0	24	0	0	0	86	0	3	0	13	0	3	0	0	0	19	0	105	0
FANNIN COUNTY	39	0	190	0	116	0	1	1	346	0	10	0	81	0	27	0	0	0	118	0	464	0
FAYETTE COUNTY	109	1	343	1	116	0	1	1	569	1	23	1	142	1	55	1	0	0	220	1	789	1
FLOYD COUNTY	117	1	783	1	424	1	1	1	1325	1	40	1	247	1	109	2	0	0	396	1	1721	1
FORSYTH COUNTY	74	1	346	1	177	1	1	1	598	1	13	0	110	1	51	1	1	4	175	1	773	1
FRANKLIN COUNTY	25	0	215	0	102	0	1	1	343	0	4	0	49	0	17	0	0	0	70	0	413	0
FULTON COUNTY	998	7	5135	8	2393	8	4	2	8530	8	102	3	1072	6	509	7	2	8	1685	6	10215	8
GILMER COUNTY	65	0	289	0	164	1	1	1	519	0	13	0	91	1	55	1	0	0	159	1	678	1
GLASCOCK COUNTY	2	0	11	0	2	0	0	0	15	0	0	0	2	0	0	0	0	0	2	0	17	0
GLYNN COUNTY	193	1	732	1	355	1	2	1	1282	1	62	2	226	1	82	1	0	0	370	1	1652	1
GORDON COUNTY	67	0	555	1	261	1	1	1	884	1	23	1	193	1	65	1	0	0	281	1	1165	1
GRADY COUNTY	31	0	189	0	103	0	0	0	323	0	2	0	49	0	14	0	0	0	65	0	388	0
GREENE COUNTY	36	0	155	0	76	0	0	0	267	0	3	0	26	0	13	0	0	0	42	0	309	0
GWINNETT COUNTY	1000	7	4279	7	1609	6	12	7	6900	7	306	10	1165	6	443	6	2	8	1916	7	8816	7
HABERSHAM COUNTY	33	0	112	0	72	0	0	0	217	0	10	0	33	0	13	0	0	0	56	0	273	0
HALL COUNTY	116	1	600	1	324	1	4	2	1044	1	44	2	230	1	85	1	0	0	359	1	1403	1
HANCOCK COUNTY	19	0	60	0	26	0	0	0	105	0	2	0	8	0	5	0	0	0	15	0	120	0

(continued)

Probationer Statistical Profile

Sample: Active & admin probationers, not in facilities
Act probationers 09/20/2000

Requestor: Statistics

COUNTY OF CONVICTION by current age & sex (CONTINUED)

COUNTY	Men				Women				Grand Total	%												
	age 00-21	age 22-39	age 40-98	age UNKWN	age 00-21	age 22-39	age 40-98	age UNKWN														
HARALSON COUNTY	35	0	201	0	151	1	2	1	389	0	7	0	46	0	20	0	0	0	73	0	462	0
HARRIS COUNTY	26	0	114	0	53	0	0	0	193	0	6	0	14	0	15	0	0	0	35	0	228	0
HART COUNTY	27	0	188	0	75	0	2	1	292	0	3	0	43	0	22	0	0	0	68	0	360	0
HEARD COUNTY	14	0	47	0	38	0	0	0	99	0	2	0	22	0	7	0	0	0	31	0	130	0
HENRY COUNTY	173	1	614	1	237	1	3	2	1027	1	33	1	165	1	66	1	0	0	264	1	1291	1
HOUSTON COUNTY	155	1	586	1	225	1	1	1	967	1	27	1	199	1	65	1	0	0	291	1	1258	1
IRWIN COUNTY	23	0	71	0	36	0	1	1	131	0	2	0	10	0	2	0	0	0	14	0	145	0
JACKSON COUNTY	53	0	257	0	152	1	0	0	462	0	10	0	94	1	38	1	1	4	143	1	605	0
JASPER COUNTY	20	0	58	0	37	0	0	0	115	0	1	0	11	0	6	0	0	0	18	0	133	0
JEFF DAVIS COUNTY	20	0	113	0	55	0	3	2	191	0	1	0	26	0	10	0	0	0	37	0	228	0
JEFFERSON COUNTY	69	1	207	0	118	0	2	1	396	0	6	0	42	0	13	0	0	0	61	0	457	0
JENKINS COUNTY	20	0	67	0	29	0	0	0	116	0	3	0	9	0	7	0	0	0	19	0	135	0
JOHNSON COUNTY	35	0	91	0	32	0	0	0	158	0	0	0	14	0	8	0	0	0	22	0	180	0
JONES COUNTY	60	0	251	0	101	0	2	1	414	0	5	0	45	0	24	0	0	0	74	0	488	0
LAMAR COUNTY	22	0	183	0	62	0	1	1	268	0	5	0	30	0	11	0	0	0	46	0	314	0
LANIER COUNTY	10	0	125	0	43	0	0	0	178	0	3	0	28	0	12	0	0	0	43	0	221	0
LAURENS COUNTY	67	0	351	1	177	1	2	1	597	1	6	0	75	0	25	0	1	4	107	0	704	1
LEE COUNTY	51	0	240	0	131	0	0	0	422	0	10	0	43	0	17	0	0	0	70	0	492	0
LIBERTY COUNTY	52	0	193	0	46	0	3	2	294	0	8	0	82	0	27	0	0	0	117	0	411	0
LINCOLN COUNTY	13	0	50	0	33	0	0	0	96	0	0	0	11	0	6	0	0	0	17	0	113	0
LONG COUNTY	8	0	35	0	21	0	1	1	65	0	1	0	7	0	6	0	0	0	14	0	79	0
LOWNDES COUNTY	247	2	945	2	351	1	2	1	1545	1	48	2	263	1	88	1	0	0	399	1	1944	1
LUMPKIN COUNTY	23	0	125	0	62	0	1	1	211	0	1	0	43	0	24	0	0	0	68	0	279	0
MACON COUNTY	33	0	188	0	126	0	0	0	347	0	4	0	46	0	18	0	0	0	68	0	415	0
MADISON COUNTY	35	0	213	0	109	0	4	2	361	0	3	0	53	0	18	0	0	0	74	0	435	0
MARION COUNTY	15	0	48	0	27	0	0	0	90	0	2	0	2	0	5	0	0	0	9	0	99	0
MCDUFFIE COUNTY	16	0	158	0	88	0	0	0	262	0	6	0	44	0	12	0	0	0	62	0	324	0
MCINTOSH COUNTY	16	0	78	0	49	0	0	0	143	0	1	0	20	0	11	0	0	0	32	0	175	0
MERIWETHER COUNTY	80	1	186	0	116	0	1	1	383	0	12	0	46	0	27	0	1	4	86	0	469	0
MILLER COUNTY	20	0	68	0	34	0	0	0	122	0	6	0	25	0	10	0	0	0	41	0	163	0
MITCHELL COUNTY	67	0	381	1	166	1	0	0	614	1	17	1	91	1	32	0	0	0	140	0	754	1
MONROE COUNTY	35	0	189	0	75	0	1	1	300	0	8	0	47	0	20	0	0	0	75	0	375	0
MONTGOMERY COUNTY	16	0	73	0	26	0	0	0	115	0	4	0	17	0	8	0	0	0	29	0	144	0
MORGAN COUNTY	27	0	176	0	67	0	1	1	271	0	6	0	22	0	9	0	0	0	37	0	308	0
MURRAY COUNTY	33	0	187	0	70	0	0	0	290	0	1	0	56	0	11	0	0	0	68	0	358	0

(continued)

Probationer Statistical Profile

Sample: Active & admin probationers, not in facilities
Act probationers 09/20/2000

Requestor: Statistics

COUNTY OF CONVICTION by current age & sex (CONTINUED)

COUNTY	Men							Women							Grand Total	%						
	age	%	age	%	age	%	UNKWN	Men	age	%	age	%	age	%			UNKWN	Women				
MUSCOGEE COUNTY	284	2	1387	2	643	2	2	1	2316	2	66	2	503	3	201	3	0	0	770	3	3086	2
NEWTON COUNTY	89	1	757	1	388	1	2	1	1236	1	24	1	204	1	76	1	1	4	305	1	1541	1
OCONEE COUNTY	17	0	74	0	40	0	0	0	131	0	4	0	21	0	4	0	0	0	29	0	160	0
OGLETHORPE COUNTY	23	0	116	0	59	0	0	0	198	0	1	0	14	0	14	0	0	0	29	0	227	0
PAULDING COUNTY	116	1	408	1	227	1	5	3	756	1	18	1	91	1	42	1	0	0	151	1	907	1
PEACH COUNTY	18	0	166	0	67	0	0	0	251	0	2	0	35	0	18	0	0	0	55	0	306	0
PICKENS COUNTY	52	0	193	0	106	0	1	1	352	0	6	0	69	0	23	0	0	0	98	0	450	0
PIERCE COUNTY	12	0	61	0	25	0	0	0	98	0	3	0	16	0	5	0	0	0	24	0	122	0
PIKE COUNTY	15	0	51	0	38	0	1	1	105	0	1	0	13	0	5	0	0	0	19	0	124	0
POLK COUNTY	37	0	345	1	186	1	2	1	570	1	4	0	73	0	37	1	0	0	114	0	684	1
PULASKI COUNTY	24	0	72	0	45	0	0	0	141	0	5	0	24	0	10	0	1	4	40	0	181	0
PUTNAM COUNTY	47	0	318	1	146	1	1	1	512	0	9	0	53	0	29	0	0	0	91	0	603	0
QUITMAN COUNTY	5	0	14	0	4	0	0	0	23	0	0	0	1	0	3	0	0	0	4	0	27	0
RABUN COUNTY	32	0	111	0	47	0	1	1	191	0	1	0	15	0	10	0	0	0	26	0	217	0
RANDOLPH COUNTY	16	0	84	0	27	0	0	0	127	0	4	0	24	0	14	0	0	0	42	0	169	0
RICHMOND COUNTY	278	2	1292	2	641	2	1	1	2212	2	93	3	447	2	200	3	0	0	740	3	2952	2
ROCKDALE COUNTY	94	1	371	1	143	1	1	1	609	1	22	1	112	1	57	1	0	0	191	1	800	1
SCHLEY COUNTY	18	0	67	0	31	0	0	0	116	0	0	0	17	0	6	0	0	0	23	0	139	0
SCREVEN COUNTY	64	0	190	0	109	0	1	1	364	0	8	0	72	0	34	0	0	0	114	0	478	0
SEMINOLE COUNTY	28	0	102	0	58	0	1	1	189	0	6	0	28	0	11	0	0	0	45	0	234	0
SPALDING COUNTY	195	1	570	1	276	1	5	3	1046	1	59	2	201	1	79	1	0	0	339	1	1385	1
STEPHENS COUNTY	28	0	131	0	72	0	1	1	232	0	4	0	40	0	13	0	0	0	57	0	289	0
STEWART COUNTY	17	0	94	0	62	0	0	0	173	0	2	0	13	0	11	0	0	0	26	0	199	0
SUMTER COUNTY	173	1	716	1	367	1	1	1	1257	1	27	1	208	1	92	1	0	0	327	1	1584	1
TALBOT COUNTY	7	0	32	0	12	0	0	0	51	0	0	0	3	0	3	0	0	0	6	0	57	0
TALIAFERRO COUNTY	2	0	8	0	5	0	0	0	15	0	0	0	1	0	1	0	0	0	2	0	17	0
TATNALL COUNTY	15	0	102	0	51	0	1	1	169	0	1	0	17	0	10	0	0	0	28	0	197	0
TAYLOR COUNTY	15	0	51	0	26	0	0	0	92	0	2	0	8	0	0	0	0	0	10	0	102	0
TELFAIR COUNTY	39	0	154	0	61	0	0	0	254	0	6	0	32	0	17	0	0	0	55	0	309	0
TERRELL COUNTY	46	0	172	0	57	0	1	1	276	0	10	0	51	0	14	0	0	0	75	0	351	0
THOMAS COUNTY	147	1	621	1	239	1	1	1	1008	1	20	1	138	1	48	1	0	0	206	1	1214	1
TIFT COUNTY	75	1	415	1	176	1	1	1	667	1	18	1	108	1	37	1	1	4	164	1	831	1
TOOMBS COUNTY	74	1	278	0	129	0	2	1	483	0	31	1	106	1	49	1	0	0	186	1	669	1
TOWNS COUNTY	14	0	54	0	18	0	0	0	86	0	0	0	15	0	5	0	0	0	20	0	106	0
TREUTLEN COUNTY	13	0	80	0	39	0	2	1	134	0	1	0	13	0	8	0	0	0	22	0	156	0

(continued)

Probationer Statistical Profile

Sample: Active & admin probationers, not in facilities
Act probationers 09/20/2000

Requestor: Statistics

COUNTY OF CONVICTION by current age & sex (CONTINUED)

COUNTY	Men						Women						Grand Total %
	age 00-21 %	age 22-39 %	age 40-98 %	age UNKWN %	Men Total %		age 00-21 %	age 22-39 %	age 40-98 %	age UNKWN %	Women Total %		
TROUP COUNTY	124 1	449 1	198 1	1 1	772 1		40 1	173 1	74 1	0 0	287 1	1059 1	
TURNER COUNTY	22 0	97 0	40 0	0 0	159 0		3 0	15 0	9 0	0 0	27 0	186 0	
TWIGGS COUNTY	7 0	78 0	38 0	1 1	124 0		1 0	17 0	10 0	0 0	28 0	152 0	
UNION COUNTY	18 0	73 0	38 0	0 0	129 0		6 0	20 0	10 0	0 0	36 0	165 0	
UPSON COUNTY	61 0	159 0	60 0	0 0	280 0		13 0	49 0	24 0	3 12	89 0	369 0	
WALKER COUNTY	66 0	371 1	170 1	1 1	608 1		14 0	105 1	33 0	0 0	152 1	760 1	
WALTON COUNTY	79 1	632 1	297 1	1 1	1009 1		16 1	146 1	51 1	0 0	213 1	1222 1	
WARE COUNTY	54 0	254 0	120 0	0 0	428 0		15 1	89 0	32 0	0 0	136 0	564 0	
WARREN COUNTY	12 0	49 0	19 0	1 1	81 0		0 0	4 0	2 0	0 0	6 0	87 0	
WASHINGTON COUNTY	49 0	214 0	101 0	1 1	365 0		12 0	65 0	34 0	0 0	111 0	476 0	
WAYNE COUNTY	26 0	149 0	80 0	0 0	255 0		3 0	45 0	24 0	0 0	72 0	327 0	
WEBSTER COUNTY	4 0	36 0	24 0	0 0	64 0		0 0	5 0	0 0	0 0	5 0	69 0	
WHEELER COUNTY	5 0	41 0	27 0	0 0	73 0		1 0	9 0	9 0	0 0	19 0	92 0	
WHITE COUNTY	18 0	107 0	67 0	0 0	192 0		4 0	35 0	14 0	0 0	53 0	245 0	
WHITFIELD COUNTY	155 1	747 1	290 1	0 0	1192 1		33 1	241 1	87 1	0 0	361 1	1553 1	
WILCOX COUNTY	12 0	54 0	20 0	2 1	88 0		1 0	8 0	1 0	0 0	10 0	98 0	
WILKES COUNTY	17 0	86 0	47 0	0 0	150 0		2 0	16 0	6 0	0 0	24 0	174 0	
WILKINSON COUNTY	27 0	77 0	41 0	0 0	145 0		3 0	19 0	9 0	0 0	31 0	176 0	
WORTH COUNTY	31 0	193 0	93 0	0 0	317 0		7 0	39 0	24 0	0 0	70 0	387 0	
OUT OF STATE	224 2	1470 2	567 2	1 1	2262 2		36 1	448 2	169 2	0 0	653 2	2915 2	
Total reported	13660	62163	28349	182	104354		2932	17943	7235	25	28135	132489	
Percent Reported	100.0	100.0	100.0	100.0	100.0		100.0	100.0	100.0	100.0	100.0	100.0	
NOT REPORTED	1	8	4	0	13		0	1	2	0	3	16	
Total	13661	62171	28353	182	104367		2932	17944	7237	25	28138	132505	

Probationer Statistical Profile

Sample: Active & admin probationers, not in facilities
Act probationers 09/20/2000

Requestor: Statistics

CIRCUIT OF CONVICTION by current age & sex

CIRCUIT	Men								Women								Grand Total	%				
	age 00-21	%	age 22-39	%	age 40-98	%	UNKWN	%	Total	%	age 00-21	%	age 22-39	%	age 40-98	%			UNKWN	%	Total	%
ALAPAHA CIRCUIT	86	1	760	1	385	1	1	1	1232	1	18	1	178	1	80	1	0	0	276	1	1508	1
ALCOVY CIRCUIT	168	1	1394	2	690	2	3	2	2255	2	40	1	352	2	127	2	1	4	520	2	2775	2
ATLANTA CIRCUIT	998	7	5135	8	2393	8	4	2	8530	8	102	4	1072	6	509	7	2	8	1685	6	10215	8
ATLANTIC CIRCUIT	133	1	543	1	235	1	6	3	917	1	17	1	160	1	74	1	1	4	252	1	1169	1
AUGUSTA CIRCUIT	436	3	1824	3	850	3	1	1	3111	3	121	4	572	3	259	4	0	0	952	3	4063	3
BLUE RIDGE CIRCUIT	223	2	722	1	326	1	5	3	1276	1	41	1	208	1	94	1	1	4	344	1	1620	1
BRUNSWICK CIRCUIT	344	3	1335	2	642	2	7	4	2328	2	74	3	372	2	153	2	0	0	599	2	2927	2
CHATTAHOOCHEE CIRCUIT	351	3	1645	3	768	3	2	1	2766	3	77	3	533	3	228	3	0	0	838	3	3604	3
CHEROKEE CIRCUIT	210	2	1473	2	712	3	4	2	2399	2	61	2	466	3	173	2	0	0	700	2	3099	2
CLAYTON CIRCUIT	274	2	827	1	377	1	1	1	1479	1	81	3	412	2	114	2	0	0	607	2	2086	2
COBB CIRCUIT	975	7	5246	8	2298	8	18	10	8537	8	258	9	1521	9	644	9	2	8	2425	9	10962	8
CONASAUGA CIRCUIT	188	1	934	2	360	1	0	0	1482	1	34	1	297	2	98	1	0	0	429	2	1911	1
CORDELE CIRCUIT	128	1	553	1	263	1	4	2	948	1	22	1	150	1	61	1	0	0	233	1	1181	1
COWETA CIRCUIT	409	3	1521	2	750	3	8	4	2688	3	112	4	553	3	207	3	2	8	874	3	3562	3
DOUGHERTY CIRCUIT	286	2	1994	3	876	3	2	1	3158	3	73	3	599	3	222	3	1	4	895	3	4053	3
DUBLIN CIRCUIT	122	1	600	1	286	1	5	3	1013	1	8	0	119	1	51	1	1	4	179	1	1192	1
EASTERN CIRCUIT	374	3	1310	2	654	2	6	3	2344	2	80	3	635	4	244	3	1	4	960	3	3304	3
FLINT CIRCUIT	135	1	824	1	334	1	3	2	1296	1	23	1	193	1	89	1	0	0	305	1	1601	1
GRIFFIN CIRCUIT	380	3	1123	2	490	2	7	4	2000	2	96	3	405	2	163	2	3	12	667	2	2667	2
GWINNETT CIRCUIT	1000	7	4279	7	1609	6	12	7	6900	7	306	11	1165	7	443	6	2	8	1916	7	8816	7
HOUSTON CIRCUIT	155	1	586	1	225	1	1	1	967	1	27	1	199	1	65	1	0	0	291	1	1258	1
LOOKOUT MOUNTAIN CIR	201	1	1002	2	458	2	1	1	1662	2	46	2	326	2	119	2	0	0	491	2	2153	2
MACON CIRCUIT	300	2	1764	3	825	3	4	2	2893	3	81	3	598	3	256	4	0	0	935	3	3828	3
MIDDLE CIRCUIT	238	2	897	1	421	1	6	3	1562	2	59	2	271	2	121	2	1	4	452	2	2014	2
MOUNTAIN CIRCUIT	93	1	354	1	191	1	2	1	640	1	15	1	88	0	36	0	0	0	139	0	779	1
NORTHEASTERN CIRCUIT	131	1	658	1	368	1	4	2	1161	1	47	2	247	1	91	1	0	0	385	1	1546	1
NORTHERN CIRCUIT	136	1	986	2	466	2	7	4	1595	2	15	1	220	1	95	1	0	0	330	1	1925	1
OCMULGEE CIRCUIT	368	3	1704	3	705	2	4	2	2781	3	60	2	354	2	151	2	0	0	565	2	3346	3
OCONEE CIRCUIT	171	1	656	1	303	1	1	1	1131	1	33	1	180	1	81	1	1	4	295	1	1426	1
OGEECHEE CIRCUIT	422	3	1127	2	483	2	3	2	2035	2	93	3	379	2	127	2	0	0	599	2	2634	2
PATAULA CIRCUIT	175	1	626	1	268	1	4	2	1073	1	32	1	182	1	81	1	0	0	295	1	1368	1
PIEDMONT CIRCUIT	168	1	825	1	439	2	2	1	1434	1	36	1	240	1	100	1	1	4	377	1	1811	1
ROME CIRCUIT	117	1	783	1	424	2	1	1	1325	1	40	1	247	1	109	2	0	0	396	1	1721	1
SOUTH GEORGIA CIRCUIT	152	1	993	2	481	2	2	1	1628	2	30	1	251	1	94	1	0	0	375	1	2003	2
SOUTHERN CIRCUIT	577	4	2345	4	907	3	8	4	3837	4	92	3	540	3	212	3	1	4	845	3	4682	4

(continued)

Probationer Statistical Profile

Sample: Active & admin probationers, not in facilities
Act probationers 09/20/2000

Requestor: Statistics

CIRCUIT OF CONVICTION by current age & sex (CONTINUED)

CIRCUIT	Men					Women					Grand Total	%
	age 00-21	age 22-39	age 40-98	UNKWN	Men Total	age 00-21	age 22-39	age 40-98	UNKWN	Women Total		
SOUTHWESTERN CIRCUIT	296	1341	741	1	2379	43	332	144	0	519	2898	2
STONE MOUNTAIN CIRCU	852	2769	1209	4	4834	177	841	296	1	1315	6149	5
TALLAPOOSA CIRCUIT	188	954	564	2	1715	29	210	99	0	338	2053	2
TIFTON CIRCUIT	151	776	345	1	1274	30	172	72	1	275	1549	1
TOOMBS CIRCUIT	62	362	194	1	619	8	78	27	0	113	732	1
WAYCROSS CIRCUIT	134	688	342	1	1165	31	218	81	0	330	1495	1
WESTERN CIRCUIT	274	839	332	1	1449	67	247	74	0	388	1837	1
ROCKDALE CIRCUIT	94	371	143	1	609	22	112	57	0	191	800	1
DOUGLAS CIRCUIT	324	1556	791	3	2673	60	459	213	1	733	3406	3
APPALACHIAN CIRCUIT	156	672	386	1	1217	29	241	105	0	375	1592	1
ENOTAH CIRCUIT	73	359	185	1	618	11	113	53	0	177	795	1
BELL-FORSYTH CIRCUIT	74	346	177	1	598	13	110	51	1	175	773	1
Total reported	13302	60381	27671	179	101533	2870	17417	7043	25	27355	128888	
Percent Reported	97.4	97.1	97.6	98.4	97.3	97.9	97.1	97.3	100.0	97.2	97.3	
TOWALIGA CIRCUIT	134	317	115	2	568	27	79	23	0	129	697	
TOWALIGA CIRCUIT	226	1479	572	1	2278	36	450	171	0	657	2935	
Total	13661	62171	28353	182	104367	2932	17944	7237	25	28138	132505	

Probationer Statistical Profile

Sample: Active & admin probationers, not in facilities
Act probationers 09/20/2000

Requestor: Statistics

CIRCUIT OF CURRENT SUPERVISION by current age & sex

CIRCUIT	Men								Women								Grand Total	%				
	age 00-21	%	age 22-39	%	age 40-98	%	UNKWN	%	Total	%	age 00-21	%	age 22-39	%	age 40-98	%			UNKWN	%	Total	%
ALAPAHA CIRCUIT	100	1	765	1	384	1	1	1	1250	1	16	1	174	1	87	1	0	0	277	1	1527	1
ALCOVY CIRCUIT	171	1	1338	2	656	2	3	2	2168	2	42	1	328	2	124	2	1	4	495	2	2663	2
ATLANTA CIRCUIT	1130	8	5952	10	2700	10	4	2	9786	9	152	5	1410	8	604	8	2	8	2168	8	11954	9
ATLANTIC CIRCUIT	141	1	565	1	242	1	6	3	954	1	19	1	192	1	79	1	0	0	290	1	1244	1
AUGUSTA CIRCUIT	454	3	1935	3	897	3	2	1	3288	3	123	4	595	3	269	4	0	0	987	4	4275	3
BLUE RIDGE CIRCUIT	187	1	687	1	309	1	5	3	1188	1	38	1	211	1	82	1	2	8	333	1	1521	1
BRUNSWICK CIRCUIT	348	3	1382	2	680	2	7	4	2417	2	79	3	390	2	163	2	0	0	632	2	3049	2
CHATTAHOOCHEE CIRCUIT	348	3	1688	3	796	3	2	1	2834	3	80	3	537	3	226	3	0	0	843	3	3677	3
CHEROKEE CIRCUIT	224	2	1489	2	707	2	5	3	2425	2	61	2	484	3	179	2	0	0	724	3	3149	2
CLAYTON CIRCUIT	254	2	893	1	372	1	0	0	1519	1	61	2	401	2	125	2	1	4	588	2	2107	2
COBB CIRCUIT	957	7	5064	8	2163	8	15	8	8199	8	234	8	1331	7	595	8	1	4	2161	8	10360	8
CONASAUGA CIRCUIT	205	2	1023	2	404	1	0	0	1632	2	37	1	314	2	103	1	0	0	454	2	2086	2
CORDELE CIRCUIT	119	1	511	1	260	1	4	2	894	1	20	1	149	1	61	1	0	0	230	1	1124	1
COWETA CIRCUIT	424	3	1580	3	792	3	8	4	2804	3	114	4	566	3	220	3	2	8	902	3	3706	3
DOUGHERTY CIRCUIT	304	2	2037	3	888	3	3	2	3232	3	71	2	608	3	219	3	1	4	899	3	4131	3
DUBLIN CIRCUIT	122	1	604	1	285	1	5	3	1016	1	7	0	129	1	53	1	1	4	190	1	1206	1
EASTERN CIRCUIT	394	3	1390	2	663	2	6	3	2453	2	83	3	632	4	241	3	1	4	957	3	3410	3
FLINT CIRCUIT	176	1	608	1	255	1	2	1	1041	1	30	1	180	1	65	1	0	0	275	1	1316	1
GRIFFIN CIRCUIT	365	3	1069	2	521	2	8	4	1963	2	94	3	360	2	138	2	3	12	595	2	2558	2
GWINNETT CIRCUIT	1030	8	4420	7	1624	6	11	6	7085	7	314	11	1224	7	478	7	2	8	2018	7	9103	7
HOUSTON CIRCUIT	147	1	568	1	227	1	2	1	944	1	28	1	186	1	68	1	0	0	282	1	1226	1
LOOKOUT MOUNTAIN CIR	201	1	1011	2	478	2	1	1	1691	2	46	2	338	2	125	2	0	0	509	2	2200	2
MACON CIRCUIT	326	2	1824	3	870	3	4	2	3024	3	87	3	617	3	261	4	0	0	965	3	3989	3
MIDDLE CIRCUIT	244	2	931	1	456	2	5	3	1636	2	59	2	292	2	119	2	1	4	471	2	2107	2
MOUNTAIN CIRCUIT	91	1	385	1	204	1	2	1	682	1	21	1	107	1	50	1	0	0	178	1	860	1
NORTHEASTERN CIRCUIT	153	1	794	1	389	1	6	3	1342	1	44	2	295	2	111	2	0	0	450	2	1792	1
NORTHERN CIRCUIT	158	1	990	2	481	2	7	4	1636	2	16	1	240	1	96	1	1	4	353	1	1989	2
OCMULGEE CIRCUIT	364	3	1610	3	691	2	3	2	2668	3	60	2	349	2	150	2	0	0	559	2	3227	2
OCONEE CIRCUIT	162	1	619	1	283	1	1	1	1065	1	28	1	169	1	80	1	1	4	278	1	1343	1
OGEECHEE CIRCUIT	394	3	1073	2	490	2	3	2	1960	2	89	3	377	2	133	2	1	4	600	2	2560	2
PATAULA CIRCUIT	166	1	648	1	285	1	3	2	1102	1	32	1	184	1	81	1	0	0	297	1	1399	1
PIEDMONT CIRCUIT	150	1	813	1	432	2	1	1	1396	1	35	1	235	1	92	1	0	0	362	1	1758	1
ROME CIRCUIT	125	1	801	1	429	2	1	1	1356	1	40	1	249	1	113	2	0	0	402	1	1758	1
SOUTH GEORGIA CIRCUIT	166	1	1011	2	483	2	3	2	1663	2	34	1	264	1	101	1	0	0	399	1	2062	2
SOUTHERN CIRCUIT	555	4	2351	4	926	3	7	4	3839	4	92	3	543	3	206	3	1	4	842	3	4681	4
SOUTHWESTERN CIRCUIT	289	2	1290	2	696	2	1	1	2276	2	43	1	318	2	142	2	0	0	503	2	2779	2

(continued)

Probationer Statistical Profile

Sample: Active & admin probationers, not in facilities
Act probationers 09/20/2000

Requestor: Statistics

CIRCUIT OF CURRENT SUPERVISION by current age & sex (CONTINUED)

CIRCUIT	M e n								W o m e n								Grand Total %					
	age 00-21	%	age 22-39	%	age 40-98	%	age UNKWN	%	Men Total	%	age 00-21	%	age 22-39	%	age 40-98	%		age UNKWN	%	Women Total	%	
STONE MOUNTAIN CIRCU	901	7	3156	5	1339	5	4	2	5400	5	182	6	921	5	327	5	0	0	1430	5	6830	5
TALLAPOOSA CIRCUIT	207	2	1045	2	581	2	9	5	1842	2	30	1	272	2	115	2	0	0	417	1	2259	2
TIFTON CIRCUIT	162	1	793	1	360	1	2	1	1317	1	31	1	186	1	79	1	1	4	297	1	1614	1
TOOMBS CIRCUIT	65	0	350	1	191	1	1	1	607	1	10	0	77	0	33	0	0	0	120	0	727	1
WAYCROSS CIRCUIT	144	1	728	1	351	1	2	1	1225	1	33	1	213	1	86	1	0	0	332	1	1557	1
WESTERN CIRCUIT	260	2	845	1	341	1	4	2	1450	1	66	2	224	1	77	1	0	0	367	1	1817	1
ROCKDALE CIRCUIT	92	1	410	1	168	1	2	1	672	1	25	1	128	1	54	1	0	0	207	1	879	1
DOUGLAS CIRCUIT	289	2	1327	2	686	2	3	2	2305	2	54	2	398	2	171	2	1	4	624	2	2929	2
APPALACHIAN CIRCUIT	152	1	638	1	380	1	3	2	1173	1	27	1	221	1	99	1	0	0	347	1	1520	1
ENOTAH CIRCUIT	74	1	364	1	189	1	1	1	628	1	15	1	108	1	59	1	0	0	182	1	810	1
Burruss SAI	73	1	292	0	151	1	2	1	518	0	14	0	97	1	45	1	1	4	157	1	675	1
Dodge SAI	98	1	501	1	198	1	2	1	799	1	16	1	118	1	53	1	0	0	187	1	986	1
Total reported	13661		62168		28353		182		104364		2932		17941		7237		25		28135		132499	
Percent Reported	100.0		100.0		100.0		100.0		100.0		100.0		100.0		100.0		100.0		100.0		100.0	
Washington Det Ctr	0		3		0		0		3		0		3		0		0		3		6	
Total	13661		62171		28353		182		104367		2932		17944		7237		25		28138		132505	

Probationer Statistical Profile

Sample: Active & admin probationers, not in facilities
Act probationers 09/20/2000

Requestor: Statistics

SENTENCE LENGTH by current age & sex

SENTENCE (IN YEARS)	Men						Women						Grand Total %
	age 00-21 %	age 22-39 %	age 40-98 %	age UNKWN %	Men Total %	age 00-21 %	age 22-39 %	age 40-98 %	age UNKWN %	Women Total %			
0-1	1688 12	4701 8	1718 6	10 5	8117 8	516 18	1367 8	464 6	0 0	2347 8	10464 8		
1.1-2	1731 13	4879 8	2044 7	17 9	8671 8	499 17	1545 9	532 7	1 4	2577 9	11248 8		
2.1-3	1607 12	5262 8	2264 8	23 13	9156 9	417 14	1891 11	607 8	5 20	2920 10	12076 9		
3.1-4	1201 9	4908 8	2110 7	16 9	8235 8	340 12	1830 10	626 9	3 12	2799 10	11034 8		
4.1-5	1546 11	7778 13	3331 12	24 13	12679 12	259 9	2195 12	852 12	3 12	3309 12	15988 12		
5.1-6	3270 24	14824 24	6457 23	45 25	24596 24	570 19	4311 24	1652 23	3 12	6536 23	31132 23		
6.1-7	353 3	2314 4	1041 4	9 5	3717 4	61 2	634 4	267 4	1 4	963 3	4680 4		
7.1-8	399 3	2621 4	1158 4	4 2	4182 4	49 2	563 3	267 4	0 0	879 3	5061 4		
8.1-9	312 2	2144 3	951 3	5 3	3412 3	44 2	560 3	268 4	1 4	873 3	4285 3		
9.1-10	111 1	1039 2	586 2	0 0	1736 2	12 0	254 1	118 2	0 0	384 1	2120 2		
10.1-12	1151 8	7790 13	3868 14	23 13	12832 12	141 5	2161 12	1102 15	8 32	3412 12	16244 12		
12.1-15	54 0	899 1	625 2	0 0	1578 2	7 0	136 1	121 2	0 0	264 1	1842 1		
15.1-20	139 1	1583 3	1108 4	3 2	2833 3	5 0	287 2	186 3	0 0	478 2	3311 2		
20.1-OVER	98 1	1407 2	1021 4	3 2	2529 2	12 0	209 1	172 2	0 0	393 1	2922 2		
INDEFINITE	1 0	21 0	71 0	0 0	93 0	0 0	1 0	3 0	0 0	4 0	97 0		
Total reported	13661	62170	28353	182	104366	2932	17944	7237	25	28138	132504		
Percent Reported	100.0	100.0	100.0	100.0	100.0	100.0	100.0	100.0	100.0	100.0	100.0		
NOT REPORTED	0	1	0	0	1	0	0	0	0	0	1		
Total	13661	62171	28353	182	104367	2932	17944	7237	25	28138	132505		
AVERAGE EXCLUDING INDEFINITE	4.45	5.75	6.41	5.14	5.76	3.56	5.21	6.00	5.78	5.24	5.65		

Probationer Statistical Profile

Sample: Active & admin probationers, not in facilities
Act probationers 09/20/2000

Requestor: Statistics

TIME SERVED by current age & sex

TIME SERVED (IN YRS)	M e n					W o m e n					Grand Total %
	age 00-21 %	age 22-39 %	age 40-98 %	age UNKWN %	Men Total %	age 00-21 %	age 22-39 %	age 40-98 %	age UNKWN %	Women Total %	
0-1	7313 54	18752 30	7445 26	68 37	33578 32	1720 59	5852 33	1957 27	10 40	9539 34	43117 33
1.1-2	3704 27	13339 21	5759 20	65 36	22867 22	727 25	4188 23	1436 20	12 48	6363 23	29230 22
2.1-3	1846 14	10212 16	4370 15	44 24	16472 16	371 13	3140 17	1227 17	1 4	4739 17	21211 16
3.1-4	666 5	7415 12	3263 12	2 1	11346 11	96 3	2022 11	876 12	1 4	2995 11	14341 11
4.1-5	107 1	5220 8	2495 9	2 1	7824 7	13 0	1228 7	608 8	1 4	1850 7	9674 7
5.1-6	7 0	2297 4	1162 4	0 0	3466 3	0 0	497 3	261 4	0 0	758 3	4224 3
6.1-7	2 0	1446 2	847 3	0 0	2295 2	0 0	304 2	224 3	0 0	528 2	2823 2
7.1-8	3 0	1043 2	677 2	0 0	1723 2	0 0	221 1	167 2	0 0	388 1	2111 2
8.1-9	2 0	852 1	658 2	1 1	1513 1	2 0	197 1	164 2	0 0	363 1	1876 1
9.1-10	6 0	720 1	595 2	0 0	1321 1	3 0	140 1	131 2	0 0	274 1	1595 1
10.1-12	5 0	443 1	453 2	0 0	901 1	0 0	77 0	100 1	0 0	177 1	1078 1
12.1-15	0 0	323 1	366 1	0 0	689 1	0 0	58 0	47 1	0 0	105 0	794 1
15.1-20	0 0	104 0	221 1	0 0	325 0	0 0	17 0	33 0	0 0	50 0	375 0
20.1-OVER	0 0	5 0	42 0	0 0	47 0	0 0	2 0	6 0	0 0	8 0	55 0
Total reported	13661	62171	28353	182	104367	2932	17943	7237	25	28137	132504
Percent Reported	100.0	100.0	100.0	100.0	100.0	100.0	100.0	100.0	100.0	100.0	100.0
NOT REPORTED	0	0	0	0	0	0	1	0	0	1	1
Total	13661	62171	28353	182	104367	2932	17944	7237	25	28138	132505
AVERAGE TIME SERVED	1.21	2.57	3.14	1.49	2.54	1.12	2.28	2.94	1.51	2.33	2.50

Probationer Statistical Profile

Sample: Active & admin probationers, not in facilities
Act probationers 09/20/2000

Requestor: Statistics

TIME LEFT TO SERVE by current age & sex

TIME LEFT (IN YEARS)	M e n					W o m e n					Grand Total %
	age 00-21 %	age 22-39 %	age 40-98 %	age UNKWN %	Men Total %	age 00-21 %	age 22-39 %	age 40-98 %	age UNKWN %	Women Total %	
0-1	3689 27	16407 26	7416 26	41 23	27553 26	1097 37	4963 28	1892 26	4 16	7956 28	35509 27
1.1-2	1939 14	10601 17	4881 17	19 10	17440 17	491 17	3312 18	1354 19	3 12	5160 18	22600 17
2.1-3	2038 15	9119 15	3977 14	34 19	15168 15	438 15	2755 15	1063 15	2 8	4258 15	19426 15
3.1-4	1801 13	7496 12	3324 12	33 18	12654 12	300 10	2045 11	844 12	4 16	3193 11	15847 12
4.1-5	1879 14	6251 10	2736 10	17 9	10883 10	320 11	1849 10	687 9	2 8	2858 10	13741 10
5.1-6	370 3	2492 4	1199 4	7 4	4068 4	57 2	631 4	334 5	2 8	1024 4	5092 4
6.1-7	403 3	2302 4	1073 4	3 2	3781 4	49 2	595 3	260 4	2 8	906 3	4687 4
7.1-8	410 3	1956 3	866 3	7 4	3239 3	45 2	544 3	222 3	1 4	812 3	4051 3
8.1-9	371 3	1630 3	738 3	6 3	2745 3	45 2	428 2	173 2	3 12	649 2	3394 3
9.1-10	465 3	1458 2	699 2	7 4	2629 3	66 2	415 2	166 2	2 8	649 2	3278 2
10.1-12	54 0	680 1	393 1	2 1	1129 1	4 0	117 1	69 1	0 0	190 1	1319 1
12.1-15	125 1	818 1	430 2	3 2	1376 1	3 0	128 1	73 1	0 0	204 1	1580 1
15.1-20	86 1	594 1	337 1	3 2	1020 1	11 0	96 1	56 1	0 0	163 1	1183 1
20.1-OVER	23 0	299 0	195 1	0 0	517 0	3 0	53 0	36 0	0 0	92 0	609 0
INDEFINITE	1 0	21 0	71 0	0 0	93 0	0 0	1 0	3 0	0 0	4 0	97 0
NONE	7 0	47 0	18 0	0 0	72 0	3 0	12 0	5 0	0 0	20 0	92 0
Total reported	13661	62171	28353	182	104367	2932	17944	7237	25	28138	132505
Percent Reported	100.0	100.0	100.0	100.0	100.0	100.0	100.0	100.0	100.0	100.0	100.0
NOT REPORTED	0	0	0	0	0	0	0	0	0	0	0
Total	13661	62171	28353	182	104367	2932	17944	7237	25	28138	132505
AVERAGE EXCLUDING INDEFINITE, NONE	3.27	3.35	3.50	3.65	3.38	2.46	3.05	3.26	4.28	3.05	3.31

Probationer Statistical Profile

Sample: Active & admin probationers, not in facilities
Act probationers 09/20/2000

Requestor: Statistics

CASE TYPE by current age & sex

CASE TYPE	Men				Women				Grand Total	%
	age 00-21	age 22-39	age 40-98	age UNKWN	age 00-21	age 22-39	age 40-98	age UNKWN		
PRESENTENCE	0	0	0	0	0	0	0	0	0	0
SPLIT SENTENCE	186	1	5608	9	3868	14	4	2	9666	9
STRAIGHT SENTENCE	13243	97	55024	89	23828	84	177	97	92272	88
ABANDONMENT&BASTARDY	1	0	23	0	68	0	0	0	92	0
OUT OF STATE PROB	225	2	1494	2	576	2	1	1	2296	2
OUT OF STATE A&B	0	0	0	0	1	0	0	0	1	0
SUSPENDED SENTENCE	6	0	22	0	12	0	0	0	40	0
Total reported	13661		62171		28353		182		104367	
Percent Reported	100.0		100.0		100.0		100.0		100.0	
NOT REPORTED	0		0		0		0		0	
Total	13661		62171		28353		182		104367	

Probationer Statistical Profile

Sample: Active & admin probationers, not in facilities
Act probationers 09/20/2000

Requestor: Statistics

RELEASE TYPE by current age & sex

RELEASE TYPE	Men					Women					Grand Total	%
	age 00-21	age 22-39	age 40-98	age UNKWN	Men Total	age 00-21	age 22-39	age 40-98	age UNKWN	Women Total		
TRANSF OUT OF STATE	0	0	0	0	0	0	0	0	0	0	0	0
REVOKED (TECHNICAL)	0	0	0	0	0	0	0	0	0	0	0	0
REVOKED (NEW SENT)	0	0	0	0	0	0	0	0	0	0	0	0
REVOKED (NEW CRIME)	0	0	0	0	0	0	0	0	0	0	0	0
ABSCONDED (TOLLED)	0	0	0	0	0	0	0	0	0	0	0	0
ABSCONDED (NON-TOLL)	0	0	0	0	0	0	0	0	0	0	0	0
TERMINATED BY COURT	0	0	0	0	0	0	0	0	0	0	0	0
OUT OF STATE TERM	0	0	0	0	0	0	0	0	0	0	0	0
DEATH	0	0	0	0	0	0	0	0	0	0	0	0
FINAN OBLIG COMPLETE	0	0	0	0	0	0	0	0	0	0	0	0
OTHER	0	0	0	0	0	0	0	0	0	0	0	0
NORMAL RELEASE	0	0	0	0	0	0	0	0	0	0	0	0
A & B SPECIAL TERM	0	0	0	0	0	0	0	0	0	0	0	0
INDEP JURISDICTION	0	0	0	0	0	0	0	0	0	0	0	0
ACTIVE	13661	62171	28353	182	104367	2932	17944	7237	25	28138	132505	
Total reported	13661	62171	28353	182	104367	2932	17944	7237	25	28138	132505	
Percent Reported	100.0	100.0	100.0	100.0	100.0	100.0	100.0	100.0	100.0	100.0	100.0	
NOT REPORTED	0	0	0	0	0	0	0	0	0	0	0	
Total	13661	62171	28353	182	104367	2932	17944	7237	25	28138	132505	

Probationer Statistical Profile

Sample: Active & admin probationers, not in facilities
Act probationers 09/20/2000

Requestor: Statistics

FIRST OFFENDER STATUS by current age & sex

STATUS	M e n					W o m e n					Grand Total %
	age 00-21 %	age 22-39 %	age 40-98 %	age UNKWN %	Men Total %	age 00-21 %	age 22-39 %	age 40-98 %	age UNKWN %	Women Total %	
FIRST OFFNDR STATUS	5685 42	14157 23	4240 15	34 19	24116 23	1505 51	6352 35	1944 27	8 32	9809 35	33925 26
NO FIRST OFFNDR STAT	7974 58	47937 77	23994 85	148 81	80053 77	1427 49	11581 65	5270 73	17 68	18295 65	98348 74
Total reported	13659	62094	28234	182	104169	2932	17933	7214	25	28104	132273
Percent Reported	100.0	99.9	99.6	100.0	99.8	100.0	99.9	99.7	100.0	99.9	99.8
NOT REPORTED	2	77	119	0	198	0	11	23	0	34	232
Total	13661	62171	28353	182	104367	2932	17944	7237	25	28138	132505

Probationer Statistical Profile

Sample: Active & admin probationers, not in facilities
Act probationers 09/20/2000

Requestor: Statistics

TYPE PROBATIONER by current age & sex

TYPE PROBATIONER	M e n					W o m e n					Grand Total %
	age 00-21 %	age 22-39 %	age 40-98 %	age UNKWN %	Men Total %	age 00-21 %	age 22-39 %	age 40-98 %	age UNKWN %	Women Total %	
MISDEMEANANT	2653 20	7764 13	3268 12	33 18	13718 13	804 28	2305 13	853 12	3 12	3965 14	17683 13
FELON	10803 80	54113 87	24902 88	147 82	89965 87	2085 72	15523 87	6333 88	22 88	23963 86	113928 86
ABANDONMENT&BASTARDY	1 0	23 0	69 0	0 0	93 0	0 0	1 0	0 0	0 0	1 0	94 0
SUSPENDED SENTENCE	6 0	22 0	12 0	0 0	40 0	0 0	3 0	1 0	0 0	4 0	44 0
Total reported	13463	61922	28251	180	103816	2889	17832	7187	25	27933	131749
Percent Reported	98.6	99.6	99.6	98.9	99.5	98.5	99.4	99.3	100.0	99.3	99.4
NOT REPORTED	198	249	102	2	551	43	112	50	0	205	756
Total	13661	62171	28353	182	104367	2932	17944	7237	25	28138	132505

Probationer Statistical Profile

Sample: Active & admin probationers, not in facilities
Act probationers 09/20/2000

Requestor: Statistics

MOST SERIOUS CRIME BY GROUP by current age & sex

CRIME GROUP	Men				Women				Grand Total	%	
	age 00-21	age 22-39	age 40-98	age UNKWN	Men Total	age 00-21	age 22-39	age 40-98			age UNKWN
HOMICIDE	30	343	245	0	618	5	99	85	0	189	807
ABORTION	0	5	1	0	6	0	1	0	0	1	7
BODILY INJRY&REL OFF	694	5008	2884	26	8612	149	985	417	1	1552	10164
ARSON & REL OFF	46	309	175	0	530	9	92	54	0	155	685
DAMAGE OF PROPERTY	270	661	215	3	1149	45	147	44	0	236	1385
BURGLARY & REL OFF	1768	5559	1363	5	8695	131	547	122	0	800	9495
FORGERY & REL OFF	556	3999	1641	7	6203	466	3546	1158	4	5174	11377
THEFT	2606	8208	3028	18	13860	730	3703	1302	2	5737	19597
ROBBERY	402	1667	425	1	2495	39	148	40	0	227	2722
SEXUAL OFFENSES	429	2010	1970	10	4419	10	92	38	0	140	4559
OBSCENITY CRIMES	1	6	4	0	11	0	0	0	0	0	11
TREASON & REL OFF	7	28	6	0	41	2	14	3	0	19	60
CRIMES INVOLVNG GOVT	164	1137	433	3	1737	37	443	236	1	717	2454
FALSIFICATIONS	17	160	83	1	261	17	88	26	0	131	392
OBSTRUCT LAW ENFORCE	37	249	81	0	367	15	78	28	0	121	488
DISORDERLY CONDUCT	63	209	64	1	337	12	26	9	0	47	384
GAMBLING & REL OFF	4	24	16	0	44	5	7	6	0	18	62
CRUELTY TO CHILDREN	24	531	332	2	889	20	398	100	0	518	1407
CRIMES WITH GUNS	197	947	615	3	1762	17	48	28	0	93	1855
INVASION PRIVACY	6	96	46	1	149	0	1	2	0	3	152
RACKETEERING	0	1	17	0	18	1	3	2	0	6	24
DRUG ABUSE OFFENSES	3315	19635	8350	52	31352	345	4542	2271	13	7171	38523
DRUG TRAFFICKING	23	399	269	0	691	7	101	74	1	183	874
AUTO CRIMES	19	2436	2373	13	4841	0	214	202	0	416	5257
REVENUE & CONTRABAND	2	3	7	0	12	0	5	2	0	7	19
CRIMES OF OTH STATES	34	173	88	0	295	5	64	30	0	99	394
MISC. FELONIES	88	313	175	1	577	18	127	52	0	197	774
MISDEMEANORS	2858	8037	3444	35	14374	847	2419	903	3	4172	18546
Total reported	13660	62153	28350	182	104345	2932	17938	7234	25	28129	132474
Percent Reported	100.0	100.0	100.0	100.0	100.0	100.0	100.0	100.0	100.0	100.0	100.0
NOT REPORTED	1	18	3	0	22	0	6	3	0	9	31
Total	13661	62171	28353	182	104367	2932	17944	7237	25	28138	132505

Probationer Statistical Profile

Sample: Active & admin probationers, not in facilities
Act probationers 09/20/2000

Requestor: Statistics

MOST SERIOUS OFFENSE by current age & sex

MOST SERIOUS OFFENSE	Men					Women					Grand Total	
	age 00-21 %	age 22-39 %	age 40-98 %	age UNKWN %	Men Total %	age 00-21 %	age 22-39 %	age 40-98 %	age UNKWN %	Women Total %		

MISDEMEANORS	-----											
abandonment	1 0	18 0	68 0	0 0	87 0	0 0	2 0	0 0	0 0	2 0	89 0	
non-support	0 0	1 0	0 0	0 0	1 0	0 0	0 0	0 0	0 0	0 0	1 0	
stalking	3 0	42 0	29 0	0 0	74 0	1 0	3 0	6 0	0 0	10 0	84 0	
assault & battery	30 0	270 0	110 0	1 1	411 0	8 0	46 0	12 0	0 0	66 0	477 0	
attempted murder	1 0	2 0	0 0	0 0	3 0	1 0	0 0	0 0	0 0	1 0	4 0	
aggravated assault	4 0	29 0	24 0	1 1	58 0	0 0	7 0	2 0	0 0	9 0	67 0	
simple assault	43 0	166 0	96 0	1 1	306 0	14 0	45 0	18 0	0 0	77 0	383 0	
simple battery	302 2	1210 2	512 2	5 3	2029 2	94 3	258 1	72 1	0 0	424 2	2453 2	
stabbing another	1 0	4 0	2 0	0 0	7 0	1 0	3 0	0 0	0 0	4 0	11 0	
shooting at another	2 0	2 0	1 0	0 0	5 0	0 0	2 0	1 0	0 0	3 0	8 0	
wife beating	0 0	0 0	3 0	0 0	3 0	0 0	0 0	0 0	0 0	0 0	3 0	
concealing a death	0 0	1 0	0 0	0 0	1 0	0 0	0 0	0 0	0 0	0 0	1 0	
leave scene had inju	1 0	0 0	1 0	0 0	2 0	0 0	0 0	0 0	0 0	0 0	2 0	
criminal intfer govt	1 0	3 0	3 0	0 0	7 0	0 0	0 0	0 0	0 0	0 0	7 0	
reckless conduct	45 0	88 0	39 0	2 1	174 0	6 0	29 0	7 0	0 0	42 0	216 0	
disorderly conduct	54 0	88 0	42 0	0 0	184 0	18 1	43 0	12 0	0 0	73 0	257 0	
hazing	0 0	1 0	0 0	0 0	1 0	0 0	0 0	0 0	0 0	0 0	1 0	
motor vehicle abando	0 0	1 0	1 0	0 0	2 0	0 0	0 0	1 0	0 0	1 0	3 0	
larceny	2 0	3 0	2 0	0 0	7 0	0 0	1 0	1 0	0 0	2 0	9 0	
receiving stolen goo	37 0	48 0	12 0	0 0	97 0	7 0	24 0	0 0	0 0	31 0	128 0	
theft by taking	180 1	279 0	77 0	0 0	536 1	92 3	135 1	47 1	0 0	274 1	810 1	
robbery	3 0	8 0	1 0	0 0	12 0	0 0	3 0	0 0	0 0	3 0	15 0	
burglary	6 0	30 0	5 0	0 0	41 0	1 0	2 0	0 0	0 0	3 0	44 0	
car breaking	1 0	0 0	0 0	0 0	1 0	0 0	0 0	0 0	0 0	0 0	1 0	
taking vech temporar	1 0	1 0	0 0	0 0	2 0	0 0	0 0	0 0	0 0	0 0	2 0	
alter id	2 0	2 0	0 0	0 0	4 0	0 0	0 0	0 0	0 0	0 0	4 0	
cheating & swindling	0 0	1 0	1 0	0 0	2 0	0 0	0 0	0 0	0 0	0 0	2 0	
bad checks	17 0	218 0	118 0	0 0	353 0	37 1	290 2	120 2	1 4	448 2	801 1	
fraudulent checks	2 0	5 0	4 0	0 0	11 0	1 0	10 0	2 0	0 0	13 0	24 0	
forgery	3 0	12 0	2 0	0 0	17 0	2 0	13 0	5 0	0 0	20 0	37 0	
worthless checks	0 0	8 0	6 0	0 0	14 0	0 0	9 0	9 0	0 0	18 0	32 0	
sale/dist of narcoti	0 0	8 0	4 0	0 0	12 0	0 0	0 0	1 0	0 0	1 0	13 0	
public drunkenness	8 0	25 0	14 0	0 0	47 0	1 0	3 0	3 0	0 0	7 0	54 0	

(continued)

Probationer Statistical Profile

Sample: Active & admin probationers, not in facilities
Act probationers 09/20/2000

Requestor: Statistics

MOST SERIOUS OFFENSE by current age & sex (CONTINUED)

MOST SERIOUS OFFENSE	Men					Women					Grand Total	%
	age 00-21	age 22-39	age 40-98	age UNKWN	Men Total	age 00-21	age 22-39	age 40-98	age UNKWN	Women Total		
s/d dep,stim,cntrf d	0 0	2 0	0 0	0 0	2 0	0 0	1 0	0 0	0 0	1 0	3 0	
abusive language	1 0	1 0	2 0	0 0	4 0	0 0	2 0	0 0	0 0	2 0	6 0	
poss n.t.p. whiskey	0 0	0 0	1 0	0 0	1 0	0 0	0 0	0 0	0 0	0 0	1 0	
sale/dist of marijua	0 0	6 0	5 0	0 0	11 0	0 0	1 0	0 0	0 0	1 0	12 0	
poss of narcotics	0 0	3 0	1 0	0 0	4 0	1 0	0 0	1 0	0 0	2 0	6 0	
poss dep,stim,cntrf	0 0	6 0	0 0	0 0	6 0	0 0	1 0	0 0	0 0	1 0	7 0	
poss of l.s.d.	0 0	0 0	1 0	0 0	1 0	0 0	0 0	0 0	0 0	0 0	1 0	
poss of marijuana	302 2	323 1	53 0	1 1	679 1	48 2	81 0	16 0	0 0	145 1	824 1	
viol motor veh law	123 1	434 1	134 0	1 1	692 1	20 1	85 0	26 0	1 4	132 0	824 1	
d.u.i.	529 4	2782 5	1398 5	16 9	4725 5	103 4	539 3	271 4	1 4	914 3	5639 4	
obstr of law enf off	171 1	402 1	126 0	1 1	700 1	31 1	90 1	41 1	0 0	162 1	862 1	
impersonating anothe	18 0	50 0	9 0	0 0	77 0	4 0	25 0	0 0	0 0	29 0	106 0	
criminal trespassing	197 1	246 0	98 0	3 2	544 1	28 1	81 0	25 0	0 0	134 0	678 1	
illegal attm to obt	1 0	2 0	0 0	0 0	3 0	0 0	2 0	2 0	0 0	4 0	7 0	
criminal damage	19 0	18 0	4 0	0 0	41 0	2 0	7 0	1 0	0 0	10 0	51 0	
terroristic threats	2 0	5 0	5 0	0 0	12 0	2 0	0 0	0 0	0 0	2 0	14 0	
viol ga cntrl subst	169 1	315 1	64 0	0 0	548 1	40 1	85 0	25 0	0 0	150 1	698 1	
prostitution	0 0	0 0	0 0	0 0	0 0	1 0	4 0	1 0	0 0	6 0	6 0	
sodomy	0 0	1 0	4 0	0 0	5 0	0 0	0 0	0 0	0 0	0 0	5 0	
public indecency	5 0	45 0	21 0	0 0	71 0	0 0	1 0	0 0	0 0	1 0	72 0	
peeping tom	4 0	4 0	0 0	0 0	8 0	0 0	0 0	0 0	0 0	0 0	8 0	
molesting a minor	0 0	0 0	3 0	0 0	3 0	0 0	1 0	0 0	0 0	1 0	4 0	
attempted rape	1 0	3 0	0 0	0 0	4 0	0 0	0 0	0 0	0 0	0 0	4 0	
sexual battery	21 0	36 0	34 0	0 0	91 0	1 0	2 0	0 0	0 0	3 0	94 0	
vagrancy	1 0	1 0	0 0	0 0	2 0	0 0	0 0	0 0	0 0	0 0	2 0	
escape	4 0	14 0	2 0	0 0	20 0	1 0	2 0	0 0	0 0	3 0	23 0	
cpwl & concealed wea	53 0	81 0	27 0	1 1	162 0	3 0	5 0	1 0	0 0	9 0	171 0	
shoplifting	184 1	178 0	61 0	0 0	423 0	205 7	262 1	82 1	0 0	549 2	972 1	
viol game & fish law	5 0	3 0	1 0	0 0	9 0	0 0	0 0	0 0	0 0	0 0	9 0	
pointing gun at anot	3 0	15 0	10 0	0 0	28 0	1 0	2 0	1 0	0 0	4 0	32 0	
carry dly weapons pu	12 0	14 0	1 0	0 0	27 0	1 0	2 0	0 0	0 0	3 0	30 0	
criminal attempt	1 0	3 0	1 0	0 0	5 0	0 0	2 0	3 0	0 0	5 0	10 0	
other misdemeanor	84 1	221 0	99 0	0 0	404 0	28 1	96 1	38 1	0 0	162 1	566 0	
riot	1 0	0 0	0 0	0 0	1 0	0 0	0 0	0 0	0 0	0 0	1 0	
inciting to riot	1 0	0 0	0 0	0 0	1 0	0 0	0 0	0 0	0 0	0 0	1 0	

(continued)

Probationer Statistical Profile

Sample: Active & admin probationers, not in facilities
Act probationers 09/20/2000

Requestor: Statistics

MOST SERIOUS OFFENSE by current age & sex (CONTINUED)

MOST SERIOUS OFFENSE	Men					Women					Grand Total	%
	age 00-21	age 22-39	age 40-98	age UNKWN	Men Total	age 00-21	age 22-39	age 40-98	age UNKWN	Women Total		
fighting in public p	15	14	0	0	29	10	1	0	0	11	40	
disrupting gen.assem	1	0	0	0	1	0	0	0	0	0	1	
mis off against pub	1	4	1	0	6	0	0	0	0	0	6	
misuse firearm hunti	0	0	1	0	1	0	0	0	0	0	1	
off agnst pub hlth/m	1	3	6	0	10	0	1	0	0	1	11	
gambling & related o	0	1	1	0	2	0	0	1	0	1	3	
obscenity & related	0	2	0	0	2	0	0	0	0	0	2	
involuntary manslaug	0	0	1	0	1	0	0	1	0	1	2	
interference with cu	8	6	4	0	18	2	1	0	0	3	21	
theft by deception <	5	22	11	0	38	6	21	8	0	35	73	
theft/lost/property<	5	9	2	0	16	0	3	0	0	3	19	
theft of services <	1	12	6	0	19	1	7	1	0	9	28	
theft by conversion	5	26	9	0	40	0	15	5	0	20	60	
theft motor vehicle,	2	3	1	0	6	0	0	0	0	0	6	
conversn paymnt real	0	1	0	0	1	0	0	0	0	0	1	
conversn lead prop	0	1	0	0	1	0	0	0	0	0	1	
entrng mot veh crim	5	8	0	0	13	0	3	1	0	4	17	
violtn forgery&fraud	1	0	0	0	1	1	2	1	0	4	5	
abdmnt dang drugs/po	1	3	1	0	5	0	0	0	0	0	5	
trnsatns drug rel ob	0	0	0	0	0	0	1	0	0	1	1	
tpos/use drug rel ob	0	3	3	0	6	0	3	1	0	4	10	
obtn/attmpt drugs il	1	4	2	0	7	0	5	6	0	11	18	
viol dangerous drugs	0	2	3	0	5	0	1	0	0	1	6	
mfg/dist imitate con	1	2	0	0	3	0	0	0	0	0	3	
misc. abuse govt off	1	0	0	0	1	0	2	0	0	2	3	
misc. obstruction pu	1	2	0	0	3	0	0	0	0	0	3	
misc. escape & other	1	1	0	0	2	0	0	0	0	0	2	
misc. offns relt jud	0	1	0	0	1	0	3	1	0	4	5	
misc. obstruction of	0	6	1	0	7	2	1	1	0	4	11	
misc. crim trsps/cr	2	3	0	0	5	0	0	0	0	0	5	
misc. sexual offense	18	2	4	0	24	0	3	1	0	4	28	
keepng place prostit	0	0	0	0	0	0	1	0	0	1	1	
pandering	1	3	1	0	5	0	0	0	0	0	5	
distrbut obscene mat	0	2	0	0	2	0	0	0	0	0	2	
providing sex mat mi	0	1	0	0	1	0	0	0	0	0	1	

(continued)

Probationer Statistical Profile

Sample: Active & admin probationers, not in facilities
Act probationers 09/20/2000

Requestor: Statistics

MOST SERIOUS OFFENSE by current age & sex (CONTINUED)

MOST SERIOUS OFFENSE	Men					Women					Grand Total	%
	age 00-21	age 22-39	age 40-98	age UNKWN	Men Total	age 00-21	age 22-39	age 40-98	age UNKWN	Women Total		
exhibit sex shows mi	1 0	0 0	1 0	0 0	2 0	0 0	1 0	0 0	0 0	1 0	3 0	
dng instrmntalties &	0 0	1 0	0 0	0 0	1 0	0 0	0 0	0 0	0 0	0 0	1 0	
vio prvsns/regs alco	0 0	2 0	2 0	0 0	4 0	0 0	3 0	0 0	0 0	3 0	7 0	
furnish liquor to mi	7 0	4 0	4 0	0 0	15 0	1 0	2 0	2 0	0 0	5 0	20 0	
poss alc bev by juve	63 0	5 0	1 0	0 0	69 0	8 0	0 0	0 0	0 0	8 0	77 0	
veh homicide tit 40	2 0	6 0	5 0	0 0	13 0	0 0	2 0	0 0	0 0	2 0	15 0	
viol motor veh licen	0 0	1 0	0 0	0 0	1 0	0 0	0 0	1 0	0 0	1 0	2 0	
conspiracy commit mis	1 0	0 0	0 0	0 0	1 0	0 0	0 0	0 0	0 0	0 0	1 0	
misc misdemeanor	43 0	77 0	25 0	2 1	147 0	12 0	29 0	15 0	0 0	56 0	203 0	
misc. invation of pr	0 0	1 0	1 0	0 0	2 0	0 0	0 0	0 0	0 0	0 0	2 0	
violation othr state	2 0	5 0	5 0	0 0	12 0	0 0	1 0	4 0	0 0	5 0	17 0	

FELONIES												

MISC. HOMICIDE OFFEN	0 0	3 0	0 0	0 0	3 0	0 0	0 0	0 0	0 0	0 0	3 0	
MURDER	0 0	3 0	8 0	0 0	11 0	1 0	3 0	0 0	0 0	4 0	15 0	
VOLUNTARY MANSLAUGHT	3 0	80 0	93 0	0 0	176 0	0 0	32 0	47 1	0 0	79 0	255 0	
INVOLUNTARY MANSLAUG	13 0	50 0	36 0	0 0	99 0	3 0	19 0	9 0	0 0	31 0	130 0	
FETICIDE	1 0	2 0	0 0	0 0	3 0	0 0	1 0	0 0	0 0	1 0	4 0	
ADVISED KILLING OF I	0 0	0 0	1 0	0 0	1 0	0 0	0 0	0 0	0 0	0 0	1 0	
VEHICULAR HOMICIDE	12 0	187 0	92 0	0 0	291 0	1 0	43 0	21 0	0 0	65 0	356 0	
HOMICIDE BY PILOT,DU	0 0	2 0	2 0	0 0	4 0	0 0	0 0	1 0	0 0	1 0	5 0	
CRIMINAL ATTEMPT MUR	1 0	16 0	13 0	0 0	30 0	0 0	1 0	7 0	0 0	8 0	38 0	
CRIMINAL ABORTION	0 0	5 0	1 0	0 0	6 0	0 0	1 0	0 0	0 0	1 0	7 0	
MISC. ASSAULT/BATTER	7 0	27 0	17 0	0 0	51 0	0 0	6 0	1 0	0 0	7 0	58 0	
AGGRAVATED ASSAULT	460 3	3187 5	1883 7	19 11	5549 5	120 4	786 4	324 5	1 4	1231 4	6780 5	
CRMNL ATTEMPT AGG AS	1 0	25 0	16 0	0 0	42 0	1 0	5 0	2 0	0 0	8 0	50 0	
AGGRAVATED BATTERY	46 0	366 1	189 1	2 1	603 1	2 0	39 0	21 0	0 0	62 0	665 1	
TERRORIST THREATS &	122 1	674 1	372 1	1 1	1169 1	20 1	79 0	37 1	0 0	136 0	1305 1	
FALSE IMPRISONMENT	7 0	150 0	58 0	0 0	215 0	0 0	9 0	0 0	0 0	9 0	224 0	
FAL IMPR UDR CLR LEG	1 0	2 0	0 0	0 0	3 0	0 0	1 0	0 0	0 0	1 0	4 0	
MALICIOUS CONF SANE	0 0	0 0	0 0	0 0	0 0	0 0	3 0	0 0	0 0	3 0	3 0	
KIDNAPPING	4 0	88 0	32 0	0 0	124 0	0 0	4 0	3 0	0 0	7 0	131 0	
INTERFERENCE WITH CU	10 0	24 0	6 0	0 0	40 0	2 0	6 0	3 0	0 0	11 0	51 0	

(continued)

Probationer Statistical Profile

Sample: Active & admin probationers, not in facilities
Act probationers 09/20/2000

Requestor: Statistics

MOST SERIOUS OFFENSE by current age & sex (CONTINUED)

MOST SERIOUS OFFENSE	Men						Women						Grand Total	%								
	age 00-21	age 22-39	age 40-98	age UNKWN	Men Total	Men %	age 00-21	age 22-39	age 40-98	age UNKWN	Women Total	Women %										
AGG ASSLT ON POLICE	16	0	113	0	84	0	1	1	214	0	0	0	16	0	10	0	0	0	26	0	240	0
AGG BTRY PEACE OFFI	2	0	11	0	0	0	0	0	13	0	0	0	4	0	0	0	0	0	4	0	17	0
SIMPLE BATTERY MISD	4	0	25	0	11	0	0	0	40	0	1	0	8	0	3	0	0	0	12	0	52	0
RECK COND-HIV INFCTD	1	0	4	0	1	0	0	0	6	0	0	0	4	0	0	0	0	0	4	0	10	0
STALKING	1	0	22	0	16	0	0	0	39	0	0	0	0	0	2	0	0	0	2	0	41	0
AGGRAVATED STALKING	12	0	290	0	194	1	3	2	499	0	3	0	15	0	11	0	0	0	29	0	528	0
CRIMINAL ATTEMPT KID	0	0	0	0	5	0	0	0	5	0	0	0	0	0	0	0	0	0	0	0	5	0
MISC. ARSON	2	0	10	0	2	0	0	0	14	0	0	0	1	0	3	0	0	0	4	0	18	0
FIRST DEGREE ARSON	26	0	215	0	144	1	0	0	385	0	6	0	68	0	46	1	0	0	120	0	505	0
SECOND DEGREE ARSON	12	0	58	0	22	0	0	0	92	0	2	0	17	0	2	0	0	0	21	0	113	0
THIRD DEGREE ARSON	5	0	12	0	4	0	0	0	21	0	0	0	4	0	3	0	0	0	7	0	28	0
CRIMINAL POSS EXPLOS	1	0	11	0	3	0	0	0	15	0	1	0	2	0	0	0	0	0	3	0	18	0
CRIMINAL POSS INCEND	0	0	3	0	0	0	0	0	3	0	0	0	0	0	0	0	0	0	0	0	3	0
MISC. CRIMINAL DAMAG	8	0	12	0	5	0	0	0	25	0	1	0	2	0	1	0	0	0	4	0	29	0
CRIM. DAMAGE 1ST DEG	50	0	160	0	51	0	2	1	263	0	13	0	35	0	5	0	0	0	53	0	316	0
CRIM. DAMAGE 2ND DEG	174	1	428	1	141	1	1	1	744	1	27	1	105	1	33	0	0	0	165	1	909	1
DAMAGE,DESTROY SECR	5	0	12	0	11	0	0	0	28	0	3	0	2	0	1	0	0	0	6	0	34	0
VANDALISM TO CHURCH	6	0	5	0	0	0	0	0	11	0	1	0	1	0	1	0	0	0	3	0	14	0
ALTER I.D.	27	0	44	0	7	0	0	0	78	0	0	0	2	0	3	0	0	0	5	0	83	0
BURGLARY	1662	12	5354	9	1318	5	5	3	8339	8	127	4	529	3	118	2	0	0	774	3	9113	7
POSS BURGLAR TOOLS	67	0	109	0	28	0	0	0	204	0	3	0	11	0	2	0	0	0	16	0	220	0
CRMNL ATMPT COMMIT B	39	0	96	0	17	0	0	0	152	0	1	0	7	0	2	0	0	0	10	0	162	0
MISC. FORGERY	3	0	14	0	6	0	0	0	23	0	1	0	11	0	5	0	0	0	17	0	40	0
FORGERY 1ST DEGREE	374	3	3038	5	1230	4	4	2	4646	5	307	11	2680	15	889	13	4	17	3880	14	8526	7
FORGERY 2ND DEGREE	18	0	147	0	51	0	1	1	217	0	15	1	63	0	23	0	0	0	101	0	318	0
BAD CHECKS	12	0	220	0	203	1	2	1	437	0	15	1	185	1	106	1	0	0	306	1	743	1
ILLEGAL USE-CREDIT C	3	0	14	0	3	0	0	0	20	0	2	0	12	0	1	0	0	0	15	0	35	0
THEFT CREDIT CARD	28	0	98	0	17	0	0	0	143	0	27	1	86	0	16	0	0	0	129	0	272	0
FORGERY CREDIT CARD	11	0	27	0	7	0	0	0	45	0	13	0	39	0	7	0	0	0	59	0	104	0
FRAUDULENT CREDIT CA	93	1	301	0	54	0	0	0	448	0	78	3	342	2	63	1	0	0	483	2	931	1
CRMNL POSS CREDIT CA	0	0	4	0	0	0	0	0	4	0	0	0	1	0	1	0	0	0	2	0	6	0
RCV GDS,SRVS FRAUD	2	0	18	0	12	0	0	0	32	0	1	0	23	0	16	0	0	0	40	0	72	0
TELECOMMUNICATIONS F	1	0	22	0	8	0	0	0	31	0	1	0	12	0	2	0	0	0	15	0	46	0
CRMNL ATMPT COMMIT F	1	0	6	0	1	0	0	0	8	0	1	0	3	0	1	0	0	0	5	0	13	0
FAILR PAY NATRL PRD/	0	0	1	0	4	0	0	0	5	0	0	0	0	0	0	0	0	0	0	0	5	0

(continued)

Probationer Statistical Profile

Sample: Active & admin probationers, not in facilities
Act probationers 09/20/2000

Requestor: Statistics

MOST SERIOUS OFFENSE by current age & sex (CONTINUED)

MOST SERIOUS OFFENSE	Men					Women					Grand Total	%
	age 00-21	age 22-39	age 40-98	age UNKWN	Men Total	age 00-21	age 22-39	age 40-98	age UNKWN	Women Total		
FRADLNT ACCSSNG COMP	1	20	2	0	23	2	22	1	0	25	48	
MISC. FRAUD	9	69	43	0	121	3	67	27	0	97	218	
THEFT BY TAKING	786	3422	1378	5	5594	249	1628	649	9	2528	8122	
THEFT BY DECEPTION	11	205	150	1	367	14	139	53	1	206	573	
THEFT BY EXTORTION	2	19	4	0	25	0	10	3	0	13	38	
THEFT OF LOST PROPER	5	14	5	0	24	0	4	0	0	4	28	
THEFT BY REC STOLEN	823	2065	548	2	3440	59	259	69	1	387	3827	
THEFT OF SERVICES	2	35	21	0	58	1	19	8	0	28	86	
THEFT BY CONVERSION	8	262	215	1	486	10	130	68	1	208	694	
THEFT OF TRADE SECRE	0	1	4	0	5	1	0	0	0	1	6	
CONVSN PAYMNTS REAL	0	9	11	0	20	0	0	0	0	0	20	
THEFT OF MOTOR VEH,	187	478	152	1	820	20	58	15	0	93	913	
THEFT OF LEASED PERS	0	3	1	0	4	2	3	0	0	5	9	
THEFT BRING PROP IN	21	55	15	0	91	0	10	2	0	12	103	
THEFT RECV PROP OUT	4	17	2	0	23	1	3	1	0	5	28	
LIVESTOCK THEFT	2	10	4	0	16	0	4	0	0	4	20	
THEFT BY SHOPLIFTING	204	885	424	2	1514	354	1391	427	6	2172	3686	
ENTERING VEHICLE	550	728	94	0	1372	19	44	7	0	70	1442	
STEAL ALTER PUBLIC D	1	0	0	0	1	0	1	0	0	1	2	
ROBBERY	336	1090	251	1	1678	33	104	29	0	166	1844	
ARMED ROBBERY	33	467	153	1	653	4	38	9	0	51	704	
HIJACKING MOTOR VEHI	1	4	0	0	5	0	0	0	0	0	5	
CRIMINAL ATTEMPT ROB	26	64	14	0	104	2	4	1	0	7	111	
CRMNL ATMPT ARMED RO	6	42	7	0	55	0	2	1	0	3	58	
MISC. SEXUAL	2	22	24	0	48	0	1	0	0	1	49	
RAPE	12	150	85	0	247	0	0	0	0	0	247	
SODOMY	8	42	62	2	114	0	1	1	0	2	116	
AGGRAVATED SODOMY	6	48	74	0	128	0	0	2	0	2	130	
BESTIALITY	1	0	1	0	2	0	0	0	0	0	2	
SEDUCTION	0	1	1	0	2	0	1	0	0	1	3	
INCEST	3	22	86	0	111	0	4	5	0	9	120	
BIGAMY	0	1	3	0	4	0	0	1	0	1	5	
MARRY A BIGAMIST	0	0	0	0	0	0	1	0	0	1	1	
AGGRAVATED SEXUAL BA	5	24	27	0	56	0	1	1	0	2	58	
PANDERING BY COMPULS	0	2	2	0	4	0	0	0	0	0	4	

(continued)

Probationer Statistical Profile

Sample: Active & admin probationers, not in facilities
Act probationers 09/20/2000

Requestor: Statistics

MOST SERIOUS OFFENSE by current age & sex (CONTINUED)

MOST SERIOUS OFFENSE	Men						Women						Grand Total	%									
	age 00-21	age 22-39	age 40-98	age UNKWN	Men Total	Men %	age 00-21	age 22-39	age 40-98	age UNKWN	Women Total	Women %											
STATUTORY RAPE	237	2	550	1	47	0	0	0	0	834	1	2	0	18	0	2	0	0	0	22	0	856	1
CHILD MOLESTATION	121	1	894	1	1310	5	7	4	2332	2	7	0	45	0	23	0	0	0	75	0	2407	2	
ENTICING CHILD-INDEC	14	0	81	0	70	0	1	1	166	0	0	0	10	0	1	0	0	0	11	0	177	0	
AGGRAV. CHILD MOLEST	17	0	114	0	146	1	0	0	277	0	1	0	7	0	1	0	0	0	9	0	286	0	
NECROPHILIA	0	0	1	0	0	0	0	0	1	0	0	0	0	0	0	0	0	0	0	0	1	0	
SEXL/ASLT/AGN/PERS/	1	0	22	0	9	0	0	0	32	0	0	0	2	0	1	0	0	0	3	0	35	0	
SEXUAL ASLT BY THERA	0	0	1	0	3	0	0	0	4	0	0	0	0	0	0	0	0	0	0	0	4	0	
SOLICIT SODOMY FROM	0	0	4	0	4	0	0	0	8	0	0	0	1	0	0	0	0	0	1	0	9	0	
CRIMINAL ATTPPT RAPE	2	0	30	0	13	0	0	0	45	0	0	0	0	0	0	0	0	0	0	0	45	0	
CRIMINAL ATTPPT SODOM	0	0	0	0	2	0	0	0	2	0	0	0	0	0	0	0	0	0	0	0	2	0	
CRIMINAL ATTPPT AGG S	0	0	1	0	1	0	0	0	2	0	0	0	0	0	0	0	0	0	0	0	2	0	
MISC. OBSCENITY	1	0	5	0	2	0	0	0	8	0	0	0	0	0	0	0	0	0	0	0	8	0	
DISTRIBUTING OBSCENE	0	0	1	0	1	0	0	0	2	0	0	0	0	0	0	0	0	0	0	0	2	0	
DISTR MAT DEPICT NUD	0	0	0	0	1	0	0	0	1	0	0	0	0	0	0	0	0	0	0	0	1	0	
MISC. PUBLIC ORDER	1	0	5	0	0	0	0	0	6	0	0	0	1	0	1	0	0	0	1	0	7	0	
TREASON	0	0	0	0	0	0	0	0	0	0	0	0	1	0	0	0	0	0	1	0	1	0	
INCITING TO INSURREC	0	0	1	0	0	0	0	0	1	0	0	0	0	0	0	0	0	0	0	0	1	0	
FALSE SWEARNG WRITTN	6	0	22	0	6	0	0	0	34	0	2	0	13	0	2	0	0	0	17	0	51	0	
ABUSE OF GOVT OFFICE	1	0	1	0	1	0	0	0	3	0	0	0	0	0	0	0	0	0	0	0	3	0	
BRIBERY GOVT OFFICER	0	0	8	0	10	0	0	0	18	0	0	0	5	0	3	0	0	0	8	0	26	0	
VIOLATE OATH PUBLIC	0	0	4	0	2	0	0	0	6	0	0	0	1	0	0	0	0	0	1	0	7	0	
INFLUENCE LEGISLATIV	0	0	0	0	0	0	0	0	0	0	0	0	1	0	0	0	0	0	1	0	1	0	
GOVT OFFCL SELL TO G	0	0	0	0	2	0	0	0	2	0	0	0	0	0	0	0	0	0	0	0	2	0	
DEFRAUDING STATE	0	0	27	0	35	0	0	0	62	0	3	0	222	1	143	2	0	0	368	1	430	0	
CONSPIRE RESTRAIN FR	0	0	1	0	0	0	0	0	1	0	0	0	1	0	0	0	0	0	1	0	2	0	
FALSE CERTIFICATES	0	0	6	0	2	0	0	0	8	0	0	0	4	0	0	0	0	0	4	0	12	0	
INFLUENCING WITNESS	2	0	11	0	7	0	0	0	20	0	0	0	2	0	4	0	0	0	6	0	26	0	
OBSTR OF LAW ENF OFF	161	1	1079	2	374	1	3	2	1617	2	34	1	207	1	86	1	1	4	328	1	1945	1	
MISC JUDICIAL PROCEE	0	0	0	0	3	0	0	0	3	0	2	0	0	0	0	0	0	0	2	0	5	0	
PERJURY	2	0	11	0	11	0	0	0	24	0	3	0	11	0	2	0	0	0	16	0	40	0	
FALSE SWEARING	1	0	14	0	6	0	0	0	21	0	0	0	13	0	4	0	0	0	17	0	38	0	
SUBORDINATION OF PER	0	0	1	0	1	0	0	0	2	0	0	0	1	0	0	0	0	0	1	0	3	0	
IMPERSONATION	0	0	10	0	2	0	0	0	12	0	1	0	5	0	2	0	0	0	8	0	20	0	
IMPERSONATING OFFIC	3	0	44	0	11	0	1	1	59	0	0	0	1	0	0	0	0	0	1	0	60	0	
BARRATRY	0	0	5	0	1	0	0	0	6	0	0	0	0	0	0	0	0	0	0	0	6	0	

(continued)

Probationer Statistical Profile

Sample: Active & admin probationers, not in facilities
Act probationers 09/20/2000

Requestor: Statistics

MOST SERIOUS OFFENSE by current age & sex (CONTINUED)

MOST SERIOUS OFFENSE	Men					Women					Grand Total	%
	age 00-21	age 22-39	age 40-98	age UNKWN	Men Total	age 00-21	age 22-39	age 40-98	age UNKWN	Women Total		
EMBRACERY	0	0	1	0	1	0	2	0	0	2	3	
FALSE STATEMENTS GOV	11	72	46	0	129	10	54	17	0	81	210	
UNAUTH REPRESENTN PEAC	0	1	0	0	1	0	0	0	0	0	1	
IMPRSNTNG ANTHR RBAL	0	2	1	0	3	1	1	1	0	3	6	
ESCAPE	16	145	47	0	208	1	23	6	0	30	238	
AIDING ESCAPE	0	5	1	0	6	3	12	4	0	19	25	
HINDERING APPREH OR	19	75	23	0	117	10	38	18	0	66	183	
COMPOUNDING A CRIME	1	1	0	0	2	0	1	0	0	1	3	
BAIL JUMPING	1	21	9	0	31	0	4	0	0	4	35	
CRIMINAL ATTEMPT ESC	0	2	1	0	3	1	0	0	0	1	4	
FALSE PUBLIC ALARM	13	12	4	0	29	3	4	1	0	8	37	
CRIM INTER WITH GOVT	50	197	60	1	308	9	22	8	0	39	347	
MISC. GAMBLING/RELAT	0	0	1	0	1	0	0	0	0	0	1	
COMMERICAL GAMBLING	0	1	8	0	9	0	1	2	0	3	12	
COMMUNICATING GAMBL	0	3	2	0	5	0	1	0	0	1	6	
BRIBERY OF CONTESTAN	1	3	1	0	5	0	1	0	0	1	6	
GAMBLING ACT ON BUSI	0	0	2	0	2	0	0	1	0	1	3	
DOGFIGHTING	1	9	1	0	11	0	0	0	0	0	11	
LOTTERY VIOLATION	1	3	1	0	5	4	4	3	0	11	16	
BOARDING BUS W/CONCL	1	5	0	0	6	1	0	0	0	1	7	
CRUELTY TO CHILDREN	19	477	274	2	772	18	393	100	0	511	1283	
SEX EXPLOITATION CHI	3	16	21	0	40	1	1	0	0	2	42	
ABANDONMENT OF CHILD	0	33	35	0	68	0	2	0	0	2	70	
CNTRBTNG DELINQENCY	2	5	2	0	9	1	2	0	0	3	12	
MISC WEAPON/EXPLOSIV	9	20	8	0	37	0	1	0	0	1	38	
CARRY CONCEALED WEAP	19	95	28	0	142	1	6	0	0	7	149	
CARRY PISTL WITHOUT	3	6	1	0	10	0	0	1	0	1	11	
ALTER PISTL LICENSE	0	4	0	0	4	0	0	0	0	0	4	
POSS OF FIREARM DUR	17	91	49	1	158	1	10	3	0	14	172	
POSS OF CERTAIN WEAP	29	91	52	0	172	2	5	1	0	8	180	
POSS FIREARM CONVCT	13	580	473	2	1068	1	21	22	0	44	1112	
CARRYING WEAPON AT S	103	51	3	0	157	11	4	0	0	15	172	
GUARD LINE WITH WEAP	2	2	0	0	4	1	1	1	0	3	7	
POSS WEAPON BY PRISO	2	6	0	0	8	0	0	0	0	0	8	
MISUSE FIREARM HUNTI	0	1	1	0	2	0	0	0	0	0	2	

(continued)

Probationer Statistical Profile

Sample: Active & admin probationers, not in facilities
Act probationers 09/20/2000

Requestor: Statistics

MOST SERIOUS OFFENSE by current age & sex (CONTINUED)

MOST SERIOUS OFFENSE	Men					Women					Grand Total	%
	age 00-21	age 22-39	age 40-98	age UNKWN	Men Total	age 00-21	age 22-39	age 40-98	age UNKWN	Women Total		
MARIJUANA 10001 LBS	1 0	1 0	2 0	0 0	4 0	0 0	1 0	0 0	0 0	1 0	5 0	
TRFFKNG METHAQUALONE	0 0	3 0	5 0	0 0	8 0	0 0	1 0	1 0	0 0	2 0	10 0	
TRFFKNG MTHAQUALONE>	0 0	3 0	2 0	0 0	5 0	0 0	1 0	0 0	0 0	1 0	6 0	
AMPHETAMINE 28-199 G	2 0	14 0	4 0	0 0	20 0	0 0	2 0	1 0	0 0	3 0	23 0	
AMPHETAMINE 200-399	0 0	2 0	2 0	0 0	4 0	0 0	1 0	1 0	0 0	2 0	6 0	
AMPHETAMINE 400+ GRA	0 0	0 0	0 0	0 0	0 0	0 0	1 0	0 0	0 0	1 0	1 0	
TRANSACTIONS DRUG OB	0 0	1 0	0 0	0 0	1 0	0 0	1 0	0 0	0 0	1 0	2 0	
TRANSACTIONS CNTRFT	0 0	4 0	0 0	0 0	4 0	0 0	0 0	1 0	0 0	1 0	5 0	
USE COMM FACLT Y VIO	0 0	7 0	3 0	0 0	10 0	1 0	2 0	2 0	0 0	5 0	15 0	
ATT/CONSPRCY COMMT C	0 0	26 0	14 0	0 0	40 0	2 0	13 0	8 0	0 0	23 0	63 0	
UNATHZD DIST CONTRLL	0 0	4 0	3 0	0 0	7 0	0 0	2 0	2 0	0 0	4 0	11 0	
ILLGL DIST CONTRLLD	0 0	8 0	5 0	0 0	13 0	0 0	2 0	1 0	0 0	3 0	16 0	
VIOL MOTOR VEHICLE L	16 0	126 0	101 0	1 1	244 0	0 0	24 0	14 0	0 0	38 0	282 0	
ALTER CAR TITLE	0 0	3 0	5 0	0 0	8 0	0 0	0 0	0 0	0 0	0 0	8 0	
DRVNG HABTL VIOLATOR	3 0	1883 3	1887 7	7 4	3780 4	0 0	157 1	140 2	0 0	297 1	4077 3	
HABIT TRAF VOIL/IMPA	0 0	206 0	203 1	3 2	412 0	0 0	18 0	31 0	0 0	49 0	461 0	
HABIT TRAF VIOL/OTHE	0 0	218 0	177 1	2 1	397 0	0 0	15 0	17 0	0 0	32 0	429 0	
SELL UNSTAMPED CIG/C	0 0	0 0	1 0	0 0	1 0	0 0	0 0	0 0	0 0	0 0	1 0	
COUNTERFEIT STAMPS	0 0	0 0	1 0	0 0	1 0	0 0	1 0	0 0	0 0	1 0	2 0	
DSTL ALCOHOL BEVERAG	0 0	0 0	2 0	0 0	2 0	0 0	0 0	1 0	0 0	1 0	3 0	
POSS UNAUTHORIZED ST	0 0	0 0	1 0	0 0	1 0	0 0	1 0	0 0	0 0	1 0	2 0	
POSS CONTRABAND ARTI	2 0	3 0	2 0	0 0	7 0	0 0	2 0	1 0	0 0	3 0	10 0	
TRNSPRT CONTRABAND A	0 0	0 0	0 0	0 0	0 0	0 0	1 0	0 0	0 0	1 0	1 0	
MISC. MRALS/PBLIC H/	0 0	3 0	1 0	0 0	4 0	0 0	0 0	1 0	0 0	1 0	5 0	
VIOLATN GAME AND FIS	0 0	2 0	0 0	0 0	2 0	0 0	0 0	0 0	0 0	0 0	2 0	
MISC CORRECTIONL INS	1 0	13 0	2 0	0 0	16 0	0 0	6 0	2 0	0 0	8 0	24 0	
VIOLATION OTHR STATE	34 0	173 0	88 0	0 0	295 0	5 0	64 0	30 0	0 0	99 0	394 0	
CONSPIRACY	18 0	32 0	12 0	1 1	63 0	5 0	29 0	8 0	0 0	42 0	105 0	
CRIMINAL ATTEMPT	53 0	220 0	125 0	0 0	398 0	7 0	75 0	33 0	0 0	115 0	513 0	
AIRCRAFT HIJACKING	0 0	2 0	0 0	0 0	2 0	0 0	0 0	0 0	0 0	0 0	2 0	
UNAUTH DIST RECRD DE	0 0	3 0	4 0	0 0	7 0	0 0	0 0	0 0	0 0	0 0	7 0	
NONPYMT AGR NVL STOR	0 0	0 0	1 0	0 0	1 0	0 0	0 0	0 0	0 0	0 0	1 0	
CRIMINAL SOLICITATIO	1 0	24 0	21 0	0 0	46 0	2 0	12 0	7 0	0 0	21 0	67 0	
PARTY TO A CRIME	3 0	8 0	1 0	0 0	12 0	1 0	8 0	2 0	0 0	11 0	23 0	
CRIMINAL TRESPASSING	12 0	18 0	6 0	0 0	36 0	2 0	1 0	2 0	0 0	5 0	41 0	

(continued)

Probationer Statistical Profile

Sample: Active & admin probationers, not in facilities
Act probationers 09/20/2000

Requestor: Statistics

MOST SERIOUS OFFENSE by current age & sex (CONTINUED)

MOST SERIOUS OFFENSE	M e n					W o m e n					Grand Total %
	age 00-21 %	age 22-39 %	age 40-98 %	age UNKWN %	Men Total %	age 00-21 %	age 22-39 %	age 40-98 %	age UNKWN %	Women Total %	
GANG PARTICIPATION	86 1	760 1	385 1	1 1	1232 1	18 1	178 1	80 1	0 0	276 1	1508 1
Total reported	13746	62925	28733	183	105587	2949	18120	7317	25	28411	133998
Percent Reported	100.6	101.2	101.3	100.5	101.2	100.6	101.0	101.1	100.0	101.0	101.1
NOT REPORTED	168	1394	690	3	2255	40	352	127	1	520	2775
Total	13661	62171	28353	182	104367	2932	17944	7237	25	28138	132505

Probationer Statistical Profile

Sample: Active & admin probationers, not in facilities
Act probationers 09/20/2000

Requestor: Statistics

MOST SERIOUS CRIME TYPE by current age & sex

CRIME TYPE	Men					Women					Grand Total	%
	age 00-21	age 22-39	age 40-98	age UNKWN	Men Total	age 00-21	age 22-39	age 40-98	age UNKWN	Women Total		
VIOL/PERSN	1545	9246	4619	37	15447	339	1988	752	1	3080	18527	14
NVIOL/PERS	171	277	182	1	631	23	39	7	0	69	700	1
PROPERTY	5936	19934	6929	36	32835	1773	9160	3144	7	14084	46919	35
DRUG SALES	666	4008	1579	7	6260	49	674	375	5	1103	7363	6
DRUG POSSN	3144	16695	7167	46	27052	392	4149	2021	9	6571	33623	25
ALCOHOL	80	43	33	0	156	10	9	7	0	26	182	0
HABIT/DUI	548	5215	3766	29	9558	103	753	473	1	1330	10888	8
SEX OFFEND	473	2070	2034	10	4587	13	103	39	0	155	4742	4
OTHER	1098	4683	2044	16	7841	230	1069	419	2	1720	9561	7
Total reported	13661	62171	28353	182	104367	2932	17944	7237	25	28138	132505	
Percent Reported	100.0	100.0	100.0	100.0	100.0	100.0	100.0	100.0	100.0	100.0	100.0	100.0
NOT REPORTED	0	0	0	0	0	0	0	0	0	0	0	0
Total	13661	62171	28353	182	104367	2932	17944	7237	25	28138	132505	