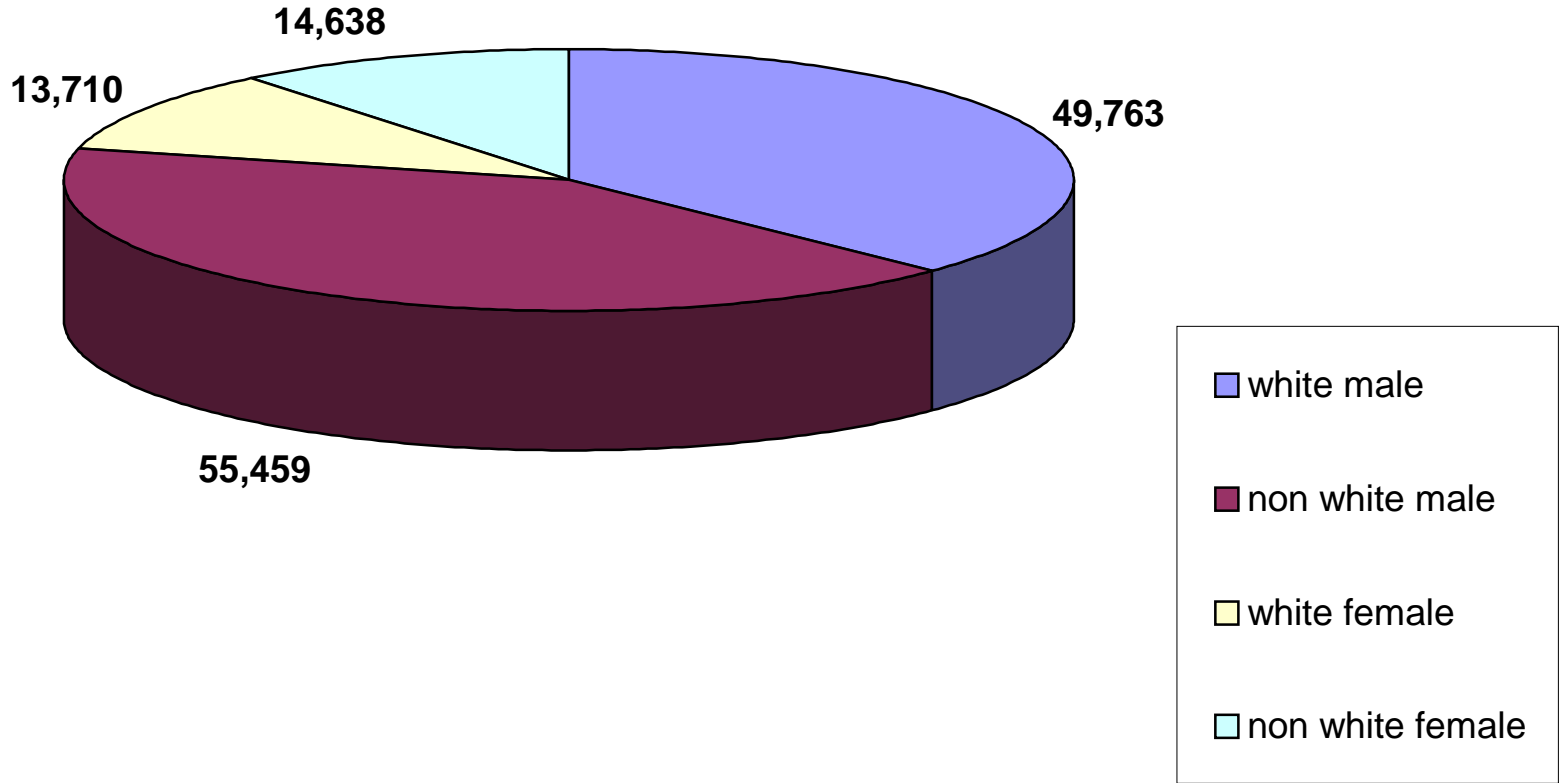
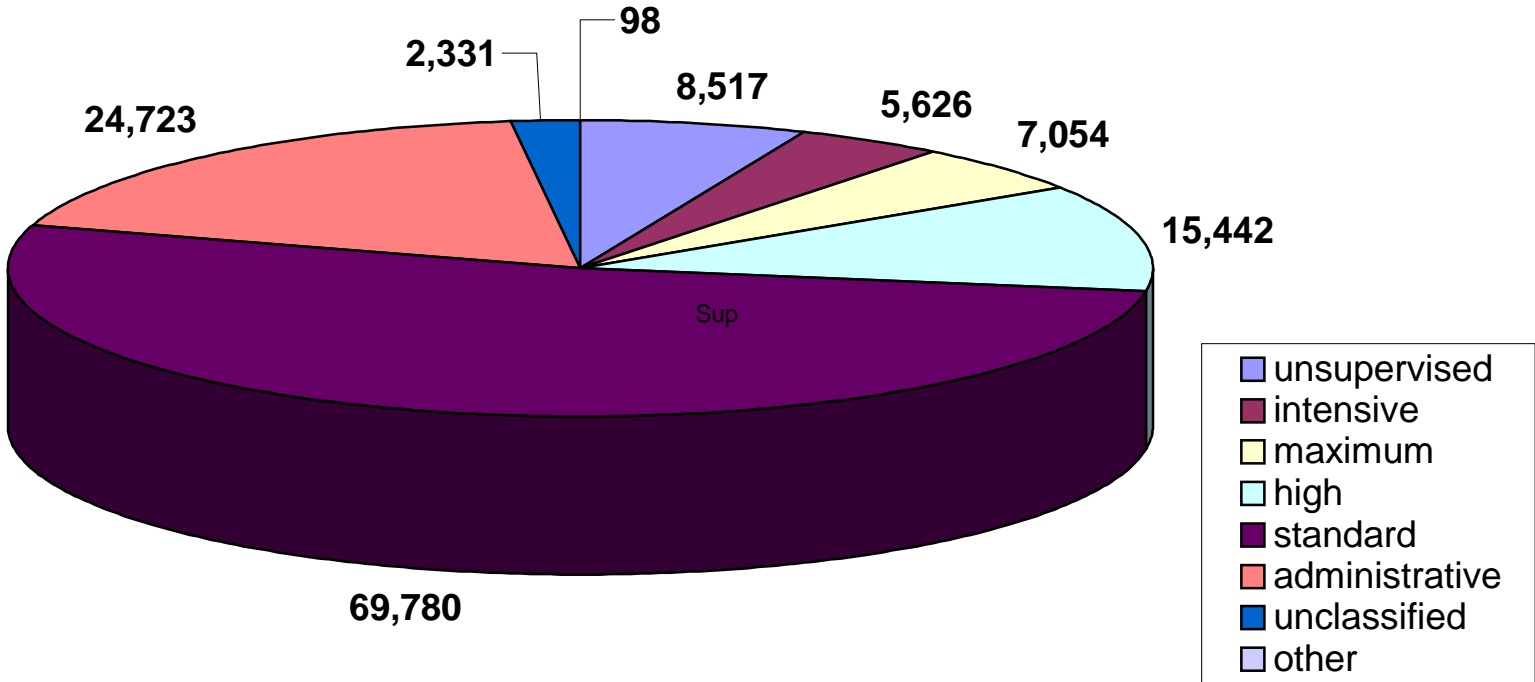


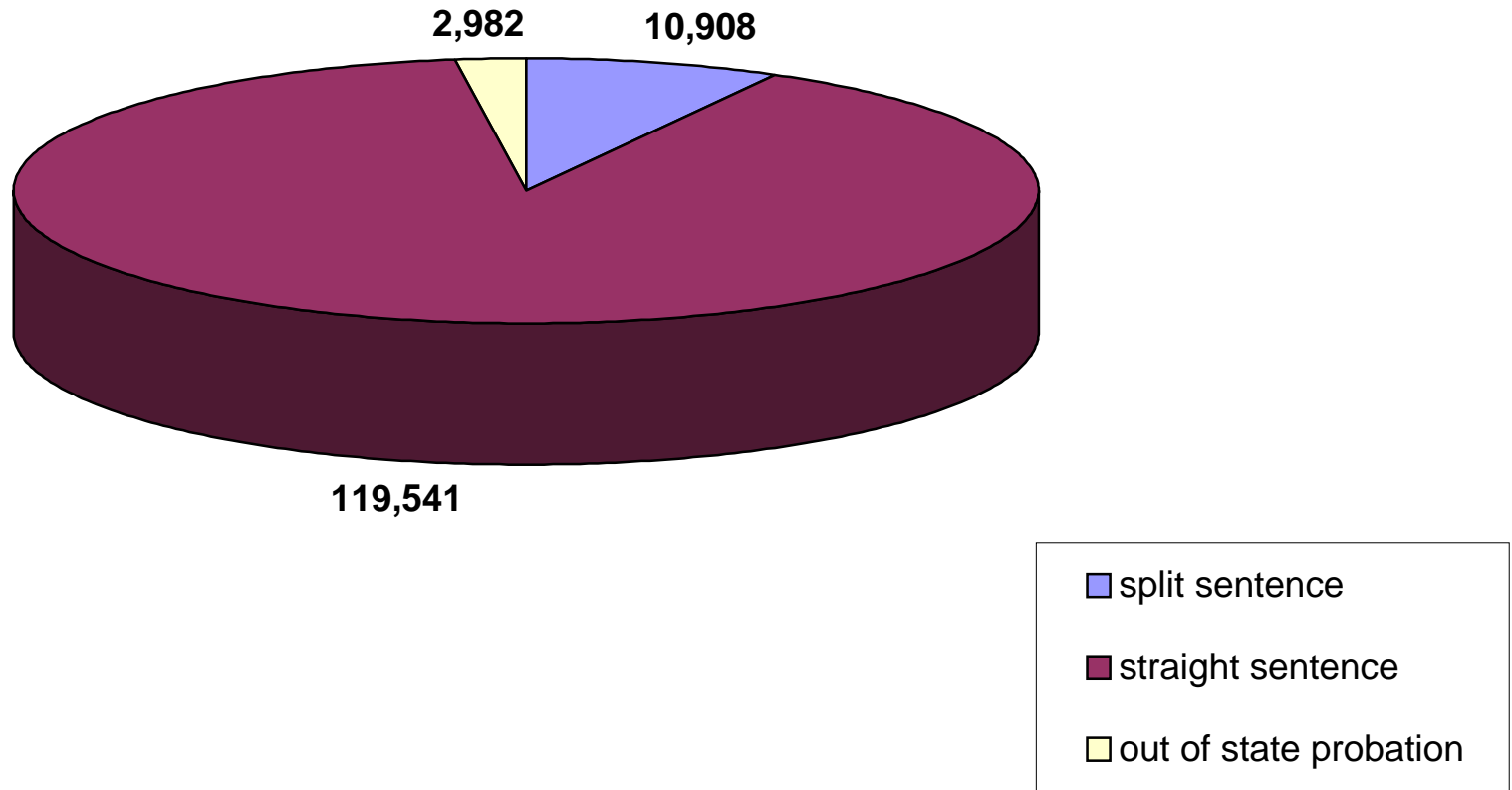
# Active Probationers By Race & Gender



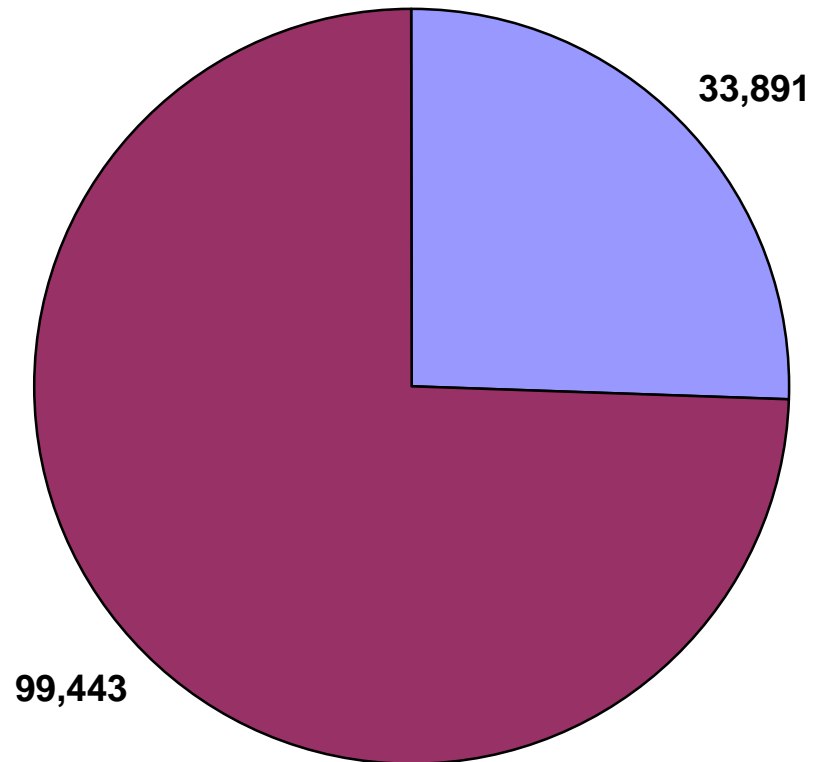
# Active Probationers By Current Supervision Type



# Active Probationers By Case Type

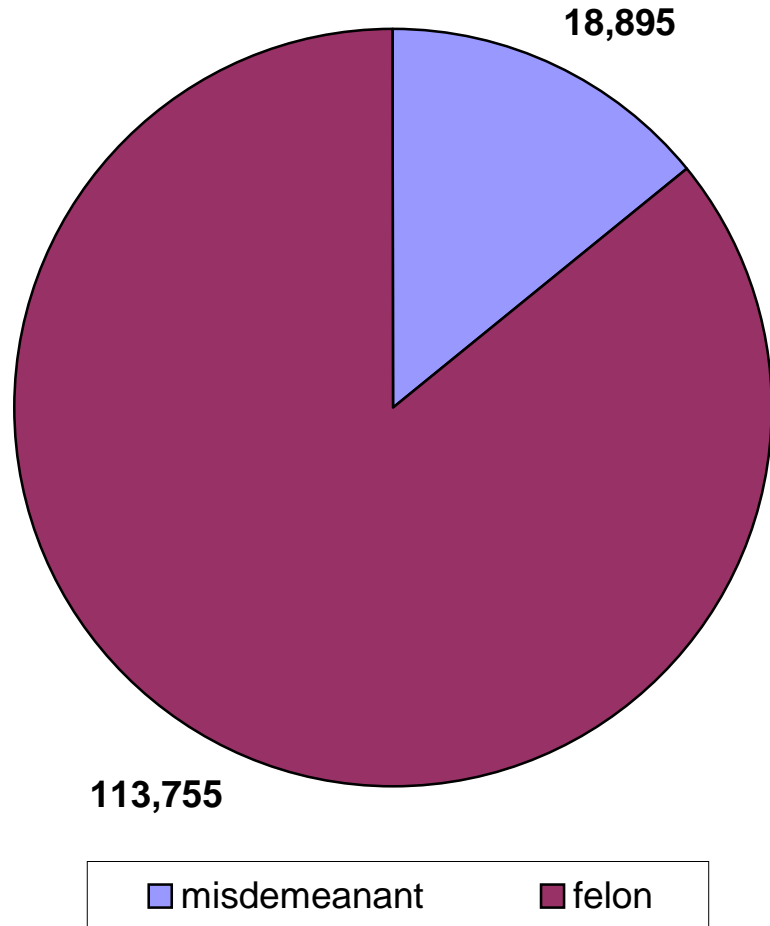


## Active Probationers By First Offender Status

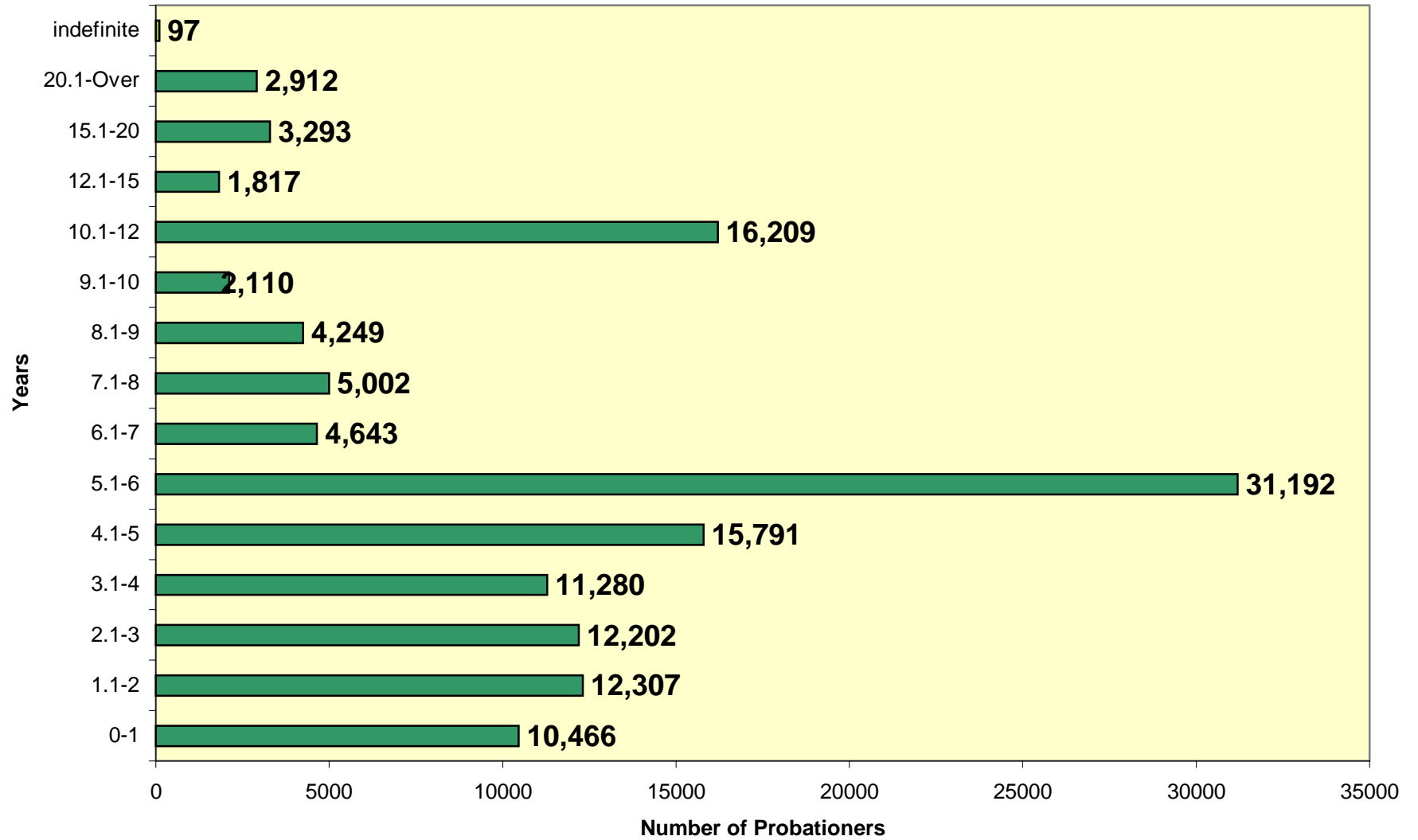


■ first offender ■ no first offender

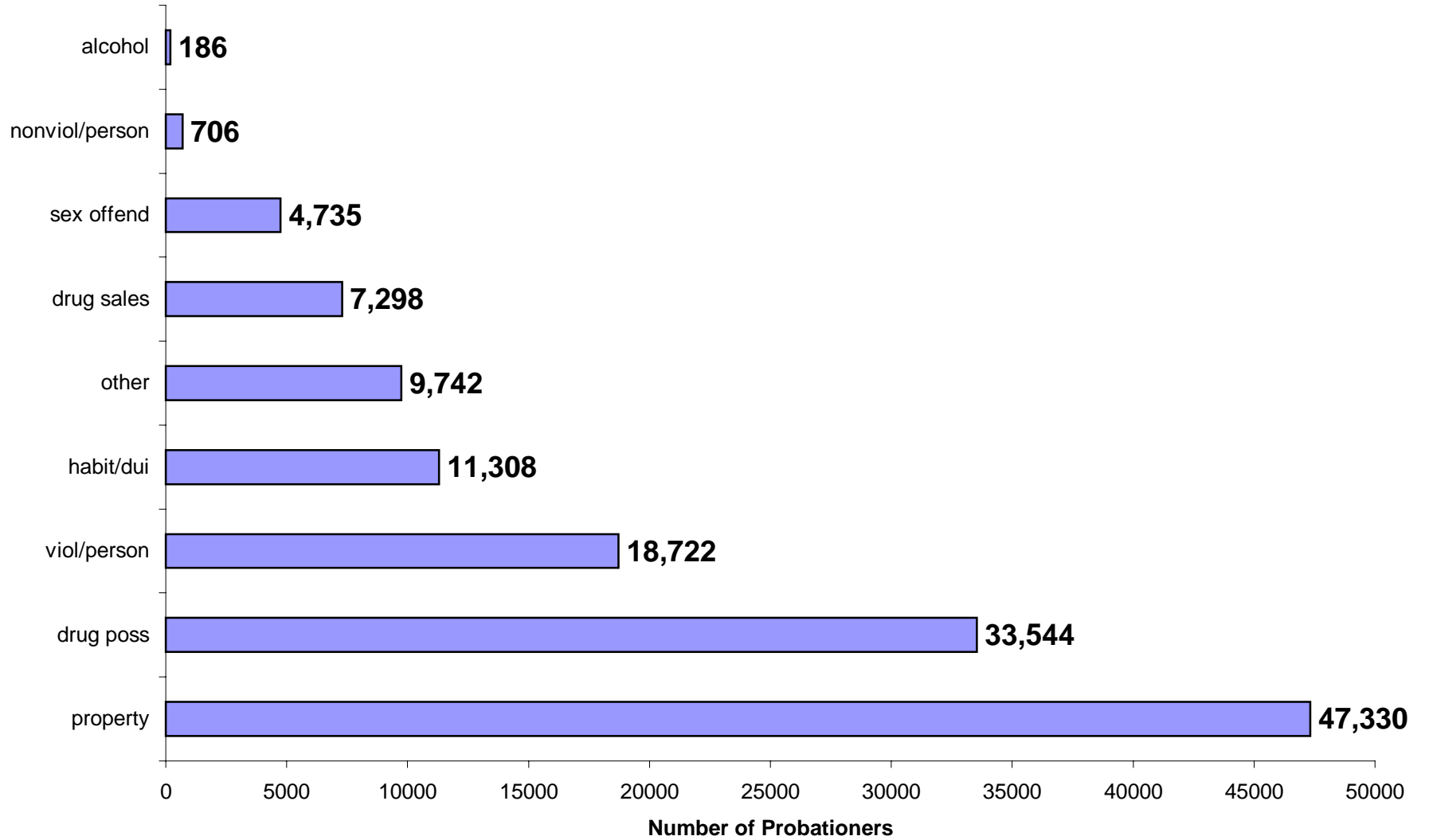
## Active Probationer By Sentence Type



## Active Probationers By Sentence Length



## Active Probationers by Crime Type



Probationer Statistical Profile

Table of contents for Active & admin probationers, not in facilities

Title	Page
-----	----
RACE AND SEX	2
CURRENT SUPERVISION TYPE	3
ORIGINAL SUPERVISION TYPE	4
TOTAL RISK SCORE	5
TOTAL NEED SCORE	6
COUNTY OF CONVICTION	7
CIRCUIT OF CONVICTION	12
CIRCUIT OF CURRENT SUPERVISION	14
SENTENCE LENGTH	16
TIME SERVED	17
TIME LEFT TO SERVE	18
CASE TYPE	19
RELEASE TYPE	20
FIRST OFFENDER STATUS	21
TYPE PROBATIONER	22
MOST SERIOUS CRIME BY GROUP	23
MOST SERIOUS OFFENSE	24
MOST SERIOUS CRIME TYPE	35



Probationer Statistical Profile

Sample: Active & admin probationers, not in facilities Requestor: Statistics  
 Act probationers 08/21/2000

RACE AND SEX by current age & sex

RACE AND SEX	M e n					W o m e n					Grand Total %
	age 00-21 %	age 22-39 %	age 40-98 %	age UNKWN %	Men Total %	age 00-21 %	age 22-39 %	age 40-98 %	age UNKWN %	Women Total %	
WHITE MALE	6420 46	28970 46	14243 50	130 68	49763 47	0 0	0 0	0 0	0 0	0 0	49763 37
NON WHITE MALE	7448 54	33865 54	14084 50	62 32	55459 53	0 0	0 0	0 0	0 0	0 0	55459 42
WHITE FEMALE	0 0	0 0	0 0	0 0	0 0	1409 47	8505 47	3779 52	17 65	13710 48	13710 10
NON WHITE FEMALE	0 0	0 0	0 0	0 0	0 0	1578 53	9591 53	3460 48	9 35	14638 52	14638 11
Total reported	13868	62835	28327	192	105222	2987	18096	7239	26	28348	133570
Percent Reported	100.0	100.0	100.0	100.0	100.0	100.0	100.0	100.0	100.0	100.0	100.0
NOT REPORTED	0	0	1	0	1	0	0	0	0	0	1
Total	13868	62835	28328	192	105223	2987	18096	7239	26	28348	133571
AVERAGE W-AGE	19.77	29.87	47.51	***	33.30	19.81	30.49	46.17	***	33.37	33.31

\*\*\* Average age excludes missing dates of birth

Probationer Statistical Profile

Sample: Active & admin probationers, not in facilities  
Act probationers 08/21/2000

Requestor: Statistics

CURRENT SUPERVISION TYPE by current age & sex

SUPERVISION TYPE	Men				Women				Grand Total	%	
	age 00-21	age 22-39	age 40-98	age UNKWN	Men Total	age 00-21	age 22-39	age 40-98			age UNKWN
UNSUPERVISED	312	4191	2302	7	6812	75	1068	561	1	1705	8517
WARRANT	1	3	0	0	4	0	0	0	0	0	4
BC AFTERCARE	0	0	0	0	0	0	0	0	0	0	0
HOME CONFINEMENT	1	1	1	0	3	0	1	1	0	2	5
INTENSIVE	970	2756	857	11	4594	102	720	208	2	1032	5626
MAXIMUM	705	3729	1742	13	6189	72	576	217	0	865	7054
HIGH	1662	7941	3523	19	13145	203	1535	558	1	2297	15442
MEDIUM	0	0	0	0	0	0	0	0	0	0	0
STANDARD	8442	30511	13175	114	52242	2234	11079	4205	20	17538	69780
ADMINISTRATIVE	1594	12491	6128	27	20240	275	2832	1374	2	4483	24723
FINANCIAL	1	20	67	0	88	0	1	0	0	1	89
OBSOLETE CODES	0	0	0	0	0	0	0	0	0	0	0
UNCLASSIFIED	180	1192	533	1	1906	26	284	115	0	425	2331
Total reported	13868	62835	28328	192	105223	2987	18096	7239	26	28348	133571
Percent Reported	100.0	100.0	100.0	100.0	100.0	100.0	100.0	100.0	100.0	100.0	100.0
NOT REPORTED	0	0	0	0	0	0	0	0	0	0	0
Total	13868	62835	28328	192	105223	2987	18096	7239	26	28348	133571

\* NOTE: IN MARCH, 1994 COMMUNITY CORRECTIONS REDEFINED THEIR TYPES. MEDIMUM AND MINIMUM WERE COLLAPSED INTO STANDARD AND MAXIMUM WAS COMBINED WITH HIGH

Probationer Statistical Profile

Sample: Active & admin probationers, not in facilities  
Act probationers 08/21/2000

Requestor: Statistics

ORIGINAL SUPERVISION TYPE by current age & sex

SUPERVISION TYPE	Men					Women					Grand Total	%								
	age 00-21	age 22-39	age 40-98	age UNKWN	Men Total	age 00-21	age 22-39	age 40-98	age UNKWN	Women Total										
UNSUPERVISED	0	0	3	0	8	0	0	0	0	11	0	0	0	0	0	11	0			
WARRANT	0	0	2	0	2	0	0	0	0	4	0	0	0	0	0	4	0			
BC AFTERCARE	0	0	71	0	1	0	0	0	0	72	0	0	0	0	0	72	0			
HOME CONFINEMENT	2	0	23	0	7	0	0	0	0	32	0	3	0	2	0	37	0			
INTENSIVE	1283	9	5076	8	2031	7	25	13	8	8415	8	134	4	1298	7	552	8			
MAXIMUM	648	5	4402	7	2525	9	19	10	7	7594	7	78	3	680	4	313	4			
HIGH	1711	12	10072	16	4782	17	23	12	16	16588	16	229	8	2090	12	907	13			
MEDIUM	2	0	705	1	489	2	0	0	1	1196	1	0	0	188	1	169	2			
STANDARD	9057	65	31979	51	13616	48	107	56	52	54759	52	2381	80	11814	65	4331	60			
ADMINISTRATIVE	753	5	5483	9	2565	9	11	6	8	8812	8	124	4	1007	6	498	7			
FINANCIAL	1	0	25	0	73	0	0	0	0	99	0	0	0	1	0	1	0			
OBSOLETE CODES	0	0	0	0	0	0	0	0	0	0	0	0	0	0	0	0	0			
UNCLASSIFIED	411	3	4994	8	2229	8	7	4	7	7641	7	41	1	1015	6	466	6			
Total reported	13868		62835		28328		192		105223		2987		18096		7239		26	28348	133571	
Percent Reported	100.0		100.0		100.0		100.0		100.0		100.0		100.0		100.0		100.0		100.0	
NOT REPORTED	0		0		0		0		0		0		0		0		0		0	
Total	13868		62835		28328		192		105223		2987		18096		7239		26		28348	133571

\* NOTE: IN MARCH, 1994 COMMUNITY CORRECTIONS REDEFINED THEIR TYPES. MEDIUM AND MINIMUM WERE COLLAPSED INTO STANDARD AND MAXIMUM WAS COMBINED WITH HIGH

Probationer Statistical Profile

Sample: Active & admin probationers, not in facilities  
Act probationers 08/21/2000

Requestor: Statistics

TOTAL RISK SCORE by current age & sex

SCORE	M e n					W o m e n					Grand Total %
	age 00-21 %	age 22-39 %	age 40-98 %	age UNKWN %	Men Total %	age 00-21 %	age 22-39 %	age 40-98 %	age UNKWN %	Women Total %	
< 00 (ADMIN.)	0 0	0 0	0 0	0 0	0 0	0 0	1 0	0 0	0 0	1 0	1 0
00-07 (MINIMUM)	0 0	264 0	277 1	0 0	541 1	1 0	111 1	141 2	0 0	253 1	794 1
08-14 (MEDIUM)	1 0	736 1	441 2	0 0	1178 1	0 0	197 1	147 2	0 0	344 1	1522 1
15-24 (HIGH)	3 0	981 2	799 3	0 0	1783 2	0 0	207 1	152 2	0 0	359 1	2142 2
25 & OVER (MAXIMUM)	2 0	808 1	628 2	0 0	1438 1	2 0	88 1	65 1	0 0	155 1	1593 1
NO SCORE, DIRECT ASG	13647100	54139 95	23455 92	191100	91432 95	2953100	16055 96	6054 92	26100	25088 96	116520 95
Total reported	13653	56928	25600	191	96372	2956	16659	6559	26	26200	122572
Percent Reported	98.4	90.6	90.4	99.5	91.6	99.0	92.1	90.6	100.0	92.4	91.8
NOT REPORTED	215	5907	2728	1	8851	31	1437	680	0	2148	10999
Total	13868	62835	28328	192	105223	2987	18096	7239	26	28348	133571

\* NOTE: IN MARCH, 1990 THE CATEGORIES "DIRECT ASSIGNMENT TO SUPERVISION LEVEL" AND "NEGATIVE SCORES, ADMINISTRATIVE LEVEL" WERE ADDED TO RISK & NEED

Probationer Statistical Profile

Sample: Active & admin probationers, not in facilities  
Act probationers 08/21/2000

Requestor: Statistics

TOTAL NEED SCORE by current age & sex

SCORE	M e n					W o m e n					Grand Total %
	age 00-21 %	age 22-39 %	age 40-98 %	age UNKWN %	Men Total %	age 00-21 %	age 22-39 %	age 40-98 %	age UNKWN %	Women Total %	
< 00 (ADMIN.)	0 0	5 0	8 0	0 0	13 0	0 0	6 0	5 0	0 0	11 0	24 0
00-07 (MINIMUM)	1 0	545 1	414 2	0 0	960 1	1 0	145 1	124 2	0 0	270 1	1230 1
08-14 (MEDIUM)	1 0	1086 2	798 3	0 0	1885 2	1 0	214 1	175 3	0 0	390 1	2275 2
15-24 (HIGH)	3 0	981 2	766 3	0 0	1750 2	1 0	195 1	166 3	0 0	362 1	2112 2
25 & OVER (MAXIMUM)	1 0	172 0	159 1	0 0	332 0	0 0	44 0	35 1	0 0	79 0	411 0
NO SCORE, DIRECT ASG	13647100	54139 95	23455 92	191100	91432 95	2953100	16055 96	6054 92	26100	25088 96	116520 95
Total reported	13653	56928	25600	191	96372	2956	16659	6559	26	26200	122572
Percent Reported	98.4	90.6	90.4	99.5	91.6	99.0	92.1	90.6	100.0	92.4	91.8
NOT REPORTED	215	5907	2728	1	8851	31	1437	680	0	2148	10999
Total	13868	62835	28328	192	105223	2987	18096	7239	26	28348	133571

\* NOTE: IN MARCH, 1990 THE CATEGORIES "DIRECT ASSIGNMENT TO SUPERVISION LEVEL" AND "NEGATIVE SCORES, ADMINISTRATIVE LEVEL" WERE ADDED TO RISK & NEED

Probationer Statistical Profile

Sample: Active & admin probationers, not in facilities  
Act probationers 08/21/2000

Requestor: Statistics

COUNTY OF CONVICTION by current age & sex

COUNTY	Men								Women								Grand Total	%				
	age 00-21	%	age 22-39	%	age 40-98	%	UNKWN	%	Total	%	age 00-21	%	age 22-39	%	age 40-98	%			UNKWN	%	Total	%
APPLING COUNTY	43	0	130	0	74	0	0	0	247	0	4	0	31	0	16	0	0	0	51	0	298	0
ATKINSON COUNTY	15	0	101	0	73	0	1	1	190	0	3	0	22	0	11	0	0	0	36	0	226	0
BACON COUNTY	9	0	40	0	18	0	0	0	67	0	0	0	10	0	6	0	0	0	16	0	83	0
BAKER COUNTY	5	0	42	0	21	0	1	1	69	0	1	0	3	0	1	0	0	0	5	0	74	0
BALDWIN COUNTY	127	1	616	1	208	1	0	0	951	1	32	1	170	1	56	1	0	0	258	1	1209	1
BANKS COUNTY	35	0	156	0	84	0	1	1	276	0	11	0	35	0	16	0	0	0	62	0	338	0
BARROW COUNTY	81	1	433	1	202	1	1	1	717	1	19	1	118	1	47	1	0	0	184	1	901	1
BARTOW COUNTY	155	1	940	1	447	2	2	1	1544	1	41	1	275	2	107	1	0	0	423	1	1967	1
BEN HILL COUNTY	32	0	160	0	65	0	1	1	258	0	7	0	43	0	17	0	0	0	67	0	325	0
BERRIEN COUNTY	21	0	149	0	80	0	1	1	251	0	5	0	37	0	17	0	0	0	59	0	310	0
BIBB COUNTY	260	2	1534	2	728	3	4	2	2526	2	79	3	547	3	227	3	0	0	853	3	3379	3
BLECKLEY COUNTY	44	0	143	0	46	0	0	0	233	0	5	0	33	0	13	0	0	0	51	0	284	0
BRANTLEY COUNTY	8	0	51	0	40	0	0	0	99	0	3	0	9	0	7	0	0	0	19	0	118	0
BROOKS COUNTY	48	0	216	0	89	0	2	1	355	0	7	0	44	0	14	0	0	0	65	0	420	0
BRYAN COUNTY	25	0	92	0	39	0	1	1	157	0	3	0	18	0	17	0	1	4	39	0	196	0
BULLOCH COUNTY	244	2	577	1	207	1	2	1	1030	1	61	2	191	1	53	1	0	0	305	1	1335	1
BURKE COUNTY	32	0	129	0	54	0	0	0	215	0	4	0	29	0	9	0	0	0	42	0	257	0
BUTTS COUNTY	42	0	154	0	77	0	0	0	273	0	3	0	30	0	13	0	0	0	46	0	319	0
CALHOUN COUNTY	5	0	77	0	40	0	0	0	122	0	2	0	22	0	10	0	0	0	34	0	156	0
CAMDEN COUNTY	44	0	201	0	80	0	2	1	327	0	4	0	41	0	22	0	0	0	67	0	394	0
CANDLER COUNTY	19	0	81	0	38	0	1	1	139	0	5	0	28	0	8	0	0	0	41	0	180	0
CARROLL COUNTY	104	1	370	1	195	1	3	2	672	1	21	1	144	1	51	1	0	0	216	1	888	1
CATOOSA COUNTY	74	1	313	0	120	0	0	0	507	0	21	1	119	1	46	1	0	0	186	1	693	1
CHARLTON COUNTY	11	0	53	0	27	0	0	0	91	0	0	0	9	0	2	0	0	0	11	0	102	0
CHATHAM COUNTY	363	3	1324	2	655	2	6	3	2348	2	83	3	637	4	244	3	1	4	965	3	3313	2
CHATTAHOOCHEE COUNTY	5	0	12	0	7	0	0	0	24	0	1	0	3	0	4	0	0	0	8	0	32	0
CHATTOOGA COUNTY	41	0	195	0	100	0	1	1	337	0	9	0	54	0	29	0	0	0	92	0	429	0
CHEROKEE COUNTY	214	2	712	1	318	1	5	3	1249	1	37	1	200	1	98	1	1	4	336	1	1585	1
CLARKE COUNTY	262	2	791	1	284	1	4	2	1341	1	57	2	216	1	72	1	0	0	345	1	1686	1
CLAY COUNTY	14	0	41	0	15	0	0	0	70	0	1	0	9	0	5	0	0	0	15	0	85	0
CLAYTON COUNTY	266	2	824	1	378	1	1	1	1469	1	84	3	412	2	116	2	0	0	612	2	2081	2
CLINCH COUNTY	12	0	117	0	71	0	0	0	200	0	2	0	23	0	12	0	0	0	37	0	237	0
COBB COUNTY	1026	7	5360	9	2326	8	18	9	8730	8	280	9	1572	9	649	9	2	8	2503	9	11233	8
COFFEE COUNTY	39	0	226	0	107	0	1	1	373	0	10	0	82	0	27	0	0	0	119	0	492	0
COLQUITT COUNTY	135	1	564	1	218	1	3	2	920	1	19	1	102	1	59	1	1	4	181	1	1101	1

(continued)

Probationer Statistical Profile

Sample: Active & admin probationers, not in facilities  
Act probationers 08/21/2000

Requestor: Statistics

COUNTY OF CONVICTION by current age & sex (CONTINUED)

COUNTY	Men							Women							Grand Total	%						
	age 00-21	%	age 22-39	%	age 40-98	%	UNKWN	Men Total	%	age 00-21	%	age 22-39	%	age 40-98			%	UNKWN	Women Total	%		
COLUMBIA COUNTY	134	1	416	1	156	1	0	0	706	1	25	1	102	1	52	1	0	0	179	1	885	1
COOK COUNTY	30	0	294	0	133	0	0	0	457	0	4	0	67	0	30	0	0	0	101	0	558	0
COWETA COUNTY	115	1	475	1	209	1	4	2	803	1	36	1	182	1	50	1	1	4	269	1	1072	1
CRAWFORD COUNTY	18	0	60	0	18	0	0	0	96	0	2	0	10	0	6	0	0	0	18	0	114	0
CRISP COUNTY	61	0	241	0	130	0	1	1	433	0	14	0	76	0	33	0	0	0	123	0	556	0
DADE COUNTY	16	0	97	0	51	0	0	0	164	0	1	0	41	0	10	0	0	0	52	0	216	0
DAWSON COUNTY	13	0	58	0	45	0	0	0	116	0	1	0	17	0	7	0	0	0	25	0	141	0
DECATUR COUNTY	55	0	313	0	160	1	1	1	529	1	8	0	88	0	37	1	0	0	133	0	662	0
DEKALB COUNTY	831	6	2782	4	1205	4	5	3	4823	5	174	6	849	5	294	4	1	4	1318	5	6141	5
DODGE COUNTY	51	0	186	0	99	0	1	1	337	0	14	0	68	0	24	0	0	0	106	0	443	0
DOOLY COUNTY	28	0	98	0	43	0	0	0	169	0	3	0	27	0	9	0	0	0	39	0	208	0
DOUGHERTY COUNTY	298	2	1995	3	871	3	2	1	3166	3	71	2	601	3	220	3	1	4	893	3	4059	3
DOUGLAS COUNTY	312	2	1544	2	768	3	2	1	2626	2	57	2	452	2	218	3	1	4	728	3	3354	3
EARLY COUNTY	45	0	152	0	68	0	2	1	267	0	6	0	44	0	23	0	0	0	73	0	340	0
ECHOLS COUNTY.	5	0	21	0	15	0	0	0	41	0	0	0	1	0	0	0	0	0	1	0	42	0
EFFINGHAM COUNTY	81	1	284	0	126	0	1	1	492	0	21	1	94	1	29	0	0	0	144	1	636	0
ELBERT COUNTY	21	0	250	0	111	0	0	0	382	0	5	0	59	0	22	0	0	0	86	0	468	0
EMANUEL COUNTY	28	0	112	0	39	0	0	0	179	0	5	0	30	0	15	0	1	4	51	0	230	0
EVANS COUNTY	13	0	48	0	20	0	0	0	81	0	3	0	14	0	3	0	0	0	20	0	101	0
FANNIN COUNTY	38	0	200	0	124	0	1	1	363	0	11	0	84	0	31	0	0	0	126	0	489	0
FAYETTE COUNTY	118	1	336	1	116	0	1	1	571	1	25	1	136	1	51	1	0	0	212	1	783	1
FLOYD COUNTY	118	1	784	1	422	1	1	1	1325	1	38	1	240	1	109	2	0	0	387	1	1712	1
FORSYTH COUNTY	73	1	348	1	175	1	2	1	598	1	15	1	108	1	53	1	1	4	177	1	775	1
FRANKLIN COUNTY	23	0	215	0	105	0	1	1	344	0	4	0	53	0	16	0	0	0	73	0	417	0
FULTON COUNTY	1049	8	5212	8	2424	9	4	2	8689	8	106	4	1096	6	514	7	2	8	1718	6	10407	8
GILMER COUNTY	65	0	289	0	161	1	1	1	516	0	14	0	98	1	57	1	0	0	169	1	685	1
GLASCOCK COUNTY	1	0	11	0	2	0	0	0	14	0	0	0	2	0	0	0	0	0	2	0	16	0
GLYNN COUNTY	200	1	781	1	375	1	2	1	1358	1	60	2	234	1	88	1	0	0	382	1	1740	1
GORDON COUNTY	72	1	570	1	267	1	1	1	910	1	23	1	196	1	64	1	0	0	283	1	1193	1
GRADY COUNTY	32	0	197	0	101	0	0	0	330	0	1	0	49	0	13	0	0	0	63	0	393	0
GREENE COUNTY	40	0	152	0	80	0	0	0	272	0	4	0	30	0	12	0	0	0	46	0	318	0
WINNETT COUNTY	1065	8	4391	7	1659	6	13	7	7128	7	327	11	1212	7	455	6	3	12	1997	7	9125	7
HABERSHAM COUNTY	30	0	109	0	73	0	0	0	212	0	7	0	32	0	13	0	0	0	52	0	264	0
HALL COUNTY	117	1	590	1	321	1	4	2	1032	1	45	2	227	1	83	1	0	0	355	1	1387	1
HANCOCK COUNTY	21	0	63	0	27	0	0	0	111	0	2	0	9	0	5	0	0	0	16	0	127	0

(continued)

Probationer Statistical Profile

Sample: Active & admin probationers, not in facilities  
Act probationers 08/21/2000

Requestor: Statistics

COUNTY OF CONVICTION by current age & sex (CONTINUED)

COUNTY	M e n							W o m e n							Grand Total %							
	age 00-21	%	age 22-39	%	age 40-98	%	UNKWN	Men Total %	age 00-21	%	age 22-39	%	age 40-98	%		UNKWN	Women Total %					
HARALSON COUNTY	44	0	205	0	147	1	2	1	398	0	7	0	48	0	22	0	0	0	77	0	475	0
HARRIS COUNTY	28	0	111	0	52	0	0	0	191	0	6	0	14	0	15	0	0	0	35	0	226	0
HART COUNTY	27	0	182	0	81	0	2	1	292	0	3	0	47	0	21	0	0	0	71	0	363	0
HEARD COUNTY	19	0	47	0	37	0	0	0	103	0	2	0	21	0	8	0	0	0	31	0	134	0
HENRY COUNTY	165	1	613	1	227	1	3	2	1008	1	31	1	168	1	65	1	0	0	264	1	1272	1
HOUSTON COUNTY	156	1	604	1	222	1	1	1	983	1	28	1	195	1	62	1	0	0	285	1	1268	1
IRWIN COUNTY	22	0	72	0	35	0	1	1	130	0	2	0	8	0	2	0	0	0	12	0	142	0
JACKSON COUNTY	56	0	252	0	151	1	0	0	459	0	7	0	97	1	36	0	1	4	141	0	600	0
JASPER COUNTY	18	0	60	0	38	0	0	0	116	0	1	0	12	0	5	0	0	0	18	0	134	0
JEFF DAVIS COUNTY	22	0	120	0	54	0	3	2	199	0	1	0	27	0	10	0	0	0	38	0	237	0
JEFFERSON COUNTY	65	0	215	0	118	0	2	1	400	0	6	0	49	0	13	0	0	0	68	0	468	0
JENKINS COUNTY	19	0	60	0	27	0	0	0	106	0	2	0	8	0	7	0	0	0	17	0	123	0
JOHNSON COUNTY	35	0	96	0	31	0	0	0	162	0	0	0	15	0	8	0	0	0	23	0	185	0
JONES COUNTY	61	0	252	0	103	0	2	1	418	0	5	0	47	0	23	0	0	0	75	0	493	0
LAMAR COUNTY	20	0	186	0	60	0	1	1	267	0	5	0	30	0	11	0	0	0	46	0	313	0
LANIER COUNTY	12	0	120	0	47	0	0	0	179	0	4	0	25	0	13	0	0	0	42	0	221	0
LAURENS COUNTY	63	0	356	1	172	1	2	1	593	1	5	0	73	0	25	0	1	4	104	0	697	1
LEE COUNTY	44	0	245	0	127	0	0	0	416	0	10	0	39	0	16	0	0	0	65	0	481	0
LIBERTY COUNTY	50	0	178	0	45	0	3	2	276	0	10	0	79	0	26	0	0	0	115	0	391	0
LINCOLN COUNTY	14	0	49	0	31	0	0	0	94	0	0	0	11	0	6	0	0	0	17	0	111	0
LONG COUNTY	8	0	36	0	21	0	1	1	66	0	1	0	8	0	6	0	0	0	15	0	81	0
LOWNDES COUNTY	242	2	919	1	343	1	2	1	1506	1	45	2	258	1	86	1	0	0	389	1	1895	1
LUMPKIN COUNTY	21	0	129	0	60	0	1	1	211	0	1	0	44	0	24	0	0	0	69	0	280	0
MACON COUNTY	32	0	193	0	125	0	0	0	350	0	4	0	49	0	18	0	0	0	71	0	421	0
MADISON COUNTY	39	0	219	0	111	0	4	2	373	0	4	0	59	0	15	0	0	0	78	0	451	0
MARION COUNTY	16	0	46	0	27	0	0	0	89	0	2	0	2	0	5	0	0	0	9	0	98	0
MCDUFFIE COUNTY	16	0	159	0	85	0	0	0	260	0	6	0	43	0	11	0	0	0	60	0	320	0
MCINTOSH COUNTY	18	0	75	0	49	0	0	0	142	0	1	0	21	0	11	0	0	0	33	0	175	0
MERIWETHER COUNTY	85	1	189	0	118	0	1	1	393	0	11	0	47	0	28	0	1	4	87	0	480	0
MILLER COUNTY	19	0	64	0	35	0	0	0	118	0	5	0	24	0	7	0	0	0	36	0	154	0
MITCHELL COUNTY	70	1	384	1	172	1	0	0	626	1	17	1	91	1	32	0	0	0	140	0	766	1
MONROE COUNTY	37	0	193	0	72	0	1	1	303	0	8	0	47	0	20	0	0	0	75	0	378	0
MONTGOMERY COUNTY	16	0	73	0	27	0	0	0	116	0	4	0	15	0	8	0	0	0	27	0	143	0
MORGAN COUNTY	27	0	196	0	69	0	1	1	293	0	6	0	19	0	11	0	0	0	36	0	329	0
MURRAY COUNTY	32	0	194	0	67	0	0	0	293	0	1	0	54	0	10	0	0	0	65	0	358	0

(continued)



Probationer Statistical Profile

Sample: Active & admin probationers, not in facilities  
Act probationers 08/21/2000

Requestor: Statistics

COUNTY OF CONVICTION by current age & sex (CONTINUED)

COUNTY	M e n							W o m e n							Grand Total %							
	age 00-21	%	age 22-39	%	age 40-98	%	UNKWN	Men Total %	age 00-21	%	age 22-39	%	age 40-98	%		UNKWN	Women Total %					
MUSCOGEE COUNTY	286	2	1385	2	634	2	2	1	2307	2	65	2	509	3	197	3	0	0	771	3	3078	2
NEWTON COUNTY	92	1	743	1	377	1	2	1	1214	1	23	1	207	1	78	1	1	4	309	1	1523	1
OCONEE COUNTY	19	0	79	0	36	0	0	0	134	0	4	0	23	0	4	0	0	0	31	0	165	0
OGLETHORPE COUNTY	21	0	111	0	61	0	0	0	193	0	1	0	14	0	12	0	0	0	27	0	220	0
PAULDING COUNTY	126	1	426	1	227	1	5	3	784	1	18	1	92	1	40	1	0	0	150	1	934	1
PEACH COUNTY	18	0	162	0	68	0	0	0	248	0	2	0	32	0	20	0	0	0	54	0	302	0
PICKENS COUNTY	42	0	196	0	106	0	1	1	345	0	6	0	67	0	25	0	0	0	98	0	443	0
PIERCE COUNTY	9	0	61	0	25	0	0	0	95	0	4	0	16	0	5	0	0	0	25	0	120	0
PIKE COUNTY	15	0	47	0	37	0	1	1	100	0	1	0	13	0	5	0	0	0	19	0	119	0
POLK COUNTY	39	0	352	1	181	1	4	2	576	1	4	0	76	0	37	1	0	0	117	0	693	1
PULASKI COUNTY	27	0	72	0	43	0	0	0	142	0	7	0	24	0	10	0	1	4	42	0	184	0
PUTNAM COUNTY	46	0	320	1	147	1	1	1	514	0	9	0	55	0	29	0	0	0	93	0	607	0
QUITMAN COUNTY	5	0	15	0	4	0	0	0	24	0	0	0	1	0	3	0	0	0	4	0	28	0
RABUN COUNTY	32	0	110	0	46	0	1	1	189	0	1	0	14	0	10	0	0	0	25	0	214	0
RANDOLPH COUNTY	17	0	83	0	28	0	0	0	128	0	4	0	23	0	10	0	0	0	37	0	165	0
RICHMOND COUNTY	289	2	1300	2	628	2	1	1	2218	2	92	3	447	2	200	3	0	0	739	3	2957	2
ROCKDALE COUNTY	99	1	384	1	141	0	1	1	625	1	23	1	114	1	58	1	0	0	195	1	820	1
SCHLEY COUNTY	17	0	73	0	29	0	0	0	119	0	0	0	17	0	6	0	0	0	23	0	142	0
SCREVEN COUNTY	60	0	202	0	111	0	1	1	374	0	7	0	75	0	33	0	0	0	115	0	489	0
SEMINOLE COUNTY	29	0	106	0	60	0	1	1	196	0	6	0	29	0	11	0	0	0	46	0	242	0
SPALDING COUNTY	197	1	580	1	272	1	5	3	1054	1	66	2	210	1	81	1	0	0	357	1	1411	1
STEPHENS COUNTY	31	0	140	0	74	0	1	1	246	0	5	0	41	0	13	0	0	0	59	0	305	0
STEWART COUNTY	17	0	93	0	60	0	0	0	170	0	3	0	13	0	11	0	0	0	27	0	197	0
SUMTER COUNTY	179	1	729	1	367	1	1	1	1276	1	29	1	215	1	92	1	0	0	336	1	1612	1
TALBOT COUNTY	10	0	30	0	12	0	0	0	52	0	0	0	3	0	3	0	0	0	6	0	58	0
TALIAFERRO COUNTY	1	0	8	0	4	0	0	0	13	0	0	0	1	0	1	0	0	0	2	0	15	0
TATTNALL COUNTY	15	0	103	0	54	0	1	1	173	0	1	0	18	0	10	0	0	0	29	0	202	0
TAYLOR COUNTY	14	0	52	0	24	0	0	0	90	0	2	0	6	0	0	0	0	0	8	0	98	0
TELFAIR COUNTY	37	0	146	0	61	0	0	0	244	0	6	0	33	0	18	0	0	0	57	0	301	0
TERRELL COUNTY	41	0	165	0	53	0	1	1	260	0	9	0	44	0	13	0	0	0	66	0	326	0
THOMAS COUNTY	143	1	616	1	235	1	1	1	995	1	22	1	136	1	49	1	0	0	207	1	1202	1
TIFT COUNTY	83	1	431	1	175	1	1	1	690	1	16	1	112	1	39	1	1	4	168	1	858	1
TOOMBS COUNTY	88	1	279	0	141	0	3	2	511	0	35	1	109	1	51	1	0	0	195	1	706	1
TOWNS COUNTY	11	0	54	0	19	0	0	0	84	0	1	0	13	0	4	0	0	0	18	0	102	0
TREUTLEN COUNTY	13	0	83	0	40	0	2	1	138	0	1	0	11	0	9	0	0	0	21	0	159	0

(continued)

Probationer Statistical Profile

Sample: Active & admin probationers, not in facilities  
Act probationers 08/21/2000

Requestor: Statistics

COUNTY OF CONVICTION by current age & sex (CONTINUED)

COUNTY	Men						Women						Grand Total %
	age 00-21 %	age 22-39 %	age 40-98 %	age UNKWN %	Men Total %	age 00-21 %	age 22-39 %	age 40-98 %	age UNKWN %	Women Total %			
TROUP COUNTY	112 1	448 1	195 1	1 1	756 1	40 1	164 1	73 1	0 0	277 1	1033 1		
TURNER COUNTY	22 0	96 0	39 0	0 0	157 0	3 0	15 0	9 0	0 0	27 0	184 0		
TWIGGS COUNTY	8 0	80 0	34 0	1 1	123 0	1 0	18 0	9 0	0 0	28 0	151 0		
UNION COUNTY	16 0	72 0	36 0	0 0	124 0	4 0	17 0	8 0	0 0	29 0	153 0		
UPSON COUNTY	61 0	162 0	62 0	1 1	286 0	13 0	50 0	26 0	3 12	92 0	378 0		
WALKER COUNTY	62 0	375 1	166 1	1 1	604 1	13 0	106 1	32 0	0 0	151 1	755 1		
WALTON COUNTY	82 1	642 1	301 1	1 1	1026 1	17 1	134 1	55 1	0 0	206 1	1232 1		
WARE COUNTY	50 0	247 0	119 0	0 0	416 0	15 1	85 0	31 0	0 0	131 0	547 0		
WARREN COUNTY	11 0	47 0	20 0	1 1	79 0	0 0	4 0	2 0	0 0	6 0	85 0		
WASHINGTON COUNTY	49 0	207 0	110 0	1 1	367 0	10 0	71 0	35 0	0 0	116 0	483 0		
WAYNE COUNTY	27 0	148 0	79 0	0 0	254 0	2 0	43 0	22 0	0 0	67 0	321 0		
WEBSTER COUNTY	6 0	39 0	23 0	0 0	68 0	0 0	6 0	0 0	0 0	6 0	74 0		
WHEELER COUNTY	5 0	43 0	26 0	0 0	74 0	1 0	9 0	9 0	0 0	19 0	93 0		
WHITE COUNTY	16 0	106 0	66 0	0 0	188 0	3 0	37 0	15 0	0 0	55 0	243 0		
WHITFIELD COUNTY	167 1	768 1	294 1	0 0	1229 1	37 1	250 1	86 1	0 0	373 1	1602 1		
WILCOX COUNTY	13 0	56 0	18 0	2 1	89 0	1 0	7 0	1 0	0 0	9 0	98 0		
WILKES COUNTY	20 0	84 0	46 0	0 0	150 0	2 0	16 0	5 0	0 0	23 0	173 0		
WILKINSON COUNTY	21 0	83 0	33 0	0 0	137 0	1 0	20 0	9 0	0 0	30 0	167 0		
WORTH COUNTY	32 0	205 0	96 0	0 0	333 0	8 0	40 0	23 0	0 0	71 0	404 0		
OUT OF STATE	224 2	1493 2	565 2	1 1	2283 2	36 1	450 2	167 2	0 0	653 2	2936 2		
Total reported	13867	62827	28324	192	105210	2987	18095	7237	26	28345	133555		
Percent Reported	100.0	100.0	100.0	100.0	100.0	100.0	100.0	100.0	100.0	100.0	100.0		
NOT REPORTED	1	8	4	0	13	0	1	2	0	3	16		
Total	13868	62835	28328	192	105223	2987	18096	7239	26	28348	133571		

Probationer Statistical Profile

Sample: Active & admin probationers, not in facilities  
Act probationers 08/21/2000

Requestor: Statistics

CIRCUIT OF CONVICTION by current age & sex

CIRCUIT	Men						Women						Grand Total	%								
	age 00-21	age 22-39	age 40-98	age UNKWN	Men Total	Men %	age 00-21	age 22-39	age 40-98	age UNKWN	Women Total	Women %										
ALAPAHA CIRCUIT	91	1	782	1	404	1	2	1	1279	1	19	1	174	1	83	1	0	0	276	1	1555	1
ALCOVY CIRCUIT	174	1	1390	2	682	2	3	2	2249	2	40	1	343	2	133	2	1	4	517	2	2766	2
ATLANTA CIRCUIT	1049	8	5212	8	2424	9	4	2	8689	8	106	4	1096	6	514	7	2	8	1718	6	10407	8
ATLANTIC CIRCUIT	129	1	532	1	228	1	6	3	895	1	19	1	158	1	73	1	1	4	251	1	1146	1
AUGUSTA CIRCUIT	455	3	1845	3	838	3	1	1	3139	3	121	4	578	3	261	4	0	0	960	3	4099	3
BLUE RIDGE CIRCUIT	214	2	712	1	318	1	5	3	1249	1	37	1	200	1	98	1	1	4	336	1	1585	1
BRUNSWICK CIRCUIT	336	2	1380	2	662	2	7	4	2385	2	71	2	376	2	158	2	0	0	605	2	2990	2
CHATTAHOOCHEE CIRCUIT	359	3	1636	3	756	3	2	1	2753	3	76	3	537	3	224	3	0	0	837	3	3590	3
CHEROKEE CIRCUIT	227	2	1510	2	714	3	3	2	2454	2	64	2	471	3	171	2	0	0	706	3	3160	2
CLAYTON CIRCUIT	266	2	823	1	377	1	1	1	1467	1	84	3	411	2	116	2	0	0	611	2	2078	2
COBB CIRCUIT	1026	7	5360	9	2326	8	18	9	8730	8	280	9	1572	9	649	9	2	8	2503	9	11233	8
CONASAUGA CIRCUIT	199	1	962	2	361	1	0	0	1522	1	38	1	304	2	96	1	0	0	438	2	1960	1
CORDELE CIRCUIT	134	1	555	1	256	1	4	2	949	1	25	1	153	1	60	1	0	0	238	1	1187	1
COWETA CIRCUIT	435	3	1529	2	754	3	9	5	2727	3	110	4	558	3	210	3	2	8	880	3	3607	3
DOUGHERTY CIRCUIT	298	2	1995	3	871	3	2	1	3166	3	71	2	601	3	220	3	1	4	893	3	4059	3
DUBLIN CIRCUIT	119	1	615	1	277	1	5	3	1016	1	7	0	117	1	51	1	1	4	176	1	1192	1
EASTERN CIRCUIT	363	3	1324	2	655	2	6	3	2348	2	83	3	637	4	244	3	1	4	965	3	3313	2
FLINT CIRCUIT	138	1	854	1	335	1	3	2	1330	1	24	1	201	1	89	1	0	0	314	1	1644	1
GRIFFIN CIRCUIT	391	3	1125	2	487	2	8	4	2011	2	105	4	409	2	163	2	3	12	680	2	2691	2
GWINNETT CIRCUIT	1065	8	4391	7	1659	6	13	7	7128	7	327	11	1212	7	455	6	3	12	1997	7	9125	7
HOUSTON CIRCUIT	156	1	604	1	222	1	1	1	983	1	28	1	195	1	62	1	0	0	285	1	1268	1
LOOKOUT MOUNTAIN CIR	193	1	980	2	437	2	2	1	1612	2	44	1	320	2	117	2	0	0	481	2	2093	2
MACON CIRCUIT	296	2	1756	3	814	3	4	2	2870	3	83	3	589	3	253	4	0	0	925	3	3795	3
MIDDLE CIRCUIT	249	2	894	1	446	2	7	4	1596	2	61	2	287	2	122	2	1	4	471	2	2067	2
MOUNTAIN CIRCUIT	93	1	359	1	193	1	2	1	647	1	13	0	87	0	36	0	0	0	136	0	783	1
NORTHEASTERN CIRCUIT	130	1	648	1	366	1	4	2	1148	1	46	2	244	1	90	1	0	0	380	1	1528	1
NORTHERN CIRCUIT	131	1	977	2	469	2	7	4	1584	2	17	1	232	1	86	1	0	0	335	1	1919	1
OCMULGEE CIRCUIT	361	3	1742	3	705	2	4	2	2812	3	60	2	362	2	150	2	0	0	572	2	3384	3
OCONEE CIRCUIT	180	1	663	1	302	1	1	1	1146	1	37	1	182	1	82	1	1	4	302	1	1448	1
OGEECHEE CIRCUIT	404	3	1123	2	471	2	4	2	2002	2	91	3	368	2	122	2	0	0	581	2	2583	2
PATAULA CIRCUIT	170	1	626	1	263	1	4	2	1063	1	31	1	174	1	72	1	0	0	277	1	1340	1
PIEDMONT CIRCUIT	172	1	841	1	437	2	2	1	1452	1	37	1	250	1	99	1	1	4	387	1	1839	1
ROME CIRCUIT	118	1	784	1	422	1	1	1	1325	1	38	1	240	1	109	2	0	0	387	1	1712	1
SOUTH GEORGIA CIRCUIT	167	1	1013	2	494	2	2	1	1676	2	29	1	253	1	93	1	0	0	375	1	2051	2
SOUTHERN CIRCUIT	573	4	2336	4	900	3	8	4	3817	4	93	3	541	3	208	3	1	4	843	3	4660	4

(continued)

Probationer Statistical Profile

Sample: Active & admin probationers, not in facilities  
Act probationers 08/21/2000

Requestor: Statistics

CIRCUIT OF CONVICTION by current age & sex (CONTINUED)

CIRCUIT	M e n							W o m e n							Grand Total %							
	age 00-21	age 22-39	age 40-98	age UNKWN	Men Total	age 00-21	age 22-39	age 40-98	age UNKWN	Women Total												
SOUTHWESTERN CIRCUIT	295	2	1372	2	731	3	1	1	2399	2	46	2	339	2	143	2	0	0	528	2	2927	2
STONE MOUNTAIN CIRCU	831	6	2782	4	1205	4	5	3	4823	5	174	6	849	5	294	4	1	4	1318	5	6141	5
TALLAPOOSA CIRCUIT	209	2	983	2	555	2	11	6	1758	2	29	1	216	1	99	1	0	0	344	1	2102	2
TIFTON CIRCUIT	159	1	804	1	345	1	2	1	1310	1	29	1	175	1	73	1	1	4	278	1	1588	1
TOOMBS CIRCUIT	63	0	358	1	188	1	1	1	610	1	8	0	77	0	25	0	0	0	110	0	720	1
WAYCROSS CIRCUIT	126	1	678	1	336	1	1	1	1141	1	32	1	211	1	78	1	0	0	321	1	1462	1
WESTERN CIRCUIT	281	2	870	1	320	1	4	2	1475	1	61	2	239	1	76	1	0	0	376	1	1851	1
ROCKDALE CIRCUIT	99	1	384	1	141	0	1	1	625	1	23	1	114	1	58	1	0	0	195	1	820	1
DOUGLAS CIRCUIT	312	2	1544	2	768	3	2	1	2626	3	57	2	452	3	218	3	1	4	728	3	3354	3
APPALACHIAN CIRCUIT	145	1	685	1	391	1	3	2	1224	1	31	1	249	1	113	2	0	0	393	1	1617	1
ENOTAH CIRCUIT	64	0	361	1	181	1	1	1	607	1	9	0	111	1	51	1	0	0	171	1	778	1
BELL-FORSYTH CIRCUIT	73	1	348	1	175	1	2	1	598	1	15	1	108	1	53	1	1	4	177	1	775	1
Total reported	13518		61047		27661		189		102415		2929		17572		7050		26		27577		129992	
Percent Reported	97.5		97.2		97.6		98.4		97.3		98.1		97.1		97.4		100.0		97.3		97.3	
TOWALIGA CIRCUIT	126		292		101		2		521		23		74		20		0		117		638	
TOWALIGA CIRCUIT	225		1502		570		1		2298		36		452		169		0		657		2955	
Total	13868		62835		28328		192		105223		2987		18096		7239		26		28348		133571	

Probationer Statistical Profile

Sample: Active & admin probationers, not in facilities  
Act probationers 08/21/2000

Requestor: Statistics

CIRCUIT OF CURRENT SUPERVISION by current age & sex

CIRCUIT	Men							Women							Grand Total	%	
	age 00-21	age %	age 22-39	age %	age 40-98	age %	UNKWN %	Men Total	age 00-21	age %	age 22-39	age %	age 40-98	age %			UNKWN %
ALAPAHA CIRCUIT	105	1	783	1	401	1	2	1291	17	1	171	1	89	1	0	277	1568
ALCOVY CIRCUIT	172	1	1331	2	647	2	3	2153	39	1	326	2	129	2	1	495	2648
ATLANTA CIRCUIT	1168	8	6024	10	2724	10	4	9920	161	5	1429	8	608	8	2	2200	12120
ATLANTIC CIRCUIT	132	1	545	1	235	1	6	918	24	1	191	1	79	1	0	294	1212
AUGUSTA CIRCUIT	472	3	1959	3	886	3	2	3319	123	4	599	3	270	4	0	992	4311
BLUE RIDGE CIRCUIT	172	1	675	1	303	1	5	1155	33	1	197	1	88	1	2	320	1475
BRUNSWICK CIRCUIT	340	2	1411	2	704	2	7	2462	76	3	388	2	168	2	0	632	3094
CHATTAHOOCHEE CIRCUIT	358	3	1682	3	785	3	2	2827	79	3	538	3	226	3	0	843	3670
CHEROKEE CIRCUIT	230	2	1524	2	715	3	4	2473	63	2	486	3	174	2	0	723	3196
CLAYTON CIRCUIT	255	2	896	1	368	1	0	1519	57	2	406	2	125	2	1	589	2108
COBB CIRCUIT	1018	7	5168	8	2196	8	15	8397	255	9	1392	8	600	8	1	2248	10645
CONASAUGA CIRCUIT	220	2	1057	2	399	1	0	1676	39	1	321	2	102	1	0	462	2138
CORDELE CIRCUIT	126	1	511	1	253	1	4	894	20	1	154	1	62	1	0	236	1130
COWETA CIRCUIT	447	3	1592	3	793	3	9	2841	108	4	576	3	222	3	2	908	3749
DOUGHERTY CIRCUIT	316	2	2024	3	882	3	3	3225	70	2	600	3	215	3	1	886	4111
DUBLIN CIRCUIT	118	1	609	1	277	1	5	1009	6	0	126	1	52	1	1	185	1194
EASTERN CIRCUIT	385	3	1418	2	667	2	6	2476	84	3	645	4	240	3	1	970	3446
FLINT CIRCUIT	169	1	614	1	239	1	2	1024	33	1	174	1	64	1	0	271	1295
GRIFFIN CIRCUIT	374	3	1063	2	519	2	9	1965	102	3	365	2	137	2	3	607	2572
GWINNETT CIRCUIT	1094	8	4553	7	1678	6	12	7337	335	11	1264	7	486	7	3	2088	9425
HOUSTON CIRCUIT	148	1	589	1	222	1	1	960	29	1	182	1	62	1	0	273	1233
LOOKOUT MOUNTAIN CIR	191	1	999	2	452	2	2	1644	44	1	331	2	123	2	0	498	2142
MACON CIRCUIT	320	2	1823	3	872	3	5	3020	91	3	610	3	259	4	0	960	3980
MIDDLE CIRCUIT	254	2	935	1	480	2	6	1675	60	2	308	2	123	2	1	492	2167
MOUNTAIN CIRCUIT	94	1	384	1	206	1	2	686	19	1	102	1	50	1	0	171	857
NORTHEASTERN CIRCUIT	155	1	775	1	380	1	6	1316	47	2	288	2	111	2	0	446	1762
NORTHERN CIRCUIT	156	1	998	2	478	2	7	1639	16	1	249	1	87	1	1	353	1992
OCMULGEE CIRCUIT	356	3	1661	3	692	2	2	2711	61	2	357	2	150	2	0	568	3279
OCONEE CIRCUIT	176	1	628	1	285	1	1	1090	31	1	172	1	82	1	1	286	1376
OGEECHEE CIRCUIT	371	3	1073	2	476	2	4	1924	86	3	364	2	126	2	1	577	2501
PATAULA CIRCUIT	159	1	645	1	278	1	3	1085	30	1	177	1	73	1	0	280	1365
PIEDMONT CIRCUIT	153	1	834	1	427	2	1	1415	34	1	236	1	92	1	0	362	1777
ROME CIRCUIT	125	1	799	1	425	2	1	1350	39	1	243	1	112	2	0	394	1744
SOUTH GEORGIA CIRCUIT	180	1	1033	2	493	2	3	1709	33	1	269	1	102	1	0	404	2113
SOUTHERN CIRCUIT	549	4	2350	4	918	3	7	3824	94	3	543	3	202	3	1	840	4664
SOUTHWESTERN CIRCUIT	288	2	1332	2	695	2	1	2316	45	2	326	2	140	2	0	511	2827

(continued)

Probationer Statistical Profile

Sample: Active & admin probationers, not in facilities  
Act probationers 08/21/2000

Requestor: Statistics

CIRCUIT OF CURRENT SUPERVISION by current age & sex (CONTINUED)

CIRCUIT	Men					Women					Grand Total	%
	age 00-21	age 22-39	age 40-98	age UNKWN	Men Total	age 00-21	age 22-39	age 40-98	age UNKWN	Women Total		
STONE MOUNTAIN CIRCUIT	881	3142	1325	6	5354	179	934	324	0	1437	6791	5
TALLAPOOSA CIRCUIT	238	1067	575	12	1892	33	274	117	0	424	2316	2
TIFTON CIRCUIT	169	823	359	2	1353	30	188	79	1	298	1651	1
TOOMBS CIRCUIT	67	346	182	1	596	11	77	31	0	119	715	1
WAYCROSS CIRCUIT	136	724	348	2	1210	35	213	83	0	331	1541	1
WESTERN CIRCUIT	267	872	331	5	1475	62	223	79	0	364	1839	1
ROCKDALE CIRCUIT	99	418	171	2	690	28	130	54	0	212	902	1
DOUGLAS CIRCUIT	281	1325	668	1	2275	53	392	180	1	626	2901	2
APPALACHIAN CIRCUIT	142	649	385	3	1179	29	228	105	0	362	1541	1
ENOTAH CIRCUIT	64	362	189	1	616	11	108	59	0	178	794	1
Burruss SAI	75	307	148	3	533	17	102	45	1	165	698	1
Dodge SAI	103	499	197	2	801	16	120	53	0	189	990	1
Total reported	13868	62831	28328	192	105219	2987	18094	7239	26	28346	133565	
Percent Reported	100.0	100.0	100.0	100.0	100.0	100.0	100.0	100.0	100.0	100.0	100.0	
Washington Det Ctr	0	4	0	0	4	0	2	0	0	2	6	
Total	13868	62835	28328	192	105223	2987	18096	7239	26	28348	133571	

Probationer Statistical Profile

Sample: Active & admin probationers, not in facilities  
Act probationers 08/21/2000

Requestor: Statistics

SENTENCE LENGTH by current age & sex

SENTENCE (IN YEARS)	Men						Women						Grand Total %
	age 00-21 %	age 22-39 %	age 40-98 %	age UNKWN %	Men Total %	age 00-21 %	age 22-39 %	age 40-98 %	age UNKWN %	Women Total %			
0-1	1652 12	4761 8	1707 6	11 6	8131 8	512 17	1366 8	457 6	0 0	2335 8	10466 8		
1.1-2	1883 14	5364 9	2233 8	24 13	9504 9	538 18	1692 9	572 8	1 4	2803 10	12307 9		
2.1-3	1624 12	5334 8	2261 8	24 13	9243 9	425 14	1923 11	606 8	5 19	2959 10	12202 9		
3.1-4	1250 9	4998 8	2144 8	16 8	8408 8	350 12	1884 10	634 9	4 15	2872 10	11280 8		
4.1-5	1502 11	7733 12	3271 12	24 13	12530 12	257 9	2170 12	831 11	3 12	3261 12	15791 12		
5.1-6	3285 24	14908 24	6408 23	45 23	24646 23	572 19	4304 24	1667 23	3 12	6546 23	31192 23		
6.1-7	361 3	2292 4	1014 4	9 5	3676 3	62 2	635 4	269 4	1 4	967 3	4643 3		
7.1-8	401 3	2607 4	1125 4	4 2	4137 4	45 2	562 3	258 4	0 0	865 3	5002 4		
8.1-9	314 2	2133 3	933 3	5 3	3385 3	45 2	553 3	265 4	1 4	864 3	4249 3		
9.1-10	120 1	1031 2	575 2	0 0	1726 2	14 0	250 1	120 2	0 0	384 1	2110 2		
10.1-12	1168 8	7795 12	3850 14	23 12	12836 12	142 5	2133 12	1090 15	8 31	3373 12	16209 12		
12.1-15	56 0	880 1	631 2	0 0	1567 1	7 0	129 1	114 2	0 0	250 1	1817 1		
15.1-20	147 1	1575 3	1090 4	3 2	2815 3	7 0	286 2	185 3	0 0	478 2	3293 2		
20.1-OVER	104 1	1402 2	1015 4	4 2	2525 2	11 0	208 1	168 2	0 0	387 1	2912 2		
INDEFINITE	1 0	21 0	71 0	0 0	93 0	0 0	1 0	3 0	0 0	4 0	97 0		
Total reported	13868	62834	28328	192	105222	2987	18096	7239	26	28348	133570		
Percent Reported	100.0	100.0	100.0	100.0	100.0	100.0	100.0	100.0	100.0	100.0	100.0		
NOT REPORTED	0	1	0	0	1	0	0	0	0	0	1		
Total	13868	62835	28328	192	105223	2987	18096	7239	26	28348	133571		
AVERAGE EXCLUDING INDEFINITE	4.44	5.69	6.35	5.03	5.70	3.52	5.15	5.95	5.68	5.18	5.59		

Probationer Statistical Profile

Sample: Active & admin probationers, not in facilities  
Act probationers 08/21/2000

Requestor: Statistics

TIME SERVED by current age & sex

TIME SERVED (IN YRS)	M e n					W o m e n					Grand Total %
	age 00-21 %	age 22-39 %	age 40-98 %	age UNKWN %	Men Total %	age 00-21 %	age 22-39 %	age 40-98 %	age UNKWN %	Women Total %	
0-1	7440 54	19290 31	7618 27	81 42	34429 33	1753 59	6028 33	1987 27	10 38	9778 34	44207 33
1.1-2	3736 27	13419 21	5719 20	67 35	22941 22	742 25	4193 23	1441 20	13 50	6389 23	29330 22
2.1-3	1892 14	10299 16	4363 15	40 21	16594 16	375 13	3129 17	1217 17	1 4	4722 17	21316 16
3.1-4	673 5	7428 12	3197 11	1 1	11299 11	100 3	2031 11	883 12	1 4	3015 11	14314 11
4.1-5	102 1	5174 8	2459 9	1 1	7736 7	11 0	1221 7	596 8	1 4	1829 6	9565 7
5.1-6	8 0	2304 4	1140 4	0 0	3452 3	0 0	478 3	252 3	0 0	730 3	4182 3
6.1-7	2 0	1471 2	843 3	0 0	2316 2	0 0	310 2	227 3	0 0	537 2	2853 2
7.1-8	4 0	1008 2	661 2	0 0	1673 2	0 0	217 1	166 2	0 0	383 1	2056 2
8.1-9	3 0	860 1	674 2	1 1	1538 1	4 0	204 1	163 2	0 0	371 1	1909 1
9.1-10	3 0	708 1	586 2	1 1	1298 1	1 0	134 1	124 2	0 0	259 1	1557 1
10.1-12	5 0	447 1	439 2	0 0	891 1	0 0	74 0	97 1	0 0	171 1	1062 1
12.1-15	0 0	318 1	376 1	0 0	694 1	1 0	57 0	46 1	0 0	104 0	798 1
15.1-20	0 0	104 0	210 1	0 0	314 0	0 0	18 0	35 0	0 0	53 0	367 0
20.1-OVER	0 0	5 0	43 0	0 0	48 0	0 0	2 0	5 0	0 0	7 0	55 0
Total reported	13868	62835	28328	192	105223	2987	18096	7239	26	28348	133571
Percent Reported	100.0	100.0	100.0	100.0	100.0	100.0	100.0	100.0	100.0	100.0	100.0
NOT REPORTED	0	0	0	0	0	0	0	0	0	0	0
Total	13868	62835	28328	192	105223	2987	18096	7239	26	28348	133571
AVERAGE TIME SERVED	1.21	2.55	3.11	1.42	2.52	1.11	2.26	2.92	1.45	2.31	2.48



Probationer Statistical Profile

Sample: Active & admin probationers, not in facilities  
Act probationers 08/21/2000

Requestor: Statistics

TIME LEFT TO SERVE by current age & sex

TIME LEFT (IN YEARS)	M e n					W o m e n					Grand Total %
	age 00-21 %	age 22-39 %	age 40-98 %	age UNKWN %	Men Total %	age 00-21 %	age 22-39 %	age 40-98 %	age UNKWN %	Women Total %	
0-1	3874 28	17045 27	7558 27	47 24	28524 27	1146 38	5164 29	1935 27	4 15	8249 29	36773 28
1.1-2	1966 14	10673 17	4882 17	21 11	17542 17	492 16	3271 18	1345 19	4 15	5112 18	22654 17
2.1-3	2015 15	9129 15	3967 14	30 16	15141 14	446 15	2799 15	1067 15	2 8	4314 15	19455 15
3.1-4	1763 13	7462 12	3285 12	33 17	12543 12	304 10	2071 11	829 11	4 15	3208 11	15751 12
4.1-5	1884 14	6256 10	2694 10	20 10	10854 10	310 10	1813 10	684 9	2 8	2809 10	13663 10
5.1-6	356 3	2480 4	1176 4	8 4	4020 4	56 2	613 3	323 4	2 8	994 4	5014 4
6.1-7	418 3	2333 4	1042 4	3 2	3796 4	47 2	611 3	259 4	2 8	919 3	4715 4
7.1-8	410 3	1952 3	871 3	8 4	3241 3	42 1	523 3	220 3	1 4	786 3	4027 3
8.1-9	394 3	1606 3	757 3	6 3	2763 3	51 2	427 2	168 2	3 12	649 2	3412 3
9.1-10	464 3	1458 2	671 2	7 4	2600 2	66 2	403 2	170 2	2 8	641 2	3241 2
10.1-12	61 0	661 1	395 1	3 2	1120 1	5 0	116 1	69 1	0 0	190 1	1310 1
12.1-15	133 1	823 1	420 1	3 2	1379 1	3 0	128 1	72 1	0 0	203 1	1582 1
15.1-20	89 1	581 1	331 1	3 2	1004 1	10 0	96 1	55 1	0 0	161 1	1165 1
20.1-OVER	27 0	308 0	195 1	0 0	530 1	3 0	52 0	36 0	0 0	91 0	621 0
INDEFINITE	1 0	21 0	71 0	0 0	93 0	0 0	1 0	3 0	0 0	4 0	97 0
NONE	13 0	47 0	13 0	0 0	73 0	6 0	8 0	4 0	0 0	18 0	91 0
Total reported	13868	62835	28328	192	105223	2987	18096	7239	26	28348	133571
Percent Reported	100.0	100.0	100.0	100.0	100.0	100.0	100.0	100.0	100.0	100.0	100.0
NOT REPORTED	0	0	0	0	0	0	0	0	0	0	0
Total	13868	62835	28328	192	105223	2987	18096	7239	26	28348	133571
AVERAGE EXCLUDING INDEFINITE, NONE	3.26	3.31	3.47	3.61	3.35	2.43	3.01	3.23	4.23	3.00	3.28

Probationer Statistical Profile

Sample: Active & admin probationers, not in facilities  
Act probationers 08/21/2000

Requestor: Statistics

CASE TYPE by current age & sex

CASE TYPE	M e n				W o m e n				Grand Total	%												
	age 00-21	age 22-39	age 40-98	age UNKWN	Men Total	age 00-21	age 22-39	age 40-98			age UNKWN	Women Total										
PRESENTENCE	0	0	0	0	0	0	0	0	0	0	0	0										
SPLIT SENTENCE	201	1	5645	9	3867	14	6	3	9719	9	9	0	694	4	486	7	0	0	1189	4	10908	8
STRAIGHT SENTENCE	13437	97	55622	89	23805	84	185	96	93049	88	2942	98	16944	94	6580	91	26100	26492	93	119541	89	
ABANDONMENT&BASTARDY	1	0	23	0	68	0	0	0	92	0	0	0	1	0	0	0	0	0	1	0	93	0
OUT OF STATE PROB	225	2	1520	2	574	2	1	1	2320	2	36	1	454	3	172	2	0	0	662	2	2982	2
OUT OF STATE A&B	0	0	0	0	1	0	0	0	1	0	0	0	0	0	0	0	0	0	0	0	1	0
SUSPENDED SENTENCE	4	0	25	0	13	0	0	0	42	0	0	0	3	0	1	0	0	0	4	0	46	0
Total reported	13868		62835		28328		192		105223		2987		18096		7239		26	28348		133571		
Percent Reported	100.0		100.0		100.0		100.0		100.0		100.0		100.0		100.0		100.0	100.0		100.0		
NOT REPORTED	0		0		0		0		0		0		0		0		0	0		0		
Total	13868		62835		28328		192		105223		2987		18096		7239		26	28348		133571		

Probationer Statistical Profile

Sample: Active & admin probationers, not in facilities  
Act probationers 08/21/2000

Requestor: Statistics

RELEASE TYPE by current age & sex

RELEASE TYPE	M e n					W o m e n					Grand Total %	
	age 00-21 %	age 22-39 %	age 40-98 %	age UNKWN %	Men Total %	age 00-21 %	age 22-39 %	age 40-98 %	age UNKWN %	Women Total %		
TRANSF OUT OF STATE	0 0	0 0	0 0	0 0	0 0	0 0	0 0	0 0	0 0	0 0	0 0	0 0
REVOKED (TECHNICAL)	0 0	0 0	0 0	0 0	0 0	0 0	0 0	0 0	0 0	0 0	0 0	0 0
REVOKED (NEW SENT)	0 0	0 0	0 0	0 0	0 0	0 0	0 0	0 0	0 0	0 0	0 0	0 0
REVOKED (NEW CRIME)	0 0	0 0	0 0	0 0	0 0	0 0	0 0	0 0	0 0	0 0	0 0	0 0
ABSCONDED (TOLLED)	0 0	0 0	0 0	0 0	0 0	0 0	0 0	0 0	0 0	0 0	0 0	0 0
ABSCONDED (NON-TOLL)	0 0	0 0	0 0	0 0	0 0	0 0	0 0	0 0	0 0	0 0	0 0	0 0
TERMINATED BY COURT	0 0	0 0	0 0	0 0	0 0	0 0	0 0	0 0	0 0	0 0	0 0	0 0
OUT OF STATE TERM	0 0	0 0	0 0	0 0	0 0	0 0	0 0	0 0	0 0	0 0	0 0	0 0
DEATH	0 0	0 0	0 0	0 0	0 0	0 0	0 0	0 0	0 0	0 0	0 0	0 0
FINAN OBLIG COMPLETE	0 0	0 0	0 0	0 0	0 0	0 0	0 0	0 0	0 0	0 0	0 0	0 0
OTHER	0 0	0 0	0 0	0 0	0 0	0 0	0 0	0 0	0 0	0 0	0 0	0 0
NORMAL RELEASE	0 0	0 0	0 0	0 0	0 0	0 0	0 0	0 0	0 0	0 0	0 0	0 0
A & B SPECIAL TERM	0 0	0 0	0 0	0 0	0 0	0 0	0 0	0 0	0 0	0 0	0 0	0 0
INDEP JURISDICTION	0 0	0 0	0 0	0 0	0 0	0 0	0 0	0 0	0 0	0 0	0 0	0 0
ACTIVE	13868100	62835100	28328100	192100	105223100	2987100	18096100	7239100	26100	28348100	133571100	
Total reported	13868	62835	28328	192	105223	2987	18096	7239	26	28348	133571	
Percent Reported	100.0	100.0	100.0	100.0	100.0	100.0	100.0	100.0	100.0	100.0	100.0	
NOT REPORTED	0	0	0	0	0	0	0	0	0	0	0	
Total	13868	62835	28328	192	105223	2987	18096	7239	26	28348	133571	

Probationer Statistical Profile

Sample: Active & admin probationers, not in facilities  
Act probationers 08/21/2000

Requestor: Statistics

FIRST OFFENDER STATUS by current age & sex

STATUS	M e n					W o m e n					Grand Total %
	age 00-21 %	age 22-39 %	age 40-98 %	age UNKWN %	Men Total %	age 00-21 %	age 22-39 %	age 40-98 %	age UNKWN %	Women Total %	
FIRST OFFNR STATUS	5703 41	14137 23	4193 15	35 18	24068 23	1505 50	6358 35	1951 27	9 35	9823 35	33891 25
NO FIRST OFFNR STAT	8163 59	48621 77	24010 85	157 82	80951 77	1482 50	11726 65	5267 73	17 65	18492 65	99443 75
Total reported	13866	62758	28203	192	105019	2987	18084	7218	26	28315	133334
Percent Reported	100.0	99.9	99.6	100.0	99.8	100.0	99.9	99.7	100.0	99.9	99.8
NOT REPORTED	2	77	125	0	204	0	12	21	0	33	237
Total	13868	62835	28328	192	105223	2987	18096	7239	26	28348	133571

Probationer Statistical Profile

Sample: Active & admin probationers, not in facilities  
Act probationers 08/21/2000

Requestor: Statistics

TYPE PROBATIONER by current age & sex

TYPE PROBATIONER	M e n					W o m e n					Grand Total %
	age 00-21 %	age 22-39 %	age 40-98 %	age UNKWN %	Men Total %	age 00-21 %	age 22-39 %	age 40-98 %	age UNKWN %	Women Total %	
MISDEMEANANT	2803 21	8359 13	3480 12	41 22	14683 14	860 29	2452 14	897 12	3 12	4212 15	18895 14
FELON	10864 79	54165 87	24659 87	149 78	89837 86	2085 71	15520 86	6290 88	23 88	23918 85	113755 86
ABANDONMENT&BASTARDY	1 0	23 0	69 0	0 0	93 0	0 0	1 0	0 0	0 0	1 0	94 0
SUSPENDED SENTENCE	4 0	25 0	13 0	0 0	42 0	0 0	3 0	1 0	0 0	4 0	46 0
Total reported	13672	62572	28221	190	104655	2945	17976	7188	26	28135	132790
Percent Reported	98.6	99.6	99.6	99.0	99.5	98.6	99.3	99.3	100.0	99.2	99.4
NOT REPORTED	196	263	107	2	568	42	120	51	0	213	781
Total	13868	62835	28328	192	105223	2987	18096	7239	26	28348	133571

Probationer Statistical Profile

Sample: Active & admin probationers, not in facilities  
Act probationers 08/21/2000

Requestor: Statistics

MOST SERIOUS CRIME BY GROUP by current age & sex

CRIME GROUP	Men				Women				Grand Total	%	
	age 00-21	age 22-39	age 40-98	age UNKWN	Men Total	age 00-21	age 22-39	age 40-98			age UNKWN
HOMICIDE	29 0	340 1	246 1	0 0	615 1	6 0	101 1	82 1	0 0	189 1	804 1
ABORTION	0 0	5 0	1 0	0 0	6 0	0 0	1 0	0 0	0 0	1 0	7 0
BODILY INJRY&REL OFF	703 5	4988 8	2846 10	25 13	8562 8	147 5	976 5	400 6	1 4	1524 5	10086 8
ARSON & REL OFF	51 0	311 0	173 1	0 0	535 1	9 0	91 1	54 1	0 0	154 1	689 1
DAMAGE OF PROPERTY	259 2	666 1	208 1	3 2	1136 1	46 2	143 1	46 1	0 0	235 1	1371 1
BURGLARY & REL OFF	1790 13	5542 9	1363 5	6 3	8701 8	132 4	536 3	123 2	0 0	791 3	9492 7
FORGERY & REL OFF	566 4	4055 6	1638 6	7 4	6266 6	459 15	3535 20	1153 16	4 15	5151 18	11417 9
THEFT	2616 19	8223 13	3007 11	18 9	13864 13	752 25	3734 21	1309 18	2 8	5797 20	19661 15
ROBBERY	409 3	1662 3	433 2	1 1	2505 2	38 1	145 1	39 1	0 0	222 1	2727 2
SEXUAL OFFENSES	436 3	2012 3	1964 7	11 6	4423 4	10 0	91 1	33 0	0 0	134 0	4557 3
OBSCENITY CRIMES	1 0	6 0	4 0	0 0	11 0	0 0	0 0	0 0	0 0	0 0	11 0
TREASON & REL OFF	8 0	30 0	5 0	0 0	43 0	2 0	15 0	3 0	0 0	20 0	63 0
CRIMES INVOLVNG GOVT	169 1	1139 2	418 1	3 2	1729 2	34 1	441 2	233 3	1 4	709 3	2438 2
FALSIFICATIONS	19 0	153 0	82 0	1 1	255 0	17 1	89 0	27 0	0 0	133 0	388 0
OBSTRUCT LAW ENFORCE	36 0	248 0	80 0	0 0	364 0	15 1	80 0	27 0	0 0	122 0	486 0
DISORDERLY CONDUCT	70 1	209 0	59 0	2 1	340 0	13 0	25 0	7 0	0 0	45 0	385 0
GAMBLING & REL OFF	3 0	23 0	17 0	0 0	43 0	5 0	8 0	5 0	0 0	18 0	61 0
CRUELTY TO CHILDREN	25 0	531 1	324 1	2 1	882 1	21 1	391 2	97 1	0 0	509 2	1391 1
CRIMES WITH GUNS	190 1	976 2	602 2	3 2	1771 2	17 1	50 0	25 0	0 0	92 0	1863 1
INVASION PRIVACY	6 0	98 0	45 0	1 1	150 0	0 0	1 0	2 0	0 0	3 0	153 0
RACKETEERING	0 0	4 0	17 0	0 0	21 0	1 0	4 0	2 0	0 0	7 0	28 0
DRUG ABUSE OFFENSES	3311 24	19560 31	8228 29	52 27	31151 30	332 11	4535 25	2265 31	13 50	7145 25	38296 29
DRUG TRAFFICKING	25 0	418 1	268 1	0 0	711 1	7 0	104 1	77 1	1 4	189 1	900 1
AUTO CRIMES	21 0	2476 4	2369 8	13 7	4879 5	0 0	219 1	198 3	0 0	417 1	5296 4
REVENUE & CONTRABAND	1 0	4 0	8 0	0 0	13 0	0 0	5 0	2 0	0 0	7 0	20 0
CRIMES OF OTH STATES	30 0	179 0	88 0	0 0	297 0	5 0	65 0	29 0	0 0	99 0	396 0
MISC. FELONIES	89 1	310 0	172 1	1 1	572 1	17 1	131 1	51 1	1 4	200 1	772 1
MISDEMEANORS	3003 22	8648 14	3661 13	43 22	15355 15	902 30	2574 14	948 13	3 12	4427 16	19782 15
Total reported	13866	62816	28326	192	105200	2987	18090	7237	26	28340	133540
Percent Reported	100.0	100.0	100.0	100.0	100.0	100.0	100.0	100.0	100.0	100.0	100.0
NOT REPORTED	2	19	2	0	23	0	6	2	0	8	31
Total	13868	62835	28328	192	105223	2987	18096	7239	26	28348	133571

Probationer Statistical Profile

Sample: Active & admin probationers, not in facilities  
Act probationers 08/21/2000

Requestor: Statistics

MOST SERIOUS OFFENSE by current age & sex

MOST SERIOUS OFFENSE	Men					Women					Grand Total %	
	age 00-21 %	age 22-39 %	age 40-98 %	age UNKWN %	Men Total %	age 00-21 %	age 22-39 %	age 40-98 %	age UNKWN %	Women Total %		
-----												
MISDEMEANORS	-----											
abandonment	1 0	19 0	68 0	0 0	88 0	0 0	2 0	0 0	0 0	2 0	90 0	
non-support	0 0	1 0	0 0	0 0	1 0	0 0	0 0	0 0	0 0	0 0	1 0	
stalking	3 0	42 0	30 0	0 0	75 0	1 0	3 0	6 0	0 0	10 0	85 0	
assault & battery	36 0	307 0	118 0	1 1	462 0	9 0	50 0	12 0	0 0	71 0	533 0	
attempted murder	1 0	2 0	0 0	0 0	3 0	1 0	0 0	0 0	0 0	1 0	4 0	
aggravated assault	3 0	27 0	24 0	1 1	55 0	1 0	6 0	2 0	0 0	9 0	64 0	
simple assault	45 0	181 0	98 0	1 1	325 0	15 1	49 0	17 0	0 0	81 0	406 0	
simple battery	311 2	1329 2	549 2	9 5	2198 2	95 3	284 2	84 1	0 0	463 2	2661 2	
stabbing another	2 0	4 0	2 0	0 0	8 0	1 0	3 0	1 0	0 0	5 0	13 0	
shooting at another	2 0	2 0	1 0	0 0	5 0	0 0	2 0	1 0	0 0	3 0	8 0	
wife beating	0 0	0 0	3 0	0 0	3 0	0 0	0 0	0 0	0 0	0 0	3 0	
concealing a death	0 0	1 0	0 0	0 0	1 0	0 0	0 0	0 0	0 0	0 0	1 0	
leave scene had inju	1 0	0 0	1 0	0 0	2 0	0 0	0 0	0 0	0 0	0 0	2 0	
criminal intfer govt	2 0	3 0	2 0	0 0	7 0	0 0	0 0	0 0	0 0	0 0	7 0	
reckless conduct	49 0	96 0	42 0	2 1	189 0	8 0	24 0	6 0	0 0	38 0	227 0	
disorderly conduct	49 0	92 0	43 0	0 0	184 0	17 1	41 0	14 0	0 0	72 0	256 0	
hazing	0 0	1 0	0 0	0 0	1 0	0 0	0 0	0 0	0 0	0 0	1 0	
motor vehicle abando	0 0	1 0	1 0	0 0	2 0	0 0	0 0	1 0	0 0	1 0	3 0	
larceny	1 0	3 0	2 0	0 0	6 0	1 0	1 0	1 0	0 0	3 0	9 0	
receiving stolen goo	40 0	51 0	14 0	0 0	105 0	7 0	27 0	0 0	0 0	34 0	139 0	
theft by taking	181 1	299 0	82 0	0 0	562 1	96 3	147 1	45 1	0 0	288 1	850 1	
robbery	2 0	8 0	1 0	0 0	11 0	0 0	2 0	0 0	0 0	2 0	13 0	
burglary	7 0	31 0	5 0	0 0	43 0	1 0	4 0	0 0	0 0	5 0	48 0	
car breaking	1 0	0 0	0 0	0 0	1 0	0 0	0 0	0 0	0 0	0 0	1 0	
taking vech temporar	1 0	1 0	0 0	0 0	2 0	0 0	0 0	0 0	0 0	0 0	2 0	
alter id	2 0	4 0	0 0	0 0	6 0	0 0	0 0	0 0	0 0	0 0	6 0	
cheating & swindling	0 0	1 0	1 0	0 0	2 0	0 0	0 0	0 0	0 0	0 0	2 0	
bad checks	19 0	224 0	125 0	0 0	368 0	38 1	302 2	121 2	1 4	462 2	830 1	
fraudulent checks	2 0	5 0	5 0	0 0	12 0	1 0	11 0	3 0	0 0	15 0	27 0	
forgery	3 0	13 0	3 0	0 0	19 0	1 0	14 0	3 0	0 0	18 0	37 0	
worthless checks	0 0	10 0	6 0	0 0	16 0	0 0	11 0	9 0	0 0	20 0	36 0	
sale/dist of narcoti	0 0	6 0	4 0	0 0	10 0	0 0	0 0	1 0	0 0	1 0	11 0	
public drunkenness	10 0	29 0	13 0	0 0	52 0	1 0	4 0	3 0	0 0	8 0	60 0	

(continued)

Probationer Statistical Profile

Sample: Active & admin probationers, not in facilities  
Act probationers 08/21/2000

Requestor: Statistics

MOST SERIOUS OFFENSE by current age & sex (CONTINUED)

MOST SERIOUS OFFENSE	Men					Women					Grand Total	%
	age 00-21	age 22-39	age 40-98	age UNKWN	Men Total	age 00-21	age 22-39	age 40-98	age UNKWN	Women Total		
s/d dep,stim,cntrf d	0 0	2 0	0 0	0 0	2 0	0 0	1 0	0 0	0 0	1 0	3 0	
abusive language	1 0	2 0	2 0	0 0	5 0	0 0	2 0	0 0	0 0	2 0	7 0	
poss n.t.p. whiskey	0 0	0 0	1 0	0 0	1 0	0 0	0 0	0 0	0 0	0 0	1 0	
sale/dist of marijua	1 0	6 0	5 0	0 0	12 0	0 0	1 0	0 0	0 0	1 0	13 0	
poss of narcotics	1 0	2 0	1 0	0 0	4 0	1 0	0 0	1 0	0 0	2 0	6 0	
poss dep,stim,cntrf	0 0	6 0	0 0	0 0	6 0	0 0	1 0	0 0	0 0	1 0	7 0	
poss of l.s.d.	0 0	0 0	1 0	0 0	1 0	0 0	0 0	0 0	0 0	0 0	1 0	
poss of marijuana	308 2	347 1	58 0	1 1	714 1	48 2	79 0	17 0	0 0	144 1	858 1	
viol motor veh law	134 1	469 1	140 1	1 1	744 1	23 1	85 0	27 0	1 4	136 0	880 1	
d.u.i.	563 4	2987 5	1489 5	20 11	5059 5	108 4	579 3	273 4	1 4	961 3	6020 5	
obstr of law enf off	171 1	411 1	133 0	1 1	716 1	31 1	92 1	47 1	0 0	170 1	886 1	
impersonating anothe	21 0	57 0	9 0	0 0	87 0	6 0	25 0	0 0	0 0	31 0	118 0	
criminal trespassing	206 2	270 0	107 0	3 2	586 1	32 1	85 0	25 0	0 0	142 1	728 1	
illegal attm to obt	1 0	2 0	0 0	0 0	3 0	0 0	2 0	2 0	0 0	4 0	7 0	
criminal damage	18 0	19 0	3 0	0 0	40 0	2 0	7 0	1 0	0 0	10 0	50 0	
terroristic threats	2 0	5 0	5 0	0 0	12 0	2 0	0 0	1 0	0 0	3 0	15 0	
viol ga cntrl subst	185 1	315 1	64 0	0 0	564 1	42 1	88 0	27 0	0 0	157 1	721 1	
prostitution	0 0	0 0	0 0	0 0	0 0	1 0	5 0	1 0	0 0	7 0	7 0	
sodomy	0 0	1 0	3 0	0 0	4 0	0 0	0 0	0 0	0 0	0 0	4 0	
public indecency	7 0	49 0	22 0	0 0	78 0	1 0	1 0	0 0	0 0	2 0	80 0	
peeping tom	3 0	3 0	0 0	0 0	6 0	0 0	0 0	0 0	0 0	0 0	6 0	
molesting a minor	0 0	0 0	3 0	0 0	3 0	0 0	1 0	0 0	0 0	1 0	4 0	
attempted rape	1 0	3 0	0 0	0 0	4 0	0 0	0 0	0 0	0 0	0 0	4 0	
sexual battery	19 0	38 0	32 0	0 0	89 0	1 0	2 0	0 0	0 0	3 0	92 0	
vagrancy	1 0	1 0	0 0	0 0	2 0	0 0	0 0	0 0	0 0	0 0	2 0	
escape	5 0	17 0	3 0	0 0	25 0	1 0	3 0	0 0	0 0	4 0	29 0	
cpwl & concealed wea	57 0	84 0	27 0	1 1	169 0	4 0	7 0	2 0	0 0	13 0	182 0	
shoplifting	211 2	214 0	77 0	0 0	502 0	232 8	293 2	96 1	0 0	621 2	1123 1	
viol game & fish law	5 0	3 0	1 0	0 0	9 0	0 0	0 0	0 0	0 0	0 0	9 0	
pointing gun at anot	3 0	15 0	13 0	0 0	31 0	1 0	2 0	1 0	0 0	4 0	35 0	
carry dly weapons pu	12 0	15 0	1 0	0 0	28 0	1 0	2 0	0 0	0 0	3 0	31 0	
criminal attempt	1 0	3 0	1 0	0 0	5 0	0 0	2 0	4 0	0 0	6 0	11 0	
other misdemeanor	96 1	246 0	110 0	0 0	452 0	29 1	102 1	42 1	0 0	173 1	625 0	
riot	1 0	0 0	0 0	0 0	1 0	0 0	0 0	0 0	0 0	0 0	1 0	
inciting to riot	1 0	0 0	0 0	0 0	1 0	0 0	0 0	0 0	0 0	0 0	1 0	

(continued)



Probationer Statistical Profile

Sample: Active & admin probationers, not in facilities  
Act probationers 08/21/2000

Requestor: Statistics

MOST SERIOUS OFFENSE by current age & sex (CONTINUED)

MOST SERIOUS OFFENSE	Men					Women					Grand Total	%
	age 00-21	age 22-39	age 40-98	age UNKWN	Men Total	age 00-21	age 22-39	age 40-98	age UNKWN	Women Total		
fighting in public p	17	14	1	0	32	8	1	0	0	9	41	
disrupting gen.assem	1	0	0	0	1	0	0	0	0	0	1	
mis off against pub	1	4	1	0	6	0	0	1	0	1	7	
misuse firearm hunti	0	0	1	0	1	0	0	0	0	0	1	
off agnst pub hlth/m	0	2	6	0	8	0	1	0	0	1	9	
gambling & related o	0	1	2	0	3	0	0	1	0	1	4	
obscenity & related	0	2	0	0	2	0	0	0	0	0	2	
involuntary manslaug	0	0	1	0	1	0	0	1	0	1	2	
interference with cu	8	10	5	0	23	2	1	0	0	3	26	
theft by deception <	5	22	12	0	39	7	24	7	0	38	77	
theft/lost/property<	6	8	2	0	16	0	5	0	0	5	21	
theft of services <	2	14	7	0	23	1	8	2	0	11	34	
theft by conversion	6	27	8	0	41	0	15	5	0	20	61	
theft motor vehicle,	2	4	1	0	7	0	0	0	0	0	7	
conversn paymnt real	0	1	0	0	1	0	0	0	0	0	1	
conversn leasd prop	0	1	0	0	1	0	0	0	0	0	1	
entrng mot veh crim	6	9	0	0	15	0	3	1	0	4	19	
violtn forgery&fraud	1	0	0	0	1	1	2	1	0	4	5	
abdmnt dang drugs/po	1	3	2	0	6	0	0	0	0	0	6	
trnsatns drug rel ob	0	0	0	0	0	0	1	0	0	1	1	
tpos/use drug rel ob	0	3	3	0	6	0	3	1	0	4	10	
obtn/attmpt drugs il	1	4	2	0	7	0	5	6	0	11	18	
viol dangerous drugs	0	2	3	0	5	0	1	0	0	1	6	
mfg/dist imitate con	1	3	0	0	4	0	0	0	0	0	4	
misc. abuse govt off	1	0	0	0	1	0	2	0	0	2	3	
misc. obstruction pu	1	2	0	0	3	0	0	0	0	0	3	
misc. escape & other	1	1	0	0	2	0	0	0	0	0	2	
misc. offns relt jud	0	1	0	0	1	0	2	1	0	3	4	
misc. obstruction of	0	6	0	0	6	2	2	1	0	5	11	
misc. crim trsps/cr	2	3	1	0	6	0	0	0	0	0	6	
misc. sexual offense	17	2	4	0	23	0	3	1	0	4	27	
keepng place prostit	0	0	0	0	0	0	1	0	0	1	1	
pandering	1	3	2	0	6	0	0	0	0	0	6	
distrbut obscene mat	0	2	0	0	2	0	0	0	0	0	2	
providing sex mat mi	0	1	0	0	1	0	0	0	0	0	1	

(continued)

Probationer Statistical Profile

Sample: Active & admin probationers, not in facilities  
Act probationers 08/21/2000

Requestor: Statistics

MOST SERIOUS OFFENSE by current age & sex (CONTINUED)

MOST SERIOUS OFFENSE	Men					Women					Grand Total	%
	age 00-21	age 22-39	age 40-98	age UNKWN	Men Total	age 00-21	age 22-39	age 40-98	age UNKWN	Women Total		
exhibit sex shows mi	1 0	1 0	1 0	0 0	3 0	0 0	1 0	0 0	0 0	1 0	4 0	
dng instrmntalties &	0 0	1 0	0 0	0 0	1 0	0 0	0 0	0 0	0 0	0 0	1 0	
vio prvsns/regs alco	0 0	2 0	2 0	0 0	4 0	0 0	3 0	0 0	0 0	3 0	7 0	
furnish liquor to mi	6 0	3 0	4 0	0 0	13 0	1 0	2 0	2 0	0 0	5 0	18 0	
poss alc bev by juve	61 0	6 0	1 0	0 0	68 0	9 0	0 0	0 0	0 0	9 0	77 0	
veh homicide tit 40	2 0	6 0	5 0	0 0	13 0	0 0	2 0	0 0	0 0	2 0	15 0	
viol motor veh licen	0 0	1 0	0 0	0 0	1 0	0 0	0 0	1 0	0 0	1 0	2 0	
conspiracy commit mis	1 0	0 0	0 0	0 0	1 0	0 0	0 0	0 0	0 0	0 0	1 0	
misc misdemeanor	40 0	82 0	26 0	2 1	150 0	11 0	31 0	15 0	0 0	57 0	207 0	
misc. invation of pr	0 0	1 0	0 0	0 0	1 0	0 0	0 0	0 0	0 0	0 0	1 0	
violation othr state	2 0	5 0	4 0	0 0	11 0	0 0	1 0	4 0	0 0	5 0	16 0	
-----												
FELONIES												
-----												
MISC. HOMICIDE OFFEN	0 0	4 0	0 0	0 0	4 0	0 0	0 0	0 0	0 0	0 0	4 0	
MURDER	0 0	4 0	8 0	0 0	12 0	1 0	3 0	0 0	0 0	4 0	16 0	
VOLUNTARY MANSLAUGHT	2 0	79 0	94 0	0 0	175 0	0 0	32 0	45 1	0 0	77 0	252 0	
INVOLUNTARY MANSLAUG	13 0	49 0	37 0	0 0	99 0	3 0	19 0	9 0	0 0	31 0	130 0	
FETICIDE	1 0	2 0	0 0	0 0	3 0	0 0	1 0	0 0	0 0	1 0	4 0	
ADVISED KILLING OF I	0 0	0 0	1 0	0 0	1 0	0 0	0 0	0 0	0 0	0 0	1 0	
VEHICULAR HOMICIDE	11 0	186 0	91 0	0 0	288 0	2 0	44 0	20 0	0 0	66 0	354 0	
HOMICIDE BY PILOT,DU	0 0	2 0	2 0	0 0	4 0	0 0	0 0	1 0	0 0	1 0	5 0	
CRIMINAL ATTEMPT MUR	2 0	14 0	13 0	0 0	29 0	0 0	2 0	7 0	0 0	9 0	38 0	
CRIMINAL ABORTION	0 0	5 0	1 0	0 0	6 0	0 0	1 0	0 0	0 0	1 0	7 0	
MISC. ASSAULT/BATTER	5 0	30 0	15 0	0 0	50 0	0 0	4 0	1 0	0 0	5 0	55 0	
AGGRAVATED ASSAULT	475 3	3173 5	1858 7	18 10	5524 5	119 4	785 4	309 4	1 4	1214 4	6738 5	
CRMNL ATTEMPT AGG AS	1 0	25 0	17 0	0 0	43 0	1 0	5 0	2 0	0 0	8 0	51 0	
AGGRAVATED BATTERY	44 0	367 1	189 1	2 1	602 1	2 0	39 0	20 0	0 0	61 0	663 1	
TERRORIST THREATS &	123 1	674 1	370 1	1 1	1168 1	19 1	74 0	37 1	0 0	130 0	1298 1	
FALSE IMPRISONMENT	5 0	147 0	55 0	0 0	207 0	0 0	8 0	1 0	0 0	9 0	216 0	
FAL IMPR UDR CLR LEG	1 0	2 0	0 0	0 0	3 0	0 0	1 0	0 0	0 0	1 0	4 0	
MALICIOUS CONF SANE	0 0	0 0	0 0	0 0	0 0	0 0	3 0	0 0	0 0	3 0	3 0	
KIDNAPPING	4 0	90 0	35 0	0 0	129 0	0 0	4 0	3 0	0 0	7 0	136 0	
INTERFERENCE WITH CU	9 0	25 0	8 0	0 0	42 0	2 0	7 0	3 0	0 0	12 0	54 0	

(continued)

Probationer Statistical Profile

Sample: Active & admin probationers, not in facilities  
Act probationers 08/21/2000

Requestor: Statistics

MOST SERIOUS OFFENSE by current age & sex (CONTINUED)

MOST SERIOUS OFFENSE	Men					Women					Grand Total	%
	age 00-21	age 22-39	age 40-98	age UNKWN	Men Total	age 00-21	age 22-39	age 40-98	age UNKWN	Women Total		
AGG ASSLT ON POLICE	16 0	110 0	84 0	1 1	211 0	0 0	16 0	10 0	0 0	26 0	237 0	
AGG BATRY PEACE OFFI	3 0	10 0	1 0	0 0	14 0	0 0	4 0	0 0	0 0	4 0	18 0	
SIMPLE BATTERY MISD	4 0	27 0	10 0	0 0	41 0	1 0	7 0	3 0	0 0	11 0	52 0	
RECK COND-HIV INFCTD	1 0	3 0	1 0	0 0	5 0	0 0	4 0	0 0	0 0	4 0	9 0	
STALKING	1 0	21 0	16 0	0 0	38 0	0 0	0 0	2 0	0 0	2 0	40 0	
AGGRAVATED STALKING	11 0	284 0	182 1	3 2	480 0	3 0	15 0	9 0	0 0	27 0	507 0	
CRIMINAL ATTEMPT KID	0 0	0 0	5 0	0 0	5 0	0 0	0 0	0 0	0 0	0 0	5 0	
MISC. ARSON	2 0	12 0	2 0	0 0	16 0	0 0	1 0	3 0	0 0	4 0	20 0	
FIRST DEGREE ARSON	28 0	215 0	146 1	0 0	389 0	6 0	67 0	46 1	0 0	119 0	508 0	
SECOND DEGREE ARSON	13 0	59 0	19 0	0 0	91 0	2 0	17 0	2 0	0 0	21 0	112 0	
THIRD DEGREE ARSON	7 0	11 0	3 0	0 0	21 0	0 0	4 0	3 0	0 0	7 0	28 0	
CRIMINAL POSS EXPLOS	1 0	11 0	3 0	0 0	15 0	1 0	2 0	0 0	0 0	3 0	18 0	
CRIMINAL POSS INCEND	0 0	3 0	0 0	0 0	3 0	0 0	0 0	0 0	0 0	0 0	3 0	
MISC. CRIMINAL DAMAG	8 0	14 0	5 0	0 0	27 0	1 0	2 0	1 0	0 0	4 0	31 0	
CRIM. DAMAGE 1ST DEG	51 0	154 0	49 0	2 1	256 0	15 1	33 0	6 0	0 0	54 0	310 0	
CRIM. DAMAGE 2ND DEG	162 1	441 1	137 0	1 1	741 1	27 1	102 1	33 0	0 0	162 1	903 1	
DAMAGE,DESTROY SECR	5 0	9 0	11 0	0 0	25 0	3 0	2 0	1 0	0 0	6 0	31 0	
VANDALISM TO CHURCH	6 0	5 0	0 0	0 0	11 0	0 0	1 0	1 0	0 0	2 0	13 0	
ALTER I.D.	27 0	43 0	6 0	0 0	76 0	0 0	3 0	4 0	0 0	7 0	83 0	
BURGLARY	1680 12	5344 9	1320 5	6 3	8350 8	130 4	517 3	119 2	0 0	766 3	9116 7	
POSS BURGLAR TOOLS	71 1	101 0	27 0	0 0	199 0	2 0	11 0	2 0	0 0	15 0	214 0	
CRMNL ATMPT COMMIT B	39 0	97 0	16 0	0 0	152 0	0 0	8 0	2 0	0 0	10 0	162 0	
MISC. FORGERY	4 0	16 0	6 0	0 0	26 0	1 0	13 0	4 0	0 0	18 0	44 0	
FORGERY 1ST DEGREE	379 3	3072 5	1223 4	4 2	4678 5	293 10	2660 15	883 12	4 16	3840 14	8518 7	
FORGERY 2ND DEGREE	18 0	148 0	54 0	1 1	221 0	18 1	61 0	26 0	0 0	105 0	326 0	
BAD CHECKS	11 0	230 0	205 1	2 1	448 0	15 1	184 1	105 1	0 0	304 1	752 1	
ILLEGAL USE-CREDIT C	4 0	14 0	2 0	0 0	20 0	2 0	14 0	1 0	0 0	17 0	37 0	
THEFT CREDIT CARD	29 0	96 0	19 0	0 0	144 0	26 1	87 0	17 0	0 0	130 0	274 0	
FORGERY CREDIT CARD	12 0	27 0	7 0	0 0	46 0	13 0	41 0	7 0	0 0	61 0	107 0	
FRAUDULENT CREDIT CA	95 1	312 1	51 0	0 0	458 0	82 3	344 2	64 1	0 0	490 2	948 1	
CRMNL POSS CREDIT CA	0 0	4 0	0 0	0 0	4 0	0 0	1 0	1 0	0 0	2 0	6 0	
RCV GDS,SRVS FRAUD	2 0	18 0	13 0	0 0	33 0	1 0	25 0	15 0	0 0	41 0	74 0	
TELECOMMUNICATIONS F	1 0	22 0	8 0	0 0	31 0	1 0	12 0	2 0	0 0	15 0	46 0	
CRMNL ATMPT COMMIT F	1 0	6 0	1 0	0 0	8 0	1 0	3 0	1 0	0 0	5 0	13 0	
FAILR PAY NATRL PRD/	0 0	2 0	4 0	0 0	6 0	0 0	0 0	0 0	0 0	0 0	6 0	

(continued)

Probationer Statistical Profile

Sample: Active & admin probationers, not in facilities  
Act probationers 08/21/2000

Requestor: Statistics

MOST SERIOUS OFFENSE by current age & sex (CONTINUED)

MOST SERIOUS OFFENSE	Men					Women					Grand Total	%
	age 00-21	age 22-39	age 40-98	age UNKWN	Men Total	age 00-21	age 22-39	age 40-98	age UNKWN	Women Total		
FRADLNT ACCSSNG COMP	1	18	2	0	21	2	22	1	0	25	46	
MISC. FRAUD	9	70	43	0	122	4	68	26	0	98	220	
THEFT BY TAKING	779	3404	1361	8	5552	251	1636	652	2	2541	8093	
THEFT BY DECEPTION	11	204	153	1	369	14	134	56	1	204	573	
THEFT BY EXTORTION	2	18	4	0	24	0	10	3	0	13	37	
THEFT OF LOST PROPER	5	15	6	0	26	0	6	0	0	6	32	
THEFT BY REC STOLEN	818	2073	538	4	3433	63	260	70	1	393	3826	
THEFT OF SERVICES	2	36	22	0	60	2	18	9	0	29	89	
THEFT BY CONVERSION	7	274	203	1	485	10	125	67	1	202	687	
THEFT OF TRADE SECRE	0	1	4	0	5	1	0	0	0	1	6	
CONVSN PAYMNTS REAL	0	8	11	0	19	0	0	0	0	0	19	
THEFT OF MOTOR VEH,	187	484	152	3	826	20	56	15	0	91	917	
THEFT OF LEASED PERS	0	3	1	0	4	2	4	0	0	6	10	
THEFT BRING PROP IN	22	54	14	0	90	0	9	2	0	11	101	
THEFT RECV PROP OUT	4	15	2	0	21	1	3	1	0	5	26	
LIVESTOCK THEFT	2	9	5	0	16	1	3	0	0	4	20	
THEFT BY SHOPLIFTING	210	894	439	1	1544	367	1426	428	6	2221	3765	
ENTERING VEHICLE	566	731	92	0	1389	20	43	6	0	69	1458	
STEAL ALTER PUBLIC D	1	0	0	0	1	0	1	0	0	1	2	
ROBBERY	339	1083	256	1	1679	32	102	28	0	162	1841	
ARMED ROBBERY	36	471	154	0	661	4	37	9	0	50	711	
HIJACKING MOTOR VEHI	1	4	0	0	5	0	0	0	0	0	5	
CRIMINAL ATTEMPT ROB	27	61	15	0	103	2	4	1	0	7	110	
CRMNL ATMPT ARMED RO	6	43	8	0	57	0	2	1	0	3	60	
MISC. SEXUAL	2	18	22	0	42	0	1	0	0	1	43	
RAPE	12	152	85	0	249	0	0	0	0	0	249	
SODOMY	10	45	61	2	118	0	1	0	0	1	119	
AGGRAVATED SODOMY	6	51	75	0	132	0	0	2	0	2	134	
BESTIALITY	1	0	1	0	2	0	0	0	0	0	2	
SEDUCTION	0	1	1	0	2	0	0	0	0	0	2	
INCEST	3	21	86	0	110	0	4	4	0	8	118	
BIGAMY	0	1	4	0	5	0	0	0	0	0	5	
MARRY A BIGAMIST	0	0	0	0	0	0	1	0	0	1	1	
AGGRAVATED SEXUAL BA	4	24	25	0	53	0	1	1	0	2	55	
PANDERING BY COMPULS	0	2	2	0	4	0	0	0	0	0	4	

(continued)

Probationer Statistical Profile

Sample: Active & admin probationers, not in facilities  
Act probationers 08/21/2000

Requestor: Statistics

MOST SERIOUS OFFENSE by current age & sex (CONTINUED)

MOST SERIOUS OFFENSE	Men						Women						Grand Total	%									
	age 00-21	age 22-39	age 40-98	age UNKWN	Men Total	Men %	age 00-21	age 22-39	age 40-98	age UNKWN	Women Total	Women %											
STATUTORY RAPE	240	2	543	1	45	0	0	0	0	828	1	2	0	17	0	3	0	0	0	22	0	850	1
CHILD MOLESTATION	126	1	901	1	1307	5	8	4	2342	2	7	0	45	0	20	0	0	0	72	0	2414	2	
ENTICING CHILD-INDEC	14	0	81	0	72	0	1	1	168	0	0	0	11	0	1	0	0	0	12	0	180	0	
AGGRAV. CHILD MOLEST	15	0	117	0	143	1	0	0	275	0	1	0	7	0	1	0	0	0	9	0	284	0	
NECROPHILIA	0	0	1	0	0	0	0	0	1	0	0	0	0	0	0	0	0	0	0	0	1	0	
SEXL/ASLT/AGN/PERS/	0	0	20	0	9	0	0	0	29	0	0	0	2	0	1	0	0	0	3	0	32	0	
SEXUAL ASLT BY THERA	0	0	1	0	3	0	0	0	4	0	0	0	0	0	0	0	0	0	0	0	4	0	
SOLICIT SODOMY FROM	0	0	4	0	5	0	0	0	9	0	0	0	1	0	0	0	0	0	1	0	10	0	
CRIMINAL ATTPPT RAPE	3	0	28	0	14	0	0	0	45	0	0	0	0	0	0	0	0	0	0	0	45	0	
CRIMINAL ATTPPT SODOM	0	0	0	0	2	0	0	0	2	0	0	0	0	0	0	0	0	0	0	0	2	0	
CRIMINAL ATTPPT AGG S	0	0	1	0	2	0	0	0	3	0	0	0	0	0	0	0	0	0	0	0	3	0	
MISC. OBSCENITY	1	0	5	0	2	0	0	0	8	0	0	0	0	0	0	0	0	0	0	0	8	0	
DISTRIBUTING OBSCENE	0	0	1	0	1	0	0	0	2	0	0	0	0	0	0	0	0	0	0	0	2	0	
DISTR MAT DEPICT NUD	0	0	0	0	1	0	0	0	1	0	0	0	0	0	0	0	0	0	0	0	1	0	
MISC. PUBLIC ORDER	1	0	7	0	0	0	0	0	8	0	0	0	1	0	1	0	0	0	1	0	9	0	
TREASON	0	0	0	0	0	0	0	0	0	0	0	0	1	0	0	0	0	0	1	0	1	0	
INCITING TO INSURREC	0	0	1	0	0	0	0	0	1	0	0	0	0	0	0	0	0	0	0	0	1	0	
FALSE SWEARNG WRITTN	7	0	22	0	5	0	0	0	34	0	2	0	14	0	2	0	0	0	18	0	52	0	
ABUSE OF GOVT OFFICE	1	0	1	0	1	0	0	0	3	0	0	0	0	0	0	0	0	0	0	0	3	0	
BRIBERY GOVT OFFICER	0	0	7	0	10	0	0	0	17	0	0	0	4	0	3	0	0	0	7	0	24	0	
VIOLATE OATH PUBLIC	0	0	4	0	2	0	0	0	6	0	0	0	1	0	0	0	0	0	1	0	7	0	
INFLUENCE LEGISLATIV	0	0	0	0	0	0	0	0	0	0	0	0	1	0	0	0	0	0	1	0	1	0	
GOVT OFFCL SELL TO G	0	0	0	0	2	0	0	0	2	0	0	0	0	0	0	0	0	0	0	0	2	0	
DEFRAUDING STATE	0	0	28	0	37	0	0	0	65	0	3	0	224	1	142	2	0	0	369	1	434	0	
CONSPIRE RESTRAIN FR	0	0	1	0	0	0	0	0	1	0	0	0	1	0	0	0	0	0	1	0	2	0	
FALSE CERTIFICATES	0	0	7	0	2	0	0	0	9	0	0	0	4	0	0	0	0	0	4	0	13	0	
INFLUENCING WITNESS	3	0	9	0	7	0	0	0	19	0	0	0	2	0	4	0	0	0	6	0	25	0	
OBSTR OF LAW ENF OFF	165	1	1082	2	357	1	3	2	1607	2	31	1	204	1	84	1	1	4	320	1	1927	1	
MISC JUDICIAL PROCEE	0	0	0	0	3	0	0	0	3	0	1	0	0	0	0	0	0	0	1	0	4	0	
PERJURY	3	0	10	0	11	0	0	0	24	0	3	0	12	0	2	0	0	0	17	0	41	0	
FALSE SWEARING	2	0	14	0	7	0	0	0	23	0	0	0	14	0	5	0	0	0	19	0	42	0	
SUBORDINATION OF PER	0	0	1	0	1	0	0	0	2	0	0	0	1	0	0	0	0	0	1	0	3	0	
IMPERSONATION	0	0	8	0	3	0	0	0	11	0	1	0	4	0	2	0	0	0	7	0	18	0	
IMPERSONATING OFFIC	3	0	43	0	12	0	1	1	59	0	0	0	1	0	0	0	0	0	1	0	60	0	
BARRATRY	0	0	4	0	0	0	0	0	4	0	0	0	0	0	0	0	0	0	0	0	4	0	

(continued)

Probationer Statistical Profile

Sample: Active & admin probationers, not in facilities  
Act probationers 08/21/2000

Requestor: Statistics

MOST SERIOUS OFFENSE by current age & sex (CONTINUED)

MOST SERIOUS OFFENSE	Men					Women					Grand Total	%
	age 00-21 %	age 22-39 %	age 40-98 %	age UNKWN %	Men Total	age 00-21 %	age 22-39 %	age 40-98 %	age UNKWN %	Women Total		
EMBRACERY	0 0	0 0	0 0	0 0	0 0	0 0	2 0	0 0	0 0	2 0	2 0	0
FALSE STATEMENTS GOV	11 0	70 0	44 0	0 0	125 0	11 0	54 0	17 0	0 0	82 0	207 0	0
UNAUTH REPRESENTN PEAC	0 0	1 0	0 0	0 0	1 0	0 0	0 0	0 0	0 0	0 0	1 0	0
IMPRSNNG ANTHR RBAL	0 0	2 0	1 0	0 0	3 0	1 0	1 0	1 0	0 0	3 0	6 0	0
ESCAPE	15 0	143 0	44 0	0 0	202 0	1 0	23 0	6 0	0 0	30 0	232 0	0
AIDING ESCAPE	0 0	5 0	1 0	0 0	6 0	4 0	11 0	4 0	0 0	19 0	25 0	0
HINDERING APPREH OR	19 0	81 0	26 0	0 0	126 0	9 0	41 0	17 0	0 0	67 0	193 0	0
COMPOUNDING A CRIME	1 0	1 0	0 0	0 0	2 0	0 0	1 0	0 0	0 0	1 0	3 0	0
BAIL JUMPING	1 0	16 0	8 0	0 0	25 0	0 0	4 0	0 0	0 0	4 0	29 0	0
CRIMINAL ATTEMPT ESC	0 0	2 0	1 0	0 0	3 0	1 0	0 0	0 0	0 0	1 0	4 0	0
FALSE PUBLIC ALARM	14 0	13 0	3 0	0 0	30 0	3 0	3 0	1 0	0 0	7 0	37 0	0
CRIM INTER WITH GOVT	56 0	196 0	56 0	2 1	310 0	10 0	22 0	6 0	0 0	38 0	348 0	0
MISC. GAMBLING/RELAT	0 0	0 0	1 0	0 0	1 0	0 0	0 0	0 0	0 0	0 0	1 0	0
COMMERICAL GAMBLING	0 0	1 0	9 0	0 0	10 0	0 0	1 0	2 0	0 0	3 0	13 0	0
COMMUNICATING GAMBL	0 0	3 0	2 0	0 0	5 0	0 0	1 0	0 0	0 0	1 0	6 0	0
BRIBERY OF CONTESTAN	0 0	2 0	1 0	0 0	3 0	0 0	1 0	0 0	0 0	1 0	4 0	0
GAMBLING ACT ON BUSI	0 0	0 0	2 0	0 0	2 0	0 0	0 0	1 0	0 0	1 0	3 0	0
DOGFIGHTING	1 0	9 0	1 0	0 0	11 0	0 0	0 0	0 0	0 0	0 0	11 0	0
LOTTERY VIOLATION	1 0	3 0	1 0	0 0	5 0	4 0	5 0	2 0	0 0	11 0	16 0	0
BOARDING BUS W/CONCL	1 0	5 0	0 0	0 0	6 0	1 0	0 0	0 0	0 0	1 0	7 0	0
CRUELTY TO CHILDREN	20 0	478 1	266 1	2 1	766 1	19 1	386 2	97 1	0 0	502 2	1268 1	0
SEX EXPLOITATION CHI	3 0	13 0	21 0	0 0	37 0	1 0	1 0	0 0	0 0	2 0	39 0	0
ABANDONMENT OF CHILD	0 0	33 0	36 0	0 0	69 0	0 0	2 0	0 0	0 0	2 0	71 0	0
CNTRBTNG DELINQENCY	2 0	7 0	1 0	0 0	10 0	1 0	2 0	0 0	0 0	3 0	13 0	0
MISC WEAPON/EXPLOSIV	9 0	19 0	7 0	0 0	35 0	0 0	1 0	0 0	0 0	1 0	36 0	0
CARRY CONCEALED WEAP	20 0	95 0	30 0	0 0	145 0	1 0	6 0	0 0	0 0	7 0	152 0	0
CARRY PISTL WITHOUT	3 0	7 0	0 0	0 0	10 0	0 0	0 0	1 0	0 0	1 0	11 0	0
ALTER PISTL LICENSE	0 0	4 0	0 0	0 0	4 0	0 0	0 0	0 0	0 0	0 0	4 0	0
POSS OF FIREARM DUR	16 0	92 0	45 0	1 1	154 0	1 0	11 0	3 0	0 0	15 0	169 0	0
POSS OF CERTAIN WEAP	25 0	89 0	52 0	0 0	166 0	1 0	6 0	1 0	0 0	8 0	174 0	0
POSS FIREARM CONVCT	14 0	611 1	464 2	2 1	1091 1	1 0	21 0	19 0	0 0	41 0	1132 1	0
CARRYING WEAPON AT S	98 1	50 0	3 0	0 0	151 0	12 0	4 0	0 0	0 0	16 0	167 0	0
GUARD LINE WITH WEAP	2 0	2 0	0 0	0 0	4 0	1 0	1 0	1 0	0 0	3 0	7 0	0
POSS WEAPON BY PRISO	3 0	6 0	0 0	0 0	9 0	0 0	0 0	0 0	0 0	0 0	9 0	0
MISUSE FIREARM HUNTI	0 0	1 0	1 0	0 0	2 0	0 0	0 0	0 0	0 0	0 0	2 0	0

(continued)

Probationer Statistical Profile

Sample: Active & admin probationers, not in facilities  
Act probationers 08/21/2000

Requestor: Statistics

MOST SERIOUS OFFENSE by current age & sex (CONTINUED)

MOST SERIOUS OFFENSE	Men					Women					Grand Total	%				
	age 00-21	age 22-39	age 40-98	age UNKWN	Men Total	age 00-21	age 22-39	age 40-98	age UNKWN	Women Total						
MISC INVASION OF PRI	0	0	1	0	1	0	0	0	0	2	0	0	0	0	4	0
EAVESDROP & SURVEILL	0	0	6	0	7	1	1	14	0	0	0	0	1	0	15	0
PEEPING TOM	6	0	86	0	37	0	0	129	0	0	0	0	0	0	129	0
P/S/D OF EAVESDROP D	0	0	5	0	0	0	0	5	0	0	0	0	0	0	5	0
RACKETEERING	0	0	4	0	17	0	0	21	0	1	0	4	0	2	7	0
S/D NARCOTICS, OPIAT	39	0	412	1	218	1	1	670	1	0	0	88	0	57	145	1
S/D DEP,STIM,CNTRF D	21	0	240	0	106	0	1	368	0	2	0	29	0	29	62	0
SALE-DIST OF LSD	5	0	24	0	1	0	0	30	0	2	0	0	0	0	2	0
SALE/DIST OF MARIJUA	252	2	1188	2	343	1	0	1783	2	20	1	173	1	88	281	1
S/D OF ALCOHOLIC IN	0	0	3	0	3	0	0	6	0	0	0	0	0	1	1	0
POSS NARCOTICS, OPIA	84	1	580	1	319	1	2	985	1	13	0	167	1	83	264	1
POSS DEP,STIM,CNTRF	44	0	502	1	244	1	0	790	1	6	0	178	1	61	245	1
POSS OF L.S.D.	23	0	77	0	4	0	0	104	0	4	0	13	0	3	20	0
POSS OF MARIJUANA	253	2	1193	2	353	1	3	1802	2	21	1	206	1	108	335	1
ILLEGAL POSS/MANF LI	1	0	3	0	6	0	0	10	0	0	0	1	0	0	1	0
ILLEGAL ATTM TO OBT	4	0	54	0	50	0	0	108	0	0	0	111	1	75	186	1
VIOLATE GA CNTRL SBS	1552	11	9591	16	4135	15	25	15303	15	173	6	2357	13	1138	3673	13
VIOLATE DNGROUS DRGS	9	0	45	0	14	0	0	68	0	1	0	19	0	9	29	0
UNLWFL MFG/DEL/DIST	11	0	41	0	31	0	0	83	0	1	0	4	0	3	8	0
FURNISH LIQUOR TO MI	1	0	1	0	0	0	0	2	0	0	0	0	0	0	0	0
POSS DRUG RELATED MA	7	0	21	0	8	0	0	36	0	2	0	8	0	3	13	0
SALE/DIST CONT SUB P	10	0	50	0	15	0	0	75	0	1	0	10	0	4	15	0
SALE/DIST CONT SUB S	10	0	24	0	5	0	0	39	0	0	0	1	0	0	1	0
SALE/DISTRIBUTION CO	300	2	1565	3	541	2	5	2411	2	14	0	260	1	117	393	1
POSSESSION OF COCAIN	672	5	3727	6	1667	6	14	6080	6	66	2	827	5	416	1311	5
CRMNL ATPT VIOL SUBS	13	0	219	0	165	1	1	398	0	6	0	83	0	70	160	1
MISC. DRUGS TRAFFICK	2	0	36	0	16	0	0	54	0	1	0	11	0	4	17	0
COCAINE LESS 200 GRAM	18	0	247	0	158	1	0	423	0	2	0	51	0	47	100	0
COCAINE 201-400 GRAM	1	0	26	0	26	0	0	53	0	0	0	6	0	3	9	0
COCAINE 401 OR MORE	0	0	7	0	12	0	0	19	0	0	0	1	0	2	3	0
NARCOTICS LESS 14 GR	0	0	1	0	2	0	0	3	0	1	0	0	0	0	1	0
NARCOTICS 15-28 GRAM	0	0	2	0	0	0	0	2	0	0	0	1	0	0	1	0
NARCOTICS 29 MORE GR	0	0	2	0	1	0	0	3	0	0	0	0	0	1	1	0
MARIJUANA 101-2000 P	0	0	15	0	15	0	0	30	0	0	0	5	0	2	7	0
MARIJUANA 2001-10000	0	0	2	0	0	0	0	2	0	0	0	0	0	0	0	0

(continued)

Probationer Statistical Profile

Sample: Active & admin probationers, not in facilities  
Act probationers 08/21/2000

Requestor: Statistics

MOST SERIOUS OFFENSE by current age & sex (CONTINUED)

MOST SERIOUS OFFENSE	Men						Women						Grand Total	%
	age 00-21	age 22-39	age 40-98	age UNKWN	Men Total	Men %	age 00-21	age 22-39	age 40-98	age UNKWN	Women Total	Women %		
MARIJUANA 10001 LBS	1 0	1 0	2 0	0 0	4 0	0 0	1 0	0 0	0 0	1 0	5 0	0 0		
TRFFKNG METHAQUALONE	0 0	4 0	5 0	0 0	9 0	0 0	1 0	1 0	0 0	2 0	11 0	0 0		
TRFFKNG MTHAQUALONE>	0 0	3 0	2 0	0 0	5 0	0 0	1 0	0 0	0 0	1 0	6 0	0 0		
AMPHETAMINE 28-199 G	2 0	15 0	4 0	0 0	21 0	0 0	1 0	1 0	0 0	2 0	23 0	0 0		
AMPHETAMINE 200-399	0 0	2 0	2 0	0 0	4 0	0 0	2 0	0 0	0 0	2 0	6 0	0 0		
AMPHETAMINE 400+ GRA	0 0	0 0	0 0	0 0	0 0	0 0	1 0	0 0	0 0	1 0	1 0	0 0		
TRANSACTIONS DRUG OB	0 0	1 0	0 0	0 0	1 0	0 0	1 0	0 0	0 0	1 0	2 0	0 0		
TRANSACTIONS CNTRFT	0 0	5 0	0 0	0 0	5 0	0 0	0 0	1 0	0 0	1 0	6 0	0 0		
USE COMM FACLT Y VIO	0 0	7 0	3 0	0 0	10 0	1 0	3 0	2 0	0 0	6 0	16 0	0 0		
ATT/CONSPRCY COMMT C	0 0	29 0	13 0	0 0	42 0	2 0	13 0	10 0	0 0	25 0	67 0	0 0		
UNATHZD DIST CONTRLL	0 0	4 0	2 0	0 0	6 0	0 0	2 0	2 0	0 0	4 0	10 0	0 0		
ILLGL DIST CONTRLLD	1 0	9 0	5 0	0 0	15 0	0 0	3 0	1 0	0 0	4 0	19 0	0 0		
VIOL MOTOR VEHICLE L	17 0	132 0	99 0	1 1	249 0	0 0	24 0	14 0	0 0	38 0	287 0	0 0		
ALTER CAR TITLE	0 0	3 0	5 0	0 0	8 0	0 0	0 0	0 0	0 0	0 0	8 0	0 0		
DRVNG HABTL VIOLATOR	4 0	1921 3	1881 7	7 4	3813 4	0 0	162 1	136 2	0 0	298 1	4111 3	0 0		
HABIT TRAF VOIL/IMPA	0 0	204 0	204 1	3 2	411 0	0 0	17 0	32 0	0 0	49 0	460 0	0 0		
HABIT TRAF VIOL/OTHE	0 0	216 0	180 1	2 1	398 0	0 0	16 0	16 0	0 0	32 0	430 0	0 0		
SELL UNSTAMPED CIG/C	0 0	0 0	2 0	0 0	2 0	0 0	0 0	0 0	0 0	0 0	2 0	0 0		
COUNTERFEIT STAMPS	0 0	0 0	1 0	0 0	1 0	0 0	1 0	0 0	0 0	1 0	2 0	0 0		
DSTL ALCOHOL BEVERAG	0 0	0 0	2 0	0 0	2 0	0 0	0 0	1 0	0 0	1 0	3 0	0 0		
POSS UNAUTHORIZED ST	0 0	0 0	1 0	0 0	1 0	0 0	1 0	0 0	0 0	1 0	2 0	0 0		
POSS CONTRABAND ARTI	1 0	4 0	2 0	0 0	7 0	0 0	2 0	1 0	0 0	3 0	10 0	0 0		
TRNSPRT CONTRABAND A	0 0	0 0	0 0	0 0	0 0	0 0	1 0	0 0	0 0	1 0	1 0	0 0		
MISC. MRALS/PBLIC H/	0 0	2 0	1 0	0 0	3 0	0 0	0 0	1 0	0 0	1 0	4 0	0 0		
VIOLATN GAME AND FIS	1 0	2 0	0 0	0 0	3 0	0 0	0 0	0 0	0 0	0 0	3 0	0 0		
MISC CORRECTIONL INS	1 0	15 0	1 0	0 0	17 0	0 0	6 0	1 0	0 0	7 0	24 0	0 0		
VIOLATION OTHR STATE	30 0	179 0	88 0	0 0	297 0	5 0	65 0	29 0	0 0	99 0	396 0	0 0		
CONSPIRACY	18 0	32 0	11 0	1 1	62 0	4 0	30 0	8 0	0 0	42 0	104 0	0 0		
INTERMARRIAGE CLOSE	0 0	1 0	0 0	0 0	1 0	0 0	0 0	0 0	0 0	0 0	1 0	0 0		
CRIMINAL ATTEMPT	52 0	216 0	124 0	0 0	392 0	7 0	77 0	33 0	1 4	118 0	510 0	0 0		
AIRCRAFT HIJACKING	0 0	2 0	0 0	0 0	2 0	0 0	0 0	0 0	0 0	0 0	2 0	0 0		
UNAUTH DIST RECRD DE	0 0	3 0	4 0	0 0	7 0	0 0	0 0	0 0	0 0	0 0	7 0	0 0		
NONPYMT AGR NVL STOR	0 0	0 0	1 0	0 0	1 0	0 0	0 0	0 0	0 0	0 0	1 0	0 0		
CRIMINAL SOLICITATIO	1 0	26 0	21 0	0 0	48 0	2 0	13 0	6 0	0 0	21 0	69 0	0 0		
PARTY TO A CRIME	3 0	8 0	1 0	0 0	12 0	1 0	8 0	2 0	0 0	11 0	23 0	0 0		

(continued)



Probationer Statistical Profile

Sample: Active & admin probationers, not in facilities  
Act probationers 08/21/2000

Requestor: Statistics

MOST SERIOUS OFFENSE by current age & sex (CONTINUED)

MOST SERIOUS OFFENSE	M e n				W o m e n				Grand Total %		
	age 00-21 %	age 22-39 %	age 40-98 %	age UNKWN %	Men Total %	age 00-21 %	age 22-39 %	age 40-98 %		age UNKWN %	Women Total %
CRIMINAL TRESPASSING	14 0	16 0	6 0	0 0	36 0	2 0	1 0	2 0	0 0	5 0	41 0
GANG PARTICIPATION	91 1	782 1	404 1	2 1	1279 1	19 1	174 1	83 1	0 0	276 1	1555 1
Total reported	13958	63611	28728	194	106491	3005	18268	7322	26	28621	135112
Percent Reported	100.6	101.2	101.4	101.0	101.2	100.6	101.0	101.1	100.0	101.0	101.2
NOT REPORTED	174	1390	682	3	2249	40	343	133	1	517	2766
Total	13868	62835	28328	192	105223	2987	18096	7239	26	28348	133571

Probationer Statistical Profile

Sample: Active & admin probationers, not in facilities  
Act probationers 08/21/2000

Requestor: Statistics

MOST SERIOUS CRIME TYPE by current age & sex

CRIME TYPE	Men					Women					Grand Total	%
	age 00-21	age 22-39	age 40-98	age UNKWN	Men Total	age 00-21	age 22-39	age 40-98	age UNKWN	Women Total		
VIOL/PERSN	1580	9387	4632	40	15639	340	2002	740	1	3083	18722	14
NVIOL/PERS	165	286	182	1	634	24	40	8	0	72	706	1
PROPERTY	6018	20097	6943	37	33095	1827	9242	3159	7	14235	47330	35
DRUG SALES	675	3979	1537	7	6198	47	672	376	5	1100	7298	5
DRUG POSSN	3157	16690	7091	46	26984	383	4148	2020	9	6560	33544	25
ALCOHOL	79	47	32	0	158	11	10	7	0	28	186	0
HABIT/DUI	584	5460	3853	33	9930	108	798	471	1	1378	11308	8
SEX OFFEND	477	2071	2025	11	4584	13	103	35	0	151	4735	4
OTHER	1133	4818	2033	17	8001	234	1081	423	3	1741	9742	7
Total reported	13868	62835	28328	192	105223	2987	18096	7239	26	28348	133571	
Percent Reported	100.0	100.0	100.0	100.0	100.0	100.0	100.0	100.0	100.0	100.0	100.0	100.0
NOT REPORTED	0	0	0	0	0	0	0	0	0	0	0	0
Total	13868	62835	28328	192	105223	2987	18096	7239	26	28348	133571	