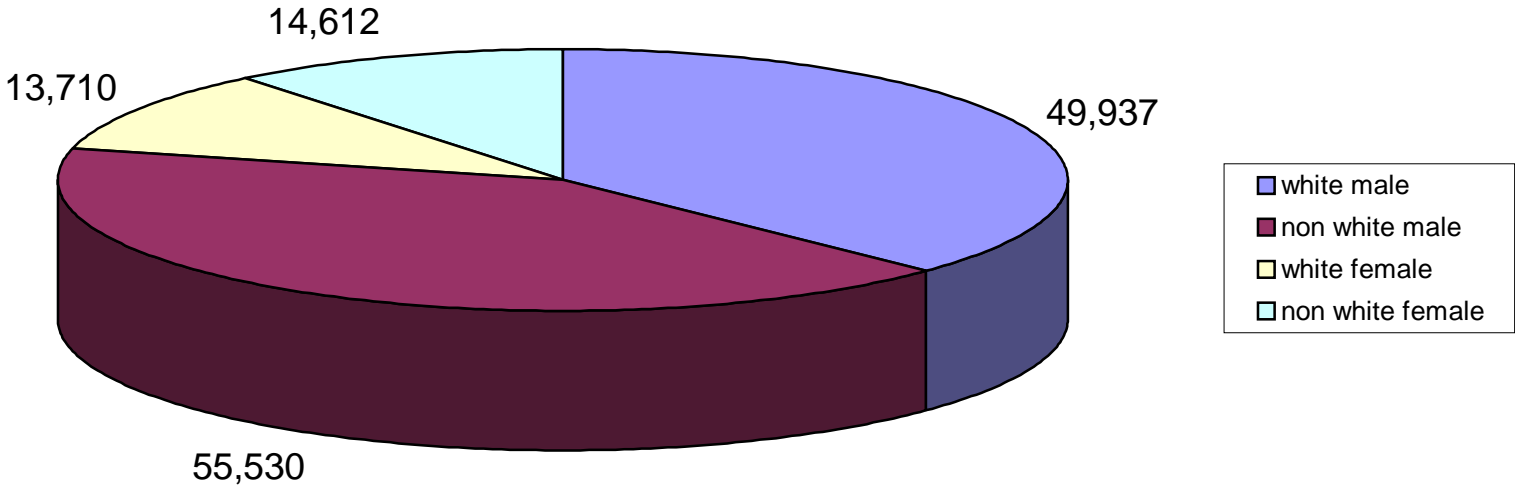
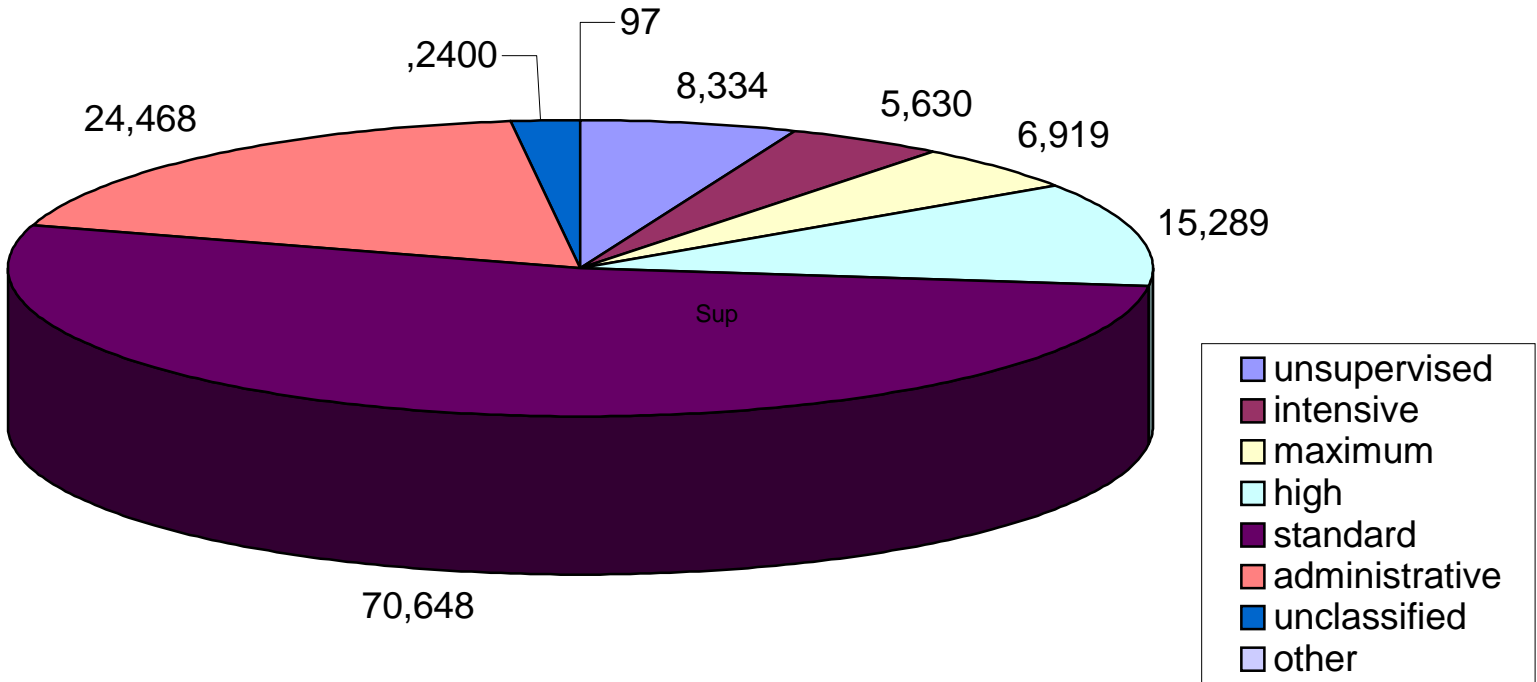


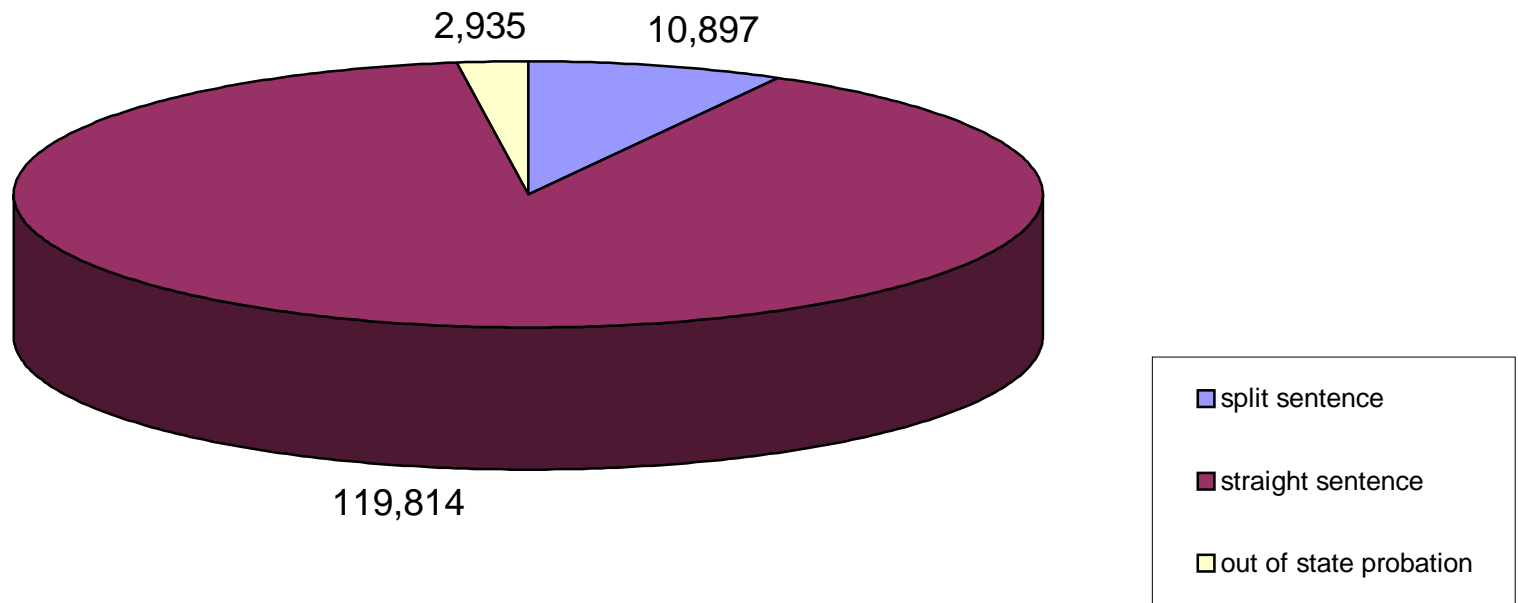
Active Probationers By Race & Gender



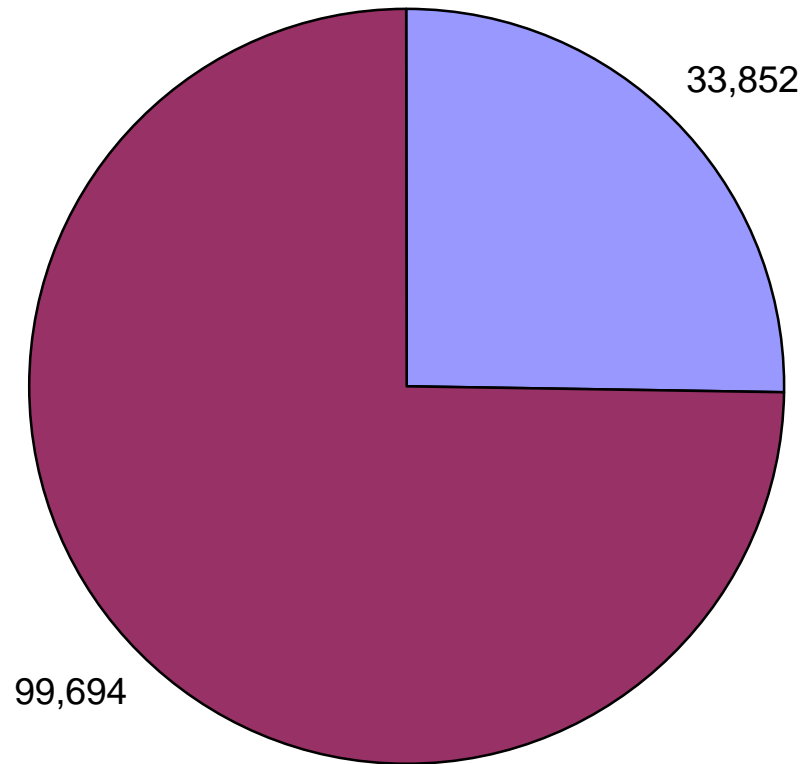
Active Probationers By Current Supervision Type



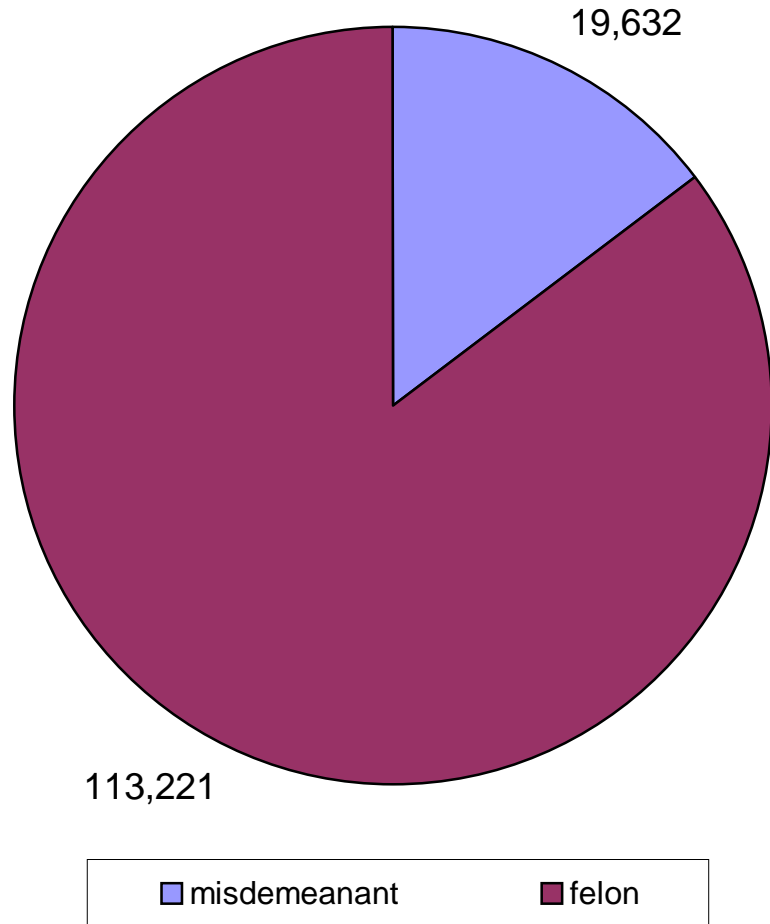
Active Probationers By Case Type



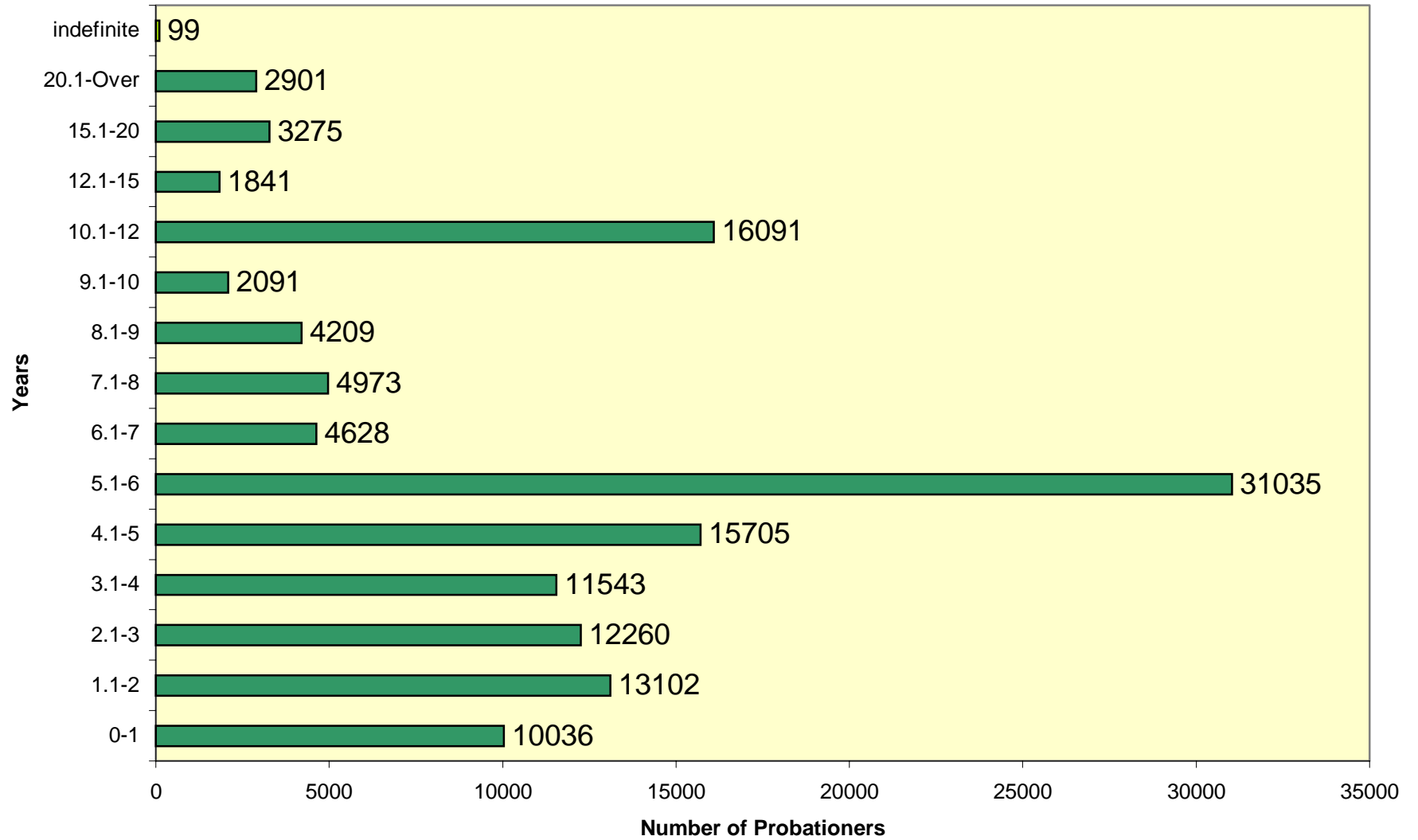
Active Probationers By First Offender Status



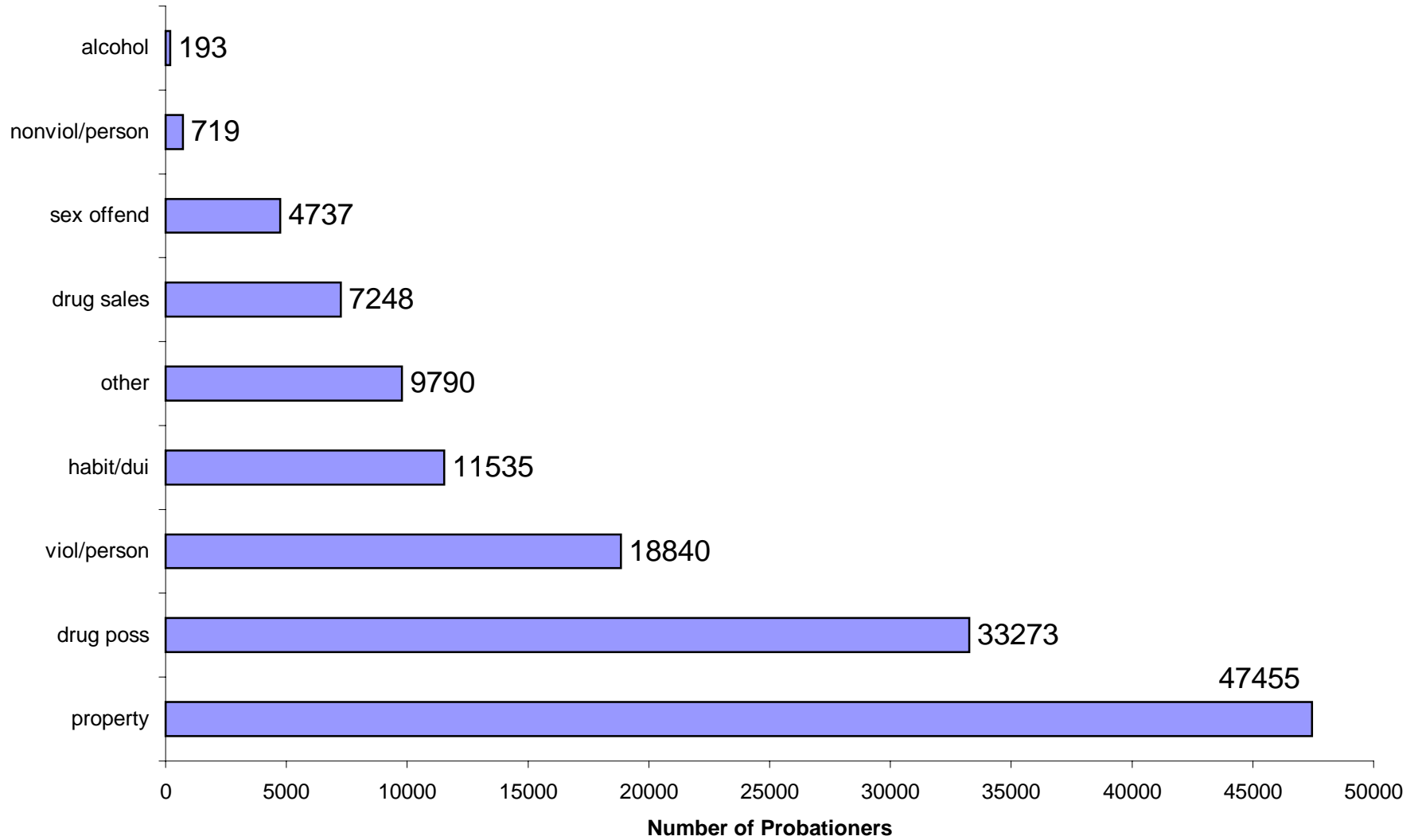
Active Probationer By Sentence Type



Active Probationers By Sentence Length



Active Probationers by Crime Type



Probationer Statistical Profile

Table of contents for Active & admin probationers, not in facilities

Title	Page
-----	----
RACE AND SEX	2
CURRENT SUPERVISION TYPE	3
ORIGINAL SUPERVISION TYPE	4
TOTAL RISK SCORE	5
TOTAL NEED SCORE	6
COUNTY OF CONVICTION	7
CIRCUIT OF CONVICTION	12
CIRCUIT OF CURRENT SUPERVISION	14
SENTENCE LENGTH	16
TIME SERVED	17
TIME LEFT TO SERVE	18
CASE TYPE	19
RELEASE TYPE	20
FIRST OFFENDER STATUS	21
TYPE PROBATIONER	22
MOST SERIOUS CRIME BY GROUP	23
MOST SERIOUS OFFENSE	24
MOST SERIOUS CRIME TYPE	35

Probationer Statistical Profile

Sample: Active & admin probationers, not in facilities Requestor: Statistics
 Act probationers 07/17/2000

RACE AND SEX by current age & sex

RACE AND SEX	Men					Women					Grand Total %
	age 00-21 %	age 22-39 %	age 40-98 %	age UNKWN %	Men Total %	age 00-21 %	age 22-39 %	age 40-98 %	age UNKWN %	Women Total %	
WHITE MALE	6566 46	28999 46	14239 50	133 68	49937 47	0 0	0 0	0 0	0 0	0 0	49937 37
NON WHITE MALE	7585 54	33829 54	14052 50	64 32	55530 53	0 0	0 0	0 0	0 0	0 0	55530 42
WHITE FEMALE	0 0	0 0	0 0	0 0	0 0	1445 47	8495 47	3752 52	18 64	13710 48	13710 10
NON WHITE FEMALE	0 0	0 0	0 0	0 0	0 0	1604 53	9586 53	3412 48	10 36	14612 52	14612 11
Total reported	14151	62828	28291	197	105467	3049	18081	7164	28	28322	133789
Percent Reported	100.0	100.0	100.0	100.0	100.0	100.0	100.0	100.0	100.0	100.0	100.0
NOT REPORTED	0	0	1	0	1	0	0	0	0	0	1
Total	14151	62828	28292	197	105468	3049	18081	7164	28	28322	133790
AVERAGE W-AGE	19.75	29.89	47.50	***	33.26	19.78	30.50	46.17	***	33.31	33.27

*** Average age excludes missing dates of birth

Probationer Statistical Profile

Sample: Active & admin probationers, not in facilities
Act probationers 07/17/2000

Requestor: Statistics

CURRENT SUPERVISION TYPE by current age & sex

SUPERVISION TYPE	Men				Women				Grand Total	%
	age 00-21	age 22-39	age 40-98	age UNKWN	age 00-21	age 22-39	age 40-98	age UNKWN		
UNSUPERVISED	304	4114	2245	6	71	1042	551	1	1665	8334
WARRANT	0	1	0	0	0	0	0	0	0	1
BC AFTERCARE	0	0	0	0	0	0	0	0	0	0
HOME CONFINEMENT	2	1	0	0	0	2	0	0	2	5
INTENSIVE	984	2727	851	12	112	737	204	3	1056	5630
MAXIMUM	678	3701	1699	14	72	563	192	0	827	6919
HIGH	1700	7823	3493	19	201	1521	531	1	2254	15289
MEDIUM	0	0	0	0	0	0	0	0	0	0
STANDARD	8669	30852	13363	121	2288	11109	4224	22	17643	70648
ADMINISTRATIVE	1597	12378	6027	24	282	2815	1344	1	4442	24468
FINANCIAL	1	21	68	0	0	1	0	0	1	91
OBSOLETE CODES	0	0	0	0	0	0	0	0	0	0
UNCLASSIFIED	215	1207	546	1	23	291	117	0	431	2400
Total reported	14150	62825	28292	197	3049	18081	7163	28	28321	133785
Percent Reported	100.0	100.0	100.0	100.0	100.0	100.0	100.0	100.0	100.0	100.0
NOT REPORTED	1	3	0	0	0	0	1	0	1	5
Total	14151	62828	28292	197	3049	18081	7164	28	28322	133790

* NOTE: IN MARCH, 1994 COMMUNITY CORRECTIONS REDEFINED THEIR TYPES. MEDIMUM AND MINIMUM WERE COLLAPSED INTO STANDARD AND MAXIMUM WAS COMBINED WITH HIGH

Probationer Statistical Profile

Sample: Active & admin probationers, not in facilities
Act probationers 07/17/2000

Requestor: Statistics

ORIGINAL SUPERVISION TYPE by current age & sex

SUPERVISION TYPE	Men				Women				Grand Total	%												
	age 00-21	age 22-39	age 40-98	age UNKWN	Men Total	age 00-21	age 22-39	age 40-98			age UNKWN	Women Total										
UNSUPERVISED	0	0	4	0	7	0	0	0	0	11	0	0	0	0	0	0	0	0	0	11	0	
WARRANT	0	0	2	0	2	0	0	0	0	4	0	0	0	0	0	0	0	0	0	4	0	
BC AFTERCARE	0	0	71	0	1	0	0	0	0	72	0	0	0	0	0	0	0	0	0	72	0	
HOME CONFINEMENT	3	0	24	0	6	0	0	0	0	33	0	0	0	4	0	2	0	0	6	39	0	
INTENSIVE	1290	9	5038	8	1990	7	25	13	8343	8	137	4	1303	7	539	8	3	11	1982	7	10325	8
MAXIMUM	632	4	4327	7	2477	9	18	9	7454	7	75	2	673	4	284	4	0	0	1032	4	8486	6
HIGH	1735	12	9958	16	4732	17	22	11	16447	16	231	8	2101	12	873	12	2	7	3207	11	19654	15
MEDIUM	2	0	724	1	495	2	0	0	1221	1	0	0	196	1	178	2	0	0	374	1	1595	1
STANDARD	9257	65	32074	51	13697	48	113	57	55141	52	2434	80	11747	65	4321	60	22	79	18524	65	73665	55
ADMINISTRATIVE	767	5	5453	9	2570	9	12	6	8802	8	127	4	1016	6	495	7	1	4	1639	6	10441	8
FINANCIAL	1	0	26	0	73	0	0	0	100	0	0	0	1	0	1	0	0	0	2	0	102	0
OBSOLETE CODES	0	0	0	0	0	0	0	0	0	0	0	0	0	0	0	0	0	0	0	0	0	0
UNCLASSIFIED	464	3	5127	8	2242	8	7	4	7840	7	45	1	1040	6	471	7	0	0	1556	5	9396	7
Total reported	14151		62828		28292		197		105468		3049		18081		7164		28		28322		133790	
Percent Reported	100.0		100.0		100.0		100.0		100.0		100.0		100.0		100.0		100.0		100.0		100.0	
NOT REPORTED	0		0		0		0		0		0		0		0		0		0		0	
Total	14151		62828		28292		197		105468		3049		18081		7164		28		28322		133790	

* NOTE: IN MARCH, 1994 COMMUNITY CORRECTIONS REDEFINED THEIR TYPES. MEDIUM AND MINIMUM WERE COLLAPSED INTO STANDARD AND MAXIMUM WAS COMBINED WITH HIGH

Probationer Statistical Profile

Sample: Active & admin probationers, not in facilities
Act probationers 07/17/2000

Requestor: Statistics

TOTAL RISK SCORE by current age & sex

SCORE	M e n					W o m e n					Grand Total %
	age 00-21 %	age 22-39 %	age 40-98 %	age UNKWN %	Men Total %	age 00-21 %	age 22-39 %	age 40-98 %	age UNKWN %	Women Total %	
< 00 (ADMIN.)	0 0	0 0	0 0	0 0	0 0	0 0	1 0	0 0	0 0	1 0	1 0
00-07 (MINIMUM)	0 0	271 0	289 1	0 0	560 1	1 0	117 1	144 2	0 0	262 1	822 1
08-14 (MEDIUM)	1 0	761 1	446 2	0 0	1208 1	0 0	207 1	151 2	0 0	358 1	1566 1
15-24 (HIGH)	2 0	1000 2	819 3	0 0	1821 2	0 0	210 1	150 2	0 0	360 1	2181 2
25 & OVER (MAXIMUM)	2 0	833 1	631 2	0 0	1466 2	2 0	88 1	65 1	0 0	155 1	1621 1
NO SCORE, DIRECT ASG	13883100	53913 95	23318 91	196100	91310 95	3018100	15968 96	5955 92	28100	24969 96	116279 95
Total reported	13888	56778	25503	196	96365	3021	16591	6465	28	26105	122470
Percent Reported	98.1	90.4	90.1	99.5	91.4	99.1	91.8	90.2	100.0	92.2	91.5
NOT REPORTED	263	6050	2789	1	9103	28	1490	699	0	2217	11320
Total	14151	62828	28292	197	105468	3049	18081	7164	28	28322	133790

* NOTE: IN MARCH, 1990 THE CATEGORIES "DIRECT ASSIGNMENT TO SUPERVISION LEVEL" AND "NEGATIVE SCORES, ADMINISTRATIVE LEVEL" WERE ADDED TO RISK & NEED

Probationer Statistical Profile

Sample: Active & admin probationers, not in facilities
Act probationers 07/17/2000

Requestor: Statistics

TOTAL NEED SCORE by current age & sex

SCORE	M e n					W o m e n					Grand Total %
	age 00-21 %	age 22-39 %	age 40-98 %	age UNKWN %	Men Total %	age 00-21 %	age 22-39 %	age 40-98 %	age UNKWN %	Women Total %	
< 00 (ADMIN.)	0 0	4 0	9 0	0 0	13 0	0 0	6 0	5 0	0 0	11 0	24 0
00-07 (MINIMUM)	1 0	559 1	428 2	0 0	988 1	1 0	154 1	123 2	0 0	278 1	1266 1
08-14 (MEDIUM)	1 0	1122 2	816 3	0 0	1939 2	1 0	219 1	181 3	0 0	401 2	2340 2
15-24 (HIGH)	3 0	1006 2	773 3	0 0	1782 2	1 0	199 1	167 3	0 0	367 1	2149 2
25 & OVER (MAXIMUM)	0 0	174 0	159 1	0 0	333 0	0 0	45 0	34 1	0 0	79 0	412 0
NO SCORE, DIRECT ASG	13883100	53913 95	23318 91	196100	91310 95	3018100	15968 96	5955 92	28100	24969 96	116279 95
Total reported	13888	56778	25503	196	96365	3021	16591	6465	28	26105	122470
Percent Reported	98.1	90.4	90.1	99.5	91.4	99.1	91.8	90.2	100.0	92.2	91.5
NOT REPORTED	263	6050	2789	1	9103	28	1490	699	0	2217	11320
Total	14151	62828	28292	197	105468	3049	18081	7164	28	28322	133790

* NOTE: IN MARCH, 1990 THE CATEGORIES "DIRECT ASSIGNMENT TO SUPERVISION LEVEL" AND "NEGATIVE SCORES, ADMINISTRATIVE LEVEL" WERE ADDED TO RISK & NEED

Probationer Statistical Profile

Sample: Active & admin probationers, not in facilities
Act probationers 07/17/2000

Requestor: Statistics

COUNTY OF CONVICTION by current age & sex

COUNTY	M e n							W o m e n							Grand Total %
	age 00-21 %	age 22-39 %	age 40-98 %	age UNKWN %	Men Total %	age 00-21 %	age 22-39 %	age 40-98 %	age UNKWN %	Women Total %					
APPLING COUNTY	43 0	130 0	72 0	0 0	245 0	4 0	28 0	18 0	0 0	50 0	295 0				
ATKINSON COUNTY	15 0	100 0	73 0	1 1	189 0	3 0	22 0	11 0	0 0	36 0	225 0				
BACON COUNTY	11 0	42 0	17 0	0 0	70 0	0 0	10 0	6 0	0 0	16 0	86 0				
BAKER COUNTY	3 0	40 0	21 0	1 1	65 0	1 0	3 0	2 0	0 0	6 0	71 0				
BALDWIN COUNTY	137 1	626 1	207 1	0 0	970 1	33 1	173 1	55 1	0 0	261 1	1231 1				
BANKS COUNTY	40 0	155 0	80 0	1 1	276 0	9 0	34 0	14 0	0 0	57 0	333 0				
BARROW COUNTY	86 1	425 1	208 1	1 1	720 1	22 1	121 1	48 1	0 0	191 1	911 1				
BARTOW COUNTY	167 1	954 2	447 2	2 1	1570 1	42 1	273 2	107 1	0 0	422 1	1992 1				
BEN HILL COUNTY	38 0	165 0	64 0	1 1	268 0	7 0	38 0	17 0	0 0	62 0	330 0				
BERRIEN COUNTY	24 0	153 0	83 0	1 1	261 0	6 0	38 0	16 0	0 0	60 0	321 0				
BIBB COUNTY	275 2	1528 2	714 3	4 2	2521 2	77 3	547 3	224 3	0 0	848 3	3369 3				
BLECKLEY COUNTY	46 0	146 0	48 0	0 0	240 0	6 0	33 0	13 0	0 0	52 0	292 0				
BRANTLEY COUNTY	8 0	54 0	38 0	0 0	100 0	3 0	10 0	7 0	0 0	20 0	120 0				
BROOKS COUNTY	46 0	212 0	89 0	2 1	349 0	8 0	41 0	13 0	0 0	62 0	411 0				
BRYAN COUNTY	29 0	86 0	40 0	1 1	156 0	3 0	19 0	17 0	1 4	40 0	196 0				
BULLOCH COUNTY	226 2	561 1	211 1	2 1	1000 1	60 2	182 1	54 1	0 0	296 1	1296 1				
BURKE COUNTY	33 0	123 0	54 0	0 0	210 0	4 0	26 0	9 0	0 0	39 0	249 0				
BUTTS COUNTY	42 0	158 0	72 0	0 0	272 0	4 0	31 0	13 0	0 0	48 0	320 0				
CALHOUN COUNTY	7 0	77 0	40 0	0 0	124 0	2 0	22 0	9 0	0 0	33 0	157 0				
CAMDEN COUNTY	44 0	194 0	78 0	2 1	318 0	3 0	40 0	19 0	0 0	62 0	380 0				
CANDLER COUNTY	17 0	80 0	36 0	1 1	134 0	4 0	26 0	8 0	0 0	38 0	172 0				
CARROLL COUNTY	98 1	374 1	199 1	3 2	674 1	22 1	147 1	52 1	0 0	221 1	895 1				
CATOOSA COUNTY	78 1	308 0	117 0	0 0	503 0	21 1	116 1	45 1	0 0	182 1	685 1				
CHARLTON COUNTY	12 0	55 0	28 0	0 0	95 0	0 0	9 0	2 0	0 0	11 0	106 0				
CHATHAM COUNTY	356 3	1310 2	659 2	7 4	2332 2	84 3	638 4	236 3	1 4	959 3	3291 2				
CHATTAHOOCHEE COUNTY	4 0	12 0	7 0	0 0	23 0	1 0	2 0	4 0	0 0	7 0	30 0				
CHATTOOGA COUNTY	46 0	201 0	95 0	1 1	343 0	9 0	54 0	28 0	0 0	91 0	434 0				
CHEROKEE COUNTY	218 2	719 1	319 1	5 3	1261 1	38 1	199 1	99 1	1 4	337 1	1598 1				
CLARKE COUNTY	262 2	757 1	290 1	4 2	1313 1	59 2	211 1	70 1	0 0	340 1	1653 1				
CLAY COUNTY	13 0	42 0	14 0	0 0	69 0	1 0	8 0	5 0	0 0	14 0	83 0				
CLAYTON COUNTY	295 2	839 1	378 1	1 1	1513 1	87 3	414 2	112 2	0 0	613 2	2126 2				
CLINCH COUNTY	11 0	120 0	70 0	0 0	201 0	2 0	23 0	11 0	0 0	36 0	237 0				
COBB COUNTY	1048 7	5299 8	2294 8	18 9	8659 8	288 9	1559 9	638 9	2 7	2487 9	11146 8				
COFFEE COUNTY	42 0	226 0	104 0	1 1	373 0	9 0	84 0	28 0	0 0	121 0	494 0				
COLQUITT COUNTY	133 1	559 1	223 1	3 2	918 1	18 1	102 1	55 1	1 4	176 1	1094 1				

(continued)

Probationer Statistical Profile

Sample: Active & admin probationers, not in facilities
Act probationers 07/17/2000

Requestor: Statistics

COUNTY OF CONVICTION by current age & sex (CONTINUED)

COUNTY	Men							Women							Grand Total	%						
	age 00-21	%	age 22-39	%	age 40-98	%	UNKWN	Men Total	%	age 00-21	%	age 22-39	%	age 40-98			%	UNKWN	Women Total	%		
COLUMBIA COUNTY	139	1	424	1	153	1	0	0	716	1	25	1	106	1	51	1	0	0	182	1	898	1
COOK COUNTY	32	0	287	0	135	0	0	0	454	0	6	0	69	0	32	0	0	0	107	0	561	0
COWETA COUNTY	125	1	474	1	216	1	4	2	819	1	40	1	183	1	54	1	1	4	278	1	1097	1
CRAWFORD COUNTY	18	0	59	0	18	0	0	0	95	0	2	0	10	0	6	0	0	0	18	0	113	0
CRISP COUNTY	66	0	245	0	121	0	1	1	433	0	14	0	77	0	33	0	0	0	124	0	557	0
DADE COUNTY	14	0	101	0	47	0	0	0	162	0	1	0	41	0	10	0	0	0	52	0	214	0
DAWSON COUNTY	13	0	56	0	43	0	0	0	112	0	1	0	20	0	6	0	0	0	27	0	139	0
DECATUR COUNTY	57	0	319	1	163	1	1	1	540	1	8	0	100	1	38	1	0	0	146	1	686	1
DEKALB COUNTY	818	6	2729	4	1195	4	6	3	4748	5	165	5	847	5	295	4	1	4	1308	5	6056	5
DODGE COUNTY	50	0	183	0	98	0	1	1	332	0	16	1	68	0	27	0	0	0	111	0	443	0
DOOLY COUNTY	23	0	96	0	40	0	0	0	159	0	2	0	25	0	11	0	0	0	38	0	197	0
DOUGHERTY COUNTY	300	2	1984	3	857	3	2	1	3143	3	72	2	582	3	217	3	1	4	872	3	4015	3
DOUGLAS COUNTY	315	2	1510	2	760	3	2	1	2587	2	58	2	458	3	204	3	1	4	721	3	3308	2
EARLY COUNTY	42	0	151	0	69	0	2	1	264	0	5	0	47	0	22	0	0	0	74	0	338	0
ECHOLS COUNTY.	5	0	22	0	18	0	0	0	45	0	0	0	1	0	1	0	0	0	2	0	47	0
EFFINGHAM COUNTY	77	1	277	0	127	0	1	1	482	0	21	1	91	1	26	0	0	0	138	0	620	0
ELBERT COUNTY	25	0	250	0	109	0	0	0	384	0	5	0	59	0	22	0	0	0	86	0	470	0
EMANUEL COUNTY	30	0	115	0	44	0	0	0	189	0	5	0	28	0	14	0	1	4	48	0	237	0
EVANS COUNTY	15	0	46	0	20	0	0	0	81	0	4	0	14	0	3	0	0	0	21	0	102	0
FANNIN COUNTY	38	0	198	0	126	0	1	1	363	0	10	0	84	0	33	0	0	0	127	0	490	0
FAYETTE COUNTY	118	1	334	1	111	0	1	1	564	1	24	1	136	1	52	1	0	0	212	1	776	1
FLOYD COUNTY	113	1	783	1	415	1	1	1	1312	1	41	1	239	1	110	2	0	0	390	1	1702	1
FORSYTH COUNTY	71	1	348	1	174	1	2	1	595	1	15	0	102	1	48	1	1	4	166	1	761	1
FRANKLIN COUNTY	29	0	211	0	102	0	1	1	343	0	4	0	54	0	15	0	0	0	73	0	416	0
FULTON COUNTY	1069	8	5248	8	2441	9	4	2	8762	8	107	4	1112	6	512	7	2	7	1733	6	10495	8
GILMER COUNTY	67	0	296	0	161	1	1	1	525	0	15	0	97	1	58	1	0	0	170	1	695	1
GLASCOCK COUNTY	1	0	11	0	2	0	0	0	14	0	0	0	1	0	0	0	0	0	1	0	15	0
GLYNN COUNTY	215	2	801	1	379	1	3	2	1398	1	65	2	236	1	86	1	0	0	387	1	1785	1
GORDON COUNTY	69	0	568	1	265	1	1	1	903	1	19	1	195	1	67	1	0	0	281	1	1184	1
GRADY COUNTY	36	0	198	0	102	0	0	0	336	0	3	0	49	0	12	0	0	0	64	0	400	0
GREENE COUNTY	44	0	152	0	81	0	0	0	277	0	3	0	30	0	9	0	0	0	42	0	319	0
GWINNETT COUNTY	1092	8	4492	7	1687	6	14	7	7285	7	340	11	1245	7	453	6	3	11	2041	7	9326	7
HABERSHAM COUNTY	30	0	103	0	76	0	0	0	209	0	5	0	37	0	13	0	0	0	55	0	264	0
HALL COUNTY	121	1	590	1	333	1	3	2	1047	1	44	1	214	1	80	1	0	0	338	1	1385	1
HANCOCK COUNTY	21	0	61	0	29	0	0	0	111	0	2	0	9	0	4	0	0	0	15	0	126	0

(continued)

Probationer Statistical Profile

Sample: Active & admin probationers, not in facilities
Act probationers 07/17/2000

Requestor: Statistics

COUNTY OF CONVICTION by current age & sex (CONTINUED)

COUNTY	Men							Women							Grand Total	%						
	age	%	age	%	age	%	UNKWN	Men	age	%	age	%	UNKWN	Women								
HARALSON COUNTY	42	0	204	0	147	1	2	1	395	0	8	0	46	0	23	0	0	0	77	0	472	0
HARRIS COUNTY	28	0	105	0	52	0	0	0	185	0	6	0	12	0	15	0	0	0	33	0	218	0
HART COUNTY	28	0	187	0	77	0	2	1	294	0	3	0	48	0	21	0	0	0	72	0	366	0
HEARD COUNTY	21	0	49	0	37	0	0	0	107	0	2	0	19	0	7	0	0	0	28	0	135	0
HENRY COUNTY	171	1	618	1	227	1	3	2	1019	1	33	1	164	1	69	1	0	0	266	1	1285	1
HOUSTON COUNTY	166	1	618	1	218	1	1	1	1003	1	32	1	203	1	57	1	0	0	292	1	1295	1
IRWIN COUNTY	21	0	71	0	35	0	1	1	128	0	2	0	9	0	2	0	0	0	13	0	141	0
JACKSON COUNTY	60	0	256	0	148	1	0	0	464	0	6	0	100	1	36	1	1	4	143	1	607	0
JASPER COUNTY	16	0	60	0	35	0	0	0	111	0	1	0	13	0	5	0	0	0	19	0	130	0
JEFF DAVIS COUNTY	21	0	119	0	53	0	3	2	196	0	2	0	27	0	8	0	0	0	37	0	233	0
JEFFERSON COUNTY	64	0	216	0	116	0	2	1	398	0	6	0	48	0	13	0	0	0	67	0	465	0
JENKINS COUNTY	19	0	63	0	25	0	0	0	107	0	2	0	8	0	7	0	0	0	17	0	124	0
JOHNSON COUNTY	33	0	97	0	31	0	0	0	161	0	0	0	15	0	7	0	0	0	22	0	183	0
JONES COUNTY	60	0	254	0	106	0	3	2	423	0	8	0	44	0	25	0	0	0	77	0	500	0
LAMAR COUNTY	20	0	183	0	59	0	0	0	262	0	6	0	30	0	11	0	0	0	47	0	309	0
LANIER COUNTY	13	0	119	0	46	0	0	0	178	0	4	0	26	0	13	0	0	0	43	0	221	0
LAURENS COUNTY	63	0	355	1	178	1	2	1	598	1	7	0	72	0	27	0	1	4	107	0	705	1
LEE COUNTY	47	0	252	0	126	0	0	0	425	0	10	0	44	0	17	0	0	0	71	0	496	0
LIBERTY COUNTY	48	0	165	0	40	0	3	2	256	0	10	0	71	0	25	0	0	0	106	0	362	0
LINCOLN COUNTY	14	0	50	0	29	0	0	0	93	0	0	0	11	0	6	0	0	0	17	0	110	0
LONG COUNTY	10	0	36	0	19	0	1	1	66	0	1	0	8	0	4	0	0	0	13	0	79	0
LOWNDES COUNTY	246	2	912	1	331	1	2	1	1491	1	49	2	247	1	82	1	0	0	378	1	1869	1
LUMPKIN COUNTY	23	0	126	0	65	0	1	1	215	0	1	0	41	0	24	0	0	0	66	0	281	0
MACON COUNTY	28	0	187	0	125	0	0	0	340	0	4	0	49	0	19	0	0	0	72	0	412	0
MADISON COUNTY	37	0	213	0	110	0	4	2	364	0	4	0	57	0	15	0	0	0	76	0	440	0
MARION COUNTY	16	0	45	0	24	0	0	0	85	0	2	0	3	0	5	0	0	0	10	0	95	0
MCDUFFIE COUNTY	23	0	166	0	84	0	0	0	273	0	6	0	41	0	10	0	0	0	57	0	330	0
MCINTOSH COUNTY	17	0	79	0	49	0	0	0	145	0	1	0	18	0	10	0	0	0	29	0	174	0
MERIWETHER COUNTY	83	1	182	0	115	0	1	1	381	0	10	0	46	0	28	0	1	4	85	0	466	0
MILLER COUNTY	20	0	65	0	34	0	0	0	119	0	5	0	24	0	8	0	0	0	37	0	156	0
MITCHELL COUNTY	64	0	385	1	175	1	0	0	624	1	15	0	92	1	33	0	1	4	141	0	765	1
MONROE COUNTY	34	0	183	0	72	0	1	1	290	0	9	0	47	0	21	0	0	0	77	0	367	0
MONTGOMERY COUNTY	18	0	77	0	28	0	0	0	123	0	4	0	16	0	8	0	0	0	28	0	151	0
MORGAN COUNTY	31	0	193	0	72	0	1	1	297	0	6	0	23	0	13	0	0	0	42	0	339	0
MURRAY COUNTY	34	0	197	0	67	0	0	0	298	0	1	0	52	0	10	0	0	0	63	0	361	0

(continued)

Probationer Statistical Profile

Sample: Active & admin probationers, not in facilities
Act probationers 07/17/2000

Requestor: Statistics

COUNTY OF CONVICTION by current age & sex (CONTINUED)

COUNTY	Men							Women							Grand Total	%						
	age 00-21	%	age 22-39	%	age 40-98	%	UNKWN	Men Total	%	age 00-21	%	age 22-39	%	age 40-98			%	UNKWN	Women Total	%		
MUSCOGEE COUNTY	294	2	1420	2	634	2	2	1	2350	2	64	2	511	3	199	3	0	0	774	3	3124	2
NEWTON COUNTY	93	1	735	1	374	1	2	1	1204	1	22	1	204	1	76	1	1	4	303	1	1507	1
OCONEE COUNTY	22	0	84	0	38	0	0	0	144	0	5	0	21	0	4	0	0	0	30	0	174	0
OGLETHORPE COUNTY	24	0	112	0	58	0	0	0	194	0	2	0	16	0	13	0	0	0	31	0	225	0
PAULDING COUNTY	129	1	435	1	233	1	5	3	802	1	18	1	93	1	43	1	0	0	154	1	956	1
PEACH COUNTY	20	0	161	0	70	0	0	0	251	0	2	0	30	0	19	0	0	0	51	0	302	0
PICKENS COUNTY	49	0	194	0	105	0	1	1	349	0	6	0	68	0	25	0	0	0	99	0	448	0
PIERCE COUNTY	11	0	59	0	25	0	0	0	95	0	3	0	17	0	4	0	0	0	24	0	119	0
PIKE COUNTY	17	0	48	0	36	0	1	1	102	0	2	0	13	0	4	0	0	0	19	0	121	0
POLK COUNTY	39	0	341	1	177	1	4	2	561	1	2	0	73	0	35	0	0	0	110	0	671	1
PULASKI COUNTY	23	0	80	0	40	0	0	0	143	0	6	0	22	0	10	0	1	4	39	0	182	0
PUTNAM COUNTY	50	0	337	1	145	1	1	1	533	1	10	0	60	0	30	0	0	0	100	0	633	0
QUITMAN COUNTY	5	0	15	0	4	0	0	0	24	0	0	0	1	0	3	0	0	0	4	0	28	0
RABUN COUNTY	35	0	111	0	47	0	1	1	194	0	1	0	14	0	10	0	0	0	25	0	219	0
RANDOLPH COUNTY	20	0	81	0	29	0	0	0	130	0	4	0	21	0	11	0	0	0	36	0	166	0
RICHMOND COUNTY	283	2	1305	2	634	2	1	1	2223	2	88	3	442	2	198	3	0	0	728	3	2951	2
ROCKDALE COUNTY	98	1	377	1	148	1	1	1	624	1	19	1	115	1	56	1	0	0	190	1	814	1
SCHLEY COUNTY	17	0	76	0	29	0	0	0	122	0	0	0	17	0	5	0	0	0	22	0	144	0
SCREVEN COUNTY	60	0	198	0	107	0	1	1	366	0	9	0	70	0	34	0	0	0	113	0	479	0
SEMINOLE COUNTY	31	0	110	0	58	0	1	1	200	0	5	0	28	0	11	0	0	0	44	0	244	0
SPALDING COUNTY	199	1	565	1	282	1	5	3	1051	1	63	2	213	1	75	1	0	0	351	1	1402	1
STEPHENS COUNTY	32	0	148	0	77	0	1	1	258	0	6	0	40	0	13	0	0	0	59	0	317	0
STEWART COUNTY	20	0	97	0	63	0	0	0	180	0	3	0	13	0	11	0	0	0	27	0	207	0
SUMTER COUNTY	178	1	737	1	356	1	2	1	1273	1	32	1	209	1	94	1	0	0	335	1	1608	1
TALBOT COUNTY	10	0	31	0	12	0	0	0	53	0	0	0	3	0	3	0	0	0	6	0	59	0
TALIAFERRO COUNTY	1	0	8	0	5	0	0	0	14	0	0	0	1	0	1	0	0	0	2	0	16	0
TATNALL COUNTY	16	0	101	0	50	0	1	1	168	0	1	0	20	0	10	0	0	0	31	0	199	0
TAYLOR COUNTY	11	0	53	0	23	0	0	0	87	0	2	0	6	0	0	0	0	0	8	0	95	0
TELFAIR COUNTY	36	0	150	0	64	0	0	0	250	0	7	0	32	0	19	0	0	0	58	0	308	0
TERRELL COUNTY	41	0	160	0	51	0	1	1	253	0	7	0	40	0	14	0	0	0	61	0	314	0
THOMAS COUNTY	152	1	607	1	235	1	1	1	995	1	23	1	137	1	47	1	0	0	207	1	1202	1
TIFT COUNTY	97	1	432	1	181	1	1	1	711	1	17	1	119	1	39	1	1	4	176	1	887	1
TOOMBS COUNTY	85	1	290	0	145	1	3	2	523	0	39	1	111	1	54	1	0	0	204	1	727	1
TOWNS COUNTY	11	0	51	0	19	0	0	0	81	0	2	0	12	0	4	0	0	0	18	0	99	0
TREUTLEN COUNTY	13	0	80	0	39	0	2	1	134	0	1	0	11	0	9	0	0	0	21	0	155	0

(continued)

Probationer Statistical Profile

Sample: Active & admin probationers, not in facilities
Act probationers 07/17/2000

Requestor: Statistics

COUNTY OF CONVICTION by current age & sex (CONTINUED)

COUNTY	Men						Women						Grand Total %
	age 00-21 %	age 22-39 %	age 40-98 %	age UNKWN %	Men Total %	age 00-21 %	age 22-39 %	age 40-98 %	age UNKWN %	Women Total %			
TROUP COUNTY	117 1	431 1	199 1	1 1	748 1	44 1	163 1	70 1	0 0	277 1	1025 1		
TURNER COUNTY	19 0	98 0	37 0	0 0	154 0	3 0	17 0	8 0	0 0	28 0	182 0		
TWIGGS COUNTY	11 0	82 0	34 0	1 1	128 0	1 0	16 0	9 0	0 0	26 0	154 0		
UNION COUNTY	18 0	73 0	35 0	0 0	126 0	3 0	19 0	9 0	0 0	31 0	157 0		
UPSON COUNTY	56 0	164 0	62 0	1 1	283 0	12 0	53 0	27 0	3 11	95 0	378 0		
WALKER COUNTY	65 0	369 1	166 1	1 1	601 1	13 0	105 1	34 0	0 0	152 1	753 1		
WALTON COUNTY	83 1	620 1	299 1	1 1	1003 1	17 1	141 1	50 1	0 0	208 1	1211 1		
WARE COUNTY	56 0	255 0	116 0	0 0	427 0	17 1	85 0	31 0	0 0	133 0	560 0		
WARREN COUNTY	15 0	45 0	24 0	1 1	85 0	0 0	6 0	2 0	0 0	8 0	93 0		
WASHINGTON COUNTY	57 0	218 0	110 0	1 1	386 0	12 0	74 0	36 1	0 0	122 0	508 0		
WAYNE COUNTY	29 0	147 0	77 0	0 0	253 0	2 0	42 0	23 0	0 0	67 0	320 0		
WEBSTER COUNTY	6 0	37 0	28 0	0 0	71 0	0 0	5 0	0 0	0 0	5 0	76 0		
WHEELER COUNTY	6 0	46 0	25 0	0 0	77 0	2 0	10 0	9 0	0 0	21 0	98 0		
WHITE COUNTY	12 0	110 0	65 0	0 0	187 0	3 0	37 0	14 0	0 0	54 0	241 0		
WHITFIELD COUNTY	183 1	794 1	314 1	0 0	1291 1	43 1	255 1	87 1	1 4	386 1	1677 1		
WILCOX COUNTY	11 0	56 0	17 0	2 1	86 0	1 0	7 0	1 0	0 0	9 0	95 0		
WILKES COUNTY	16 0	84 0	45 0	0 0	145 0	2 0	14 0	5 0	0 0	21 0	166 0		
WILKINSON COUNTY	20 0	85 0	33 0	1 1	139 0	2 0	19 0	9 0	0 0	30 0	169 0		
WORTH COUNTY	33 0	212 0	94 0	0 0	339 0	8 0	43 0	25 0	0 0	76 0	415 0		
OUT OF STATE	225 2	1466 2	555 2	1 1	2247 2	40 1	443 2	157 2	0 0	640 2	2887 2		
Total reported	14150	62820	28289	197	105456	3049	18080	7162	28	28319	133775		
Percent Reported	100.0	100.0	100.0	100.0	100.0	100.0	100.0	100.0	100.0	100.0	100.0		
NOT REPORTED	1	8	3	0	12	0	1	2	0	3	15		
Total	14151	62828	28292	197	105468	3049	18081	7164	28	28322	133790		

Probationer Statistical Profile

Sample: Active & admin probationers, not in facilities
Act probationers 07/17/2000

Requestor: Statistics

CIRCUIT OF CONVICTION by current age & sex

CIRCUIT	Men							Women							Grand Total	%						
	age 00-21	age 22-39	%	age 40-98	%	UNKWN	%	Men Total	%	age 00-21	age 22-39	%	age 40-98	%			UNKWN	%	Women Total	%		
ALAPAHA CIRCUIT	95	1	779	1	407	1	2	1	1283	1	21	1	178	1	83	1	0	0	282	1	1565	1
ALCOVY CIRCUIT	176	1	1355	2	673	2	3	2	2207	2	39	1	345	2	126	2	1	4	511	2	2718	2
ATLANTA CIRCUIT	1069	8	5248	8	2441	9	4	2	8762	8	107	4	1112	6	512	7	2	7	1733	6	10495	8
ATLANTIC CIRCUIT	135	1	513	1	218	1	6	3	872	1	20	1	150	1	69	1	1	4	240	1	1112	1
AUGUSTA CIRCUIT	455	3	1852	3	841	3	1	1	3149	3	117	4	574	3	258	4	0	0	949	3	4098	3
BLUE RIDGE CIRCUIT	218	2	719	1	319	1	5	3	1261	1	38	1	199	1	99	1	1	4	337	1	1598	1
BRUNSWICK CIRCUIT	352	3	1391	2	659	2	8	4	2410	2	76	3	373	2	154	2	0	0	603	2	3013	2
CHATTAHOOCHEE CIRCUIT	363	3	1666	3	752	3	2	1	2783	3	75	2	537	3	226	3	0	0	838	3	3621	3
CHEROKEE CIRCUIT	236	2	1522	2	712	3	3	2	2473	2	61	2	468	3	174	2	0	0	703	2	3176	2
CLAYTON CIRCUIT	295	2	838	1	377	1	1	1	1511	1	87	3	413	2	112	2	0	0	612	2	2123	2
COBB CIRCUIT	1048	7	5299	8	2294	8	18	9	8659	8	288	10	1559	9	638	9	2	7	2487	9	11146	8
CONASAUGA CIRCUIT	217	2	991	2	381	1	0	0	1589	2	44	1	307	2	97	1	1	4	449	2	2038	2
CORDELE CIRCUIT	138	1	562	1	242	1	4	2	946	1	24	1	147	1	62	1	0	0	233	1	1179	1
COWETA CIRCUIT	444	3	1510	2	766	3	9	5	2729	3	118	4	558	3	211	3	2	7	889	3	3618	3
DOUGHERTY CIRCUIT	300	2	1984	3	857	3	2	1	3143	3	72	2	582	3	217	3	1	4	872	3	4015	3
DUBLIN CIRCUIT	120	1	614	1	282	1	5	3	1021	1	9	0	114	1	52	1	1	4	176	1	1197	1
EASTERN CIRCUIT	356	3	1310	2	659	2	7	4	2332	2	84	3	638	4	236	3	1	4	959	3	3291	2
FLINT CIRCUIT	147	1	869	1	337	1	3	2	1356	1	27	1	204	1	93	1	0	0	324	1	1680	1
GRIFFIN CIRCUIT	390	3	1111	2	491	2	8	4	2000	2	101	3	415	2	158	2	3	11	677	2	2677	2
GWINNETT CIRCUIT	1092	8	4492	7	1687	6	14	7	7285	7	340	11	1245	7	453	6	3	11	2041	7	9326	7
HOUSTON CIRCUIT	166	1	618	1	218	1	1	1	1003	1	32	1	203	1	57	1	0	0	292	1	1295	1
LOOKOUT MOUNTAIN CIR	203	1	979	2	425	2	2	1	1609	2	44	1	316	2	117	2	0	0	477	2	2086	2
MACON CIRCUIT	313	2	1748	3	802	3	4	2	2867	3	81	3	587	3	249	3	0	0	917	3	3784	3
MIDDLE CIRCUIT	253	2	919	1	451	2	7	4	1630	2	66	2	287	2	125	2	1	4	479	2	2109	2
MOUNTAIN CIRCUIT	97	1	362	1	200	1	2	1	661	1	12	0	91	1	36	1	0	0	139	0	800	1
NORTHEASTERN CIRCUIT	134	1	646	1	376	1	3	2	1159	1	45	1	234	1	86	1	0	0	365	1	1524	1
NORTHERN CIRCUIT	143	1	973	2	456	2	7	4	1579	2	18	1	234	1	86	1	0	0	338	1	1917	1
OCMULGEE CIRCUIT	379	3	1768	3	708	3	6	3	2861	3	65	2	371	2	150	2	0	0	586	2	3447	3
OCONEE CIRCUIT	179	1	682	1	303	1	1	1	1165	1	41	1	181	1	86	1	1	4	309	1	1474	1
OGEECHEE CIRCUIT	382	3	1099	2	470	2	4	2	1955	2	92	3	351	2	121	2	0	0	564	2	2519	2
PATAULA CIRCUIT	172	1	624	1	259	1	4	2	1059	1	27	1	169	1	74	1	0	0	270	1	1329	1
PIEDMONT CIRCUIT	186	1	836	1	436	2	2	1	1460	1	37	1	255	1	98	1	1	4	391	1	1851	1
ROME CIRCUIT	113	1	783	1	415	1	1	1	1312	1	41	1	239	1	110	2	0	0	390	1	1702	1
SOUTH GEORGIA CIRCUIT	167	1	1019	2	501	2	2	1	1689	2	29	1	266	1	94	1	1	4	390	1	2079	2
SOUTHERN CIRCUIT	582	4	2312	4	896	3	8	4	3798	4	98	3	528	3	198	3	1	4	825	3	4623	3

(continued)

Probationer Statistical Profile

Sample: Active & admin probationers, not in facilities
Act probationers 07/17/2000

Requestor: Statistics

CIRCUIT OF CONVICTION by current age & sex (CONTINUED)

CIRCUIT	M e n							W o m e n							Grand Total %
	age 00-21	age 22-39	age 40-98	age UNKWN	Men Total	age 00-21	age 22-39	age 40-98	age UNKWN	Women Total					
SOUTHWESTERN CIRCUIT	296	1386	727	2	2411	49	337	146	0	532	2943				
STONE MOUNTAIN CIRCU	818	2729	1195	6	4748	165	847	295	1	1308	6056				
TALLAPOOSA CIRCUIT	210	980	557	11	1758	28	212	101	0	341	2099				
TIFTON CIRCUIT	170	813	347	2	1332	30	188	74	1	293	1625				
TOOMBS CIRCUIT	70	364	189	1	624	8	74	24	0	106	730				
WAYCROSS CIRCUIT	140	691	328	1	1160	32	215	78	0	325	1485				
WESTERN CIRCUIT	284	841	328	4	1457	64	232	74	0	370	1827				
ROCKDALE CIRCUIT	98	377	148	1	624	19	115	56	0	190	814				
DOUGLAS CIRCUIT	315	1510	760	2	2587	58	458	204	1	721	3308				
APPALACHIAN CIRCUIT	154	688	392	3	1237	31	249	116	0	396	1633				
ENOTAH CIRCUIT	64	360	184	1	609	9	109	51	0	169	778				
BELL-FORSYTH CIRCUIT	71	348	174	2	595	15	102	48	1	166	761				
Total reported	13805	61080	27640	195	102720	2984	17568	6984	28	27564	130284				
Percent Reported	97.6	97.2	97.7	99.0	97.4	97.9	97.2	97.5	100.0	97.3	97.4				
TOWALIGA CIRCUIT	120	273	93	1	487	25	68	21	0	114	601				
TOWALIGA CIRCUIT	226	1475	559	1	2261	40	445	159	0	644	2905				
Total	14151	62828	28292	197	105468	3049	18081	7164	28	28322	133790				

Probationer Statistical Profile

Sample: Active & admin probationers, not in facilities
Act probationers 07/17/2000

Requestor: Statistics

CIRCUIT OF CURRENT SUPERVISION by current age & sex

CIRCUIT	Men						Women						Grand Total	%								
	age 00-21	age 22-39	age 40-98	age UNKWN	Men Total	Men %	age 00-21	age 22-39	age 40-98	age UNKWN	Women Total	Women %										
ALAPAHA CIRCUIT	109	1	782	1	398	1	2	1	1291	1	19	1	168	1	88	1	0	0	275	1	1566	1
ALCOVY CIRCUIT	173	1	1305	2	633	2	3	2	2114	2	36	1	324	2	125	2	1	4	486	2	2600	2
ATLANTA CIRCUIT	1189	9	6105	10	2746	10	4	2	10044	10	164	5	1457	8	609	9	2	7	2232	8	12276	9
ATLANTIC CIRCUIT	135	1	529	1	228	1	6	3	898	1	24	1	186	1	74	1	0	0	284	1	1182	1
AUGUSTA CIRCUIT	477	3	1971	3	891	3	2	1	3341	3	118	4	596	3	268	4	0	0	982	4	4323	3
BLUE RIDGE CIRCUIT	183	1	681	1	304	1	5	3	1173	1	36	1	196	1	89	1	2	7	323	1	1496	1
BRUNSWICK CIRCUIT	357	3	1432	2	699	3	8	4	2496	2	83	3	389	2	162	2	0	0	634	2	3130	2
CHATTAHOOCHEE CIRCUIT	361	3	1694	3	788	3	2	1	2845	3	77	3	537	3	223	3	0	0	837	3	3682	3
CHEROKEE CIRCUIT	237	2	1550	2	719	3	3	2	2509	2	61	2	480	3	173	2	0	0	714	3	3223	2
CLAYTON CIRCUIT	288	2	916	1	363	1	0	0	1567	2	69	2	401	2	123	2	1	4	594	2	2161	2
COBB CIRCUIT	1033	7	5091	8	2154	8	17	9	8295	8	258	9	1391	8	594	8	1	4	2244	8	10539	8
CONASAUGA CIRCUIT	237	2	1094	2	420	2	0	0	1751	2	46	2	322	2	101	1	1	4	470	2	2221	2
CORDELE CIRCUIT	127	1	527	1	238	1	4	2	896	1	23	1	153	1	64	1	0	0	240	1	1136	1
COWETA CIRCUIT	456	3	1570	3	792	3	9	5	2827	3	118	4	564	3	221	3	2	7	905	3	3732	3
DOUGHERTY CIRCUIT	319	2	2020	3	873	3	3	2	3215	3	69	2	584	3	215	3	1	4	869	3	4084	3
DUBLIN CIRCUIT	120	1	610	1	285	1	5	3	1020	1	9	0	129	1	53	1	1	4	192	1	1212	1
EASTERN CIRCUIT	383	3	1390	2	669	2	7	4	2449	2	83	3	635	4	232	3	1	4	951	3	3400	3
FLINT CIRCUIT	175	1	603	1	239	1	2	1	1019	1	35	1	173	1	65	1	0	0	273	1	1292	1
GRIFFIN CIRCUIT	376	3	1050	2	516	2	9	5	1951	2	103	3	368	2	130	2	3	11	604	2	2555	2
GWINNETT CIRCUIT	1125	8	4653	8	1714	6	13	7	7505	7	347	12	1299	7	484	7	3	11	2133	8	9638	7
HOUSTON CIRCUIT	157	1	610	1	224	1	1	1	992	1	31	1	191	1	57	1	0	0	279	1	1271	1
LOOKOUT MOUNTAIN CIR	198	1	992	2	438	2	2	1	1630	2	43	1	331	2	124	2	0	0	498	2	2128	2
MACON CIRCUIT	344	2	1791	3	854	3	5	3	2994	3	89	3	605	3	256	4	0	0	950	3	3944	3
MIDDLE CIRCUIT	255	2	950	2	482	2	6	3	1693	2	65	2	310	2	124	2	1	4	500	2	2193	2
MOUNTAIN CIRCUIT	96	1	391	1	214	1	2	1	703	1	17	1	106	1	51	1	0	0	174	1	877	1
NORTHEASTERN CIRCUIT	156	1	758	1	386	1	5	3	1305	1	49	2	276	2	106	2	0	0	431	2	1736	1
NORTHERN CIRCUIT	168	1	978	2	466	2	7	4	1619	2	16	1	249	1	90	1	1	4	356	1	1975	1
OCMULGEE CIRCUIT	373	3	1700	3	691	2	4	2	2768	3	67	2	376	2	151	2	0	0	594	2	3362	3
OCONEE CIRCUIT	174	1	638	1	286	1	1	1	1099	1	35	1	165	1	85	1	1	4	286	1	1385	1
OGEECHEE CIRCUIT	347	2	1047	2	473	2	4	2	1871	2	89	3	350	2	124	2	1	4	564	2	2435	2
PATAULA CIRCUIT	161	1	648	1	276	1	3	2	1088	1	27	1	171	1	74	1	0	0	272	1	1360	1
PIEDMONT CIRCUIT	165	1	825	1	429	2	1	1	1420	1	35	1	245	1	90	1	0	0	370	1	1790	1
ROME CIRCUIT	120	1	800	1	413	1	1	1	1334	1	42	1	244	1	114	2	0	0	400	1	1734	1
SOUTH GEORGIA CIRCUIT	182	1	1031	2	501	2	3	2	1717	2	33	1	281	2	103	1	1	4	418	1	2135	2
SOUTHERN CIRCUIT	559	4	2324	4	922	3	7	4	3812	4	96	3	530	3	196	3	1	4	823	3	4635	4
SOUTHWESTERN CIRCUIT	293	2	1346	2	692	2	2	1	2333	2	49	2	327	2	142	2	0	0	518	2	2851	2

(continued)

Probationer Statistical Profile

Sample: Active & admin probationers, not in facilities
Act probationers 07/17/2000

Requestor: Statistics

CIRCUIT OF CURRENT SUPERVISION by current age & sex (CONTINUED)

CIRCUIT	M e n					W o m e n					Grand Total %
	age 00-21	age 22-39	age 40-98	age UNKWN	Men Total %	age 00-21	age 22-39	age 40-98	age UNKWN	Women Total %	
STONE MOUNTAIN CIRCU	869 6	3112 5	1313 5	7 4	5301 5	165 5	932 5	319 5	0 0	1416 5	6717 5
TALLAPOOSA CIRCUIT	233 2	1047 2	579 2	12 6	1871 2	33 1	269 2	118 2	0 0	420 2	2291 2
TIFTON CIRCUIT	184 1	831 1	361 1	2 1	1378 1	31 1	200 1	81 1	1 4	313 1	1691 1
TOOMBS CIRCUIT	71 1	358 1	183 1	1 1	613 1	11 0	75 0	29 0	0 0	115 0	728 1
WAYCROSS CIRCUIT	153 1	738 1	344 1	1 1	1236 1	35 1	211 1	86 1	0 0	332 1	1568 1
WESTERN CIRCUIT	269 2	846 1	338 1	5 3	1458 1	65 2	213 1	76 1	0 0	354 1	1812 1
ROCKDALE CIRCUIT	98 1	403 1	173 1	2 1	676 1	23 1	130 1	51 1	0 0	204 1	880 1
DOUGLAS CIRCUIT	279 2	1286 2	662 2	1 1	2228 2	53 2	389 2	165 2	1 4	608 2	2836 2
APPALACHIAN CIRCUIT	150 1	647 1	389 1	3 2	1189 1	28 1	231 1	106 2	0 0	365 1	1554 1
ENOTAH CIRCUIT	68 0	360 1	191 1	1 1	620 1	11 0	104 1	55 1	0 0	170 1	790 1
Total reported	13982	62030	27949	193	104154	3016	17863	7066	27	27972	132126
Percent Reported	98.8	98.7	98.8	98.0	98.8	98.9	98.8	98.6	96.4	98.8	98.8
Washington Det Ctr	169	798	343	4	1314	33	218	98	1	350	1664
Total	14151	62828	28292	197	105468	3049	18081	7164	28	28322	133790

Probationer Statistical Profile

Sample: Active & admin probationers, not in facilities
Act probationers 07/17/2000

Requestor: Statistics

SENTENCE LENGTH by current age & sex

SENTENCE (IN YEARS)	Men							Women							Grand Total %
	age 00-21 %	age 22-39 %	age 40-98 %	age UNKWN %	Men Total %	age 00-21 %	age 22-39 %	age 40-98 %	age UNKWN %	Women Total %					
0-1	1576 11	4512 7	1669 6	13 7	7770 7	482 16	1332 7	452 6	0 0	2266 8	10036 8				
1.1-2	2052 15	5674 9	2387 8	29 15	10142 10	595 20	1776 10	586 8	3 11	2960 10	13102 10				
2.1-3	1671 12	5366 9	2258 8	25 13	9320 9	422 14	1909 11	604 8	5 18	2940 10	12260 9				
3.1-4	1314 9	5093 8	2182 8	15 8	8604 8	379 12	1910 11	646 9	4 14	2939 10	11543 9				
4.1-5	1533 11	7721 12	3233 11	23 12	12510 12	251 8	2145 12	796 11	3 11	3195 11	15705 12				
5.1-6	3328 24	14816 24	6352 22	45 23	24541 23	578 19	4286 24	1627 23	3 11	6494 23	31035 23				
6.1-7	355 3	2309 4	1005 4	9 5	3678 3	64 2	623 3	262 4	1 4	950 3	4628 3				
7.1-8	394 3	2599 4	1116 4	4 2	4113 4	47 2	551 3	262 4	0 0	860 3	4973 4				
8.1-9	319 2	2111 3	913 3	5 3	3348 3	46 2	551 3	263 4	1 4	861 3	4209 3				
9.1-10	118 1	1020 2	573 2	0 0	1711 2	11 0	257 1	112 2	0 0	380 1	2091 2				
10.1-12	1179 8	7712 12	3815 13	22 11	12728 12	149 5	2119 12	1087 15	8 29	3363 12	16091 12				
12.1-15	60 0	901 1	630 2	0 0	1591 2	7 0	130 1	113 2	0 0	250 1	1841 1				
15.1-20	144 1	1565 2	1087 4	3 2	2799 3	7 0	284 2	185 3	0 0	476 2	3275 2				
20.1-OVER	107 1	1407 2	999 4	4 2	2517 2	11 0	207 1	166 2	0 0	384 1	2901 2				
INDEFINITE	1 0	21 0	73 0	0 0	95 0	0 0	1 0	3 0	0 0	4 0	99 0				
Total reported	14151	62827	28292	197	105467	3049	18081	7164	28	28322	133789				
Percent Reported	100.0	100.0	100.0	100.0	100.0	100.0	100.0	100.0	100.0	100.0	100.0				
NOT REPORTED	0	1	0	0	1	0	0	0	0	0	1				
Total	14151	62828	28292	197	105468	3049	18081	7164	28	28322	133790				
AVERAGE EXCLUDING INDEFINITE	4.40	5.67	6.31	4.87	5.67	3.50	5.12	5.93	5.34	5.15	5.56				

Probationer Statistical Profile

Sample: Active & admin probationers, not in facilities
Act probationers 07/17/2000

Requestor: Statistics

TIME SERVED by current age & sex

TIME SERVED (IN YRS)	M e n					W o m e n					Grand Total %
	age 00-21 %	age 22-39 %	age 40-98 %	age UNKWN %	Men Total %	age 00-21 %	age 22-39 %	age 40-98 %	age UNKWN %	Women Total %	
0-1	7681 54	19511 31	7795 28	94 48	35081 33	1812 59	6086 34	1974 28	12 43	9884 35	44965 34
1.1-2	3744 26	13397 21	5637 20	65 33	22843 22	739 24	4171 23	1448 20	14 50	6372 22	29215 22
2.1-3	1885 13	10276 16	4367 15	34 17	16562 16	392 13	3151 17	1201 17	1 4	4745 17	21307 16
3.1-4	703 5	7372 12	3130 11	1 1	11206 11	89 3	1959 11	843 12	0 0	2891 10	14097 11
4.1-5	110 1	5133 8	2433 9	1 1	7677 7	10 0	1218 7	595 8	1 4	1824 6	9501 7
5.1-6	8 0	2247 4	1120 4	0 0	3375 3	0 0	482 3	243 3	0 0	725 3	4100 3
6.1-7	2 0	1437 2	833 3	0 0	2272 2	0 0	302 2	226 3	0 0	528 2	2800 2
7.1-8	4 0	1018 2	662 2	0 0	1684 2	0 0	229 1	162 2	0 0	391 1	2075 2
8.1-9	4 0	875 1	669 2	1 1	1549 1	5 0	197 1	168 2	0 0	370 1	1919 1
9.1-10	5 0	707 1	581 2	1 1	1294 1	1 0	134 1	131 2	0 0	266 1	1560 1
10.1-12	5 0	435 1	441 2	0 0	881 1	1 0	74 0	89 1	0 0	164 1	1045 1
12.1-15	0 0	314 0	370 1	0 0	684 1	0 0	58 0	46 1	0 0	104 0	788 1
15.1-20	0 0	100 0	213 1	0 0	313 0	0 0	18 0	33 0	0 0	51 0	364 0
20.1-OVER	0 0	5 0	41 0	0 0	46 0	0 0	2 0	5 0	0 0	7 0	53 0
Total reported	14151	62827	28292	197	105467	3049	18081	7164	28	28322	133789
Percent Reported	100.0	100.0	100.0	100.0	100.0	100.0	100.0	100.0	100.0	100.0	100.0
NOT REPORTED	0	1	0	0	1	0	0	0	0	0	1
Total	14151	62828	28292	197	105468	3049	18081	7164	28	28322	133790
AVERAGE TIME SERVED	1.20	2.52	3.08	1.31	2.49	1.10	2.24	2.90	1.33	2.28	2.45

Probationer Statistical Profile

Sample: Active & admin probationers, not in facilities
Act probationers 07/17/2000

Requestor: Statistics

TIME LEFT TO SERVE by current age & sex

TIME LEFT (IN YEARS)	Men					Women					Grand Total %
	age 00-21 %	age 22-39 %	age 40-98 %	age UNKWN %	Men Total %	age 00-21 %	age 22-39 %	age 40-98 %	age UNKWN %	Women Total %	
0-1	4040 29	17134 27	7651 27	52 26	28877 27	1189 39	5248 29	1962 27	6 21	8405 30	37282 28
1.1-2	1983 14	10730 17	4902 17	22 11	17637 17	492 16	3250 18	1320 18	4 14	5066 18	22703 17
2.1-3	2063 15	9132 15	3946 14	27 14	15168 14	461 15	2786 15	1051 15	2 7	4300 15	19468 15
3.1-4	1833 13	7465 12	3248 11	34 17	12580 12	298 10	2053 11	812 11	4 14	3167 11	15747 12
4.1-5	1867 13	6187 10	2656 9	22 11	10732 10	314 10	1782 10	649 9	2 7	2747 10	13479 10
5.1-6	367 3	2440 4	1177 4	8 4	3992 4	57 2	597 3	318 4	2 7	974 3	4966 4
6.1-7	406 3	2305 4	1027 4	2 1	3740 4	55 2	593 3	263 4	1 4	912 3	4652 3
7.1-8	408 3	1955 3	855 3	9 5	3227 3	36 1	528 3	217 3	1 4	782 3	4009 3
8.1-9	416 3	1595 3	751 3	5 3	2767 3	56 2	431 2	178 2	3 11	668 2	3435 3
9.1-10	448 3	1439 2	661 2	7 4	2555 2	67 2	402 2	160 2	3 11	632 2	3187 2
10.1-12	66 0	691 1	396 1	3 2	1156 1	5 0	112 1	70 1	0 0	187 1	1343 1
12.1-15	130 1	815 1	410 1	3 2	1358 1	3 0	135 1	69 1	0 0	207 1	1565 1
15.1-20	93 1	571 1	328 1	3 2	995 1	9 0	94 1	54 1	0 0	157 1	1152 1
20.1-OVER	25 0	310 0	195 1	0 0	530 1	4 0	51 0	36 1	0 0	91 0	621 0
INDEFINITE	1 0	21 0	73 0	0 0	95 0	0 0	1 0	3 0	0 0	4 0	99 0
NONE	5 0	38 0	16 0	0 0	59 0	3 0	18 0	2 0	0 0	23 0	82 0
Total reported	14151	62828	28292	197	105468	3049	18081	7164	28	28322	133790
Percent Reported	100.0	100.0	100.0	100.0	100.0	100.0	100.0	100.0	100.0	100.0	100.0
NOT REPORTED	0	0	0	0	0	0	0	0	0	0	0
Total	14151	62828	28292	197	105468	3049	18081	7164	28	28322	133790
AVERAGE EXCLUDING INDEFINITE, NONE	3.23	3.32	3.46	3.56	3.34	2.42	3.01	3.23	4.02	3.00	3.27

Probationer Statistical Profile

Sample: Active & admin probationers, not in facilities
Act probationers 07/17/2000

Requestor: Statistics

CASE TYPE by current age & sex

CASE TYPE	M e n				W o m e n				Grand Total %		
	age 00-21 %	age 22-39 %	age 40-98 %	age UNKWN %	Men Total %	age 00-21 %	age 22-39 %	age 40-98 %		age UNKWN %	Women Total %
PRESENTENCE	0 0	0 0	0 0	0 0	0 0	0 0	0 0	0 0	0 0	0 0	0 0
SPLIT SENTENCE	199 1	5634 9	3879 14	5 3	9717 9	9 0	695 4	476 7	0 0	1180 4	10897 8
STRAIGHT SENTENCE	13721 97	55648 89	23767 84	191 97	93327 88	3000 98	16935 94	6524 91	28100	26487 94	119814 90
ABANDONMENT&BASTARDY	1 0	24 0	69 0	0 0	94 0	0 0	1 0	0 0	0 0	1 0	95 0
OUT OF STATE PROB	226 2	1494 2	564 2	1 1	2285 2	40 1	447 2	163 2	0 0	650 2	2935 2
OUT OF STATE A&B	0 0	0 0	0 0	0 0	0 0	0 0	0 0	0 0	0 0	0 0	0 0
SUSPENDED SENTENCE	4 0	28 0	13 0	0 0	45 0	0 0	3 0	1 0	0 0	4 0	49 0
Total reported	14151	62828	28292	197	105468	3049	18081	7164	28	28322	133790
Percent Reported	100.0	100.0	100.0	100.0	100.0	100.0	100.0	100.0	100.0	100.0	100.0
NOT REPORTED	0	0	0	0	0	0	0	0	0	0	0
Total	14151	62828	28292	197	105468	3049	18081	7164	28	28322	133790

Probationer Statistical Profile

Sample: Active & admin probationers, not in facilities
Act probationers 07/17/2000

Requestor: Statistics

RELEASE TYPE by current age & sex

RELEASE TYPE	M e n					W o m e n					Grand Total %	
	age 00-21 %	age 22-39 %	age 40-98 %	age UNKWN %	Men Total %	age 00-21 %	age 22-39 %	age 40-98 %	age UNKWN %	Women Total %		
TRANSF OUT OF STATE	0 0	0 0	0 0	0 0	0 0	0 0	0 0	0 0	0 0	0 0	0 0	0 0
REVOKED (TECHNICAL)	0 0	0 0	0 0	0 0	0 0	0 0	0 0	0 0	0 0	0 0	0 0	0 0
REVOKED (NEW SENT)	0 0	0 0	0 0	0 0	0 0	0 0	0 0	0 0	0 0	0 0	0 0	0 0
REVOKED (NEW CRIME)	0 0	0 0	0 0	0 0	0 0	0 0	0 0	0 0	0 0	0 0	0 0	0 0
ABSCONDED (TOLLED)	0 0	0 0	0 0	0 0	0 0	0 0	0 0	0 0	0 0	0 0	0 0	0 0
ABSCONDED (NON-TOLL)	0 0	0 0	0 0	0 0	0 0	0 0	0 0	0 0	0 0	0 0	0 0	0 0
TERMINATED BY COURT	0 0	0 0	0 0	0 0	0 0	0 0	0 0	0 0	0 0	0 0	0 0	0 0
OUT OF STATE TERM	0 0	0 0	0 0	0 0	0 0	0 0	0 0	0 0	0 0	0 0	0 0	0 0
DEATH	0 0	0 0	0 0	0 0	0 0	0 0	0 0	0 0	0 0	0 0	0 0	0 0
FINAN OBLIG COMPLETE	0 0	0 0	0 0	0 0	0 0	0 0	0 0	0 0	0 0	0 0	0 0	0 0
OTHER	0 0	0 0	0 0	0 0	0 0	0 0	0 0	0 0	0 0	0 0	0 0	0 0
NORMAL RELEASE	0 0	0 0	0 0	0 0	0 0	0 0	0 0	0 0	0 0	0 0	0 0	0 0
A & B SPECIAL TERM	0 0	0 0	0 0	0 0	0 0	0 0	0 0	0 0	0 0	0 0	0 0	0 0
INDEP JURISDICTION	0 0	0 0	0 0	0 0	0 0	0 0	0 0	0 0	0 0	0 0	0 0	0 0
ACTIVE	14151100	62828100	28292100	197100	105468100	3049100	18081100	7164100	28100	28322100	133790100	
Total reported	14151	62828	28292	197	105468	3049	18081	7164	28	28322	133790	
Percent Reported	100.0	100.0	100.0	100.0	100.0	100.0	100.0	100.0	100.0	100.0	100.0	
NOT REPORTED	0	0	0	0	0	0	0	0	0	0	0	
Total	14151	62828	28292	197	105468	3049	18081	7164	28	28322	133790	

Probationer Statistical Profile

Sample: Active & admin probationers, not in facilities
Act probationers 07/17/2000

Requestor: Statistics

FIRST OFFENDER STATUS by current age & sex

STATUS	M e n					W o m e n					Grand Total %
	age 00-21 %	age 22-39 %	age 40-98 %	age UNKWN %	Men Total %	age 00-21 %	age 22-39 %	age 40-98 %	age UNKWN %	Women Total %	
FIRST OFFNR STATUS	5835 41	14022 22	4147 15	36 18	24040 23	1537 50	6332 35	1934 27	9 32	9812 35	33852 25
NO FIRST OFFNR STAT	8314 59	48727 78	24016 85	161 82	81218 77	1512 50	11735 65	5210 73	19 68	18476 65	99694 75
Total reported	14149	62749	28163	197	105258	3049	18067	7144	28	28288	133546
Percent Reported	100.0	99.9	99.5	100.0	99.8	100.0	99.9	99.7	100.0	99.9	99.8
NOT REPORTED	2	79	129	0	210	0	14	20	0	34	244
Total	14151	62828	28292	197	105468	3049	18081	7164	28	28322	133790

Probationer Statistical Profile

Sample: Active & admin probationers, not in facilities
Act probationers 07/17/2000

Requestor: Statistics

TYPE PROBATIONER by current age & sex

TYPE PROBATIONER	M e n					W o m e n					Grand Total %
	age 00-21 %	age 22-39 %	age 40-98 %	age UNKWN %	Men Total %	age 00-21 %	age 22-39 %	age 40-98 %	age UNKWN %	Women Total %	
MISDEMEANANT	2929 21	8635 14	3650 13	47 24	15261 15	887 30	2546 14	933 13	5 18	4371 16	19632 15
FELON	11021 79	53887 86	24443 87	148 76	89499 85	2115 70	15407 86	6177 87	23 82	23722 84	113221 85
ABANDONMENT&BASTARDY	1 0	24 0	69 0	0 0	94 0	0 0	1 0	0 0	0 0	1 0	95 0
SUSPENDED SENTENCE	4 0	28 0	13 0	0 0	45 0	0 0	3 0	1 0	0 0	4 0	49 0
Total reported	13955	62574	28175	195	104899	3002	17957	7111	28	28098	132997
Percent Reported	98.6	99.6	99.6	99.0	99.5	98.5	99.3	99.3	100.0	99.2	99.4
NOT REPORTED	196	254	117	2	569	47	124	53	0	224	793
Total	14151	62828	28292	197	105468	3049	18081	7164	28	28322	133790

Probationer Statistical Profile

Sample: Active & admin probationers, not in facilities
Act probationers 07/17/2000

Requestor: Statistics

MOST SERIOUS CRIME BY GROUP by current age & sex

CRIME GROUP	Men				Women				Grand Total	%	
	age 00-21	age 22-39	age 40-98	age UNKWN	Men Total	age 00-21	age 22-39	age 40-98			age UNKWN
HOMICIDE	30	336	250	0	616	6	99	80	0	185	801
ABORTION	0	5	1	0	6	0	1	0	0	1	7
BODILY INJRY&REL OFF	719	4956	2828	24	8527	149	972	396	1	1518	10045
ARSON & REL OFF	45	314	176	0	535	9	90	52	0	151	686
DAMAGE OF PROPERTY	254	657	208	3	1122	44	139	46	0	229	1351
BURGLARY & REL OFF	1848	5541	1363	6	8758	140	535	121	0	796	9554
FORGERY & REL OFF	555	3980	1634	6	6175	471	3487	1130	4	5092	11267
THEFT	2672	8210	2994	17	13893	763	3714	1287	2	5766	19659
ROBBERY	417	1659	427	1	2504	37	145	41	0	223	2727
SEXUAL OFFENSES	437	2011	1952	11	4411	11	91	37	0	139	4550
OBSCENITY CRIMES	1	7	3	0	11	0	0	0	0	0	11
TREASON & REL OFF	9	27	6	0	42	2	15	3	0	20	62
CRIMES INVOLVNG GOVT	176	1120	411	3	1710	33	444	230	1	708	2418
FALSIFICATIONS	21	156	89	1	267	19	85	28	0	132	399
OBSTRUCT LAW ENFORCE	40	233	83	0	356	15	81	26	0	122	478
DISORDERLY CONDUCT	69	212	58	2	341	11	26	7	0	44	385
GAMBLING & REL OFF	4	19	16	0	39	5	7	5	0	17	56
CRUELTY TO CHILDREN	24	530	311	2	867	20	384	95	0	499	1366
CRIMES WITH GUNS	191	984	594	3	1772	19	51	27	0	97	1869
INVASION PRIVACY	7	101	44	1	153	0	0	2	0	2	155
RACKETEERING	0	3	17	0	20	1	4	2	0	7	27
DRUG ABUSE OFFENSES	3331	19402	8111	54	30898	330	4497	2214	13	7054	37952
DRUG TRAFFICKING	25	421	261	0	707	6	112	79	1	198	905
AUTO CRIMES	19	2514	2350	13	4896	1	223	191	0	415	5311
REVENUE & CONTRABAND	1	3	8	0	12	1	3	1	0	5	17
CRIMES OF OTH STATES	32	175	85	0	292	5	64	25	0	94	386
MISC. FELONIES	92	313	170	1	576	17	134	52	1	204	780
MISDEMEANORS	3130	8918	3840	49	15937	934	2672	986	5	4597	20534
Total reported	14149	62807	28290	197	105443	3049	18075	7163	28	28315	133758
Percent Reported	100.0	100.0	100.0	100.0	100.0	100.0	100.0	100.0	100.0	100.0	100.0
NOT REPORTED	2	21	2	0	25	0	6	1	0	7	32
Total	14151	62828	28292	197	105468	3049	18081	7164	28	28322	133790

Probationer Statistical Profile

Sample: Active & admin probationers, not in facilities
Act probationers 07/17/2000

Requestor: Statistics

MOST SERIOUS OFFENSE by current age & sex

MOST SERIOUS OFFENSE	Men					Women					Grand Total %	
	age 00-21 %	age 22-39 %	age 40-98 %	age UNKWN %	Men Total %	age 00-21 %	age 22-39 %	age 40-98 %	age UNKWN %	Women Total %		

MISDEMEANORS	-----											
abandonment	1 0	20 0	68 0	0 0	89 0	0 0	2 0	0 0	0 0	2 0	91 0	
non-support	0 0	1 0	0 0	0 0	1 0	0 0	0 0	0 0	0 0	0 0	1 0	
stalking	2 0	43 0	32 0	0 0	77 0	1 0	4 0	6 0	0 0	11 0	88 0	
assault & battery	38 0	334 1	125 0	1 1	498 0	12 0	54 0	11 0	0 0	77 0	575 0	
attempted murder	1 0	2 0	0 0	0 0	3 0	1 0	0 0	0 0	0 0	1 0	4 0	
aggravated assault	3 0	29 0	23 0	1 1	56 0	1 0	7 0	3 0	0 0	11 0	67 0	
simple assault	46 0	182 0	101 0	1 1	330 0	16 1	46 0	19 0	0 0	81 0	411 0	
simple battery	331 2	1388 2	579 2	9 5	2307 2	94 3	296 2	86 1	0 0	476 2	2783 2	
stabbing another	2 0	4 0	2 0	0 0	8 0	2 0	3 0	2 0	0 0	7 0	15 0	
shooting at another	3 0	2 0	1 0	0 0	6 0	0 0	2 0	1 0	0 0	3 0	9 0	
wife beating	0 0	0 0	4 0	0 0	4 0	0 0	0 0	0 0	0 0	0 0	4 0	
concealing a death	0 0	1 0	1 0	0 0	2 0	0 0	0 0	0 0	0 0	0 0	2 0	
leave scene had inju	1 0	0 0	1 0	0 0	2 0	0 0	0 0	0 0	0 0	0 0	2 0	
criminal intfer govt	3 0	2 0	2 0	0 0	7 0	0 0	1 0	0 0	0 0	1 0	8 0	
reckless conduct	51 0	94 0	45 0	2 1	192 0	8 0	27 0	5 0	0 0	40 0	232 0	
disorderly conduct	50 0	93 0	43 0	0 0	186 0	16 1	36 0	14 0	0 0	66 0	252 0	
hazing	0 0	1 0	0 0	0 0	1 0	1 0	0 0	0 0	0 0	1 0	2 0	
motor vehicle abando	0 0	1 0	1 0	0 0	2 0	0 0	0 0	1 0	0 0	1 0	3 0	
larceny	2 0	3 0	2 0	0 0	7 0	1 0	1 0	1 0	0 0	3 0	10 0	
receiving stolen goo	42 0	55 0	13 0	0 0	110 0	8 0	29 0	0 0	0 0	37 0	147 0	
theft by taking	198 1	304 0	83 0	0 0	585 1	99 3	158 1	46 1	0 0	303 1	888 1	
robbery	2 0	8 0	1 0	0 0	11 0	0 0	2 0	0 0	0 0	2 0	13 0	
burglary	7 0	31 0	5 0	0 0	43 0	1 0	4 0	0 0	0 0	5 0	48 0	
taking vech temporar	1 0	1 0	0 0	0 0	2 0	0 0	0 0	0 0	0 0	0 0	2 0	
alter id	1 0	4 0	0 0	0 0	5 0	0 0	0 0	1 0	0 0	1 0	6 0	
defrauding public ut	0 0	0 0	1 0	0 0	1 0	0 0	1 0	0 0	0 0	1 0	2 0	
cheating & swindling	0 0	1 0	1 0	0 0	2 0	0 0	0 0	0 0	0 0	0 0	2 0	
bad checks	21 0	248 0	132 0	0 0	401 0	42 1	321 2	133 2	1 4	497 2	898 1	
fraudulent checks	2 0	9 0	5 0	0 0	16 0	1 0	11 0	4 0	0 0	16 0	32 0	
forgery	3 0	14 0	4 0	0 0	21 0	1 0	13 0	3 0	0 0	17 0	38 0	
worthless checks	0 0	10 0	6 0	0 0	16 0	0 0	12 0	10 0	0 0	22 0	38 0	
sale/dist of narcoti	0 0	5 0	4 0	0 0	9 0	0 0	0 0	1 0	0 0	1 0	10 0	
public drunkenness	10 0	33 0	14 0	0 0	57 0	1 0	3 0	3 0	0 0	7 0	64 0	

(continued)

Probationer Statistical Profile

Sample: Active & admin probationers, not in facilities
Act probationers 07/17/2000

Requestor: Statistics

MOST SERIOUS OFFENSE by current age & sex (CONTINUED)

MOST SERIOUS OFFENSE	Men					Women					Grand Total	%
	age 00-21	age 22-39	age 40-98	age UNKWN	Men Total	age 00-21	age 22-39	age 40-98	age UNKWN	Women Total		
s/d dep,stim,cntrf d	0 0	2 0	0 0	0 0	2 0	0 0	1 0	0 0	0 0	1 0	3 0	
abusive language	1 0	2 0	2 0	0 0	5 0	0 0	2 0	0 0	0 0	2 0	7 0	
poss n.t.p. whiskey	0 0	0 0	1 0	0 0	1 0	0 0	0 0	0 0	0 0	0 0	1 0	
sale/dist of l.s.d.	0 0	1 0	0 0	0 0	1 0	0 0	0 0	0 0	0 0	0 0	1 0	
sale/dist of marijua	1 0	7 0	5 0	0 0	13 0	0 0	1 0	0 0	0 0	1 0	14 0	
poss of narcotics	1 0	3 0	1 0	0 0	5 0	1 0	0 0	1 0	0 0	2 0	7 0	
poss dep,stim,cntrf	0 0	5 0	0 0	0 0	5 0	0 0	1 0	0 0	0 0	1 0	6 0	
poss of l.s.d.	0 0	0 0	1 0	0 0	1 0	0 0	0 0	0 0	0 0	0 0	1 0	
poss of marijuana	300 2	339 1	65 0	2 1	706 1	44 1	79 0	18 0	0 0	141 0	847 1	
viol motor veh law	147 1	482 1	142 1	1 1	772 1	25 1	88 0	29 0	1 4	143 1	915 1	
d.u.i.	566 4	3086 5	1574 6	25 13	5251 5	107 4	587 3	284 4	3 11	981 3	6232 5	
obstr of law enf off	173 1	411 1	134 0	1 1	719 1	29 1	96 1	46 1	0 0	171 1	890 1	
impersonating anothe	24 0	59 0	8 0	0 0	91 0	5 0	25 0	0 0	0 0	30 0	121 0	
criminal trespassing	234 2	268 0	113 0	3 2	618 1	34 1	89 0	25 0	0 0	148 1	766 1	
illegal attm to obt	1 0	1 0	0 0	0 0	2 0	0 0	1 0	2 0	0 0	3 0	5 0	
criminal damage	18 0	20 0	3 0	0 0	41 0	3 0	8 0	1 0	0 0	12 0	53 0	
terroristic threats	2 0	7 0	5 0	0 0	14 0	2 0	1 0	1 0	0 0	4 0	18 0	
viol ga cntrl subst	200 1	330 1	65 0	0 0	595 1	44 1	90 0	24 0	0 0	158 1	753 1	
prostitution	0 0	0 0	0 0	0 0	0 0	1 0	7 0	2 0	0 0	10 0	10 0	
sodomy	0 0	1 0	4 0	0 0	5 0	0 0	3 0	0 0	0 0	3 0	8 0	
public indecency	7 0	51 0	20 0	0 0	78 0	1 0	1 0	0 0	0 0	2 0	80 0	
peeping tom	4 0	3 0	1 0	0 0	8 0	0 0	0 0	0 0	0 0	0 0	8 0	
molesting a minor	0 0	0 0	3 0	0 0	3 0	0 0	1 0	0 0	0 0	1 0	4 0	
attempted rape	1 0	3 0	0 0	0 0	4 0	0 0	0 0	0 0	0 0	0 0	4 0	
sexual battery	17 0	38 0	33 0	0 0	88 0	1 0	2 0	0 0	0 0	3 0	91 0	
vagrancy	1 0	1 0	0 0	0 0	2 0	0 0	0 0	0 0	0 0	0 0	2 0	
escape	4 0	17 0	3 0	0 0	24 0	1 0	2 0	0 0	0 0	3 0	27 0	
cpwl & concealed wea	59 0	91 0	25 0	1 1	176 0	4 0	7 0	2 0	0 0	13 0	189 0	
shoplifting	226 2	227 0	82 0	0 0	535 1	246 8	314 2	98 1	0 0	658 2	1193 1	
viol game & fish law	5 0	3 0	1 0	0 0	9 0	0 0	0 0	0 0	0 0	0 0	9 0	
pointing gun at anot	4 0	14 0	15 0	0 0	33 0	1 0	2 0	2 0	0 0	5 0	38 0	
carry dly weapons pu	13 0	15 0	2 0	0 0	30 0	1 0	2 0	0 0	0 0	3 0	33 0	
criminal attempt	1 0	5 0	1 0	0 0	7 0	0 0	2 0	4 0	0 0	6 0	13 0	
other misdemeanor	103 1	249 0	115 0	0 0	467 0	31 1	103 1	44 1	0 0	178 1	645 0	
fighting in public p	18 0	13 0	1 0	0 0	32 0	10 0	1 0	0 0	0 0	11 0	43 0	

(continued)

Probationer Statistical Profile

Sample: Active & admin probationers, not in facilities
Act probationers 07/17/2000

Requestor: Statistics

MOST SERIOUS OFFENSE by current age & sex (CONTINUED)

MOST SERIOUS OFFENSE	Men					Women					Grand Total	%	
	age 00-21	age 22-39	age 40-98	age UNKWN	Men Total	age 00-21	age 22-39	age 40-98	age UNKWN	Women Total			
disrupting gen.assem	1	0	0	0	0	1	0	0	0	0	0	1	0
mis off against pub	1	0	5	1	0	7	0	0	0	1	0	8	0
misuse firearm hunti	0	0	0	1	0	1	0	0	0	0	0	1	0
off agnst pub hlth/m	0	0	2	6	0	8	0	1	0	0	0	9	0
gambling & related o	0	0	1	2	0	3	0	1	1	0	0	5	0
involuntary manslaug	0	0	0	1	0	1	0	1	1	0	0	3	0
interference with cu	7	0	12	5	0	24	0	2	1	0	0	27	0
theft by deception <	5	0	21	13	0	39	10	24	7	0	0	80	0
theft/lost/property<	6	0	7	2	0	15	0	5	0	0	0	20	0
theft of services <	3	0	12	7	0	22	1	7	1	0	0	31	0
theft by conversion	7	0	25	11	0	43	0	15	6	0	0	64	0
theft motor vehicle,	2	0	5	1	0	8	0	0	0	0	0	8	0
conversn paymnt real	0	0	1	0	0	1	0	0	0	0	0	1	0
conversn lead prop	0	0	1	0	0	1	0	0	0	0	0	1	0
entrng mot veh crim	6	0	9	0	0	15	0	3	1	0	0	19	0
violtn forgery&fraud	1	0	0	0	0	1	1	2	1	0	0	5	0
abdmnt dang drugs/po	1	0	2	2	0	5	0	0	0	0	0	5	0
trnsatns drug rel ob	0	0	0	0	0	0	0	1	0	0	0	1	0
tpos/use drug rel ob	0	0	2	3	0	5	0	2	1	0	0	8	0
obtn/attmpt drugs il	1	0	4	2	0	7	0	5	5	0	0	17	0
viol dangerous drugs	0	0	2	3	0	5	0	1	0	0	0	6	0
mfg/dist imitate con	1	0	3	0	0	4	0	0	0	0	0	4	0
misc. abuse govt off	2	0	0	0	0	2	0	2	0	0	0	4	0
misc. obstruction pu	1	0	1	0	0	2	0	0	1	0	0	3	0
misc. escape & other	1	0	0	0	0	1	0	0	0	0	0	1	0
misc. offns relt jud	0	0	1	0	0	1	0	2	1	0	0	4	0
misc. obstruction of	0	0	5	0	0	5	2	3	1	0	0	11	0
misc. crim trsps/cr	2	0	3	1	0	6	0	0	0	0	0	6	0
misc. sexual offense	17	0	3	4	0	24	0	3	1	0	0	28	0
keepng place prostit	0	0	0	0	0	0	0	1	0	0	0	1	0
pandering	2	0	3	3	0	8	0	0	0	0	0	8	0
distribut obscene mat	0	0	2	0	0	2	0	0	0	0	0	2	0
providing sex mat mi	0	0	1	0	0	1	0	0	0	0	0	1	0
exhibit sex shows mi	1	0	0	1	0	2	0	1	0	0	0	3	0
dng instrmtalties &	0	0	1	0	0	1	0	0	0	0	0	1	0

(continued)

Probationer Statistical Profile

Sample: Active & admin probationers, not in facilities
Act probationers 07/17/2000

Requestor: Statistics

MOST SERIOUS OFFENSE by current age & sex (CONTINUED)

MOST SERIOUS OFFENSE	Men					Women					Grand Total	%
	age 00-21	age 22-39	age 40-98	age UNKWN	Men Total	age 00-21	age 22-39	age 40-98	age UNKWN	Women Total		
vio prvsns/regs alco	0 0	1 0	2 0	0 0	3 0	0 0	3 0	0 0	0 0	3 0	6 0	
furnish liquor to mi	5 0	3 0	4 0	0 0	12 0	1 0	3 0	3 0	0 0	7 0	19 0	
poss alc bev by juve	66 0	5 0	1 0	0 0	72 0	9 0	0 0	0 0	0 0	9 0	81 0	
veh homicide tit 40	1 0	7 0	5 0	0 0	13 0	0 0	2 0	0 0	0 0	2 0	15 0	
viol motor veh licen	0 0	1 0	0 0	0 0	1 0	0 0	0 0	1 0	0 0	1 0	2 0	
viol cig/cigaret tax	0 0	0 0	1 0	0 0	1 0	0 0	0 0	0 0	0 0	0 0	1 0	
conspiracy commit mis	1 0	0 0	0 0	0 0	1 0	0 0	0 0	0 0	0 0	0 0	1 0	
misc misdemeanor	35 0	84 0	27 0	2 1	148 0	11 0	33 0	16 0	0 0	60 0	208 0	
misc. invation of pr	0 0	1 0	1 0	0 0	2 0	0 0	0 0	0 0	0 0	0 0	2 0	
violation othr state	2 0	5 0	6 0	0 0	13 0	0 0	1 0	4 0	0 0	5 0	18 0	

FELONIES												

MISC. HOMICIDE OFFEN	0 0	4 0	0 0	0 0	4 0	0 0	0 0	0 0	0 0	0 0	4 0	
MURDER	0 0	4 0	9 0	0 0	13 0	1 0	2 0	0 0	0 0	3 0	16 0	
VOLUNTARY MANSLAUGHT	2 0	78 0	95 0	0 0	175 0	0 0	32 0	44 1	0 0	76 0	251 0	
INVOLUNTARY MANSLAUG	12 0	48 0	37 0	0 0	97 0	3 0	18 0	8 0	0 0	29 0	126 0	
FETICIDE	1 0	2 0	0 0	0 0	3 0	0 0	1 0	0 0	0 0	1 0	4 0	
ADVISED KILLING OF I	0 0	0 0	1 0	0 0	1 0	0 0	0 0	0 0	0 0	0 0	1 0	
VEHICULAR HOMICIDE	13 0	183 0	95 0	0 0	291 0	2 0	44 0	20 0	0 0	66 0	357 0	
HOMICIDE BY PILOT,DU	0 0	3 0	1 0	0 0	4 0	0 0	0 0	1 0	0 0	1 0	5 0	
CRIMINAL ATTEMPT MUR	2 0	14 0	12 0	0 0	28 0	0 0	2 0	7 0	0 0	9 0	37 0	
CRIMINAL ABORTION	0 0	5 0	1 0	0 0	6 0	0 0	1 0	0 0	0 0	1 0	7 0	
MISC. ASSAULT/BATTER	5 0	28 0	15 0	0 0	48 0	0 0	3 0	1 0	0 0	4 0	52 0	
AGGRAVATED ASSAULT	478 3	3151 5	1854 7	17 9	5500 5	119 4	785 4	304 4	1 4	1209 4	6709 5	
CRMNL ATTEMPT AGG AS	1 0	26 0	17 0	0 0	44 0	1 0	5 0	3 0	0 0	9 0	53 0	
AGGRAVATED BATTERY	46 0	367 1	186 1	2 1	601 1	2 0	38 0	20 0	0 0	60 0	661 0	
TERRORIST THREATS &	127 1	679 1	362 1	1 1	1169 1	21 1	72 0	39 1	0 0	132 0	1301 1	
FALSE IMPRISONMENT	6 0	143 0	51 0	0 0	200 0	0 0	9 0	1 0	0 0	10 0	210 0	
FAL IMPR UDR CLR LEG	1 0	2 0	0 0	0 0	3 0	0 0	1 0	0 0	0 0	1 0	4 0	
MALICIOUS CONF SANE	0 0	0 0	0 0	0 0	0 0	0 0	3 0	0 0	0 0	3 0	3 0	
KIDNAPPING	4 0	88 0	37 0	0 0	129 0	0 0	4 0	2 0	0 0	6 0	135 0	
INTERFERENCE WITH CU	12 0	25 0	9 0	0 0	46 0	2 0	8 0	3 0	0 0	13 0	59 0	
AGG ASSLT ON POLICE	19 0	109 0	83 0	1 1	212 0	0 0	15 0	9 0	0 0	24 0	236 0	

(continued)

Probationer Statistical Profile

Sample: Active & admin probationers, not in facilities
Act probationers 07/17/2000

Requestor: Statistics

MOST SERIOUS OFFENSE by current age & sex (CONTINUED)

MOST SERIOUS OFFENSE	Men					Women					Grand Total	%
	age 00-21	age 22-39	age 40-98	age UNKWN	Men Total	age 00-21	age 22-39	age 40-98	age UNKWN	Women Total		
AGG BATRY PEACE OFFI	2 0	10 0	1 0	0 0	13 0	0 0	3 0	0 0	0 0	3 0	16 0	
SIMPLE BATTERY MISD	5 0	28 0	11 0	0 0	44 0	1 0	7 0	3 0	0 0	11 0	55 0	
RECK COND-HIV INFCTD	1 0	3 0	1 0	0 0	5 0	0 0	5 0	0 0	0 0	5 0	10 0	
STALKING	2 0	21 0	16 0	0 0	39 0	0 0	0 0	3 0	0 0	3 0	42 0	
AGGRAVATED STALKING	10 0	276 0	180 1	3 2	469 0	3 0	14 0	8 0	0 0	25 0	494 0	
CRIMINAL ATTEMPT KID	0 0	0 0	5 0	0 0	5 0	0 0	0 0	0 0	0 0	0 0	5 0	
MISC. ARSON	2 0	12 0	2 0	0 0	16 0	0 0	1 0	2 0	0 0	3 0	19 0	
FIRST DEGREE ARSON	25 0	219 0	148 1	0 0	392 0	6 0	67 0	45 1	0 0	118 0	510 0	
SECOND DEGREE ARSON	10 0	59 0	20 0	0 0	89 0	2 0	16 0	2 0	0 0	20 0	109 0	
THIRD DEGREE ARSON	6 0	11 0	3 0	0 0	20 0	0 0	4 0	3 0	0 0	7 0	27 0	
CRIMINAL POSS EXPLOS	2 0	10 0	3 0	0 0	15 0	1 0	2 0	0 0	0 0	3 0	18 0	
CRIMINAL POSS INCEND	0 0	3 0	0 0	0 0	3 0	0 0	0 0	0 0	0 0	0 0	3 0	
MISC. CRIMINAL DAMAG	7 0	14 0	6 0	0 0	27 0	1 0	2 0	2 0	0 0	5 0	32 0	
CRIM. DAMAGE 1ST DEG	46 0	155 0	50 0	2 1	253 0	13 0	33 0	6 0	0 0	52 0	305 0	
CRIM. DAMAGE 2ND DEG	162 1	431 1	135 0	1 1	729 1	27 1	98 1	32 0	0 0	157 1	886 1	
DAMAGE,DESTROY SECR	6 0	8 0	11 0	0 0	25 0	3 0	2 0	1 0	0 0	6 0	31 0	
VANDALISM TO CHURCH	7 0	5 0	0 0	0 0	12 0	0 0	1 0	1 0	0 0	2 0	14 0	
ALTER I.D.	26 0	44 0	6 0	0 0	76 0	0 0	3 0	4 0	0 0	7 0	83 0	
BURGLARY	1741 12	5343 9	1320 5	6 3	8410 8	137 4	517 3	117 2	0 0	771 3	9181 7	
POSS BURGLAR TOOLS	73 1	106 0	29 0	0 0	208 0	3 0	10 0	2 0	0 0	15 0	223 0	
CRMNL ATMPT COMMIT B	34 0	92 0	14 0	0 0	140 0	0 0	8 0	2 0	0 0	10 0	150 0	
MISC. FORGERY	4 0	15 0	6 0	0 0	25 0	1 0	12 0	3 0	0 0	16 0	41 0	
FORGERY 1ST DEGREE	379 3	3033 5	1215 4	3 2	4630 4	301 10	2629 15	859 12	4 14	3793 13	8423 6	
FORGERY 2ND DEGREE	19 0	141 0	54 0	1 1	215 0	16 1	64 0	26 0	0 0	106 0	321 0	
BAD CHECKS	12 0	221 0	206 1	2 1	441 0	18 1	179 1	107 1	0 0	304 1	745 1	
ILLEGAL USE-CREDIT C	5 0	14 0	2 0	0 0	21 0	2 0	13 0	1 0	0 0	16 0	37 0	
THEFT CREDIT CARD	30 0	89 0	17 0	0 0	136 0	28 1	91 1	15 0	0 0	134 0	270 0	
FORGERY CREDIT CARD	11 0	26 0	6 0	0 0	43 0	14 0	40 0	7 0	0 0	61 0	104 0	
FRAUDULENT CREDIT CA	83 1	309 0	53 0	0 0	445 0	84 3	332 2	66 1	0 0	482 2	927 1	
CRMNL POSS CREDIT CA	0 0	3 0	0 0	0 0	3 0	0 0	1 0	1 0	0 0	2 0	5 0	
RECV GDS,SRVS FRAUD	1 0	16 0	14 0	0 0	31 0	1 0	23 0	15 0	0 0	39 0	70 0	
TELECOMMUNICATIONS F	2 0	22 0	8 0	0 0	32 0	1 0	12 0	2 0	0 0	15 0	47 0	
CRMNL ATMPT COMMIT F	1 0	6 0	1 0	0 0	8 0	1 0	5 0	1 0	0 0	7 0	15 0	
FAILR PAY NATRL PRD/	0 0	2 0	6 0	0 0	8 0	0 0	0 0	0 0	0 0	0 0	8 0	
FRADLNT ACCSSNG COMP	1 0	17 0	2 0	0 0	20 0	0 0	22 0	1 0	0 0	23 0	43 0	

(continued)

Probationer Statistical Profile

Sample: Active & admin probationers, not in facilities
Act probationers 07/17/2000

Requestor: Statistics

MOST SERIOUS OFFENSE by current age & sex (CONTINUED)

MOST SERIOUS OFFENSE	Men					Women					Grand Total	%
	age 00-21	age 22-39	age 40-98	age UNKWN	Men Total	age 00-21	age 22-39	age 40-98	age UNKWN	Women Total		
MISC. FRAUD	7	66	44	0	117	4	64	26	0	94	211	
THEFT BY TAKING	788	3397	1338	7	5530	245	1616	644	2	2507	8037	
THEFT BY DECEPTION	10	206	156	1	373	14	136	53	0	203	576	
THEFT BY EXTORTION	2	18	4	0	24	0	10	3	0	13	37	
THEFT OF LOST PROPER	4	12	6	0	22	1	6	0	0	7	29	
THEFT BY REC STOLEN	829	2059	540	4	3432	63	257	65	0	385	3817	
THEFT OF SERVICES	3	33	22	0	58	2	18	8	0	28	86	
THEFT BY CONVERSION	8	265	208	1	482	10	125	64	0	199	681	
THEFT OF TRADE SECRE	0	1	3	0	4	1	0	0	0	1	5	
CONVSN PAYMNTS REAL	0	8	11	0	19	0	0	0	0	0	19	
THEFT OF MOTOR VEH,	187	482	148	3	820	21	54	15	0	90	910	
THEFT OF LEASED PERS	0	2	1	0	3	2	3	0	0	5	8	
THEFT BRING PROP IN	24	55	13	0	92	0	9	1	0	10	102	
THEFT RECV PROP OUT	4	17	2	0	23	1	3	1	0	5	28	
LIVESTOCK THEFT	2	10	5	0	17	1	3	0	0	4	21	
THEFT BY SHOPLIFTING	225	910	446	1	1582	386	1430	426	0	2242	3824	
ENTERING VEHICLE	585	735	91	0	1411	16	43	7	0	66	1477	
STEAL ALTER PUBLIC D	1	0	0	0	1	0	1	0	0	1	2	
ROBBERY	342	1068	252	1	1663	32	97	31	0	160	1823	
ARMED ROBBERY	34	485	152	0	671	4	39	9	0	52	723	
HIJACKING MOTOR VEHI	1	4	0	0	5	0	0	0	0	0	5	
CRIMINAL ATTEMPT ROB	29	60	15	0	104	1	5	0	0	6	110	
CRMNL ATMPT ARMED RO	11	42	8	0	61	0	4	1	0	5	66	
MISC. SEXUAL	3	19	23	0	45	0	1	0	0	1	46	
RAPE	14	151	86	0	251	0	0	0	0	0	251	
SODOMY	9	43	61	2	115	0	1	0	0	1	116	
AGGRAVATED SODOMY	6	48	73	0	127	0	0	2	0	2	129	
BESTIALITY	1	0	1	0	2	0	0	0	0	0	2	
SEDUCTION	0	1	1	0	2	0	0	0	0	0	2	
INCEST	3	23	88	0	114	0	4	5	0	9	123	
BIGAMY	0	0	3	0	3	0	0	1	0	1	4	
MARRY A BIGAMIST	0	0	0	0	0	0	1	0	0	1	1	
AGGRAVATED SEXUAL BA	4	25	25	0	54	0	1	1	0	2	56	
PANDERING BY COMPULS	0	2	2	0	4	0	0	0	0	0	4	
STATUTORY RAPE	243	541	46	0	830	2	17	2	0	21	851	

(continued)

Probationer Statistical Profile

Sample: Active & admin probationers, not in facilities
Act probationers 07/17/2000

Requestor: Statistics

MOST SERIOUS OFFENSE by current age & sex (CONTINUED)

MOST SERIOUS OFFENSE	Men					Women					Grand Total	%
	age 00-21	age 22-39	age 40-98	age UNKWN	Men Total	age 00-21	age 22-39	age 40-98	age UNKWN	Women Total		
CHILD MOLESTATION	124	901	1301	8	2334	8	45	23	0	76	2410	
ENTICING CHILD-INDEC	14	85	68	1	168	0	10	1	0	11	179	
AGGRAV. CHILD MOLEST	14	118	140	0	272	1	8	1	0	10	282	
NECROPHILIA	0	1	0	0	1	0	0	0	0	0	1	
SEXL/ASLT/AGN/PERS/	0	20	8	0	28	0	2	1	0	3	31	
SEXUAL ASLT BY THERA	0	1	3	0	4	0	0	0	0	0	4	
SOLICIT SODOMY FROM	0	4	4	0	8	0	1	0	0	1	9	
CRIMINAL ATTPPT RAPE	2	27	15	0	44	0	0	0	0	0	44	
CRIMINAL ATTPPT SODOM	0	0	2	0	2	0	0	0	0	0	2	
CRIMINAL ATTPPT AGG S	0	1	2	0	3	0	0	0	0	0	3	
MISC. OBSCENITY	1	5	1	0	7	0	0	0	0	0	7	
DISTRIBUTING OBSCENE	0	1	1	0	2	0	0	0	0	0	2	
DISTR MAT DEPICT NUD	0	0	1	0	1	0	0	0	0	0	1	
PROV SEX MATER TO MI	0	1	0	0	1	0	0	0	0	0	1	
MISC. PUBLIC ORDER	1	6	0	0	7	0	0	1	0	1	8	
TREASON	0	0	0	0	0	0	1	0	0	1	1	
FALSE SWEARNG WRITTN	8	21	6	0	35	2	14	2	0	18	53	
ABUSE OF GOVT OFFICE	1	1	1	0	3	0	0	0	0	0	3	
BRIBERY GOVT OFFICER	0	8	10	0	18	0	4	3	0	7	25	
VIOLATE OATH PUBLIC	0	4	2	0	6	0	1	0	0	1	7	
INFLUENCE LEGISLATIV	0	0	0	0	0	0	1	0	0	1	1	
GOVT OFFCL SELL TO G	0	0	2	0	2	0	0	0	0	0	2	
DEFRAUDING STATE	0	29	38	0	67	3	227	143	2	373	440	
CONSPIRE RESTRAIN FR	0	1	0	0	1	0	1	0	0	1	2	
FALSE CERTIFICATES	0	8	2	0	10	0	4	0	0	4	14	
INFLUENCING WITNESS	2	9	7	0	18	0	2	3	0	5	23	
OBSTR OF LAW ENF OFF	173	1060	349	3	1585	30	204	81	1	316	1901	
MISC JUDICIAL PROCEE	0	0	3	0	3	1	0	0	0	1	4	
PERJURY	3	10	11	0	24	3	13	2	0	18	42	
FALSE SWEARING	2	15	9	0	26	0	15	5	0	20	46	
SUBORDINATION OF PER	0	1	1	0	2	0	1	0	0	1	3	
IMPERSONATION	0	7	2	0	9	1	5	2	0	8	17	
IMPERSONATING OFFICE	4	44	12	1	61	1	1	0	0	2	63	
BARRATRY	0	4	0	0	4	0	0	0	0	0	4	
EMBRACERY	0	0	0	0	0	0	2	0	0	2	2	

(continued)

Probationer Statistical Profile

Sample: Active & admin probationers, not in facilities
Act probationers 07/17/2000

Requestor: Statistics

MOST SERIOUS OFFENSE by current age & sex (CONTINUED)

MOST SERIOUS OFFENSE	Men					Women					Grand Total	%
	age 00-21	age 22-39	age 40-98	age UNKWN	Men Total	age 00-21	age 22-39	age 40-98	age UNKWN	Women Total		
FALSE STATEMENTS GOV	12	72	50	0	134	12	47	18	0	77	211	
UNAUTH REPRESENTN PEAC	0	1	0	0	1	0	0	0	0	0	1	
IMPRSNTNG ANTHR RBAL	0	2	1	0	3	1	1	1	0	3	6	
ESCAPE	15	130	46	0	191	1	22	5	0	28	219	
AIDING ESCAPE	1	6	1	0	8	3	12	4	0	19	27	
HINDERING APPREH OR	23	75	26	0	124	10	42	17	0	69	193	
COMPOUNDING A CRIME	1	1	0	0	2	0	1	0	0	1	3	
BAIL JUMPING	0	18	9	0	27	0	4	0	0	4	31	
CRIMINAL ATTEMPT ESC	0	3	1	0	4	1	0	0	0	1	5	
FALSE PUBLIC ALARM	14	13	3	0	30	4	2	1	0	7	37	
CRIM INTER WITH GOV	55	199	55	2	311	7	24	6	0	37	348	
MISC. GAMBLING/RELAT	0	0	1	0	1	0	0	0	0	0	1	
COMMERICAL GAMBLING	0	0	8	0	8	0	1	2	0	3	11	
COMMUNICATING GAMBL	0	3	2	0	5	0	1	0	0	1	6	
BRIBERY OF CONTESTAN	0	2	1	0	3	0	1	0	0	1	4	
GAMBLING ACT ON BUSI	0	0	2	0	2	0	0	1	0	1	3	
DOGFIGHTING	1	7	1	0	9	0	0	0	0	0	9	
LOTTERY VIOLATION	1	3	1	0	5	4	4	2	0	10	15	
BOARDING BUS W/CONCL	2	4	0	0	6	1	0	0	0	1	7	
CRUELTY TO CHILDREN	20	479	256	2	757	19	380	95	0	494	1251	
SEX EXPLOITATION CHI	3	13	20	0	36	1	1	0	0	2	38	
ABANDONMENT OF CHILD	0	31	34	0	65	0	2	0	0	2	67	
CNTRBTNG DELINQENCY	1	7	1	0	9	0	1	0	0	1	10	
MISC WEAPON/EXPLOSIV	8	17	7	0	32	0	1	0	0	1	33	
CARRY CONCEALED WEAP	19	95	28	0	142	3	6	0	0	9	151	
CARRY PISTL WITHOUT	2	10	0	0	12	0	0	1	0	1	13	
ALTER PISTL LICENSE	0	4	0	0	4	0	0	0	0	0	4	
POSS OF FIREARM DUR	16	93	46	1	156	2	11	4	0	17	173	
POSS OF CERTAIN WEAP	24	88	53	0	165	1	6	1	0	8	173	
POSS FIREARM CONVCT	19	618	456	2	1095	1	21	20	0	42	1137	
CARRYING WEAPON AT S	98	51	3	0	152	11	5	0	0	16	168	
GUARD LINE WITH WEAP	2	2	0	0	4	1	1	1	0	3	7	
POSS WEAPON BY PRISO	3	5	0	0	8	0	0	0	0	0	8	
MISUSE FIREARM HUNTI	0	1	1	0	2	0	0	0	0	0	2	
MISC INVASION OF PRI	0	1	1	0	2	0	0	1	0	1	3	

(continued)

Probationer Statistical Profile

Sample: Active & admin probationers, not in facilities
Act probationers 07/17/2000

Requestor: Statistics

MOST SERIOUS OFFENSE by current age & sex (CONTINUED)

MOST SERIOUS OFFENSE	Men						Women						Grand Total	%				
	age 00-21	age 22-39	age 40-98	age UNKWN	Men Total	Men %	age 00-21	age 22-39	age 40-98	age UNKWN	Women Total	Women %						
EAVESDROP & SURVEILL	0	0	6	0	7	0	1	1	14	0	0	0	0	1	0	15	0	
PEEPING TOM	7	0	89	0	36	0	0	0	132	0	0	0	0	0	0	132	0	
P/S/D OF EAVESDROP D	0	0	5	0	0	0	0	0	5	0	0	0	0	0	0	5	0	
RACKETEERING	0	0	3	0	17	0	0	0	20	0	1	0	4	0	2	7	0	
S/D NARCOTICS, OPIAT	40	0	435	1	225	1	1	1	701	1	0	0	91	1	57	1	849	1
S/D DEP,STIM,CNTRF D	20	0	246	0	108	0	1	1	375	0	2	0	29	0	28	0	436	0
SALE-DIST OF LSD	6	0	23	0	1	0	0	0	30	0	0	0	0	0	1	0	31	0
SALE/DIST OF MARIJUA	241	2	1167	2	341	1	1	1	1750	2	23	1	180	1	90	1	2043	2
S/D OF ALCOHOLIC IN	0	0	3	0	3	0	0	0	6	0	0	0	0	0	1	0	7	0
POSS NARCOTICS, OPIA	81	1	585	1	315	1	3	2	984	1	14	0	169	1	82	1	1250	1
POSS DEP,STIM,CNTRF	45	0	502	1	242	1	0	0	789	1	6	0	172	1	62	1	1029	1
POSS OF L.S.D.	24	0	75	0	4	0	0	0	103	0	4	0	15	0	3	0	125	0
POSS OF MARIJUANA	252	2	1146	2	352	1	3	2	1753	2	20	1	204	1	106	1	2083	2
ILLEGAL POSS/MANF LI	1	0	3	0	5	0	0	0	9	0	0	0	1	0	0	0	10	0
ILLEGAL ATTM TO OBT	5	0	53	0	52	0	0	0	110	0	0	0	110	1	71	1	291	0
VIOLATE GA CNTRL SBS	1583	11	9545	15	4082	14	26	13	15236	14	172	6	2345	13	1114	16	3636	13
VIOLATE DNGROUS DRGS	7	0	43	0	15	0	0	0	65	0	1	0	20	0	7	0	93	0
UNLWFL MFG/DEL/DIST	12	0	40	0	32	0	0	0	84	0	1	0	4	0	3	0	92	0
FURNISH LIQUOR TO MI	1	0	1	0	0	0	0	0	2	0	0	0	0	0	0	0	2	0
POSS DRUG RELATED MA	9	0	21	0	8	0	0	0	38	0	2	0	8	0	2	0	50	0
SALE/DIST CONT SUB P	14	0	54	0	14	0	0	0	82	0	1	0	10	0	3	0	96	0
SALE/DIST CONT SUB S	11	0	24	0	5	0	0	0	40	0	0	0	1	0	0	0	41	0
SALE/DISTRIBUTION CO	295	2	1537	2	515	2	5	3	2352	2	14	0	243	1	111	2	2722	2
POSSESSION OF COCAIN	672	5	3671	6	1628	6	14	7	5985	6	64	2	814	5	401	6	7266	5
CRMNL ATPT VIOL SUBS	12	0	228	0	164	1	0	0	404	0	6	0	81	0	72	1	564	0
MISC. DRUGS TRAFFICK	3	0	36	0	16	0	0	0	55	0	1	0	12	0	4	0	73	0
COCAINE LESS 200 GRAM	17	0	246	0	153	1	0	0	416	0	2	0	57	0	48	1	523	0
COCAINE 201-400 GRAM	0	0	30	0	25	0	0	0	55	0	0	0	6	0	3	0	64	0
COCAINE 401 OR MORE	0	0	7	0	12	0	0	0	19	0	0	0	1	0	2	0	22	0
NARCOTICS LESS 14 GR	0	0	1	0	2	0	0	0	3	0	0	0	0	0	0	0	3	0
NARCOTICS 15-28 GRAM	0	0	2	0	0	0	0	0	2	0	0	0	1	0	0	0	3	0
NARCOTICS 29 MORE GR	0	0	1	0	1	0	0	0	2	0	0	0	0	0	1	0	3	0
MARIJUANA 101-2000 P	0	0	17	0	13	0	0	0	30	0	0	0	5	0	2	0	37	0
MARIJUANA 2001-10000	0	0	2	0	0	0	0	0	2	0	0	0	0	0	0	0	2	0
MARIJUANA 10001 LBS	1	0	1	0	2	0	0	0	4	0	0	0	1	0	0	0	5	0

(continued)

Probationer Statistical Profile

Sample: Active & admin probationers, not in facilities
Act probationers 07/17/2000

Requestor: Statistics

MOST SERIOUS OFFENSE by current age & sex (CONTINUED)

MOST SERIOUS OFFENSE	Men					Women					Grand Total	%
	age 00-21	age 22-39	age 40-98	age UNKWN	Men Total	age 00-21	age 22-39	age 40-98	age UNKWN	Women Total		
TRFFKNG METHAQUALONE	0	4	5	0	9	0	1	1	0	2	11	
TRFFKNG MTHAQUALONE>	0	3	2	0	5	0	1	0	0	1	6	
AMPHETAMINE 28-199 G	3	14	4	0	21	0	1	1	0	2	23	
AMPHETAMINE 200-399	0	2	2	0	4	0	2	0	0	2	6	
AMPHETAMINE 400+ GRA	0	0	0	0	0	0	1	0	0	1	1	
TRANSACTIONS DRUG OB	0	1	0	0	1	0	1	0	0	1	2	
TRANSACTIONS CNTRFT	0	5	0	0	5	0	0	2	0	2	7	
USE COMM FACLT Y VIO	0	6	4	0	10	1	3	2	0	6	16	
ATT/CONSPRCY COMMT C	0	29	13	0	42	2	14	10	0	26	68	
UNATHZD DIST CONTRLL	0	4	3	0	7	0	2	2	0	4	11	
ILLGL DIST CONTRLLD	1	10	4	0	15	0	3	1	0	4	19	
VIOL MOTOR VEHICLE L	15	133	93	1	242	0	22	13	0	35	277	
ALTER CAR TITLE	0	3	5	0	8	0	0	0	0	0	8	
DRVNG HABTL VIOLATOR	4	1966	1878	7	3855	1	168	132	0	301	4156	
HABIT TRAF VOIL/IMPA	0	207	197	1	407	0	16	32	0	48	455	
HABIT TRAF VIOL/OTHE	0	205	177	1	384	0	17	14	0	31	415	
SELL UNSTAMPED CIG/C	0	0	2	0	2	0	0	0	0	0	2	
COUNTERFEIT STAMPS	0	0	1	0	1	1	0	0	0	1	2	
DSTL ALCOHOL BEVERAG	0	0	2	0	2	0	0	1	0	1	3	
POSS UNAUTHORIZED ST	0	0	1	0	1	0	1	0	0	1	2	
POSS CONTRABAND ARTI	1	3	2	0	6	0	1	0	0	1	7	
TRNSPRT CONTRABAND A	0	0	0	0	0	0	1	0	0	1	1	
MISC. MRALS/PBLIC H/	0	3	1	0	4	0	0	0	0	0	4	
VIOLATN GAME AND FIS	1	2	0	0	3	0	0	0	0	0	3	
MISC CORRECTIONL INS	1	16	1	0	18	0	6	1	0	7	25	
VIOLATION OTHR STATE	32	175	85	0	292	5	64	25	0	94	386	
CONSPIRACY	19	33	11	1	64	4	29	9	0	42	106	
INTERMARRIAGE CLOSE	0	1	0	0	1	0	0	0	0	0	1	
CRIMINAL ATTEMPT	53	216	124	0	393	7	79	33	1	120	513	
AIRCRAFT HIJACKING	0	2	0	0	2	0	0	0	0	0	2	
UNAUTH DIST RECRD DE	0	3	4	0	7	0	0	0	0	0	7	
NONPYMT AGR NVL STOR	0	0	1	0	1	0	0	0	0	0	1	
CRIMINAL SOLICITATIO	1	29	19	0	49	2	15	6	0	23	72	
PARTY TO A CRIME	3	8	1	0	12	1	8	2	0	11	23	
CRIMINAL TRESPASSING	15	16	5	0	36	2	1	2	0	5	41	

(continued)

Probationer Statistical Profile

Sample: Active & admin probationers, not in facilities
Act probationers 07/17/2000

Requestor: Statistics

MOST SERIOUS OFFENSE by current age & sex (CONTINUED)

MOST SERIOUS OFFENSE	M e n					W o m e n					Grand Total %
	age 00-21 %	age 22-39 %	age 40-98 %	age UNKWN %	Men Total %	age 00-21 %	age 22-39 %	age 40-98 %	age UNKWN %	Women Total %	
GANG PARTICIPATION	1 0	1 0	0 0	0 0	2 0	1 0	0 0	0 0	0 0	1 0	3 0
Total reported	14151	62824	28287	197	105459	3049	18079	7164	28	28320	133779
Percent Reported	100.0	100.0	100.0	100.0	100.0	100.0	100.0	100.0	100.0	100.0	100.0
NOT REPORTED	0	4	5	0	9	0	2	0	0	2	11
Total	14151	62828	28292	197	105468	3049	18081	7164	28	28322	133790

Probationer Statistical Profile

Sample: Active & admin probationers, not in facilities
Act probationers 07/17/2000

Requestor: Statistics

MOST SERIOUS CRIME TYPE by current age & sex

CRIME TYPE	Men					Women					Grand Total	%
	age 00-21	age 22-39	age 40-98	age UNKWN	Men Total	age 00-21	age 22-39	age 40-98	age UNKWN	Women Total		
VIOL/PERSN	1624	9438	4645	39	15746	348	2005	740	1	3094	18840	14
NVIOL/PERS	169	289	184	1	643	25	42	9	0	76	719	1
PROPERTY	6176	20045	6953	35	33209	1885	9227	3127	7	14246	47455	35
DRUG SALES	666	3965	1511	8	6150	47	673	373	5	1098	7248	5
DRUG POSSN	3193	16555	7002	48	26798	378	4117	1971	9	6475	33273	25
ALCOHOL	83	49	32	0	164	11	10	8	0	29	193	0
HABIT/DUI	585	5597	3919	38	10139	108	810	475	3	1396	11535	9
SEX OFFEND	477	2072	2016	11	4576	14	108	39	0	161	4737	4
OTHER	1178	4818	2030	17	8043	233	1089	422	3	1747	9790	7
Total reported	14151	62828	28292	197	105468	3049	18081	7164	28	28322	133790	
Percent Reported	100.0	100.0	100.0	100.0	100.0	100.0	100.0	100.0	100.0	100.0	100.0	
NOT REPORTED	0	0	0	0	0	0	0	0	0	0	0	
Total	14151	62828	28292	197	105468	3049	18081	7164	28	28322	133790	